

Temperature-dependent Fowler-Nordheim electron barrier height in SiO₂/4H-SiC MOS capacitors

Patrick Fiorenza^{1*}, Marilena Vivona², Ferdinando Iucolano³, Andrea Severino³, Simona Lorenti³,
Giuseppe Nicotra¹, Corrado Bongiorno¹, Filippo Giannazzo¹, Fabrizio Roccaforte¹

¹*Consiglio Nazionale delle Ricerche – Istituto per la Microelettronica e Microsistemi (CNR-IMM),
Strada VIII, n.5 Zona Industriale, I-95121 Catania, Italy*

²*Optoelectronics Research Centre University of Southampton, United Kingdom*

³*STMicronics, Stradale Primrose 50, I-95121 Catania, Italy*

*patrick.fiorenza@imm.cnr.it

Abstract

This paper reports on the physical and temperature dependent electrical characterizations of the oxide/semiconductor interface in MOS capacitors with a SiO₂ layer deposited on 4H-SiC using dichlorosilane and nitrogen-based vapor precursors. The capacitors, subjected to a standard post deposition annealing process in N₂O, exhibited an interface state density $D_{it} \approx 9.0 \times 10^{11} \text{ cm}^{-2} \text{ eV}^{-1}$ below the conduction band edge. At room temperature, a barrier height (conduction band offset) of 2.8 eV was observed, along with the presence of negative charges in the insulator. The SiO₂ insulating properties were evaluated by studying the experimental temperature dependence of the gate current. In particular, the temperature dependent electrical measurements showed a negative temperature coefficient of the Fowler-Nordheim electron barrier height ($d\Phi_B/dT = -0.98 \text{ meV/}^\circ\text{C}$), which was very close to the expected value for an ideal SiO₂/4H-SiC system and much lower compared to the values reported for thermally grown SiO₂. This smaller dependence of Φ_B on the temperature represents a clear advantage of our deposited SiO₂ for the operation of MOSFET devices at high temperatures.

Keywords: 4H-SiC, MOS-capacitors, deposited oxide, Fowler-Nordheim tunneling.

1. Introduction

Thanks to its exceptional physical properties, 4H-SiC is an excellent wide band gap (WBG) semiconductor for high power electronics applications [1]. In particular, power switches based on 4H-SiC metal-oxide-semiconductor field effect transistors (4H-SiC MOSFETs) can be used in energy conversion systems for automotive and renewable energies, providing a significant improvement in terms of energy efficiency. Clearly, studying the properties of the SiO₂/4H-SiC interfaces (interface state density D_{it} , charge trapping mechanisms, conduction mechanisms through the insulator, etc.) is particularly important, as this system represents the core of the MOSFET device. In fact, it is well known that a high D_{it} or the presence of near-interface-traps (NITs) can be detrimental both for the channel mobility and for the threshold voltage stability of the devices [2,3]. In addition, reliability issues play a critical role for 4H-SiC MOSFETs, where the reduced band offset can induce leakage current enhancement and the consequent early degradation of the gate insulator at high electric fields. In this context, the full understanding of the mechanisms governing the carrier transport through the gate oxides and the dielectric degradation is still missing and currently under debate.[4]

In literature, SiO₂-gate oxide in 4H-SiC MOSFETs could be formed either by thermal oxidation [5] or by the deposition from vapor phase techniques at moderate temperatures (e.g., TEOS at 400°C [6]). Nevertheless, post oxidation annealing (POA) or post deposition annealing (PDA) treatments are required to reduce the D_{it} and to improve the MOSFETs channel mobility. In the case of thermally grown oxides, some authors reported the presence of a disordered C-rich interfacial layer [7,8,9], detected even after nitridation annealing in NO [10], which can penalize also the MOS-stack reliability. In particular, the conduction band offset between SiO₂/4H-SiC system, lower compared to the SiO₂/Si system, deserves particular attention because the enhanced leakage current can induce the early wear out of the insulating layer and the premature power device failure. Recently, it has been demonstrated the presence of active defects in thermally grown oxides onto n-

type 4H-SiC that enhance the current conduction through the insulator in MOS capacitor [11]. The Poole-Frenkel (PF) emission is believed to be responsible of this current enhancement with respect to the theoretical bottom limit of the Fowler-Nordheim tunneling. In order to avoid the formation of C-related defects, which causes an increase of the gate current in thermal oxides, the use of deposited oxides has been explored [12,13,14,15].

Hence, studying the temperature dependence of the Fowler–Nordheim current in 4H-SiC MOS systems is of considerable interest because of the practical implications in the evaluation of the high-field and high-temperature performance of both MOSFETs and Insulated-Gate-Bipolar-Transistors (IGBT's) [16].

In this work, a temperature dependent electrical characterization of 4H-SiC MOS capacitors, with the oxide layer deposited at high temperature (800°C) from dichlorosilane and nitrogen-based precursors and subjected to PDA in N₂O, is presented. Using the standard Fowler-Nordheim (FN) tunneling formulation the electron barrier height could be determined from room temperature up to 150°C. In particular, the temperature coefficient of the FN electron barrier height ($d\Phi_B/dT$ vs T) was considered to evaluate the quality of the deposited oxide with respect to the ideal SiO₂/4H-SiC system. The results showed a nearly-ideal thermal behavior of our gate oxide, as the temperature coefficient of the FN barrier (– 0.98 meV/°C) was very close to the ideal one and much lower compared to that reported for thermally grown SiO₂ layers.

2. Experimental Details

The SiO₂ layer was deposited by low pressure chemical vapor deposition (LPCVD) on a n-type 4H-SiC epitaxial sample with doping level of $N_D=1\times10^{16}\text{ cm}^{-3}$. The deposition process of SiO₂ was carried out at a temperature of about 800 °C, using dichlorosilane SiH₂Cl₂, (DCS) and N₂O as gaseous precursors. After the deposition of the SiO₂-layer, the sample was subjected to a standard post-deposition annealing (PDA) treatment in N₂O ambient at 1150°C for 4 hours [17].

Then, MOS capacitors were fabricated using a heavily doped n-type poly-Si as gate electrode and Nickel as back contact. Firstly, physical analysis of the oxide by transmission electron microscopy (TEM) and secondary ion mass spectrometry (SIMS) were performed on blanket samples. Then, electrical capacitance-voltage (C-V), conductance-voltage (G_p/ω -V) and current-voltage (I-V) measurements were performed on the MOS capacitors by a Cascade Summit 12000M probe station. These measurements were carried out from room temperature up to 150°C.

3. Results and Discussion

First of all, cross section TEM analysis of the deposited oxide subjected to PDA has been carried out. As can be seen in Fig. 1a, the deposited SiO_2 is conform with the 4H-SiC substrate showing a total thickness of about 49 nm.

Fig. 1b reports the SIMS profile of Silicon, Carbon, Oxygen and Nitrogen in the oxide/semiconductor interfacial region. The N-peak at the interface (with a concentration of few 10^{21} atoms/cm³) is due the PDA in N_2O . The areal density of N-peak is about 2×10^{14} atoms/cm² and the thickness of the N-rich SiO_2 transition layer at the interface between the gate oxide and the 4H-SiC is about 60 Å. It is worth noting that the C-profile decreases steeply towards the SiO_2 . From this

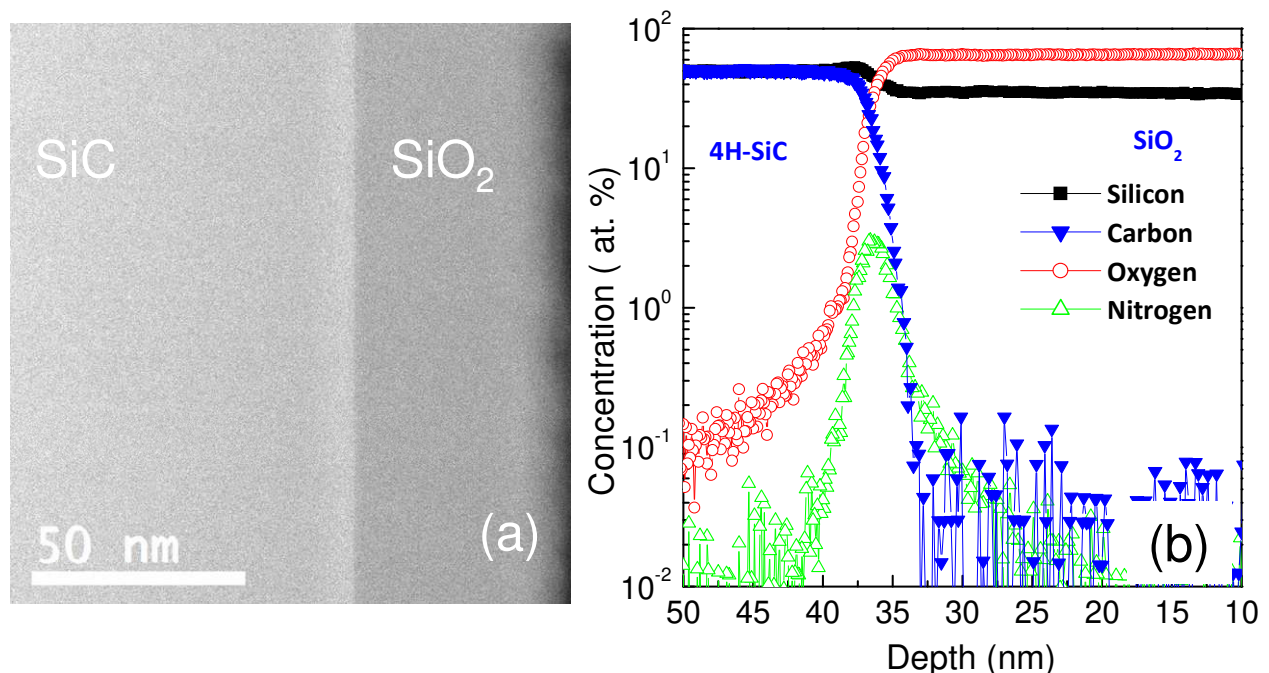


Fig. 1. (a) TEM cross section and (b) SIMS profiles acquired in the 4H-SiC/ SiO_2 system under investigation.

analysis, no significant C accumulation is detected at the interface. However, it cannot be ruled out that small amount of C (below the detection limit) is present inside the SiO₂ as a consequence of the re-oxidation due to PDA.

The electrical characterization has been carried out starting with a set of temperature dependent C-V measurements, acquired on capacitors having an area of 0.0225 cm². The temperature dependence has been performed in order to monitor any possible change of the flat band voltage (V_{FB}) and to determine with high accuracy the effective charge density. Fig.2a shows the C-V curves measured at different temperatures from 25°C up to 150°C. At room temperature, the experimental V_{FB} is positively shifted with respect to the ideal C-V value due to the presence of an effective negative charge in the MOS system. Quantitatively, an experimental $V_{FB} = -0.26$ V has been determined, which corresponds to an effective negative charge density of $Q_{eff} = 2.2 \times 10^{11}$ cm⁻² obtained from the comparison with the ideal V_{FB} value ($V_{FB} = -0.72$ V). Moreover, as can be seen in Fig. 2a, the C-V curves are quite stable with the temperature and, as reported in Fig. 2b, the flat band voltage exhibits only a variation of -0.8mV/°C (Fig.2b) with increasing the temperature ($V_{FB} = -0.36$ eV at 150°C).

The density of interface states D_{it} was determined by means of the conductance method from G_p/ω vs frequency. Fig.3 displays the values of D_{it} from the edge of the conduction band E_C . The

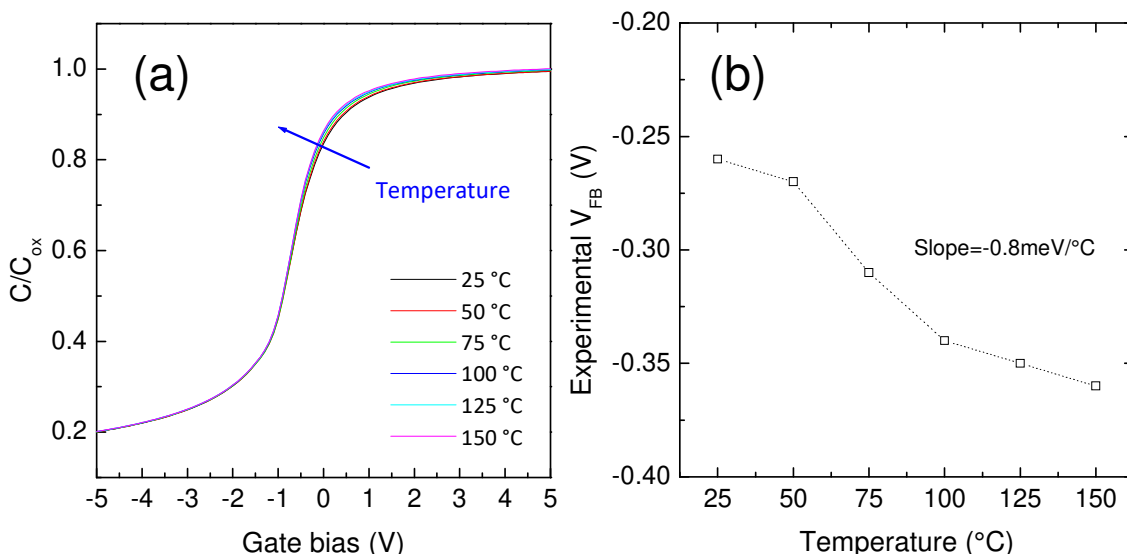


Fig. 2. (a) Temperature dependent C-V curves from room temperature up to 150°C. (b) Temperature dependence of the experimental flat band voltage V_{FB} .

value of $D_{it} \approx 9.0 \times 10^{11} \text{cm}^{-2} \text{eV}^{-1}$, obtained at 0.2 eV from E_C , is comparable to those typically measured in 4H-SiC MOS capacitors employing thermally grown oxides and subjected to the same post oxidation annealing (POA) ($D_{it} = 0.8\text{-}1.8 \times 10^{12} \text{cm}^{-2} \text{eV}^{-1}$) [18,19,20]. The presence of a low density of fixed charges as well as the D_{it} value comparable to thermal growth process, indicate that the oxide properties are ultimately determined by the annealing treatments (POA or PDA) in N_2O .

The insulating properties were also monitored by I-V analysis, with I-V characteristics measured from room temperature up to 150°C in the MOS capacitor.

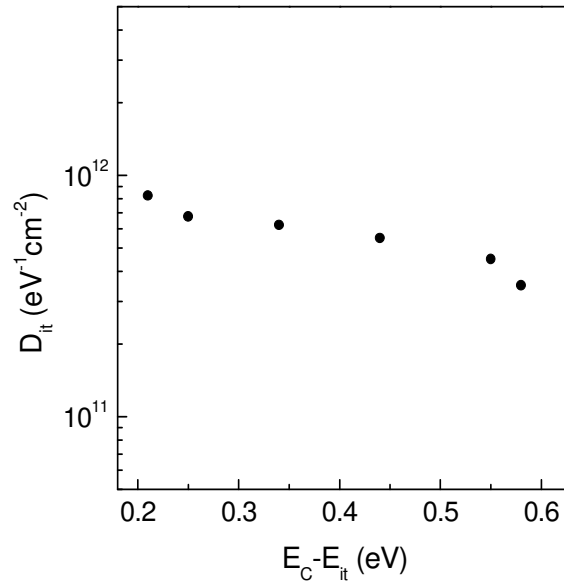


Fig. 3. Energy distribution within the gap of the interface state density D_{it} .

The I-V characteristics were analyzed using the Fowler-Nordheim formalism and the Lenzlinger-Snow (LS) equation:

$$\ln(J/E_{ox}^2) = \ln \left(\frac{q^3 \left(\frac{m_{SiC}}{m_{ox}} \right)}{8\pi\hbar\Phi_B} \right) - \frac{8\pi\sqrt{2m_{ox}\Phi_B^3}}{3qh} \frac{1}{E_{ox}} \quad (1)$$

where J is the current density, E_{ox} is the electric field across the oxide, m_{SiC} and m_{ox} are the effective electron masses in the SiC substrate and in the insulator respectively, q is the electron charge, h is the Plank constant and Φ_B is the tunnelling barrier height for electrons [21]. By the fits in the linear

region of the “*FN plots*” $\ln(J/E_{ox}^2)$ vs $1/E_{ox}$ shown in Fig. 4, it was possible to determine the values of Φ_B for electrons as a function of the temperature (Fig. 5). It has to be emphasized that the current measurements are performed varying the gate bias (V_G). However, we have considered the total electric field across the insulator, taking into account also the T-dependence of the V_{FB} . This can be written as:

$$E_{ox}(V_G; T) = \frac{V_G - V_{FB}^{exp}(T)}{t_{ox}} \quad (2)$$

where C_{ox} is the accumulation capacitance, t_{ox} is the oxide thickness and $V_{FB}^{exp}(T)$ represents the experimental temperature-dependent flat band voltage, extrapolated from Fig. 2b, that includes the interface states and the fixed charges contributions.

As shown in Fig. 5 the Fowler-Nordheim (F-N) tunneling well describes the current conduction mechanisms of the system. In fact, it has been demonstrated that the ideal FN tunneling possesses a weak temperature dependence, related to the shrinking of the 4H-SiC and SiO₂ band gaps with increasing temperature [22]. FN tunneling is commonly achieved in SiO₂/Si system using thermally grown oxide layers. On the other hand, thermally grown oxide layers onto 4H-SiC contain residual carbon atom content that may affect the insulating properties of the gate oxide. In particular, Sometani et al. [11] demonstrated that thermally grown SiO₂ at 1200°C onto 4H-SiC shows a Poole-Frenkel (PF) emission ruling the conduction through the gate oxide in MOS capacitors at

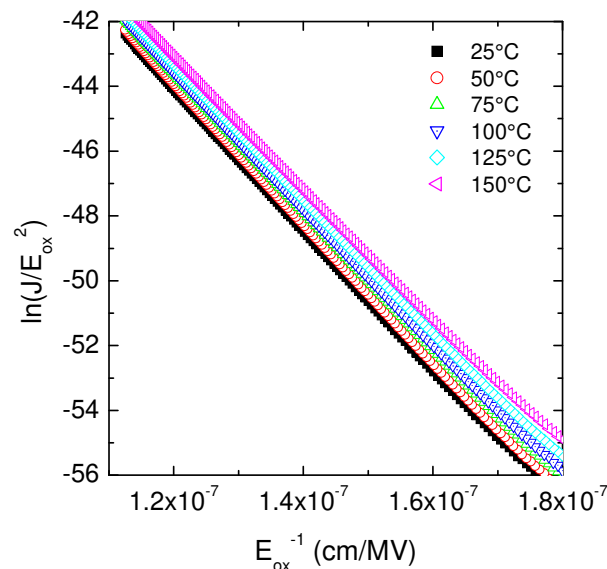


Fig. 4. Temperature dependent $\ln(J/E_{ox}^2)$ - E_{ox}^{-1} curves from room temperature up to 150°C

temperature above 25°C. More recently, P. Samanta and K. C. Mandal [22] compared the experimental temperature dependence of the electron barrier height, measured in MOS capacitors having a layer of SiO₂ thermally grown at 1100°C onto 4H-SiC, with the theoretical value of the $d\Phi_B/dT$ for the ideal FN tunneling, and observed a significant difference. In particular, the experimental slope (-7.6meV/°C) is one order of magnitude higher than the theoretical one.

Fig. 5 shows how both our experimental results, literature data and the ideal values of the electron barrier height Φ_B vary with the temperature increasing from -25°C up to 250°C. The ideal FN shows a barrier height $\Phi_B = 2.7$ eV that decreases with a slope of the $d\Phi_B/dT = -0.7\text{meV}/^\circ\text{C}$ [22] with increasing temperature, essentially due to the temperature related variation of both the SiO₂ and 4H-SiC band offset and the Fermi level. On the other hand, an experimental barrier height of $\Phi_B = 2.8$ eV was extracted at room temperature, i.e., slightly larger of the ideal value expected for SiO₂/4H-SiC interface. This result is consistent with the effective negative charge detected with the C-V curves in Fig. 2a. Furthermore, the indication of the good quality of the deposited oxide is obtained considering that the experimental slope of the $d\Phi_B/dT$ is $-0.98\text{meV}/^\circ\text{C}$ is only slightly

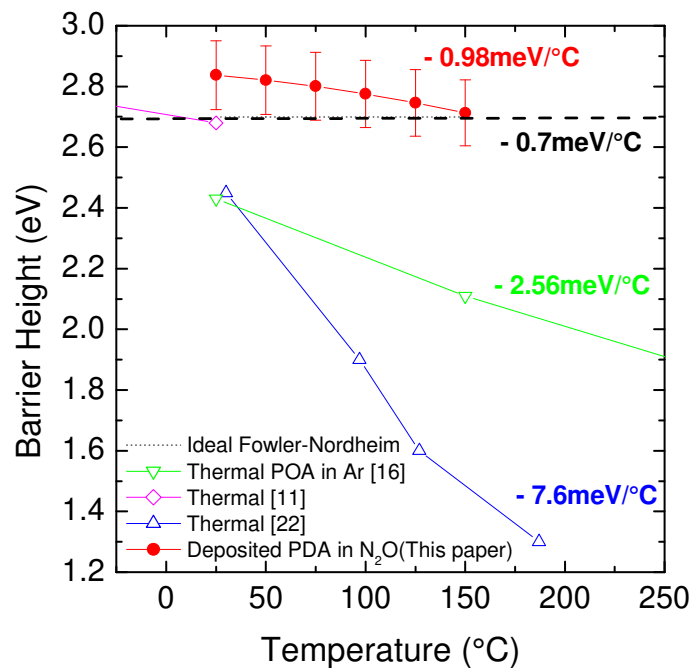


Fig. 5. Comparison between the experimental electron barrier height for the deposited (this paper), thermally grown oxides and the theoretical behavior.

larger than the ideal value of $-0.7\text{meV}/^\circ\text{C}$. Indeed, this discrepancy is almost negligible considering a possible error of 5% in the determination of the barrier height. By contrast, Fig. 5 shows also the $d\Phi_B/dT$ behavior taken from literature data [11,22] for thermally grown oxides that decreases with a slope up to ten times larger than the ideal FN value. Clearly, the behavior of the temperature coefficient of the barrier height can depend on the oxide processing. In fact, Sometani et al. [11] demonstrated the occurrence of an ideal FN behavior at low temperatures, i.e., from -150°C up to room temperature. Above room temperature, the gate oxide conduction was dominated by PF emission for thermally grown oxides and then the FN barrier was not estimated [11]. On the other hand, early study from A. K. Agarwal et al. [16] reported a $d\Phi_B/dT$ of about $-2.56\text{ meV}/^\circ\text{C}$ for a thermally grown oxide subjected to a POA in Ar. As mentioned before, this behavior has been explained with the occurrence of a PF emission [22], likely due to the presence of C-related defects in the insulator induced during the SiO_2 thermal growth.

4. Summary

In this paper, we have investigated the physical and temperature dependent electrical properties of $\text{SiO}_2/4\text{H-SiC}$ system in MOS capacitors, with the oxide deposited by a high temperature (800°C) CVD process starting from a DCS precursor and subjected to PDA in N_2O . The temperature dependent electrical investigation of the MOS capacitors demonstrates the good quality of the oxide, presenting low density of fixed charges, as well as a value of D_{it} comparable to our standard thermally grown oxides. The room temperature electron barrier height of 2.8 eV is close to the value expected for an ideal Fowler-Nordheim tunneling occurring between the $\text{SiO}_2/4\text{H-SiC}$ conduction band. Furthermore, nearly ideal Fowler-Nordheim tunneling has been proved looking at the temperature coefficient of the electron barrier height ($d\Phi_B/dT$), which resulted noticeably improved with respect to thermally grown oxides.

Acknowledgements

The authors would like to thank A. La Magna and I. Deretzis for fruitful discussions. The colleagues of STMicroelectronics are acknowledged for technical assistance. In particular, F. Gentile is acknowledged for setting the thermal annealing processes, while S. Reina and A. Parisi for their valuable help during the electrical measurements.

This work was carried out in the framework of the ECSEL JU project WInSiC4AP (Wide Band Gap Innovative SiC for Advanced Power), grant agreement n. 737483.

References

- [1] T. Kimoto, J.A. Cooper, Fundamentals of Silicon Carbide Technology: Growth, Characterization, Devices and Applications, John Wiley & Sons Singapore Pte. Ltd. 2014.
- [2] F. Roccaforte, P. Fiorenza, G. Greco, M. Vivona, R. Lo Nigro, F. Giannazzo, A. Patti, M. Saggio, Recent advances on dielectrics technology for SiC and GaN power devices, Appl. Surf. Sci. 301 (2014) 9-18.
- [3] A. J. Lelis, R. Green, D. B. Habersat, M. El, Basic Mechanisms of Threshold-Voltage Instability and Implications for Reliability Testing of SiC MOSFETs, IEEE Trans. Electron Dev. 62 (2015) 316-323.
- [4] P. Fiorenza, A. La Magna, M. Vivona, F. Roccaforte, Near interface traps in SiO₂/4H-SiC metal-oxide-semiconductor field effect transistors monitored by temperature dependent gate current transient measurements, Appl. Phys. Lett. 109 (2016) 012102 1-5.
- [5] G. Y. Chung, C. C. Tin, J. R. Williams, K. McDonald, R. K. Chanana, Robert A. Weller, S. T. Pantelides, Leonard C. Feldman, Improved Inversion Channel Mobility for 4H-SiC MOSFETs Following High Temperature Anneals in Nitric Oxide, IEEE Electron Device Lett. 22 (2001) 176-178.
- [6] P. Fiorenza, F. Giannazzo, A. Frazzetto, F. Roccaforte, Influence of the surface morphology on the channel mobility of lateral implanted 4H-SiC(0001) metal-oxide-semiconductor field-effect transistors, J. Appl. Phys. 112 (2012) 084501 1-6.
- [7] T. Zheleva, A. J. Lelis, G. Duscher, F. Liu, I. Levin, M. Das, Transition layers at the SiO₂/SiC interface, Appl. Phys. Lett. 93 (2008) 022108 1-3.

-
- [8] W. Li, J. Zhao, D. Wang, Structural and electronic properties of the transition layer at the SiO₂/4H-SiC interface, *AIP Advances* 5 (2015) 017122 1-9.
- [9] F. C. Stedile, S. A. Corrêa, C. Radtke, L. Miotti, I. J.R. Baumvol, G. V. Soares, F. Kong, J. S. Han, L. Hold, S. Dimitrijević, Consequences of NO Thermal Treatments in the Properties of Dielectric Films / SiC Structures, *Mater. Sci. Forum* 645-648 (2010) 689-692.
- [10] T. L. Biggerstaff, C. L. Reynolds Jr., T. Zheleva, A. Lelis, D. Habersat, S. Haney, S.-H. Ryu, A. Agarwal, G. Duscher, Relationship between 4H-SiC/SiO₂ transition layer thickness and mobility *Appl. Phys. Lett.* 95 (2009) 032108 1-3.
- [11] M. Sometani, D. Okamoto, S. Harada, H. Ishimori, S. Takasu, T. Hatakeyama, M. Takei, Y. Yonezawa, K. Fukuda, H. Okumura, Temperature-dependent analysis of conduction mechanism of leakage current in thermally grown oxide on 4H-SiC, *J. Appl. Phys.* 117 (2015) 024505 1-6.
- [12] K. C. Chang, N. T. Nuhfer, L. M. Porter, Q. Wahab, High-carbon concentrations at the silicon dioxide–silicon carbide interface identified by electron energy loss spectroscopy, *Appl. Phys. Lett.* 77 (2000) 2186-2188.
- [13] S. Tanimoto, Impact of Dislocations on Gate Oxide in SiC MOS Devices and High Reliability ONO Dielectrics, *Mater. Sci. Forum* 527-529 (2006) 955-960.
- [14] H. Yano, T. Hatayama, Y. Uraoka, T. Fuyuki, Characterization of 4H-SiC MOSFETs with NO-Annealed CVD Oxide, *Mater. Sci. Forum* 527-529 (2006) 971-974.
- [15] T. Kimoto, H. Kawano, M. Noborio, J. Suda, H. Matsunami, Improved Dielectric and Interface Properties of 4H-SiC MOS Structures Processed by Oxide Deposition and N₂O Annealing, *Mater. Sci. Forum* 527-529 (2006) 987-990.
- [16] A. K. Agarwal, S. Seshadri, L.B. Rowland, Temperature Dependence of Fowler–Nordheim Current in 6H- and 4H-SiC MOS Capacitors, *IEEE Electron Devices Lett.* 18 (1997) 592.

-
- [17] A. Frazzetto, F. Giannazzo, P. Fiorenza, V. Raineri, F. Roccaforte, Limiting mechanism of inversion channel mobility in Al-implanted lateral 4H-SiC metal-oxide semiconductor field-effect transistors, *Appl. Phys. Lett.* 99 (2011) 072117 1-3.
- [18] P. Fiorenza, L.K. Swanson, M. Vivona, F. Giannazzo, C. Bongiorno, A. Frazzetto, F. Roccaforte, Comparative study of gate oxide in 4H-SiC lateral MOSFETs subjected to post-deposition-annealing in N₂O and POCl₃, *Appl. Phys. A* 115 (2014) 333-339.
- [19] P. Fiorenza, A. Frazzetto, A. Guarnera, M. Saggio, F. Roccaforte, Fowler-Nordheim tunneling at SiO₂/4H-SiC interfaces in metal-oxide-semiconductor field effect transistors, *Appl. Phys. Lett.* 105 (2014) 142108 1-4.
- [20] M. Vivona, P. Fiorenza, T. Sledziewski, M. Krieger, T. Chassagne, M. Zielinski, F. Roccaforte, Electrical properties of SiO₂/SiC interfaces on 2°-off axis 4H-SiC epilayers, *Appl. Surf. Sci.* 364 (2016) 892-895.
- [21] R. K. Chanana, K. McDonald, M. Di Ventra, S. T. Pantelides, and L. C. FeldmanG. Y. Chung, C. C. Tin, and J. R. Williams, R. A. Weller, Fowler–Nordheim hole tunneling in p-SiC/SiO₂ structures, *Appl. Phys. Lett.* 77 (2000) 2560-2562.
- [22] P. Samanta K. C. Mandal, Leakage current conduction, hole injection, and time-dependent dielectric breakdown of n-4H-SiC MOS capacitors during positive bias temperature stress, *J. Appl. Phys.* 121 (2017) 034501 1-13.