

# Integral Fluctuation Relations for Entropy Production at Stopping Times

Izaak Neri<sup>1</sup>, Edgar Roldán<sup>2</sup>, Simone Pigolotti<sup>3</sup>,  
and Frank Jülicher<sup>4</sup>

<sup>1</sup> Department of Mathematics, King's College London, Strand, London, WC2R 2LS, UK

<sup>2</sup> ICTP - The Abdus Salam International Centre for Theoretical Physics, Strada Costiera 11, 34151 Trieste, Italy

<sup>3</sup> Biological Complexity Unit, Okinawa Institute for Science and Technology and Graduate University, Onna, Okinawa 904-0495, Japan

<sup>4</sup> Max Planck Institute for the Physics of Complex Systems, Nöthnitzerstrasse 38, 01187 Dresden, Germany

**Abstract.** A stopping time  $T$  is the first time when a trajectory of a stochastic process satisfies a specific criterion. In this paper, we use martingale theory to derive the integral fluctuation relation  $\langle e^{-S_{\text{tot}}(T)} \rangle = 1$  for the stochastic entropy production  $S_{\text{tot}}$  at stopping times  $T$  of a nonequilibrium stationary physical system. This fluctuation relation implies the second law of thermodynamics at stopping times  $\langle S_{\text{tot}}(T) \rangle \geq 0$ : it is not possible to reduce entropy on average, even by stopping a stochastic process at a stopping time. The second law at stopping times implies bounds for the average amount of heat and work a system can extract from its environment when stopped at a stopping time. Furthermore, the integral fluctuation relation implies that certain fluctuations of entropy production are universal or are bounded by universal functions. These universal properties descend from the integral fluctuation relation by choosing appropriate stopping times; for example, we bound the statistics of negative records of entropy production. We illustrate these results with simple models of nonequilibrium systems described by Langevin equations. Using simulation results we demonstrate that, although mesoscopic systems can extract heat from an isothermal environment when stopped at a cleverly chosen moment, the average extracted heat is bounded by the second law at stopping times. Analogously, although stationary stochastic heat engines, such as Feynman's ratchet, can reach average efficiencies above the Carnot limit when stopped at an intelligently chosen moment, the average efficiency is bounded by the second law of thermodynamics at stopping times.

## 1. Introduction and statement of the main results

### 1.1. Introduction

Stochastic thermodynamics is a thermodynamics theory for slow degrees of freedom  $\vec{X}(t)$  of a mesoscopic system that is weakly coupled to an environment in equilibrium [1, 2, 3, 4, 5]. Examples of systems to which stochastic thermodynamics applies are molecular motors [6, 7], biopolymers [8], self-propelled Brownian particles [9], micro-manipulation experiments on colloidal particles [10, 11, 12], and electronic circuits [13, 14, 15].

The stochastic entropy production  $S_{\text{tot}}(t)$  is a key variable in stochastic thermodynamics. It is defined as the sum of the entropy change of the environment  $S_{\text{env}}(t)$  and a system entropy change  $\Delta S_{\text{sys}}(t)$  [16]. In stochastic thermodynamics entropy production is a functional of the trajectories of the slow degrees of freedom in the system. We will assume throughout the paper that the value  $\vec{X}(t)$  of all the slow nonequilibrium degrees of freedom of the system at time  $t$  are known. In particular, if time is discrete, and  $\vec{X}(t)$  is a variable of even parity with respect to time reversal, then the entropy production  $S_{\text{tot}}(t)$  associated with a trajectory of a nonequilibrium stationary process  $\vec{X}(t)$  is the logarithm of the ratio between the stationary probability density of that trajectory  $p(\vec{X}(1), \vec{X}(2), \dots, \vec{X}(t))$  and the probability density of the same trajectory but in time-reversed order [4, 17, 18, 19],

$$S_{\text{tot}}(t) = \log \frac{p(\vec{X}(1), \vec{X}(2), \dots, \vec{X}(t))}{p(\vec{X}(t), \vec{X}(t-1), \dots, \vec{X}(1))}, \quad (1)$$

where  $\log$  denotes natural logarithm. Here and throughout the paper we use dimensionless units for which Boltzmann's constant  $k_B = 1$ . Equation (1) is a particular case of the general expression of stochastic entropy production in terms of probability measures that we will discuss below in Eq. (33). The functional  $S_{\text{tot}}(t)$  is exactly equal to zero at all times for systems in equilibrium obeying detailed balance. For nonequilibrium systems, entropy production fluctuates, with expected value larger than zero,  $\langle S_{\text{tot}}(t) \rangle \geq 0$ .

An interesting consequence of the definition (1) is that the exponential of the negative entropy production  $e^{-S_{\text{tot}}(t)}$  is a *martingale* associated with the process  $\vec{X}(t)$  [20, 21, 22]. Historically the concept of martingales has been introduced to understand fundamental questions in betting strategies and gambling. Nowadays martingales have various applications, for example, they model stock prices in efficient capital markets [23].

Martingale theory, and in particular Doob's optional stopping theorem, provides an elegant resolution to the question whether it is possible to make profit in a fair game of chance by leaving the game at a cleverly chosen moment. We can distinguish unfair games of chances, where the expected values of the gambler's fortune decreases (or increases) with time, from fair ones, where such expected values are constant in time on average. In probability theory, these categories correspond to supermartingales (or submartingales) and martingales, respectively. In a nutshell, the optional stopping

theorem for martingales states that a gambler cannot make profit on average in a fair game of chance by quitting the game at an intelligent chosen moment. The optional stopping theorem holds as long as the total amount of available money is finite. A gambler with access to an infinite budget of money could indeed devise a betting strategy that makes profit out of a fair game. The St. Petersburg game provides an example of a such a strategy, see [24] and chapter 6 of [25].

## 1.2. Main results

In this paper, we study universal properties of entropy production in nonequilibrium stationary states using martingale theory and Doob's optional stopping theorem. In an analogy with gambling, the negative entropy production  $-S_{\text{tot}}(t)$  of a stationary process  $\vec{X}(t)$  is equivalent to a gambler's fortune in an unfair game of chance  $\vec{X}(t)$  and the exponentiated negative entropy production  $e^{-S_{\text{tot}}(t)}$  is a martingale associated with the gambler's fortune. Doob's optional stopping theorem translates into the relation

$$\langle e^{-S_{\text{tot}}(T)} \rangle = 1, \quad (2)$$

where the expected value  $\langle \cdot \rangle$  is over many realizations of the physical process  $\vec{X}(t)$ , and where  $T$  is a stopping time. A stopping time  $T$  is the first time when a trajectory of  $\vec{X}$  satisfies a specific criterium, it is thus a stochastic time. This criterium must obey causality and cannot depend on the future. The relation (2) holds under the condition that either  $T$  acts in a finite-time window, i.e.,  $T \in [0, \tau]$  with  $\tau$  a positive number, or that  $S_{\text{tot}}(t)$  is bounded for all times  $t \in [0, T]$ . We call (2) the *integral fluctuation relation for entropy production at stopping times* because it is an integral relation,  $\langle e^{-S_{\text{tot}}(T)} \rangle = \int d\mathbb{P} e^{-S_{\text{tot}}(T)} = 1$ , that characterises the fluctuations of entropy production. Here,  $\mathbb{P}$  is the probability measure associated with  $X(t)$ .

The fluctuation relation at stopping times (2) can be extended into a fluctuation relation conditioned on trajectories  $\{\vec{X}(t)\}_{t \in [0, T']}$  of random duration  $[0, T']$ , namely,

$$\langle e^{-S_{\text{tot}}(T)} | \{\vec{X}(t)\}_{t \in [0, T']} \rangle = e^{-S_{\text{tot}}(T')}, \quad (3)$$

with  $T'$  a stopping time for which  $T' \leq T$ . Notice that for  $T' = 0$  we obtain  $\langle e^{-S_{\text{tot}}(T)} | \vec{X}(0) \rangle = e^{-S_{\text{tot}}(0)} = 1$ , since in our definitions  $S_{\text{tot}}(0) = 0$ . The fluctuation relation (3) implies thus (2).

There are two important implications of the integral fluctuation relations (2) and (3). A first implication is the *second law of thermodynamics at stopping times*

$$\langle S_{\text{tot}}(T) \rangle \geq 0. \quad (4)$$

The relation (4) states that it is not possible to reduce the average entropy production by stopping a stochastic process  $\vec{X}(t)$  at a cleverly chosen moment  $T$  that can be different for each realisation. Remarkably Eq. (4) holds for *any* stopping time  $T$  defined by a stopping criterium that obeys causality and does not use information about the future of the physical process, see below for examples of such stopping rules. Furthermore, it provides bounds on the average heat and work when stopping a stochastic process at a

cleverly chosen moment. A second implication is that certain fluctuation properties of entropy production are *universal*. We discuss these two implications in what follows.

The inequality (4) bounds the amount of heat and work a system can perform on or extract from its surroundings at a stopping time  $T$ , which is an arbitrary function of the trajectories of the process that obeys causality. For isothermal systems, Eq. (4) implies

$$\langle Q(T) \rangle \leq T_{\text{env}} \langle \Delta S_{\text{sys}}(T) \rangle. \quad (5)$$

Relation (5) states that the average amount of heat  $\langle Q(T) \rangle$  a system can on average extract from a thermal reservoir at temperature  $T_{\text{env}}$  at a stopping time  $T$  is smaller or equal than the average system entropy difference  $\langle \Delta S_{\text{sys}}(T) \rangle$  between the initial state and the final state at the stopping time. Similar considerations allow us to derive bounds on the amount of work that a stochastic stationary heat engine, e.g. Feynman's ratchet, can extract from its surrounding when stopped at a cleverly chosen moment. Consider a system in contact with two thermal reservoirs at temperatures  $T_h$  and  $T_c$  with  $T_h \geq T_c$ . We define the *stopping-time efficiency*  $\eta_T$  associated with the stopping time  $T$  as

$$\eta_T := -\frac{\langle W(T) \rangle}{\langle Q_h(T) \rangle}, \quad (6)$$

where  $\langle W(T) \rangle$  is the average work exerted on the system in the time interval  $[0, T]$ , and  $\langle Q_h(T) \rangle$  is the heat absorbed by the system from the hot reservoir at temperature  $T_h$  within the same time interval. For stopping times for which  $\langle Q_h(T) \rangle > 0$ , the second law at stopping times (4) implies that

$$\eta_T \leq \eta_C - \frac{\langle \Delta \mathcal{F}_c(T) \rangle}{\langle Q_h(T) \rangle}, \quad (7)$$

where  $\eta_C = 1 - (T_c/T_h)$  is the Carnot efficiency,  $\langle \Delta \mathcal{F}_c(t) \rangle = \langle \Delta v(t) \rangle - T_c \langle \Delta S_{\text{sys}}(t) \rangle$  is the generalised free energy change of the system at the stopping time  $T$ , and  $\Delta v(t) = v(X(t)) - v(X(0))$  is change of the internal energy of the system. Note that the second term in the right-hand side of (7) can be positive, and thus efficiencies of stationary heat engines at stopping times can be greater than the Carnot efficiency. This is because using a stopping time the system is, in general, no longer cyclic.

We now discuss the consequences of the integral fluctuation relations (2) and (3) for the *universal* properties of fluctuations of entropy production. By applying (2) and (3) to different examples of stopping times  $T$  we will derive the following generic relations on the fluctuations of entropy production:

- In the simple case  $T = t$ , where  $t$  is a deterministic fixed time, relation (4) is the standard second law of thermodynamics  $\langle S_{\text{tot}}(t) \rangle \geq 0$  and relation (2) is the stationary integral fluctuation relation  $\langle e^{-S_{\text{tot}}(t)} \rangle = 1$  [16, 4]. The integral fluctuation relation at fixed times implies that in a nonequilibrium process events of negative entropy production must exist, and it implies also the bound [4]

$$\mathbb{P}(S_{\text{tot}}(t) \leq -s) \leq e^{-s}, \quad s \geq 0, \quad (8)$$

for the cumulative distribution of negative entropy production events.

- Our second choice of stopping times are first-passage times  $T_{\text{fp}} = \inf \{t : S_{\text{tot}}(t) \notin (-s_-, s_+)\}$  for entropy production with two absorbing boundaries at  $-s_- \leq 0$  and  $s_+ \geq 0$ . As we show in this paper, the integral fluctuation relation Eq. (2) implies that the splitting probabilities  $p_- = \mathbb{P}[S_{\text{tot}}(T) \leq -s_-]$  and  $p_+ = \mathbb{P}[S_{\text{tot}}(T) \geq s_+]$  are bounded by

$$p_+ \geq 1 - \frac{1}{e^{s_-} - e^{-s_+}}, \quad p_- \leq \frac{1}{e^{s_-} - e^{-s_+}}. \quad (9)$$

If the trajectories of entropy production are continuous, then [21]

$$p_+ = \frac{e^{s_-} - 1}{e^{s_-} - e^{-s_+}}, \quad p_- = \frac{1 - e^{-s_+}}{e^{s_-} - e^{-s_+}}. \quad (10)$$

- Global infima of entropy production,  $S_{\text{inf}} = \inf_{t \geq 0} S_{\text{tot}}(t)$ , quantify fluctuations of negative entropy production. The cumulative distribution  $\mathbb{P}[S_{\text{inf}} \leq -s]$  is equal to the splitting probability  $p_-$  in the limit  $s_+ \rightarrow \infty$ . Using (9) we obtain [21]

$$\mathbb{P}[S_{\text{inf}} \leq -s] \leq e^{-s}, \quad s \geq 0, \quad (11)$$

which implies the *infimum law*  $\langle S_{\text{inf}} \rangle \geq -1$  [21]. It is insightful to compare the two relations (8) and (11). Since  $S_{\text{inf}} \leq S_{\text{tot}}(t)$ , the inequality (11) implies the inequality (8), and (11) is thus a stronger bound. Remarkably, the bound (11) is tight for continuous stochastic processes. Indeed, using (10) we obtain the probability density function for global infima of the entropy production in continuous processes [21],

$$p_{S_{\text{inf}}}(-s) = e^{-s}, \quad s \geq 0. \quad (12)$$

The mean global infimum is thus  $\langle S_{\text{inf}} \rangle = -1$ .

- The survival probability  $p_{\text{sur}}(t)$  of the entropy production is the probability that entropy production has not reached a value  $s_0$  in the time interval  $[0, t]$ . For continuous stochastic processes we obtain the generic expression

$$p_{\text{sur}}(t) = \frac{e^{-s_0} - 1}{e^{-s_0} - \langle e^{-S_{\text{tot}}(t)} \rangle_{\text{sur}}}, \quad (13)$$

where  $\langle \dots \rangle_{\text{sur}}$  is an average over trajectories that have not reached the absorbing state in the interval  $[0, t]$ .

- We consider the statistics of the number of times,  $N_{\times}$ , that entropy production crosses the interval  $[-\Delta, \Delta]$ , in the direction of  $-\Delta$  towards  $\Delta$ , in one realisation of the process  $\vec{X}(t)$ . The probability of  $N_{\times}$  is bounded by

$$\begin{aligned} \mathbb{P}(N_{\times} = 0; \Delta) &\geq 1 - e^{-\Delta}, \\ \mathbb{P}(N_{\times} > n) &\leq e^{-\Delta(2n+1)}. \end{aligned} \quad (14)$$

In other words, the probability of observing a large number of crossing decays at least exponentially in  $N_{\times}$ . For continuous stochastic processes we obtain a generic expression for the probability of  $N_{\times}$  [22], given by

$$\mathbb{P}(N_{\times}) = \begin{cases} 1 - e^{-\Delta} & N_{\times} = 0, \\ 2 \sinh(\Delta) e^{-2N_{\times} \Delta} & N_{\times} \geq 1. \end{cases} \quad (15)$$

Remarkably, all these results on universal fluctuation properties of entropy production are consequences of two relations related to the exponential martingale structure of entropy production, namely, the integral fluctuation relation for entropy production at stopping times Eq. (2) and its conditional version, Eq. (3).

Some of the results of this paper have already appeared or are closely related to existing results in the literature. A fluctuation relation analogous to (2) has been derived for the exponential of the negative housekeeping heat, see Eq. (6) in [26], including an analogous second law. Since the housekeeping heat is equal to the entropy production for stationary processes, the relation (6) in [26] implies the relation (2) in this paper. The relations (10), (11), (12) and (15) have been derived before in [21] and [22]. Instead, the relations (3), (5), (7), (9), (13), and (14) are, to the best of our knowledge, derived here for the first time. Moreover, we demonstrate that all the results (3), (5), (7), (9), (10), (11), (12), (13) and (15) descend from these fluctuation relations in a few simple steps and we discuss the physical meaning of these relations on examples of simple nonequilibrium systems.

The paper is organised as follows. Section 2 introduces the notation used in the paper. In Section 3 we revisit the theory of martingales in the context of gambling. In Section 4 we briefly recall the theory of stochastic thermodynamics, focusing on the aspects we will use in this paper. These two sections only contain review material, and can be skipped by readers who want to directly read the new results of this paper. In Section 5 we derive the first important results of this paper: the integral fluctuation relations at stopping times (2) and (3). In Section 6 we derive the second law of thermodynamics at stopping times (4) and we discuss the physical implications of this law. In Section 7 we use the integral fluctuation relation at stopping times to derive universal fluctuation properties of entropy production in nonequilibrium stationary states, including the relations (9)-(15). In Section 8 we discuss the effect of finite statistics on the integral fluctuation relation at stopping times, which is relevant for experiments. In Section 9 we illustrate the second law at stopping times and the integral fluctuation relation at stopping times in paradigmatic examples of nonequilibrium stationary states. We conclude the paper with a discussion in Section 10. In the Appendices, we provide details on important proofs and derivations.

## 2. Preliminaries and notation

Along the paper, we will consider stochastic processes described by  $d$  slow degrees of freedom  $\vec{X}(t) = (X_1(t), X_2(t), \dots, X_d(t))$ . The time index can be discrete,  $t \in \mathbb{Z}$ , or continuous,  $t \in \mathbb{R}$ . We denote the full trajectory of  $\vec{X}(t)$  by  $\omega = \{\vec{X}(t)\}_{t \in (-\infty, \infty)}$  and the set of all trajectories by  $\Omega$ . We call a subset  $\Phi$  of  $\Omega$  a measurable set, or an event, if we can measure the probability  $\mathbb{P}[\Phi]$  to observe a trajectory  $\omega$  that belongs to  $\Phi$ . The  $\sigma$ -algebra  $\mathcal{F}$  is the set of all subsets of  $\Omega$  that are measurable.

The triple  $(\Omega, \mathcal{F}, \mathbb{P})$  is a probability space. We denote random variables on this probability space in upper case, e.g.,  $X, Y, Z$ , whereas deterministic variables are written

in lower case letters, e.g.,  $x, y, z$ . An exception is the temperature  $T_{\text{env}}$ , which is a deterministic variable. Random variables are functions defined on  $\Omega$ , i.e.,  $X : \omega \rightarrow X(\omega)$ . For simplicity we often omit the  $\omega$ -dependency in our notation of random variables, i.e., we write  $X = X(\omega)$ ,  $Y = Y(\omega)$ , etc. For stochastic process  $\vec{X}(t) = \vec{X}(t, \omega)$  is a function on  $\Omega$  that returns the value of  $\vec{X}$  in the trajectory  $\omega$  at time  $t$ . The expected value of a random variable  $X$  is denoted by  $\langle X \rangle$  or  $E[X]$  and is defined as the integral  $\langle X \rangle = E[X] = \int_{\Omega} d\mathbb{P} X(\omega)$  in the probability space  $(\Omega, \mathcal{F}, \mathbb{P})$ . We write  $p_X(x)$  for the probability density function or probability mass function of  $X$ , if it exists. We denote vectors by  $\vec{x} = (x_1, x_2, \dots, x_d)$  and we use the notation  $t \wedge \tau = \min \{t, \tau\}$ .

We will consider situations where an experimental observer does not have instantaneously access to the complete trajectory  $\omega$  but rather tracks a trajectory  $\{\vec{X}(s)\}_{s \in [0, t]}$  in a finite time interval. In this case, the set of measurable events gradually expands as time progresses and a larger part of the trajectory  $\omega$  becomes visible. Mathematically this situation is described by an increasing sequence of  $\sigma$ -algebras  $\{\mathcal{F}_t\}_{t \geq 0}$  where  $\mathcal{F}_t$  contains all the measurable events  $\Phi$  associated with finite-time trajectories  $\{\vec{X}(s)\}_{s \in [0, t]}$ . The sequence of sub  $\sigma$ -algebras  $\{\mathcal{F}_t\}_{t \geq 0}$  of  $\mathcal{F}$  is called the *filtration* generated by the stochastic process  $X(t)$  and  $(\Omega, \mathcal{F}, \{\mathcal{F}_t\}_{t \geq 0}, \mathbb{P})$  is a filtered probability space. If time is continuous, then we assume that  $\{\mathcal{F}_t\}_{t \geq 0}$  is right-continuous, i.e.,  $\mathcal{F}_t = \bigcap_{s > t} \mathcal{F}_s$ ; this implies that the process  $\vec{X}(t)$  consists of continuous trajectories intercepted by a discrete number of jumps.

We denote by  $E[M(t)|\mathcal{F}_s](\omega)$  the conditional expectation of a random variable  $X(t)$  given a sub- $\sigma$ -algebra  $\mathcal{F}_s$  of  $\mathcal{F}$ . Note that  $E[M(t)|\mathcal{F}_s](\omega)$  is a random variable even though it is a conditional expectation. This is because the condition is on a stochastic sequence of events  $\mathcal{F}_s$ . We also write  $E[M(t)|\mathcal{F}_s](\omega) = E[M(t)|\mathcal{F}_s]$ , and since  $E[M(t)|\mathcal{F}_s](\omega)$  is an expectation value we also use the physics notation  $E[M(t)|\mathcal{F}_s] = \langle M(t)|\mathcal{F}_s \rangle$ . More colloquially, as for example in (3), we write  $E[M(t)|\mathcal{F}_s] = \langle M(t) | \{X(t')\}_{t' \in [0, s]} \rangle$ . For further details about definitions see [27, 28].

### 3. Martingales

In a first subsection we introduce martingales within the example of games of chance, to illustrate how fluctuations of a stochastic process can be studied with martingale theory. The calculations in this subsection are similar to those presented in Sections 5 and 7 for entropy production, with the difference that game of chances are simpler to analyse, since they consist of sequences of independently and identically distributed random variables. In a second subsection we give a definition of martingales that applies to stochastic processes in continuous and discrete time, and we discuss the optional stopping theorem.

### 3.1. Gambling and martingales

Games of chance have inspired mathematicians as far back as the 17th century and have laid the foundation for probability theory [29]. A question that has often been studied is the gambler's ruin problem: Consider a gambler that enters a casino and tries his or her luck at the roulette. The gambler plays until he or she has either won a predetermined amount of money or until all the initial stake is lost. We are interested in the probability of success, or equivalently in the ruin probability of the gambler.

The roulette is a game of chance that consists of a ball that rolls at the edge of a spinning wheel and falls in one of 37 coloured pockets on the wheel: 18 pockets are coloured in red, 18 pockets are coloured in black, and one is coloured in green. Before each round of the game, the gambler puts his or her bet on whether the ball will fall in either a red or a black pocket. If the gambler's call is correct, then he or she wins an amount of chips equal to the bet size, otherwise he or she loses the betted chips. The gambler cannot bet for the green pocket. The presence of the green pocket biases the game in favour of the casino: if the ball falls in the green pocket, then the casino wins all the bets. We are interested in the gambler's ruin problem: what is the probability that the gambler loses all of his/her initial stakes before reaching a certain amount of profit?

A gambling sequence at the roulette can be formalised as a stochastic process  $X(t)$  in discrete time,  $t = 1, 2, 3, \dots$ . We define  $X(t) = 1$  if the ball falls in a red pocket and  $X(t) = -1$  if the ball falls in a black pocket in the  $t$ -th round of the game. If the ball falls in a green pocket we set  $X(t) = 0$ . We denote the bets of the gambler by the process  $Y(t)$ : if the gambler calls for red we set  $Y(t) = 1$  and if the gambler calls for black we set  $Y(t) = -1$ . The gambler does not bet on green. Finally, we assume the bet size of the gambler  $b$  is constant.

For an ideal roulette, the random variables  $X(t)$  are independently drawn from the distribution

$$p_{X(t)}(x) = \frac{18}{37}\delta_{x,1} + \frac{18}{37}\delta_{x,-1} + \frac{1}{37}\delta_{x,0}, \quad (16)$$

where  $\delta_{x,y}$  is the Kronecker's delta. The gambler's bet  $Y(t)$  is a function  $Y(t) = y(X(0), X(1), \dots, X(t-1))$ , with  $y$  a function that defines the betting system the gambler uses. The gambler's fortune  $F(t)$  at time  $t$  is the process

$$F(t) = n + b \sum_{s=1}^t (Y(s)X(s) + |X(s)| - 1), \quad (17)$$

where  $F(0) = n$  is the gambler's initial stake.

The duration of the game is random. The gambler plays until a time  $T_{\text{play}}$ , which is defined as the first time when the gambler is either ruined, i.e.,  $F(t) \leq 0$ , or when the gambler's fortune has surpassed a certain amount  $m$ , i.e.,  $F(t) \geq m$ . Clearly we require that  $m > n = F(0)$  since otherwise  $T_{\text{play}} = 0$ . The ruin probability

$$p_{\text{ruin}}(n) = \mathbb{P}[F(T_{\text{play}}) \leq 0] \quad (18)$$



is the probability that the gambler's fortune  $F(T_{\text{play}})$  at the random time  $T_{\text{play}}$  is smaller or equal than zero, which depends on the size of the initial stake  $n$ .

The gambler's fortune is a *supermartingale* because it is a bounded stochastic process satisfying

$$E[F(t)|X(0), X(1), \dots, X(s)] \leq F(s). \quad (19)$$

for all  $s \leq t$  and all  $t \geq 0$ . Relation (19) means that on average the gambler will inevitably lose money, irrespective of the betting system he/she adopts.

A gambler whose fortune is expected to decrease may still attempt to play if the probability of winning is reasonable high. The winning and ruin probabilities depend on the fluctuations of the process  $X(t)$ . In our case, the gambler's fortune  $F(t)$  can be represented as a biased random walk on the real line  $[0, m]$ , starting at the position  $n$  and moving each time step either a distance  $b$  to the left or a distance  $b$  to the right. The probability to make a step to the left is  $q = 19/37 \approx 0.51$  and the probability to make a step to the right is  $1 - q = 18/37 \approx 0.49$ . Hence, the gambler's fortune is slightly biased to the left. The ruin probability  $p_{\text{ruin}}(n) = \mathbb{P}[F(T_{\text{play}}) \leq 0]$  solves the recursive equation

$$p_{\text{ruin}}(n) = q p_{\text{ruin}}(n - b) + (1 - q) p_{\text{ruin}}(n + b), \quad n \in [0, m], \quad (20)$$

with boundary conditions  $p_{\text{ruin}}(0) = 1$  and  $p_{\text{ruin}}(m) = 0$ . We can solve the relations (20) to evaluate  $p_{\text{ruin}}(n)$ . Instead of solving the set of equations (20) we can bound the ruin probability  $p_{\text{ruin}}(n)$  using the theory of martingales [30]. We define the process

$$M(t) = \left( \frac{q}{1 - q} \right)^{F(t)/b}, \quad (21)$$

which satisfies the property

$$E[M(t)|X(0), X(1), \dots, X(s)] = M(s). \quad (22)$$

Bounded stochastic processes with the property (22) are called *martingales* of the process  $X(t)$  [27, 28]. A gambler's fortune in a fair game of chance is an example of a martingale.

An important property of martingales is that the average value of a martingale process  $M(t)$  evaluated at a stopping time  $T$  of the process  $X$  equals its expected value at the initial time [27, 28, 31]

$$E[M(T)] = E[M(0)]. \quad (23)$$

Eq. (23) is known as Doob's optional stopping theorem and will constitute our main tool in this paper. We will derive explicit expressions for fluctuation properties of stochastic processes by using the relation (23) with different choices of stopping times  $T$ . We now use Doob's optional stopping theorem to study the fluctuations of a gambler's fortune  $F(t)$ . Since

$$E[M(0)] = \left( \frac{q}{1 - q} \right)^{n/b}, \quad (24)$$

and since for  $q \geq 0.5$

$$p_{\text{ruin}}(n) + (1 - p_{\text{ruin}}(n)) \left( \frac{q}{1-q} \right)^{m/b+1} \geq E[M(T_{\text{play}})] \geq p_{\text{ruin}}(n) + (1 - p_{\text{ruin}}(n)) \left( \frac{q}{1-q} \right)^{m/b}, \quad (25)$$

Doob's optional stopping theorem (23) implies that

$$\frac{\left( \frac{q}{1-q} \right)^{m/b+1} - \left( \frac{q}{1-q} \right)^{n/b}}{\left( \frac{q}{1-q} \right)^{m/b+1} - 1} \geq p_{\text{ruin}}(n) \geq \frac{\left( \frac{q}{1-q} \right)^{m/b} - \left( \frac{q}{1-q} \right)^{n/b}}{\left( \frac{q}{1-q} \right)^{m/b} - 1}. \quad (26)$$

Hence, Doob's optional stopping theorem bounds the gambler's probability of ruin.

The formula (26) provides us with useful information about the fluctuation properties of the gambler's fortune. If we start the game with an initial fortune of  $10\mathcal{L}$ , if we play until our fortune reaches  $50\mathcal{L}$  and if we bet each game  $1\mathcal{L}$ , then the chance of loosing our initial stake is in between 94.8 and 95.2 percent. If on the other hand we bet each game  $10\mathcal{L}$ , then the ruin probability is in between 82 and 85.6 percent. Hence, the probability of winning increases as a function of the size of a single bet. Since the game is biased in favour of the casino, the best strategy for the gambler is to reduce the number of betting rounds to the minimal possible and hope that luck plays in his or her favour. Indeed, since the odds of winning one game are  $q = 19/37 \approx 0.51$ , the outcome of a single game is almost fair.

### 3.2. Martingales and the optional stopping theorem

We now discuss martingales and the optional stopping theorem for generic stochastic processes  $\vec{X}(t)$  in discrete or continuous time. A martingale process  $M(t)$  with respect to another process  $\vec{X}(t)$  is a real-valued stochastic process that satisfies the following three properties [27, 28]:

- $M(t)$  is  $\mathcal{F}_t$ -adapted, which means that  $M(t)$  is a function on trajectories  $\vec{X}(0, \dots, t)$ ;
- $M(t)$  is integrable,

$$E[|M(t)|] < \infty, \quad \forall t \geq 0; \quad (27)$$

- the conditional expectation of  $M(t)$  given the  $\sigma$ -algebra  $\mathcal{F}_s$  satisfies the property

$$E[M(t)|\mathcal{F}_s] = M(s), \quad \forall s \leq t, \quad \text{and} \quad \forall t \geq 0. \quad (28)$$

The conditional expectation of a random variable  $M(t)$  given a sub- $\sigma$ -algebra  $\mathcal{F}_s$  of  $\mathcal{F}$  is defined as a  $\mathcal{F}_s$ -measurable random variable  $E[M(t)|\mathcal{F}_s]$  for which  $\int_{\omega \in \Phi} E[M(t)|\mathcal{F}_s] d\mathbb{P} = \int_{\omega \in \Phi} M(t) d\mathbb{P}$  for all  $\Phi \in \mathcal{F}_s$  [27].

If instead of the equality (28) we have an inequality  $E[M(t)|\mathcal{F}_s] \geq M(s)$ , then we call the process a submartingale. If  $E[M(t)|\mathcal{F}_s] \leq M(s)$ , then we call the process a supermartingale.

Fluctuations of a martingale  $M(t)$  can be studied by computing expected values of  $M(t)$  evaluated at stopping times  $T$  of  $\vec{X}(t)$ . Stopping times are random times when

a stochastic process satisfies for the first time a given criterion. Stopping times do not allow for clairvoyance (the stopping criterion cannot anticipate the future) and do not allow for cheating (the criterion does not have access to side information). Aside these constraints, the stopping rule can be an arbitrary function of the trajectories of the stochastic process  $\vec{X}(t)$ .

Formally, a stopping time  $T(\omega) \in [0, \infty]$  of a stochastic process  $\vec{X}$  is defined as a random variable for which  $\{\omega : T(\omega) \leq t\} \in \mathcal{F}_t$  for all  $t \geq 0$ . Alternatively, we can also define stopping times as functions on trajectories  $\omega = \vec{X}(0 \dots \infty)$  with the property that the function  $T(\omega)$  does not depend on what happens after the stopping time  $T$ .

An important result in martingale theory is Doob's optional stopping theorem. There exist different versions of the optional stopping theorem which differ in the conditions assumed for the martingale process  $M(t)$  and the stopping time  $T$ . We discuss the version presented in the Theorem 3.6 in the book of Liptser and Shiriyayev [27].

Let  $M(t)$  be a martingale relative to the process  $\vec{X}$  and let  $T$  be a stopping time on the process  $\vec{X}$ . If  $M$  is uniformly integrable, then

$$E[M(T)] = E[M(0)]. \quad (29)$$

If time is continuous we also require that  $M(t)$  is rightcontinuous. A stochastic process  $M(t)$  is called uniformly integrable if

$$\lim_{m \rightarrow \infty} \sup_{t \geq 0} \int |M(t)| I_{|M(t)| \geq m} d\mathbb{P} = 0, \quad (30)$$

where  $I_\Phi(\omega)$  is the indicator function defined by

$$I_\Phi(\omega) = \begin{cases} 1 & \text{if } \omega \in \Phi, \\ 0 & \text{if } \omega \notin \Phi, \end{cases} \quad (31)$$

for all  $\omega \in \Omega$  and  $\Phi \in \mathcal{F}$ . If  $M(t)$  is not uniformly integrable, then (29) may not hold. For example if  $M(t) = W(t)$  with  $W(t)$  a Wiener process on  $[0, \infty)$  and  $T = \inf \{t \geq 0 : M(t) = m\}$ , then  $E[W(T)] = 1 \neq E[W(0)] = 0$ .

An extended version of the optional stopping theorem holds for two stopping times  $T_1$  and  $T_2$  with the property  $\mathbb{P}[T_2 \leq T_1] = 1$ ,

$$E[M(T_1) | \mathcal{F}_{T_2}](\omega) = M(T_2(\omega), \omega), \quad (32)$$

where the  $\sigma$ -algebra  $\mathcal{F}_{T_2}$  consists of all sets  $\Phi \in \mathcal{F}$  such that  $\Phi \cap \{\omega : T_2(\omega) \leq t\} \in \mathcal{F}_t$ .

#### 4. Stochastic thermodynamics for stationary processes

In this section we briefly introduce stochastic thermodynamics of nonequilibrium stationary states; for reviews see [1, 2, 3, 4]. We use a probability-theoretic approach [32, 33, 21], which has the advantage of dealing with Markov chains, Markov jump processes, and Langevin process in one unified framework. It is moreover the natural language to deal with martingales.

The stochastic entropy production  $S_{\text{tot}}(t)$  is defined in terms of a probability measure  $\mathbb{P}$  of a stationary stochastic process and its time-reversed measure  $\mathbb{P} \circ \Theta$ . The

time-reversal map  $\Theta$ , with respect to the origin  $t = 0$ , is a measurable involution on trajectories  $\omega$  with the property that  $X_i(t, \Theta(\omega)) = X_i(-t, \omega)$  for variables of even parity with respect to time reversal and  $X_i(t, \Theta(\omega)) = -X_i(-t, \omega)$  for variables of odd parity with respect to time reversal. We say that the measure  $\mathbb{P}$  is stationary if  $\mathbb{P} = \mathbb{P} \circ \mathcal{T}_t$  for all  $t \in \mathbb{R}$ , with  $\mathcal{T}_t$  the time-translation map, i.e.,  $\vec{X}(t', \mathcal{T}_t(\omega)) = \vec{X}(t' + t, \omega)$  for all  $t' \in \mathbb{R}$ . In order to define an entropy production we require that the process  $\vec{X}(t, \omega)$  is reversible. This means that for all finite  $t \geq 0$  and for all  $\Phi \in \mathcal{F}_t$  it holds that  $\mathbb{P}[\Phi] = 0$  if and only if  $(\mathbb{P} \circ \Theta)[\Phi] = 0$ . In other words, if an event happens with zero probability in the forward dynamics, then this event also occurs with zero probability in the time-reversed dynamics. In the language of probability theory, this property means that  $\mathbb{P}$  and  $\mathbb{P} \circ \Theta$  are locally mutually absolute continuous.

Given the above assumptions, we define the entropy production by [17, 32, 33, 21]

$$S_{\text{tot}}(t, \omega) := -\log \frac{d\mathbb{P}|_{\mathcal{F}_t}}{d(\mathbb{P} \circ \Theta)|_{\mathcal{F}_t}}(\omega), \quad t \geq 0, \quad \omega \in \Omega, \quad (33)$$

where we have used the Radon-Nikodym derivative of the restricted measures  $\mathbb{P}|_{\mathcal{F}_t}$  and  $(\mathbb{P} \circ \Theta)|_{\mathcal{F}_t}$  on  $\mathcal{F}$ . The restriction of a measure  $\mathbb{P}$  on a sub- $\sigma$ -algebra  $\mathcal{F}_t$  of  $\mathcal{F}$  is defined by  $\mathbb{P}|_{\mathcal{F}_t}[\Phi] = \mathbb{P}[\Phi]$  for  $\Phi \in \mathcal{F}_t$  and  $\mathbb{P}|_{\mathcal{F}_t}[\Phi] = 0$  for  $\Phi \in \mathcal{F} \setminus \mathcal{F}_t$ . If  $t$  is continuous, then  $S_{\text{tot}}(t, \omega)$  is rightcontinuous, since we have assumed the rightcontinuity of the filtration  $\{\mathcal{F}_t\}_{t \geq 0}$ . Local mutual absolute continuity of the two measures  $\mathbb{P}$  and  $\mathbb{P} \circ \Theta$  implies that the Radon-Nikodym derivative in (33) exists and is almost everywhere uniquely defined. The definition (33) states that entropy production is the probability density of the measure  $\mathbb{P}$  with respect to the time-reversed measure  $\mathbb{P} \circ \Theta$ ; it is a functional of trajectories  $\omega$  of the stochastic process  $X$  and characterises their time-irreversibility.

The definition (33) of the stochastic entropy production is general. It applies to Markov chains, Markov jump processes, diffusion processes, etc. For Markov chains, the relation (33) is equivalent to the expression (1) for entropy production in terms of probability density functions of trajectories. Consider for example the case of  $\vec{X}(t) \in \mathbb{R}^d$  and  $t \in \mathbb{Z}$  and let us assume for simplicity that all degrees of freedom are of even parity with respect to time reversal. Using  $d\mathbb{P}|_{\mathcal{F}_t} = p(\vec{X}(1), \vec{X}(2), \dots, \vec{X}(t)) d\lambda|_{\mathcal{F}_t}$ , with  $\lambda|_{\mathcal{F}_t}$  the Lebesgue measure on  $\mathbb{R}^{td}$ , the entropy production is indeed of the form given by relation (1). However, formula (33) is more general than (1) because it also applies to cases where the path probability density is ill-defined, such as in stochastic processes in continuous time.

For systems that are weakly coupled to one or more environments in equilibrium, the entropy production (33) is equal to [4]

$$S_{\text{tot}}(t) = \Delta S_{\text{sys}}(t) + S_{\text{env}}(t), \quad (34)$$

where  $S_{\text{env}}(t)$  is the entropy change of the environment, and where

$$\Delta S_{\text{sys}}(t) = -\log \frac{p_{\text{ss}}(\vec{X}(t))}{p_{\text{ss}}(\vec{X}(0))} \quad (35)$$

is the system entropy change associated with the stationary probability density function  $p_{\text{ss}}(\vec{X}(t))$  of  $\vec{X}(t)$ .

## 5. Integral fluctuation relations at stopping times

In this section we start with the study of fluctuation properties of the entropy production  $S_{\text{tot}}(t)$  of a stationary process  $\vec{X}(t)$ . We follow an approach similar to the one presented in Section 3 for the fluctuations of a gambler's fortune, namely, we first identify a martingale process related to the entropy production, which is the exponentiated negative entropy  $e^{-S_{\text{tot}}(t)}$ , and we then apply Doob's optional stopping theorem (29) to this martingale process. Consequently, we obtain two integral fluctuation relations at stopping times: (i) an integral fluctuation relation that holds within finite-time windows (ii) an integral fluctuation relation that holds when  $S_{\text{tot}}(t)$  is bounded for all times  $t \leq T$ . Since  $e^{-S_{\text{tot}}(t)}$  is unbounded, we require uniform integrability of  $e^{-S_{\text{tot}}(t)}$  in order to apply Doob's optional stopping theorem (29). It is therefore not straightforward to apply the optional stopping theorem to  $e^{-S_{\text{tot}}(t)}$  and we obtain two versions of the integral fluctuation relation at stopping times: a first version holds within finite-time windows and a second version holds when  $S_{\text{tot}}(t)$  is bounded for all times  $t \leq T$ . These two versions represent two different ways to ensure that the total available entropy in the system and environment is finite. Note that when we applied Doob's optional stopping theorem in the gambling problem, we also required that the gambler's fortune is finite. Finally, applying the conditional version of Doob's optional stopping theorem (32) to  $e^{-S_{\text{tot}}(t)}$  we obtain conditional integral fluctuation relations.

### 5.1. The martingale structure of exponential entropy production

The exponentiated negative entropy production  $e^{-S_{\text{tot}}(t)}$  associated with a stationary stochastic process  $\vec{X}(t)$  is a martingale process relative to  $\vec{X}(t)$ . Indeed,  $S_{\text{tot}}(t)$  is a  $\mathcal{F}(t)$ -adapted process,  $E[e^{-S_{\text{tot}}(t)}] = 1$ , and in Appendix A we show that [20, 21]

$$E[e^{-S_{\text{tot}}(t)} | \mathcal{F}_s] = e^{-S_{\text{tot}}(s)}, \quad s \leq t. \quad (36)$$

As a consequence, entropy production is a submartingale:

$$E[S_{\text{tot}}(t) | \mathcal{F}_s] \geq S_{\text{tot}}(s), \quad s \leq t. \quad (37)$$

Notice that we can draw an analogy between thermodynamics and gambling by identifying the negative entropy production with a gambler's fortune and by identifying the exponential  $e^{-S_{\text{tot}}(t)}$  with the martingale (21).

### 5.2. Fluctuation relation at stopping times within a finite-time window

We apply Doob's optional stopping theorem (29) to the martingale  $e^{-S_{\text{tot}}(t)}$ . We consider first the case when an experimental observer measures a stationary stochastic processes  $\vec{X}(t)$  within a finite-time window  $t \in [0, \tau]$ . In this case, the experimental observer measures in fact the process  $e^{-S_{\text{tot}}(t \wedge \tau)}$ , where we have used the notation

$$t \wedge \tau = \min \{t, \tau\}. \quad (38)$$

The process  $e^{-S_{\text{tot}}(t \wedge \tau)}$  is uniformly integrable, as we show in the Appendix A, and therefore

$$\langle e^{-S_{\text{tot}}(T \wedge \tau)} \rangle = 1, \quad (39)$$

holds for stopping times  $T$  of  $\vec{X}(t)$ .

### 5.3. Fluctuation relation at stopping times within an infinite-time window

We discuss an integral fluctuation relation for stopping times within an infinite-time window, i.e.,  $T \in [0, \infty]$ . In the Appendix B we prove that if the conditions

- (i)  $e^{-S_{\text{tot}}}$  converges  $\mathbb{P}$ -almost surely to 0 in the limit  $t \rightarrow \infty$
- (ii)  $S_{\text{tot}}(t)$  is bounded for all  $t \leq T$

are met, then

$$\langle e^{-S_{\text{tot}}(T)} \rangle = 1. \quad (40)$$

The condition (i) is a reasonable assumption for nonequilibrium stationary states, since  $\langle S_{\text{tot}}(t) \rangle$  grows extensive in time as  $\langle S_{\text{tot}}(t) \rangle = \sigma t$  with  $\sigma$  a positive number. The condition (ii) can be imposed on  $T$  by considering a stopping time  $T \wedge T_{\text{fp}}$  where  $T_{\text{fp}} = \inf \{t : S_{\text{tot}}(t) \notin (-s_-, s_+)\}$  is a first-passage time with two thresholds  $s_-, s_+ \gg 1$ , which can be considered large compared to the typical values of entropy production at the stopping time  $T$ .

### 5.4. Conditional integral fluctuation relation at stopping times

We can also apply the conditional optional stopping-time theorem (32) to  $e^{-S_{\text{tot}}(t)}$ . We then obtain the conditional integral fluctuation relation (3) for stopping times  $T_2 \leq T_1$ , viz.,

$$\langle e^{-S_{\text{tot}}(T_1)} | \mathcal{F}_{T_2} \rangle = e^{-S_{\text{tot}}(T_2)}. \quad (41)$$

The relation (41) is valid either for finite stopping times  $T_1 \in [0, \tau]$  or for stopping times  $T_1$  for which  $S_{\text{tot}}(t)$  is bounded for all  $t \in [0, T_1]$ . The integral fluctuation relations at stopping times (39), (40) and (41) imply that certain stochastic properties of entropy production are universal. This will be discussed in the next section.

## 6. Second law of thermodynamics at stopping times

Jensen's inequality  $\langle e^{-S_{\text{tot}}(T \wedge \tau)} \rangle \geq e^{-\langle S_{\text{tot}}(T \wedge \tau) \rangle}$  together with the integral fluctuation relation (39) implies

$$\langle S_{\text{tot}}(T \wedge \tau) \rangle \geq 0. \quad (42)$$

The relation (42) implies that on average entropy production always increases, even when we stop the process at a random time  $T$  chosen according to a given protocol. This law is akin to the relation (19) describing that a gambler cannot make profit out

of a fair game of chance, even when he/she quits the game in an intelligent manner. Analogously, (40) implies a second law  $\langle S_{\text{tot}}(T) \rangle \geq 0$  for unbounded stopping times  $T$ . When applying this second law to examples of physical processes one obtains interesting bounds on heat and work in nonequilibrium stationary states. Below we first discuss the case of an isothermal process and then the case of a stationary stochastic heat engine.

### 6.1. Bounds on heat absorption in isothermal processes

For systems that are in contact with one thermal reservoir at temperature  $T_{\text{env}}$  and for which the entropy of hidden internal degrees of freedom is negligible, the entropy production is given by (34-35) where the environment entropy change is related to the heat  $Q$  transferred from the environment to the system by [4, 34]

$$S_{\text{env}}(t) = -\frac{Q(t)}{T_{\text{env}}}. \quad (43)$$

Relation (43) relates the stochastic entropy production (34) to the stochastic heat that enters into the first law of thermodynamics. Therefore, for isothermal systems the second law (42) reads

$$\langle Q(T \wedge \tau) \rangle \leq T_{\text{env}} \langle \Delta S_{\text{sys}}(T \wedge \tau) \rangle = T_{\text{env}} \left\langle \log \frac{p_{\text{ss}}(X(0))}{p_{\text{ss}}(X(T \wedge \tau))} \right\rangle. \quad (44)$$

Analogously, we can obtain the relation (5) for unbounded stopping times  $T$ .

The relation (44) has a straightforward explanation: it is not possible to extract heat from a thermal reservoir when the system state is invariant. However, if the system entropy at the stopping time  $T$  is different than the entropy in the stationary state, then it is possible to extract at most an amount  $T_{\text{env}} \left\langle \log \frac{p_{\text{ss}}(X(0))}{p_{\text{ss}}(X(T \wedge \tau))} \right\rangle$  of heat from the thermal reservoir.

The bound on the right hand side of (44) is maximal for stopping times of the form

$$T^\dagger = \inf \{t \geq 0 : p_{\text{ss}}(X(t)) = \min_{x \in \mathcal{X}} p_{\text{ss}}(x)\}. \quad (45)$$

If  $X(t)$  is a recurrent process, i.e.  $\mathbb{P}(T^\dagger < \infty) = 1$ , and if  $\tau \rightarrow \infty$ , then

$$\langle Q(T^\dagger) \rangle \leq T_{\text{env}} \sum_{x \in \mathcal{X}} p_{\text{ss}}(x) \log \frac{p_{\text{ss}}(x)}{\min_{x' \in \mathcal{X}} p_{\text{ss}}(x')}. \quad (46)$$

For a system in equilibrium,  $p_{\text{ss}}(x) \sim e^{-v(x)/T_{\text{env}}}$  with  $v(x)$  the internal energy of the system, and therefore (46) reads

$$\langle Q(T^\dagger) \rangle \leq \max_{x' \in \mathcal{X}} v(x') - \sum_{x \in \mathcal{X}} v(x) p_{\text{ss}}(x), \quad (47)$$

which for recurrent stochastic processes will hold as an identity.

### 6.2. Efficiency of heat engines at stopping times: the case of Feynman's ratchet

We consider stochastic heat engines in contact with two thermal baths at temperatures  $T_c$  and  $T_h$  with  $T_h \geq T_c$ . A paradigmatic example is Feynman's ratchet [35, 36, 37, 38, 39]. Feynman's ratchet is composed of a ratchet wheel with a pawl and a vane which

are mechanically linked by an axle. The ratchet wheel and the pawl are immersed in a hot thermal reservoir and the vane is immersed in a cold thermal reservoir. An external mass is connected to the axle of the Feynman ratchet and follows the movement of the ratchet wheel. If the wheel turns in the clockwise direction then the axle performs work on the mass, whereas if the wheel turns in the counterclockwise direction then the mass performs work on the axle.

We now perform an analysis of the Feynman ratchet at stopping times. For example, we ask the question what are the efficiency and the power of the ratchet when the system is stopped right before or after the "main event", namely, the passage of the pawl over the peak of the ratchet wheel. The first law of thermodynamics of the Feynman ratchet at stopping times  $T$  is

$$\langle Q_h(T) \rangle + \langle Q_c(T) \rangle + \langle W(T) \rangle = \langle \Delta v(T) \rangle, \quad (48)$$

where  $Q_h$  is the heat absorbed by the ratchet from the hot reservoir,  $Q_c$  is heat absorbed by the ratchet from the cold reservoir,  $v$  is the mechanical energy stored in the pawl, and  $W$  is the work performed on the external mass. For the Feynman's ratchet, the second law of thermodynamics at stopping times  $T$  reads

$$\frac{\langle Q_h(T) \rangle}{T_h} + \frac{\langle Q_c(T) \rangle}{T_c} \leq \langle \Delta S_{\text{sys}}(T) \rangle, \quad (49)$$

where  $S_{\text{sys}}$  is the entropy of the ratchet. If  $\langle Q_h(T) \rangle > 0$ , the first and second law of thermodynamics at stopping times imply the inequality (7), namely

$$\eta_T \leq \eta_C - \frac{\langle \Delta \mathcal{F}_c(T) \rangle}{\langle Q_h(T) \rangle},$$

where we have introduced the efficiency at stopping times

$$\eta_T = -\frac{\langle W(T) \rangle}{\langle Q_h(T) \rangle},$$

the Carnot efficiency

$$\eta_C = 1 - \frac{T_c}{T_h}, \quad (50)$$

and the system free energy

$$\langle \Delta \mathcal{F}_c(t) \rangle = \langle \Delta v(t) \rangle - T_c \langle \Delta S_{\text{sys}}(t) \rangle. \quad (51)$$

Although for  $T = t$ ,  $\langle \Delta F_c(T) \rangle = 0$  and we obtain the classical Carnot bound  $\eta_t \leq \eta_C$ , for general stopping times  $T$  the  $\langle \Delta \mathcal{F}_c(T) \rangle$  is different than zero and the heat engine is thus not a cyclic process. Interestingly, for stopping times  $T$  for which  $\langle \Delta \mathcal{F}_c(T) \rangle / \langle Q_h(T) \rangle$  is negative, the second law of thermodynamics at stopping times implies that  $\eta_T$  is bounded by a constant that is larger than the Carnot efficiency, see Sec. 9.3 for an example. On the other hand, for stopping times  $T$  when the system returns to its initial state,  $X(0) = X(T)$ , and we obtain  $\Delta F_c(T) = 0$  since the process is cyclic. Note that the stopping-time efficiency  $\eta_T$  is defined as the ratio of averages, and not as the average of the ratios. In general  $\langle W(T) \rangle / \langle Q_h(T) \rangle \neq \langle W(T) / Q_h(T) \rangle$ , and the latter corresponds



to the average of an unbounded random variable whose value at fixed times  $T = t$  has been previously studied in [40, 41, 42, 43, 12].

Another interesting property of thermodynamic observables at stopping times is that they can take a different sign with respect to their stationary averages. For example, it is possible that at the stopping time  $T$  the fluxes of the Feynman ratchet – at stopping times – have the same sign as those in a refrigerator, namely,  $\langle W(T) \rangle > 0$ ,  $\langle Q_c(T) \rangle > 0$  and  $\langle Q_h(T) \rangle < 0$ . To evaluate the performance of this process, we introduce the coefficient of performance at stopping times  $\epsilon_T := -\langle Q_c(T) \rangle / \langle W(T) \rangle > 0$ , for which the second law of thermodynamics at stopping times reads  $\epsilon_T \leq \left[ \left( \frac{T_h}{T_c} - 1 \right) + \frac{\langle \Delta \mathcal{F}_h(T) \rangle}{\langle Q_c(T) \rangle} \right]^{-1}$ , with  $\langle \Delta \mathcal{F}_h(T) \rangle := \langle \Delta v(T) \rangle - T_h \langle \Delta S_{\text{sys}}(T) \rangle$ . For both fixed times  $T = t$  and stopping times  $T$  when a cycle is completed we recover the classical bound  $\epsilon_T \leq T_c / (T_h - T_c)$  [44, 45, 46].

We will illustrate the bounds (5) and (7) with numerical simulations on simple physical models in Section 9.

## 7. Universal properties of stochastic entropy production

We use the fluctuation relations (39), (40) and (41) to derive universal relations about the stochastic properties of entropy production in stationary stochastic processes.

All our results hold under the condition that in a nonequilibrium stationary state  $\lim_{t \rightarrow \infty} e^{-S_{\text{tot}}(t)} = 0$  ( $\mathbb{P}$ -almost surely).

If entropy production is bounded for  $t < T$ , then we will use the optional stopping theorem (40) for stopping times within infinite-time windows, and if entropy production is unbounded for  $t < T$ , then we will use the optional stopping theorem (39) for stopping times within finite-time windows.

### 7.1. Fluctuation properties at fixed time $T = t$

We first consider the case where the stopping time  $T$  is a fixed non-fluctuating time  $t$ , i.e.,  $T = t$ . In this case the fluctuation relation (39) becomes the integral fluctuation theorem [16]

$$\langle e^{-S_{\text{tot}}(t)} \rangle = 1, \quad (52)$$

and the second law inequality (42) yields the second law of thermodynamics [4]

$$\langle S_{\text{tot}}(t) \rangle \geq 0. \quad (53)$$

The relation (52) provides a bound on negative fluctuations of entropy production, and for isothermal systems bounds on the fluctuations of work [3]. Since  $e^{-S_{\text{tot}}(t)}$  is a positive random variable, we can use Markov's inequality, see e.g. chapter 1 of [47], to bound events of large  $e^{-S_{\text{tot}}(t)}$ , namely,

$$\mathbb{P} \left( e^{-S_{\text{tot}}(t)} \geq \lambda \right) \leq \frac{\langle e^{-S_{\text{tot}}(t)} \rangle}{\lambda}, \quad \lambda \geq 0. \quad (54)$$

Using the integral fluctuation relation (52) together with (54) we obtain

$$\mathbb{P}(S_{\text{tot}}(t) \leq -s) \leq e^{-s}, \quad s \geq 0, \quad (55)$$

which is a well-known bound on the probability of negative entropy production, see Equation (54) in [4].

The relations (39) and (42) are more general than the relations (52) and (53), since the former concern an average over an ensemble of trajectories of variable length  $x(0 \dots T)$  whereas the latter concern an average over an ensemble of trajectories of fixed length  $x(0 \dots t)$ . Therefore, we expect that evaluating (39) at fluctuating stopping times  $T$  it is possible to derive stronger constraints than (55) on the probability of negative entropy production. This is the program we will pursue in the following sections.

## 7.2. Splitting probabilities of entropy production

We consider the first-passage time

$$T_{\text{fp}} = \inf \{t \geq 0 : S_{\text{tot}}(t) \notin (-s_-, s_+)\} \quad (56)$$

for entropy production with two absorbing thresholds at  $-s_- < 0$  and  $s_+ > 0$ . If the set  $\{t : S_{\text{tot}}(t) \notin (-s_-, s_+)\}$  is empty, then  $T_{\text{fp}} = \infty$ . Since entropy production is bounded for all values  $t < T_{\text{fp}}$  we can use the optional stopping theorem (40).

We split the ensemble of trajectories  $\Omega$  into two sets  $\Omega_- = \{S_{\text{tot}}(T_{\text{fp}}) \leq -s_-\}$ ,  $\Omega_+ = \{S_{\text{tot}}(T_{\text{fp}}) \geq s_+\}$ . Since  $S_{\text{tot}}(T_{\text{fp}}) \in (\infty, -s_-] \cup [s_+, \infty)$  the splitting probabilities  $p_- = \mathbb{P}[\Omega_-]$  and  $p_+ = \mathbb{P}[\Omega_+]$  have a total probability of one,

$$p_+ + p_- = 1. \quad (57)$$

We apply the integral fluctuation relation (40) to the stopping time  $T_{\text{fp}}$ :

$$1 = p_- \langle e^{-S_{\text{tot}}(T_{\text{fp}})} \rangle_- + p_+ \langle e^{-S_{\text{tot}}(T_{\text{fp}})} \rangle_+ \quad (58)$$

where

$$\langle e^{-S_{\text{tot}}(T_{\text{fp}})} \rangle_+ = \frac{\int_{\omega \in \Omega_+} d\mathbb{P} e^{-S_{\text{tot}}(T_{\text{fp}}(\omega), \omega)}}{\int_{\omega \in \Omega_+} d\mathbb{P}}, \quad (59)$$

$$\langle e^{-S_{\text{tot}}(T_{\text{fp}})} \rangle_- = \frac{\int_{\omega \in \Omega_-} d\mathbb{P} e^{-S_{\text{tot}}(T_{\text{fp}}(\omega), \omega)}}{\int_{\omega \in \Omega_-} d\mathbb{P}}. \quad (60)$$

The relations (57) and (58) imply that

$$p_+ = \frac{\langle e^{-S_{\text{tot}}(T)} \rangle_- - 1}{\langle e^{-S_{\text{tot}}(T)} \rangle_- - \langle e^{-S_{\text{tot}}(T)} \rangle_+}, \quad (61)$$

$$p_- = \frac{1 - \langle e^{-S_{\text{tot}}(T)} \rangle_+}{\langle e^{-S_{\text{tot}}(T)} \rangle_- - \langle e^{-S_{\text{tot}}(T)} \rangle_+}. \quad (62)$$

Moreover, since  $S_{\text{tot}}(T_{\text{fp}}) \in (\infty, -s_-] \cup [s_+, \infty)$  we have that  $\langle e^{-S_{\text{tot}}(T)} \rangle_- \geq e^{s_-}$  and  $\langle e^{-S_{\text{tot}}(T)} \rangle_+ \leq e^{-s_+}$ . Using these two inequalities in (61) and (62) we obtain the universal inequalities (9) for the splitting probabilities, viz.,

$$p_+ \geq 1 - \frac{1}{e^{s_-} - e^{-s_+}}, \quad p_- \leq \frac{1}{e^{s_-} - e^{-s_+}},$$

which hold for first-passage times with  $s_-, s_+ > 0$ .

In the case where  $\vec{X}(t)$  is a continuous stochastic process  $S_{\text{tot}}(T_{\text{fp}}) \in \{-s_-, s_+\}$  holds with probability one. Using in (61) and (62) that  $\langle e^{-S_{\text{tot}}(T)} \rangle_- = e^{s_-}$  and  $\langle e^{-S_{\text{tot}}(T)} \rangle_+ = e^{-s_+}$ , we obtain

$$p_+ = \frac{e^{s_-} - 1}{e^{s_-} - e^{-s_+}}, \quad p_- = \frac{1 - e^{-s_+}}{e^{s_-} - e^{-s_+}},$$

which are the relations (10). Hence, the splitting probabilities of entropy production are universal for continuous processes.

The bounds (9) apply not only to first-passage times but hold more generally for stopping times  $T$  of  $\vec{X}(t)$  for which  $S_{\text{tot}}(T) \in (\infty, -s_-] \cup [s_+, \infty)$  holds with probability one and for which  $S_{\text{tot}}(t)$  is bounded for all  $t \in [0, T]$ . Analogously, the equalities (10) apply not only to first-passage times but hold more generally for stopping times  $T$  of  $\vec{X}(t)$  for which  $S_{\text{tot}}(T) \in \{-s_-, s_+\}$  holds with probability one and for which  $S_{\text{tot}}(t)$  is bounded for all  $t \in [0, T]$ .

### 7.3. Infima of entropy production

We can use the results of the previous section to derive universal bounds and equalities for the statistics of infima of entropy production. The global infimum of entropy production is defined by

$$S_{\text{inf}} = \inf_{t \geq 0} S_{\text{tot}}(t) \tag{63}$$

and denotes the most negative value of entropy production.

Consider the first-passage time  $T_{\text{fp}}$  denoting the first time when entropy production either goes below  $-s_-$  or goes above  $s_+$ , with  $s_-, s_+ \geq 0$  and its associated splitting probability  $p_-$ . The cumulative distribution of  $S_{\text{inf}}$  is given by

$$\mathbb{P}[S_{\text{inf}} \leq -s_-] = \lim_{s_+ \rightarrow \infty} p_-. \tag{64}$$

Using the inequalities (9) we obtain the bound (11) for the cumulative distribution of infima of entropy production, i.e.,

$$\mathbb{P}[S_{\text{inf}} \leq -s_-] \leq e^{-s_-}.$$

The inequality (11) bears a strong similarity with the inequality (55). However, since by definition  $S_{\text{inf}} \leq S_{\text{tot}}(t)$  for any value of  $t$ , we also have that  $\mathbb{P}[S_{\text{tot}} \leq -s_-] \leq \mathbb{P}[S_{\text{inf}} \leq -s_-]$  and therefore the inequality (11) is stronger.

For continuous processes  $\vec{X}$ , the inequality (11) becomes an equality. Indeed, if the stochastic process  $\vec{X}$  is continuous, then with probability one  $S_{\text{tot}}(T_{\text{fp}}) \in \{-s_-, s_+\}$ , and therefore  $p_-$  is given by (10). If we use the relation (64) between  $p_-$  and the cumulative distribution of  $S_{\text{inf}}$  we obtain

$$\mathbb{P}[S_{\text{inf}} \leq -s_-] = e^{-s_-}. \tag{65}$$

As a consequence, for continuous stochastic processes the global infimum  $S_{\text{inf}}$  of entropy production is characterised by an exponential probability density (12) with mean value mean value  $\langle S_{\text{inf}} \rangle = -1$ .

#### 7.4. Survival probability of entropy production

We analyse the survival probability

$$p_{\text{sur}}(t) = \mathbb{P}[\tilde{T} > t], \quad (66)$$

of the first-passage time with one absorbing boundary,

$$\tilde{T} = \inf \{t : S_{\text{tot}}(t) = s_0\}, \quad (67)$$

for continuous stochastic processes  $\vec{X}(t)$ . If the set  $\{t : S_{\text{tot}}(t) = s_0\}$  is empty, then  $\tilde{T} = \infty$ .

We use the fluctuation relation (39) since for first-passage times with one absorbing boundary  $S_{\text{tot}}(t)$  is unbounded for  $t \in [0, T]$ . Applying (39) to  $\tilde{T}$  we obtain

$$1 = p_{\text{sur}}(t) \langle e^{-S_{\text{tot}}(t)} \rangle_{\text{sur}} + (1 - p_{\text{sur}}(t)) e^{-s_0} \quad (68)$$

and thus also relation (13), i.e.,

$$p_{\text{sur}}(t) = \frac{e^{-s_0} - 1}{e^{-s_0} - \langle e^{-S_{\text{tot}}(t)} \rangle_{\text{sur}}}, \quad (69)$$

where

$$\langle e^{-S_{\text{tot}}(t)} \rangle_{\text{sur}} = \langle e^{-S_{\text{tot}}(t)} I_{\tilde{T} > t} \rangle / \langle I_{\tilde{T} > t} \rangle. \quad (70)$$

For positive values of  $s_0$  we expect that  $\lim_{t \rightarrow \infty} p_{\text{sur}}(t) = 0$ . This implies that  $\lim_{t \rightarrow \infty} \langle e^{-S_{\text{tot}}(t)} \rangle_{\text{sur}} = \infty$ . For negative values of  $s_0$  we expect that  $\lim_{t \rightarrow \infty} p_{\text{sur}}(t) = 1 - e^{s_0} = \mathbb{P}[S_{\text{inf}} \geq s_0]$  which holds if  $\lim_{t \rightarrow \infty} \langle e^{-S_{\text{tot}}(t)} I_{\tilde{T} > t} / \langle I_{\tilde{T} > t} \rangle \rangle = 0$ .

#### 7.5. Number of crossings

We consider the number of times  $N_{\times}$  entropy production crosses an interval  $[-\Delta, \Delta]$  from the negative side to the positive side, i.e., in the direction  $-\Delta \rightarrow \Delta$ . We can bound the distribution of  $N_{\times}$  using a sequence of stopping times.

The probability that  $N_{\times} > 0$  is equal to the probability that the infimum is smaller or equal than  $-\Delta$ , and therefore using (11) we obtain

$$\mathbb{P}(N_{\times} > 0; \Delta) = \mathbb{P}[S_{\text{inf}} \leq -s_-] \leq e^{-\Delta}. \quad (71)$$

Applying the conditional fluctuation relation (41) on two sequences of stopping times we derive in the Appendix C the inequality

$$\mathbb{P}[N_{\times} \geq n + 1 | N_{\times} \geq n] \leq e^{-2\Delta} \quad \text{with } n > 0, \quad (72)$$

and therefore

$$\mathbb{P}(N_{\times} > n) \leq e^{-\Delta(2n+1)}, \quad (73)$$

which is the inequality (14). The probability of observing a large number of crossing decays thus at least exponentially in  $N_{\times}$ . For continuous processes  $\vec{X}(t)$  the probability mass function  $\mathbb{P}(N_{\times})$  is a universal statistic given by

$$\mathbb{P}(N_{\times}) = \begin{cases} 1 - e^{-\Delta} & N_{\times} = 0, \\ 2 \sinh(\Delta) e^{-2N_{\times}\Delta} & N_{\times} \geq 1, \end{cases} \quad (74)$$

which is the same results as derived in [22] for overdamped Langevin processes.

## 8. The influence of finite statistics on the integral fluctuation relation at stopping times

In empirical situations we may want to use the integral fluctuation relation at stopping times to test whether a given process is equal to the stochastic entropy production or to test whether the conditions of stochastic thermodynamics are satisfied in a given setup [48, 49, 50]. In these cases we have to deal with finite statistics. It is useful to know how many experiments are required to verify the integral fluctuation relation at stopping times with a certain accuracy. Therefore, in this section we discuss the influence of finite statistics on tests of the integral fluctuation relation at stopping times.

We consider the case where  $T$  is a two-boundary first-passage time for the entropy production of a continuous stationary process, i.e.,  $T = T_{\text{fp}} = \inf \{t \geq 0 : S_{\text{tot}}(t) \notin (-s_-, s_+)\}$ . We imagine to estimate in an experiment the average  $\langle e^{-S_{\text{tot}}(T_{\text{fp}})} \rangle$  using an empirical average over  $m_s$  realisations,

$$A = \frac{1}{m_s} \sum_{j=1}^{m_s} e^{-S_{\text{tot}}(T_j)} = e^{-s_+} + \frac{N_-}{m_s} (e^{s_-} - e^{-s_+}), \quad (75)$$

where the  $T_j$  are the different outcomes of the first passage time  $T_{\text{fp}}$  and where  $N_-$  is the number of trajectories that have terminated at the negative boundary, i.e., for which  $S_{\text{tot}}(T_j) = -s_-$ . The expected value of the sample mean is thus

$$\langle A \rangle = 1, \quad (76)$$

and the variance of the sample mean is

$$\sigma_A^2 = \langle A^2 \rangle - \langle A \rangle^2 = \frac{(1 - e^{-s_+})(e^{s_-} - 1)}{m_s}. \quad (77)$$

Hence, for small enough values of  $s_-$  a few samples  $m_s$  will be enough to test the stopping-time fluctuation relation. For large enough  $s_-$ , we obtain  $\langle A^2 \rangle - \langle A \rangle^2 \sim e^{s_-}/m_s$ . The number of required samples  $m_s$  scales exponentially in the value of the negative threshold  $s_-$ . The full distribution of the empirical estimate  $A$  of  $\langle e^{-S_{\text{tot}}(T_{\text{fp}})} \rangle$  is given by

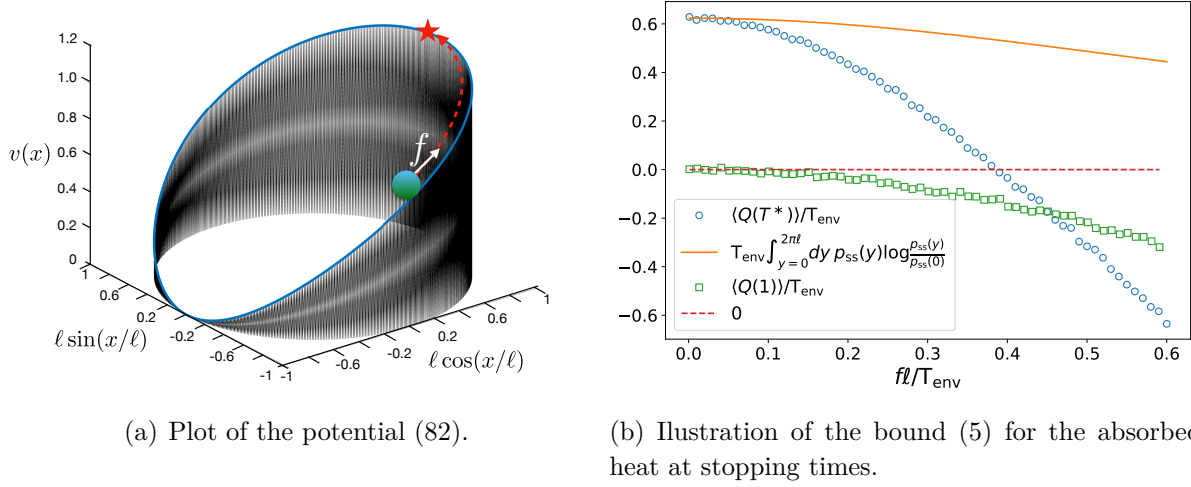
$$p_A(a) = \frac{1}{(e^{s_-} - e^{-s_+})^{m_s}} \sum_{n=0}^{m_s} \delta_{a,n} e^{s_- n + (m_s - n)e^{-s_+}} \binom{m_s}{n} (1 - e^{-s_+})^n (e^{s_-} - 1)^{m_s - n}, \quad (78)$$

where we have again used  $\delta$  for the Kronecker delta.

Since we know the full distribution of the empirical average  $A$ , the integral fluctuation relation  $\langle e^{-S_{\text{tot}}(T_{\text{fp}})} \rangle = 1$  can be tested in experiments: given a certain observed value of  $A \neq 1$  we can use the distribution (78) to compute its  $p$ -value, i.e., the probability to observe a deviation from 1 larger or equal than the empirically observed  $|A - 1|$ .

## 9. Examples

We illustrate the bounds (5) and (7) on two simple examples of systems described by Langevin equations. We demonstrate that it is possible to extract work from a stationary



**Figure 1.** Heat extraction of a colloidal particle in a nonequilibrium stationary state. Panel (a): Illustration of a colloidal particle that moves under the driving of a nonconservative  $f$  until the time  $T^*$  when it reaches the highest point of the 'hill' denoted by the star, at which the process is stopped. The plotted energy function is given by (82) with parameters  $T_{\text{env}} = 1$  and  $\ell = 1$ . Panel (b): Illustration of the bound (5) for the absorbed heat  $\langle Q(T^*) \rangle$  of an isothermal system at stopping times  $T^*$  in the model (79) with the energy function (82) as plotted in panel (a). The parameters used are  $\mu = 1$ ,  $T_{\text{env}} = 1$ ,  $\ell = 1$ . Markers denote averages of simulation results over 10000 realisations for  $\langle Q(T^*) \rangle$  (blue circles) and  $\langle Q(1) \rangle$  (green squares). The solid orange line denotes the bound on the right-hand side of (85) which follows from the second law of thermodynamics (4) at stopping times, and the red dashed line is simply equal to zero.

isothermal process and show that heat engines can surpass the Carnot efficiency at stopping times. Moreover, the mean of the extracted heat and the performed work are bounded by the second law of thermodynamics.

### 9.1. Heat extraction of an isothermal system from the environment

We illustrate the second law (5) for the average heat at stopping times on the case of a colloidal particle on a ring that is driven by an external force  $f$  and moves in a potential  $v(y)$ , where  $y \in [0, 2\pi\ell]$  denotes the position on the ring and where  $\ell$  is the radius of the ring. We ask how much heat  $\langle Q(T^*) \rangle$  a colloidal particle can extract on average from its environment at the time  $T^*$  when the particle reaches for the first time the highest peak of the landscape.

We assume that the dynamics of the colloidal particle is governed by an overdamped Langevin equation of the form

$$\frac{dX}{dt} = -\mu \frac{\partial v(X(t))}{\partial x} + \mu f + \sqrt{2d}\zeta(t) \quad (79)$$

where  $X(t) \in \mathbb{R}$ ,  $\mu$  is the mobility coefficient,  $d$  is the diffusion coefficient, and  $\zeta(t)$  is a Gaussian white noise with  $\langle \zeta(t)\zeta(t') \rangle = \delta(t' - t)$ . We assume that the environment

surrounding the particle is in equilibrium at a temperature  $\mathsf{T}_{\text{env}}$ , so that Einstein relation  $d = \mathsf{T}_{\text{env}}\mu$  holds. The potential  $v(x)$  is a periodic function with period  $2\pi\ell$ , i.e.,  $v(x) = v(x + 2\pi\ell)$ . The actual position of the particle is given by the variable  $Y(t) = X(t) - N(t)2\pi\ell \in [0, 2\pi\ell)$ , where  $N(t) \in \mathbb{Z}$  is the winding number, i.e., the net number of times the particle has traversed the ring. The heat  $Q$  can be expressed as [51, 2]

$$Q(t) = v(X(t)) - v(X(0)) + f \int_0^t dX(t'), \quad (80)$$

and the stationary distribution is [7]

$$p_{\text{ss}}(y) \sim e^{-\frac{v(y)-fy}{\mathsf{T}_{\text{env}}}} \int_y^{y+2\pi\ell} dy' e^{\frac{v(y')-fy'}{\mathsf{T}_{\text{env}}}}. \quad (81)$$

We simulate the model (79) for a periodic potential of the form [52],

$$v(x) = \mathsf{T}_{\text{env}} \ln(\cos(x/\ell) + 2), \quad (82)$$

which is illustrated in figure 1(a) for  $\ell = 1$  and  $\mathsf{T}_{\text{env}} = 1$ . In this case, the time  $T^*$  when the particle reaches for the first time the highest peak of the landscape is

$$T^* = \inf \{t \geq 0 : X(t) = 0\}, \quad (83)$$

and the stationary distribution of  $X(t)$  is given by [52]

$$p_{\text{ss}}(x) = \frac{3(g^2(2 + \cos(x/\ell)) - g \sin(x/\ell) + 2)}{2\pi\ell(3g^2 + 2\sqrt{3})(\cos(x/\ell) + 2)}. \quad (84)$$

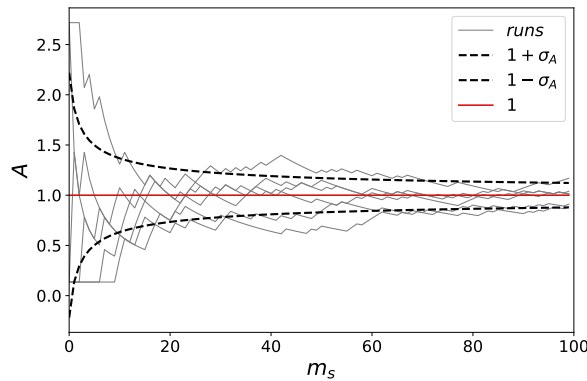
Hence, the bound (79) reads

$$\langle Q(T^*) \rangle \geq \mathsf{T}_{\text{env}} \int dx p_{\text{ss}}(x) \log p_{\text{ss}}(x) - \mathsf{T}_{\text{env}} \log \frac{3g^2 + 2}{2\pi\ell(3g^2 + 2\sqrt{3})}. \quad (85)$$

In figure 1(b) we illustrate the bound (85) for  $\langle Q(T^*) \rangle$  as a function of the nonequilibrium driving  $f$ . We find that heat absorption at stopping times is significant at small values of  $f$  and in the linear-response limit of small  $f$  the bound (85) is tight; the tightness of the bound (79) holds in general for recurrent Markov processes in the linear response limit. For comparison we also plot the mean heat dissipation  $\langle Q(t) \rangle$  at a fixed time  $t = 1$ . While  $\langle Q(T^*) \rangle$  is positive at small values of  $f$ , the dissipation  $\langle Q(t) \rangle$  at fixed times is always negative. Note that at intermediate times  $\langle Q(1) \rangle > \langle Q(T^*) \rangle$ , but if we increase  $f$  furthermore then eventually  $\langle Q(1) \rangle < \langle Q(T^*) \rangle$  (not shown in the figure).

## 9.2. Illustration of an empirical test of the integral fluctuation relation at stopping times

We use the the model described in Section 9.1 to illustrate how the integral fluctuation relation at stopping times (2) with  $T = T_{\text{fp}} = \inf \{t \geq 0 : S_{\text{tot}}(t) \notin (-s_-, s_+)\}$  can be tested in an experimental setup. To this aim, we will verify whether the quantity  $A$  defined in (75), which is the empirical average of  $e^{-S_{\text{tot}}(T)}$ , converges for  $m_s \rightarrow \infty$  to



**Figure 2.** Empirical test of the integral fluctuation relation at stopping times for  $T = T_{\text{fp}} = \inf \{t \geq 0 : S_{\text{tot}}(t) \notin (-s_-, s_+)\}$ . We plot the empirical average  $A$ , see (75), for ten simulation runs as a function of the number of samples  $m_s$ . The simulation runs are for the model of Section 9.1 with parameters  $\mu = T_{\text{env}} = \ell = 1$  and  $f = 0.1$  as in Figure 1. The threshold parameters that define the stopping time are  $s_+ = 2$  and  $s_- = 1$ . Dashed lines denote the  $1 \pm \sigma_A$  confidence intervals using formula (77). The red line denotes  $A = 1$ .

one. We use the results on the statistics of the empirical average of  $A$  described in Section 8 to validate the statistical significance of the experimental results.

In Figure 2 we plot the empirical average (75) as a function of the number of samples  $m_s$  for ten simulation runs. We also plot the theoretical curves  $1 + \sigma_A$  and  $1 - \sigma_A$ , with  $\sigma_A$  the standard deviation of  $A$ , see (77). We observe in Figure 2 that all test runs lie within the  $1 \pm \sigma_A$  confidence intervals, and we can thus conclude that numerical experiments are in agreement with the integral fluctuation relation at stopping times and thus also with the fact that  $e^{-S_{\text{tot}}(t)}$  is martingale.

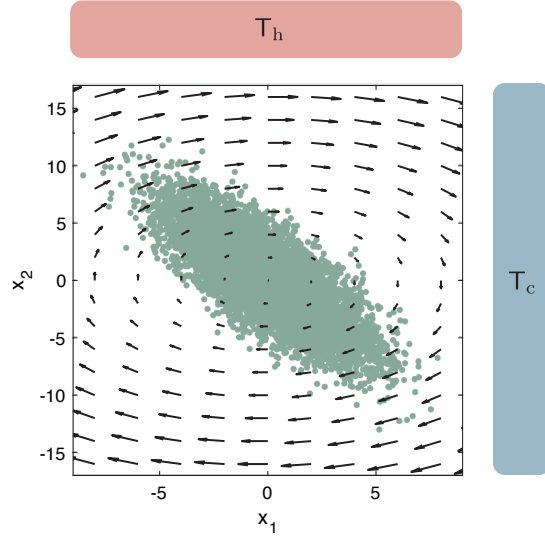
### 9.3. Super Carnot efficiency of heat engines at stopping times

We illustrate the bound (7) for the efficiency of stationary stochastic heat engines at stopping times with a Brownian gyrator [53], which is arguably one of the simplest models of a Feynman ratchet. This system is described by two degrees of freedom  $x_1, x_2$  that are driven by an external force field  $f(x_1, x_2)$  and interact via a potential  $v(x_1, x_2)$ . Two thermal reservoirs at temperatures  $T_h$  and  $T_c$ , with  $T_h > T_c$ , interact independently with the coordinates  $x_1$  and  $x_2$  of the system, respectively. We are specifically interested in the efficiency  $\eta_T = -\langle W(T) \rangle / \langle Q_h(T) \rangle$ , which is the ratio between the work  $-W(T)$  the gyrator performs on its surroundings, and the heat  $Q_h(T)$  absorbed by the gyrator from the hot reservoir, in a time interval  $[0, T]$ , with  $T$  the stopping time at which a specific criterion is first satisfied. The efficiency  $\eta_T$  is a measure of the amount of work the gyrator performs on its environment.

We consider a Brownian gyrator described by the two coupled stochastic differential equations [53, 54, 55, 56, 57]

$$\frac{dX_1}{dt} = -\mu \frac{\partial v(X_1(t), X_2(t))}{\partial x_1} + \mu f_1(X_1(t), X_2(t)) + \sqrt{2d_1} \zeta_1(t), \quad (86)$$





**Figure 3.** Snapshots of a Brownian gyrator (green circles), described by Eqs. (86) and (87), sampled from the nonequilibrium stationary distribution. The black arrows illustrate the non-conservative forces given by Eqs. (89). The system is trapped with a potential given by Eq. (88) and put simultaneously in contact with a hot (red box) and a cold (blue box) reservoir that act on the  $x_1$  and  $x_2$  coordinates, respectively. Values for the parameters are:  $\mu = 1$ ,  $u_1 = 1$ ,  $u_2 = 1.2$ ,  $T_c = 1$ ,  $T_h = 7$ ,  $c = 0.9$ ,  $k = 0.23$ . The markers (green circles) are obtained from the  $(x_1(t), x_2(t))$  coordinates of  $10^4$  numerical simulations of Eqs. (86) and (87) evaluated at  $t = 5$ .

$$\frac{dX_2}{dt} = -\mu \frac{\partial v(X_1(t), X_2(t))}{\partial x_2} + \mu f_2(X_1(t), X_2(t)) + \sqrt{2d_2}\zeta_2(t). \quad (87)$$

Here  $\mu$  is the mobility coefficient,  $d_1 = \mu T_h$  and  $d_2 = \mu T_c$  are the diffusion coefficients of the two degrees of freedom,  $v$  is a potential, and  $f_1$  and  $f_2$  are two external nonconservative forces, whose functional form we specify below. We use the model from Ref. [55], for which the potential is

$$v(x_1, x_2) = \frac{1}{2} (u_1 x_1^2 + u_2 x_2^2 + c x_1 x_2), \quad (88)$$

with  $u_1, u_2, c > 0$  and  $c < \sqrt{u_1 u_2}$  and for which the two components of the external nonconservative force are

$$f_1(x_1, x_2) = kx_2, \quad f_2(x_1, x_2) = -kx_1. \quad (89)$$

The two thermal reservoirs induce two stochastic forces with amplitudes  $d_1$  and  $d_2$ , which appear in Eqs.(86-87) as two independent Gaussian white noises  $\zeta_1$  and  $\zeta_2$  with zero mean and autocorrelation ( $i, j = 1, 2$ )

$$\langle \zeta_1(t) \rangle = \langle \zeta_2(t) \rangle = 0, \quad \langle \zeta_i(t) \zeta_j(t') \rangle = \delta_{i,j} \delta(t - t'). \quad (90)$$

Because of the external driving forces  $f_1$  and  $f_2$  and the presence of two thermal reservoirs at different temperatures, the gyrator develops a nonequilibrium stationary state characterised by a current in the clockwise direction, see Fig. 3, and a non-zero entropy production. At stationarity, we measure the work  $W$  that the external driving

force exerts on the gyrator and the net heat  $Q_h$  and  $Q_c$  that the system absorbs from the hot and cold reservoirs, respectively. Following Sekimoto [37, 51], these quantities are, respectively,

$$W(t) = \int_0^t f_1(X_1(t'), X_2(t')) \circ dX_1(t') + \int_0^t f_2(X_1(t'), X_2(t')) \circ dX_2(t'), \quad (91)$$

$$Q_h(t) = \int_0^t \frac{\partial v(X_1(t'), X_2(t'))}{\partial x_1} \circ dX_1(t') - \int_0^t f_1(X_1(t'), X_2(t')) \circ dX_1(t'), \quad (92)$$

$$Q_c(t) = \int_0^t \frac{\partial v(X_1(t'), X_2(t'))}{\partial x_2} \circ dX_2(t') - \int_0^t f_2(X_1(t'), X_2(t')) \circ dX_2(t'), \quad (93)$$

where  $\circ$  denotes that the stochastic integrals are interpreted in the Stratonovich sense. When  $k < k_s$  this system operates as an engine [55], i.e.,  $\langle W(t) \rangle < 0$ ,  $\langle Q_h(t) \rangle > 0$  and  $\langle Q_c(t) \rangle > 0$ , with

$$k_s := c \frac{\eta_C}{2 - \eta_C}, \quad (94)$$

the stall parameter and  $\eta_C$  Carnot's efficiency (50). The efficiency of the engine in the nonequilibrium stationary state satisfies

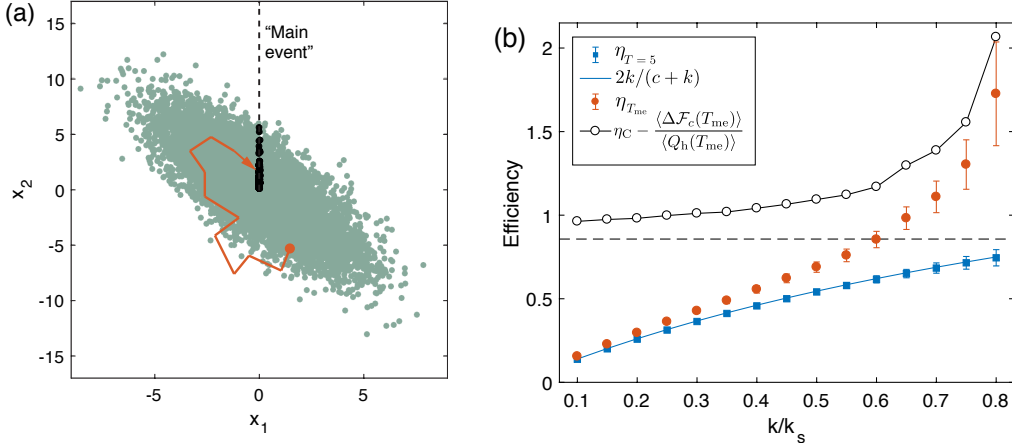
$$\eta = -\frac{\left\langle \frac{dW}{dt} \right\rangle}{\left\langle \frac{dQ_h}{dt} \right\rangle} = \frac{2k}{c + k} \leq \eta_C. \quad (95)$$

Note that when  $k \rightarrow k_s$ , then  $\eta \rightarrow \eta_C$ .

We now investigate the efficiency of the Brownian gyrator at stopping times,  $\eta_T = -\langle W(T) \rangle / \langle Q_h(T) \rangle$ . The simplest example of stopping times are the trivial stopping times  $T = t$ , with  $t$  a fixed time, for which  $\eta_t \leq \eta_C$ . A more interesting example of a stopping times is the time  $T_{me}$  when the *main event*, i.e. the gyrator crosses the positive  $x_2$  axis while moving in the clockwise direction, occurs for the first time. Mathematically,  $T_{me}$  can be defined as follows: let  $z(t) = x_1(t) + ix_2(t)$  be a complex number whose real and imaginary parts are  $x_1(t)$  and  $x_2(t)$  respectively; we define  $z(t) = r(t)e^{i\varphi(t)}$ , with  $r(t) = \sqrt{x_1^2(t) + x_2^2(t)}$  its modulus and with  $\varphi(t) = \tan^{-1}(x_2(t)/x_1(t)) \in [-\pi, \pi]$  its phase; the stopping time at the main event is defined as

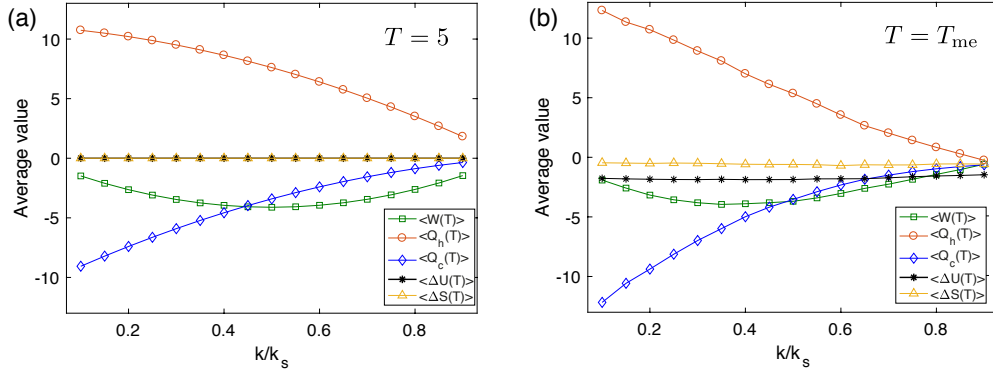
$$T_{me} = \inf \{ t > 0 : \varphi(t^-) > \pi/2, \varphi(t^+) \leq \pi/2, \varphi(t) > 0 \}. \quad (96)$$

Figure 4(a) illustrates the stopping strategy defined by Eq. (96) with numerical simulations. In Fig. 4(b), we compare the values of the efficiency  $\eta_t$  at a fixed time  $t = 5$  with the efficiency  $\eta_{T_{me}}$  at the main event, both as a function of the driving parameter  $k$ . We observe that  $\eta_t$  is well described by Eq. (95) and thus is smaller than the Carnot efficiency, whereas  $\eta_{T_{me}}$  can surpass the Carnot efficiency if the strength of the driving force  $k$  is large enough (Fig. 4(b) red circles). Interestingly, the observed super Carnot efficiencies at stopping times are in agreement with the bound (7),  $\eta_{T_{me}} \leq \eta_C + \langle \Delta \mathcal{F}_c(T_{me}) \rangle / \langle Q_h(T_{me}) \rangle$  and thus compatible with the second law at stopping times (4). Moreover, the bound (7) becomes tight when  $k$  is large, which corresponds to a close-to-equilibrium limit [cf. Fig. 1(b)]. Hence, efficiencies of stopped engines can surpass the Carnot bound if  $\langle Q_h(T) \rangle > 0$  and  $\langle \Delta S_{sys}(T) \rangle > T_c \langle \Delta v(T) \rangle$ , which is consistent with the bound (7).

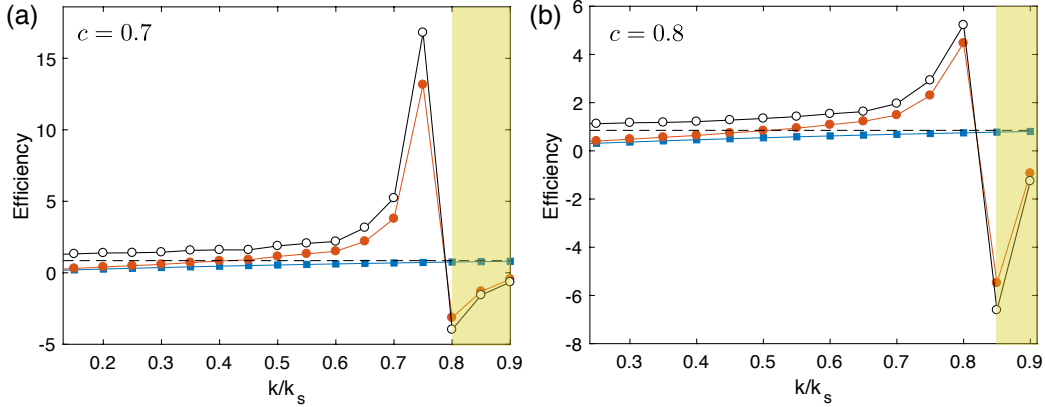


**Figure 4.** Efficiency at stopping times for the Brownian gyrator. (a) Illustration of the stopping time at the main event with stopping time  $T_{me}$ . A gyrator drawn initially from its stationary distribution (red circle) is monitored until its location crosses the black dashed line in the clockwise direction (red arrow). The location of 100 gyrators at the stopping time are shown with black filled circles whereas the green circles denote the location of the gyrator at time  $t = 5$ . (b) Simulation results for the efficiency  $\eta_t = -\langle W(t) \rangle / \langle Q_h(t) \rangle$  at fixed time  $t = 5$  (blue squares) and the efficiency  $\eta_{T_{me}} = -\langle W(T_{me}) \rangle / \langle Q_h(T_{me}) \rangle$  at the main event  $T_{me}$  (red circles), defined by Eq. (96), as a function of the parameter  $k/k_s$  that quantifies the strength of the nonequilibrium driving, see (89). The blue line is the theoretical value of the efficiency at large times given by Eq. (95), and the black circles correspond to the bound (7); the black line is a guide to the eye. The horizontal black dashed line is set at Carnot efficiency. Values of the parameters used in simulations are  $\mu = 1$ ,  $u_1 = 1$ ,  $u_2 = 1.2$ ,  $T_c = 1$ ,  $T_h = 7$ , and  $c = 0.9$ ; markers denote average values estimated from  $10^4$  independent realisations initially sampled from the stationary state. Numerical simulations are performed with the Heun's numerical integration scheme with a time step  $\Delta t = 10^{-3}$  [2]. Error bars denote the standard errors of the empirical mean.

Notice that efficiencies of stopped heat engines can be larger than one because internal system energy can be converted into useful work. To better understand this feature, we plot in Fig. 5 the average energetic fluxes at stopping times, namely,  $\langle W(T) \rangle$ ,  $\langle Q_h(T) \rangle$  and  $\langle Q_c(T) \rangle$ , together with the change of the internal system energy  $\langle \Delta v(T) \rangle$  and the internal system entropy change  $\langle \Delta S_{sys}(T) \rangle$ . At fixed times  $T = 5$ , we observe the well-known features of a cyclic heat engine for which  $\langle \Delta v(t) \rangle \simeq \langle \Delta S_{sys}(t) \rangle \simeq 0$  (Fig. 5(a)). Although the heat and work fluxes of stopped engines have the same sign as those of cyclic heat engines, the  $\langle \Delta v(T_{me}) \rangle < 0$  and  $\langle \Delta S_{sys}(T_{me}) \rangle < 0$ , which indicates that on average the energy and entropy of the gyrator are at  $T_{me}$  smaller than their initial values (Fig. 5(b)). This result suggests a recipe in the quest of super Carnot efficiencies at stopping times, namely by designing stopping strategies that lead to a reduction of the energy of the system. In our example,  $\langle \Delta S_{sys}(T_{me}) \rangle > \langle \Delta v(T_{me}) \rangle$ , which enables the appearance of super-Carnot stopping-time efficiencies which are nevertheless compatible with the second law at stopping times. This result motivates further research on so-called type-II efficiencies at stopping times defined as the ratio between the average



**Figure 5.** Average values of thermodynamic observables (see legend) in the Brownian gyrator are compared for a fixed time  $T = 5$  (a) and the stopping time  $T = T_{me}$  (b) defined in Eq. (96). The values of the parameters used in the numerical simulations are the same as in Fig. 3.



**Figure 6.** We compare simulation results for the Brownian gyrator of stopping-time efficiencies  $\eta_T$  at fixed time  $T = 5$  (blue squares) and at the stopping time of the main event  $T = T_{me}$  (red circles). Panels (a) and (b) are obtained for two different values of the parameter  $c$  (see legend), with the other simulation parameters set to the same values as in Fig. 3. The black circles correspond to the right-hand side of Eq. (7) and the black dashed line is set to Carnot efficiency; the lines between symbols are a guide to the eye. The yellow shaded area illustrates the range of parameters at which the system behaves as a "type-III heater" at stopping times [60, 46], for which the right-hand side of (7) becomes a lower bound to the stopping-time efficiency.

input and output fluxes of entropy production [58, 42, 59].

In Fig. 6 we illustrate the bound provided by Eq. (7) for a wider range of parameters. We observe that when  $k$  exceeds the stall parameter  $k_s$  the thermodynamic fluxes obey  $\langle W(T_{me}) \rangle < 0$ ,  $\langle Q_h(T_{me}) \rangle < 0$  and  $\langle Q_c(T_{me}) \rangle < 0$ . This behaviour is still compatible with the second law of thermodynamics at stopping times. Indeed, for this range of parameters  $\eta_{T_{me}} < 0$  and the bound (7) becomes  $\eta_{T_{me}} \geq \eta_C - \frac{\langle \Delta \mathcal{F}_c(T) \rangle}{\langle Q_h(T) \rangle}$ . This bound is corroborated by numerical simulations in Fig. 6(a) and Fig. 6(b). This type of operation of the system is known as a "type III heater" [60, 46].

## 10. Discussion

We have derived fluctuation relations at stopping times for the entropy production of stationary processes. These fluctuation relations imply a second law of thermodynamics at stopping times — which states that on average entropy production in a nonequilibrium stationary state always increases, even when the experimental observer measures the entropy production at a stopping time— and imply that certain fluctuation properties of entropy production are universal.

We have shown that the second law of thermodynamics at stopping times has important consequences for the nonequilibrium thermodynamics of small systems. For instance, the second law at stopping times implies that it is possible to extract on average heat from an isothermal environment by applying stopping strategies to a physical system in a nonequilibrium stationary state (and thus without using feedback control like in Maxwell’s demons). Furthermore, we have demonstrated, using with numerical simulations of a Brownian gyrator, that the average efficiency of a stationary stochastic heat engine can surpass Carnot’s efficiency when the engine is stopped at a cleverly chosen moment. This result is compatible with the second law at stopping times which provides a bound on the efficiency of stochastically stopped engines. Note that the heat engines described in this paper are non cyclic devices since they are stopped at the stopping time  $T$ . It would be interesting to explore how stochastically stopped engines can be implemented in experimental systems such as, electrical circuits [61], autonomous single-electron heat engines [62], feedback traps [63], colloidal heat engines [11], and Brownian gyrators [54].

Integral fluctuation relations at stopping times imply bounds on the probability of events of negative entropy production that are stronger than those obtained with the integral fluctuation relation at fixed times. For example, the integral fluctuation relation at stopping times implies that the cumulative distribution of infima of entropy production is bounded by an exponential distribution with mean  $-1$ . Moreover, for continuous processes the integral fluctuation relation at stopping times implies that the cumulative distribution of the global infimum of entropy production is equal to an exponential distribution. A reason why the integral fluctuation relation at stopping times is more powerful than the integral fluctuation relation at fixed times is because with stopping times we can describe fluctuations of entropy production that are not accessible with fixed-time arguments, such as fluctuation of infima of entropy production.

The integral fluctuation relation at stopping times implies also bounds on other fluctuation properties of entropy production, not necessarily related to events of negative entropy production. For example, we have used the integral fluctuation relation to derive bounds on splitting probabilities of entropy production and on the number of times entropy production crosses a certain interval. For continuous processes these fluctuation properties of entropy production are universal, and we have obtained generic expressions for these fluctuation properties of entropy production.

Since martingale theory has proven to be very useful to derive generic results about

the fluctuations of entropy production, the question arises what other physical processes are martingales. In this context, the exponential of the housekeeping heat has been demonstrated to be a martingale [26, 64]. The housekeeping heat is an extension of entropy production to the case of non-stationary processes. We expect that all formulas presented in this paper extend in a straightforward manner to the case of housekeeping heat. Recently also a martingale related to the quenched dynamics of spin models [65] and a martingale in quantum systems [66] have been discovered.

There exist universal fluctuation properties that are implied by the martingale property of  $e^{-S_{\text{tot}}(t)}$ , but are not discussed in this paper. For example, martingale theory implies a symmetry relation for the distribution of conditional stopping times [67, 68, 21, 69]. These symmetry relations are also proved by using the optional stopping theorem. These symmetry relations for the distribution of conditional stopping times can however not be seen as a straightforward consequence of the integral fluctuation relation at stopping times.

Since the integral fluctuation relation at stopping times (39) is a direct consequence of the martingale property  $e^{-S_{\text{tot}}(t)}$ , testing the fluctuation relation (39) in experiments could serve as a method to demonstrate that  $e^{-S_{\text{tot}}(t)}$  is a martingale. It is not so easy to show in an experiment that a stochastic process is a martingale: it is a herculean task to verify the condition (28). A recent experiment [70] shows that the entropy production of biased transport of single charges in a double electronic dot behaves as a martingale. The inequality (65) for the infima of entropy production was shown to be valid in this experiment. The integral fluctuation relation at stopping times (39) provides an interesting alternative to test martingality of  $e^{-S_{\text{tot}}(t)}$ , because the integral fluctuation relation at stopping times is an equality. Hence, the integral fluctuation relation at stopping times could serve as a proxy for the martingale structure of  $e^{-S_{\text{tot}}(t)}$  in experiments.

Testing the integral fluctuation relation at stopping times in experimental setting may also be advantageous with respect to testing the standard fluctuation relation at fixed times. The number of samples required to test the standard fluctuation relation increases exponentially with time, since events of negative entropy are rare. This makes it difficult to test the conditions of stochastic thermodynamics at large time scales with the standard integral fluctuation relation. Moreover, at fixed times the distribution of the empirical mean of the exponentiated negative entropy production is not known. The integral fluctuation relation at stopping times does not have these issues, since negative fluctuations of entropy can be capped at a fixed value  $-s_-$ , which is independent of time  $t$ , and these negative values can be reached at any time. Moreover, we have derived an exact universal expression for the distribution of the sample mean of the exponentiated negative entropy production at stopping times, which can be used to determine the statistical significance of empirical tests of the integral fluctuation relation at stopping times. The integral fluctuation relation at stopping times is thus a useful relation to test whether the conditions of stochastic thermodynamics hold in a certain experimental setup.

## Appendix A. The exponential of the negative entropy production is a (uniformly integrable) martingale

We prove that  $e^{-S_{\text{tot}}(t)}$  is a martingale. We present two proofs, one for processes in discrete time using the expression (1) for the entropy production, and a general proof using the expression (33) for the entropy production of reversible right-continuous processes  $\vec{X}(t)$ . We have to verify the two conditions (27) and (28) for  $M(t) = e^{-S_{\text{tot}}(t)}$ .

### Appendix A.1. Reversible processes in discrete time

In discrete time

$$e^{-S_{\text{tot}}(t,\omega)} = \frac{\tilde{p}(\vec{x}_1, \vec{x}_2, \dots, \vec{x}_t)}{p(\vec{x}_1, \vec{x}_2, \dots, \vec{x}_t)} \quad (\text{A.1})$$

with  $\tilde{p}$  the probability density function associated with the time-reversed dynamics. We have simplified the notation a bit and used that  $\vec{x}(t) = \vec{x}_t$ .

The condition (27) follows from  $e^{-S_{\text{tot}}(t,\omega)} \geq 0$  and  $E[e^{-S_{\text{tot}}(t,\omega)}] = 1$  for all  $t \geq 0$ . The martingale condition (28) also holds,

$$\begin{aligned} E[e^{-S_{\text{tot}}(t,\omega)} | \mathcal{F}_s] &= \int \left( \prod_{n=s+1}^t d\vec{x}_n \right) \frac{p(\vec{x}_1, \vec{x}_2, \dots, \vec{x}_t) \tilde{p}(\vec{x}_1, \vec{x}_2, \dots, \vec{x}_t)}{p(\vec{x}_1, \vec{x}_2, \dots, \vec{x}_s) p(\vec{x}_1, \vec{x}_2, \dots, \vec{x}_t)} \\ &= \int \left( \prod_{n=s+1}^t d\vec{x}_n \right) \frac{\tilde{p}(\vec{x}_1, \vec{x}_2, \dots, \vec{x}_t)}{p(\vec{x}_1, \vec{x}_2, \dots, \vec{x}_s)} \\ &= \frac{\tilde{p}(\vec{x}_1, \vec{x}_2, \dots, \vec{x}_s)}{p(\vec{x}_1, \vec{x}_2, \dots, \vec{x}_s)} \\ &= e^{-S_{\text{tot}}(s,\omega)}. \end{aligned} \quad (\text{A.2})$$

### Appendix A.2. Reversible stationary processes that are right-continuous

We assume that  $\vec{X}(t)$  is rightcontinuous and that the two measures  $\mathbb{P}$  and  $\mathbb{P} \circ \Theta$  are locally mutually absolutely continuous, such that the entropy production (33) can be defined. We have that

$$e^{-S_{\text{tot}}(t,\omega)} = \frac{d(\mathbb{P} \circ \Theta)|_{\mathcal{F}_t}}{d\mathbb{P}|_{\mathcal{F}_t}}. \quad (\text{A.3})$$

The condition (27) follows from  $e^{-S_{\text{tot}}(t,\omega)} \geq 0$  and  $E[e^{-S_{\text{tot}}(t,\omega)}] = 1$  for all  $t \geq 0$ .

The martingale condition (28) also holds for (A.3):

$$E[e^{-S_{\text{tot}}(t,\omega)} | \mathcal{F}_s] = e^{-S_{\text{tot}}(s,\omega)}, s \leq t. \quad (\text{A.4})$$

This is in fact a direct consequence of (A.3) and the definition of the Radon-Nikodym derivative. The Radon-Nikodym derivative  $\frac{d(\mathbb{P} \circ \Theta)|_{\mathcal{F}_s}}{d\mathbb{P}|_{\mathcal{F}_s}}$  is by definition a  $\mathcal{F}_s$ -measurable random variable for which

$$E_{\mathbb{P}} \left[ I_{\Phi} \frac{d(\mathbb{P} \circ \Theta)|_{\mathcal{F}_s}}{d\mathbb{P}|_{\mathcal{F}_s}} \right] = E_{\mathbb{P} \circ \Theta} [I_{\Phi}] \quad (\text{A.5})$$

for all  $\Phi \in \mathcal{F}_s$ . We show that  $E[e^{-S_{\text{tot}}(t, \omega)} | \mathcal{F}_s]$  has this property. Indeed, for  $\Phi \in \mathcal{F}_s$  it holds that:

$$\begin{aligned} E_{\mathbb{P}} [I_{\Phi} E_{\mathbb{P}} [e^{-S_{\text{tot}}(t, \omega)} | \mathcal{F}_s]] &= E_{\mathbb{P}} [E_{\mathbb{P}} [I_{\Phi} e^{-S_{\text{tot}}(t, \omega)} | \mathcal{F}_s]] \\ &= E_{\mathbb{P}} [I_{\Phi} e^{-S_{\text{tot}}(t, \omega)}] \\ &= E_{\mathbb{P} \circ \Theta} [I_{\Phi}]. \end{aligned} \quad (\text{A.6})$$

Therefore (A.4) holds, and  $e^{-S_{\text{tot}}(t)}$  is a martingale. Note that the martingale condition is consistent with the tower property of conditional expectations:  $E[E[X | \mathcal{F}_t] | \mathcal{F}_s] = E[X | \mathcal{F}_s]$ .

### Appendix A.3. Uniform integrability

We prove that the stochastic process  $e^{-S_{\text{tot}}(t \wedge \tau)}$ , with  $t \in [0, \infty)$  and  $\tau$  a fixed positive number, is uniformly integrable. The process  $e^{-S_{\text{tot}}(t \wedge \tau)}$  can be written as

$$e^{-S_{\text{tot}}(t \wedge \tau)} = E[e^{-S_{\text{tot}}(\tau, \omega)} | \mathcal{F}_t]. \quad (\text{A.7})$$

Since a stochastic process  $Y(t)$  of the form  $Y(t) = E[Z | \mathcal{F}_t]$  is uniformly integrable [27], we obtain that  $e^{-S_{\text{tot}}(t \wedge \tau)}$  is uniformly integrable.

## Appendix B. Integral fluctuation relation for entropy production over infinite-time windows

We derive two corollaries of the optional stopping theorem, which is Theorem 3.6 in [27] and equation (29) in this paper.

**Corollary 1.** *Let  $T$  be a stopping time of a stationary process  $\vec{X}(t)$  and let  $S_{\text{tot}}(t)$  be the stochastic entropy production of  $\vec{X}(t)$  as defined in (33), with the two measures  $\mathbb{P}$  and  $\mathbb{P} \circ \Theta$  locally mutually absolutely continuous. If  $t$  is continuous, then  $S_{\text{tot}}(t)$  is assumed to be rightcontinuous. If the two conditions*

- (i)  $\mathbb{P}(T < \infty) = 1$ ,
- (ii)  $\lim_{t \rightarrow \infty} E[e^{-S_{\text{tot}}(t)} I_{T > t}] = 0$ ,

are met, then

$$\langle e^{-S_{\text{tot}}(T)} \rangle = 1. \quad (\text{B.1})$$

Recall that  $I_{\Phi}(\omega)$  is the indicator function define in (31). We use a prove analogous to the discrete time proof of Theorem 8.3.5 on page 222 of reference [71].

*Proof.* We decompose  $\langle e^{-S_{\text{tot}}(T)} \rangle$  into three terms,

$$\langle e^{-S_{\text{tot}}(T)} \rangle = \langle e^{-S_{\text{tot}}(T \wedge t)} \rangle - \langle e^{-S_{\text{tot}}(t)} I_{T > t} \rangle + \langle e^{-S_{\text{tot}}(T)} I_{T > t} \rangle.$$

Since the right-hand side holds for arbitrary values of  $t$  we can take  $\lim_{t \rightarrow \infty}$ . Using (39) and the condition (ii) we obtain

$$\langle e^{-S_{\text{tot}}(T)} \rangle = 1 + \lim_{t \rightarrow \infty} \langle e^{-S_{\text{tot}}(T)} I_{T > t} \rangle. \quad (\text{B.2})$$



Because of condition (i), it holds that  $\lim_{t \rightarrow \infty} e^{-S_{\text{tot}}(T)} I_{T>t} = 0$  in the  $\mathbb{P}$ -almost sure sense. Because  $e^{-S_{\text{tot}}(T)} I_{T>t}$  is a nonnegative monotonic decreasing sequence we can apply the monotone convergence theorem, see e.g. [72], and we obtain

$$\lim_{t \rightarrow \infty} \langle e^{-S_{\text{tot}}(T)} I_{T>t} \rangle = \langle \lim_{t \rightarrow \infty} e^{-S_{\text{tot}}(T)} I_{T>t} \rangle = 0. \quad (\text{B.3})$$

□

**Corollary 2.** *Let  $T$  be a stopping time of a stationary process  $\vec{X}(t)$  and let  $S_{\text{tot}}(t)$  be the stochastic entropy production of  $\vec{X}(t)$  as defined in (33), with the two measures  $\mathbb{P}$  and  $\mathbb{P} \circ \Theta$  locally mutually absolutely continuous. If  $t$  is continuous, then  $S_{\text{tot}}(t)$  is assumed to be rightcontinuous. If the two conditions*

- (i)  $\lim_{t \rightarrow \infty} e^{-S_{\text{tot}}(t)} = 0$  in the  $\mathbb{P}$ -almost sure sense,
- (ii) there exist two positive numbers  $s_-$  and  $s_+$  such that  $S_{\text{tot}}(t) \in (-s_-, s_+)$  for all  $t \leq T$ ,

are met, then

$$\langle e^{-S_{\text{tot}}(T)} \rangle = 1. \quad (\text{B.4})$$

*Proof.* We show that if the conditions of the present corollary are met, then also the conditions of corollary 1 are met, and therefore (B.4) holds.

Because of condition (i), the stopping time  $T$  is almost surely finite:  $1 = \lim_{t \rightarrow \infty} \mathbb{P}[S_{\text{tot}}(t) > s_+] \leq \mathbb{P}[T < \infty]$  and  $\mathbb{P}[T < \infty] \leq 1$ , therefore  $\mathbb{P}[T < \infty] = 1$ .

Because of condition (i) and (ii) we obtain  $\lim_{t \rightarrow \infty} E[e^{-S_{\text{tot}}(t)} I_{T>t}] = 0$ :  $e^{-S_{\text{tot}}(t)} I(T > t) \leq e^{s_-} I(T > t)$  is a positive variable that is bounded from above. Hence, the dominated convergence theorem applies and  $\lim_{t \rightarrow \infty} E[e^{-S_{\text{tot}}(t)} I_{T>t}] = E[\lim_{t \rightarrow \infty} e^{-S_{\text{tot}}(t)} I_{T>t}] = 0$ . □

## Appendix C. Derivation of the bound (72) on the statistics of $N_{\times}$

We denote by  $M_{\times}(t)$  the number of times entropy production has crossed the interval  $[-\Delta, \Delta]$  in the direction  $-\Delta \rightarrow \Delta$  in the time interval  $[0, t]$  and therefore  $N_{\times} = \lim_{t \rightarrow \infty} M_{\times}(t)$ .

We define two sequences of stopping times  $T_n$  and  $\tilde{T}_n$ , with  $n \in [0, N_{\times}] \cap \mathbb{Z}$ ,

$$T_n = \inf \{t : M_{\times}(t) \geq n\} \quad (\text{C.1})$$

and

$$\tilde{T}_n = \inf \{t : t \geq T_n, S_{\text{tot}}(t) \notin (-\Delta, s_+)\}, \quad (\text{C.2})$$

where  $s_+$  is considered to be a very large positive number.

We apply the fluctuation relation (41) to the two stopping times  $\tilde{T}_n$  and  $T_n$ . Since  $S_{\text{tot}}(t)$  is bounded for all  $t \in [0, T_n]$ , the conditions for the optional stopping theorem (41) are met. The integral fluctuation relation (41) implies that

$$E[e^{-S_{\text{tot}}(\tilde{T}_n)} | N_{\times} \geq n] = E[e^{-S_{\text{tot}}(T_n)} | N_{\times} \geq n]. \quad (\text{C.3})$$

Since  $e^{-S_{\text{tot}}(T_n)} \leq e^{-\Delta}$ , the right-hand side of (C.3) is bounded by

$$E \left[ e^{-S_{\text{tot}}(T_n)} | N_{\times} \geq n \right] \leq e^{-\Delta}. \quad (\text{C.4})$$

The left-hand side of (C.3) can be decomposed into two terms,

$$\begin{aligned} E \left[ e^{-S_{\text{tot}}(\tilde{T}_n)} | N_{\times} \geq n \right] &= E \left[ e^{-S_{\text{tot}}(\tilde{T}_n)} I_{S_{\text{tot}}(\tilde{T}_n) \geq s_+} | N_{\times} \geq n \right] \\ &+ E \left[ e^{-S_{\text{tot}}(\tilde{T}_n)} I_{S_{\text{tot}}(\tilde{T}_n) \leq -\Delta} | N_{\times} \geq n \right], \end{aligned} \quad (\text{C.5})$$

where  $I$  is the indicator function defined in (31). We take the limit  $s_+ \rightarrow \infty$  and obtain

$$\begin{aligned} \lim_{s_+ \rightarrow \infty} E \left[ e^{-S_{\text{tot}}(\tilde{T}_n)} | N_{\times} \geq n \right] &= \lim_{s_+ \rightarrow \infty} E \left[ e^{-S_{\text{tot}}(\tilde{T}_n)} I_{S_{\text{tot}}(\tilde{T}_n) \leq -\Delta} | N_{\times} \geq n \right] \\ &\geq e^{\Delta} \lim_{s_+ \rightarrow \infty} E \left[ I_{S_{\text{tot}}(\tilde{T}_n) \leq -\Delta} | N_{\times} \geq n \right]. \end{aligned}$$

Since

$$\mathbb{P} [N_{\times} \geq n+1 | N_{\times} \geq n] = \lim_{s_+ \rightarrow \infty} E \left[ I_{S_{\text{tot}}(\tilde{T}_n) \leq -\Delta} | N_{\times} \geq n \right] \quad (\text{C.6})$$

we obtain the inequality

$$\lim_{s_+ \rightarrow \infty} E \left[ e^{-S_{\text{tot}}(\tilde{T}_n)} | N_{\times} \geq n \right] \geq e^{\Delta} \mathbb{P} [N_{\times} \geq n+1 | N_{\times} \geq n]. \quad (\text{C.7})$$

The relation (C.3) together with the two inequalities (C.4) and (C.7) imply

$$\mathbb{P} [N_{\times} \geq n+1 | N_{\times} \geq n] \leq e^{-2\Delta} \quad \text{with } n > 0. \quad (\text{C.8})$$

This is the formula (72) which we were meant to prove.

## Acknowledgements

We thank A. C. Barato, R. Belousov, S. Bo, R. Chetrite, R. Fazio, S. Gupta, D. Hartich, C. Jarzynski, R. Johal, C. Maes, G. Manzano, K. Netočný, P. Pietzonka, M. Poletti, K. Proesmans, S. Sasa, F. Severino, and K. Sekimoto for fruitful discussions.

## References

- [1] C. Maes, “On the origin and the use of fluctuation relations for the entropy,” *Séminaire Poincaré*, vol. 2, pp. 29–62, 2003.
- [2] K. Sekimoto, *Stochastic energetics*, vol. 799. Springer, 2010.
- [3] C. Jarzynski, “Equalities and inequalities: irreversibility and the second law of thermodynamics at the nanoscale,” *Annu. Rev. Condens. Matter Phys.*, vol. 2, no. 1, pp. 329–351, 2011.
- [4] U. Seifert, “Stochastic thermodynamics, fluctuation theorems and molecular machines,” *Reports on Progress in Physics*, vol. 75, no. 12, p. 126001, 2012.
- [5] C. Van den Broeck and M. Esposito, “Ensemble and trajectory thermodynamics: A brief introduction,” *Physica A: Statistical Mechanics and its Applications*, vol. 418, pp. 6–16, 2015.
- [6] F. Jülicher, A. Ajdari, and J. Prost, “Modeling molecular motors,” *Reviews of Modern Physics*, vol. 69, no. 4, p. 1269, 1997.
- [7] P. Reimann, “Brownian motors: noisy transport far from equilibrium,” *Physics reports*, vol. 361, no. 2–4, pp. 57–265, 2002.
- [8] C. Bustamante, J. Liphardt, and F. Ritort, “The nonequilibrium thermodynamics of small systems,” *Physics today*, vol. 58, no. 7, pp. 43–48, 2005.

- [9] C. Bechinger, R. Di Leonardo, H. Löwen, C. Reichhardt, G. Volpe, and G. Volpe, “Active particles in complex and crowded environments,” *Reviews of Modern Physics*, vol. 88, no. 4, p. 045006, 2016.
- [10] M. Gavrilov, Y. Jun, and J. Bechhoefer, “Real-time calibration of a feedback trap,” *Review of Scientific Instruments*, vol. 85, no. 9, p. 095102, 2014.
- [11] I. A. Martínez, É. Roldán, L. Dinis, and R. A. Rica, “Colloidal heat engines: a review,” *Soft Matter*, vol. 13, no. 1, pp. 22–36, 2017.
- [12] I. A. Martínez, É. Roldán, L. Dinis, D. Petrov, J. M. Parrondo, and R. A. Rica, “Brownian carnot engine,” *Nature physics*, vol. 12, no. 1, p. 67, 2016.
- [13] S. Ciliberto, “Experiments in stochastic thermodynamics: Short history and perspectives,” *Physical Review X*, vol. 7, no. 2, p. 021051, 2017.
- [14] J. P. Pekola, “Towards quantum thermodynamics in electronic circuits,” *Nature Physics*, vol. 11, no. 2, p. 118, 2015.
- [15] J. Pekola and I. Khaymovich, “Thermodynamics in single-electron circuits and superconducting qubits,” *Annual Review of Condensed Matter Physics*, 2018.
- [16] U. Seifert, “Entropy production along a stochastic trajectory and an integral fluctuation theorem,” *Physical review letters*, vol. 95, no. 4, p. 040602, 2005.
- [17] J. L. Lebowitz and H. Spohn, “A gallavotti–cohen-type symmetry in the large deviation functional for stochastic dynamics,” *Journal of Statistical Physics*, vol. 95, no. 1, pp. 333–365, 1999.
- [18] G. E. Crooks, “Nonequilibrium measurements of free energy differences for microscopically reversible markovian systems,” *Journal of Statistical Physics*, vol. 90, no. 5-6, pp. 1481–1487, 1998.
- [19] P. Gaspard, “Time-reversed dynamical entropy and irreversibility in markovian random processes,” *Journal of statistical physics*, vol. 117, no. 3-4, pp. 599–615, 2004.
- [20] R. Chetrite and S. Gupta, “Two refreshing views of fluctuation theorems through kinematics elements and exponential martingale,” *Journal of Statistical Physics*, vol. 143, no. 3, p. 543, 2011.
- [21] I. Neri, É. Roldán, and F. Jülicher, “Statistics of infima and stopping times of entropy production and applications to active molecular processes,” *Physical Review X*, vol. 7, no. 1, p. 011019, 2017.
- [22] S. Pigolotti, I. Neri, É. Roldán, and F. Jülicher, “Generic properties of stochastic entropy production,” *Physical review letters*, vol. 119, no. 14, p. 140604, 2017.
- [23] S. F. LeRoy, “Efficient capital markets and martingales,” *Journal of Economic literature*, vol. 27, no. 4, pp. 1583–1621, 1989.
- [24] D. Bernoulli, “Exposition of a new theory on the measurment of risk,” *Econometrica*, vol. 22, no. 1, pp. 23–36, 1954. Translated from Latin by Louise Sommer. Original title: Specimen Theoriae Novae de Mensura Sortis. Original year 1738.
- [25] P. L. Bernstein, *Against the gods: The remarkable story of risk*. Wiley New York, 1996.
- [26] R. Chetrite, S. Gupta, I. Neri, and É. Roldán, “Martingale theory for housekeeping heat,” *arXiv preprint arXiv:1810.09584*, 2018.
- [27] R. Liptser and A. N. Shiryaev, *Statistics of random Processes: I. general Theory*, vol. 5 of *Applications of mathematics: stochastic modelling and applied Probability*. Springer Science & Business Media, first ed., 1977. translated from Russian by A B Aries.
- [28] D. Williams, *Probability with martingales*. Cambridge university press, 1991.
- [29] A. Hald, *A history of probability and statistics and their applications before 1750*, vol. 501. John Wiley & Sons, 2003.
- [30] P. G. Doyle and J. L. Snell, *Random walks and electric networks*, vol. 22. Mathematical Association of America Washington, DC, 1984.
- [31] J. L. Doob, *Stochastic processes*, vol. 7. Wiley New York, 1953.
- [32] C. Maes, F. Redig, and A. V. Moffaert, “On the definition of entropy production, via examples,” *Journal of mathematical physics*, vol. 41, no. 3, pp. 1528–1554, 2000.

- [33] D.-Q. Jiang, M. Qian, and M.-P. Qian, *Mathematical theory of nonequilibrium steady states: on the frontier of probability and dynamical systems*. Springer, 2003.
- [34] U. Seifert, “Stochastic thermodynamics: principles and perspectives,” *The European Physical Journal B*, vol. 64, no. 3-4, pp. 423–431, 2008.
- [35] R. P. Feynman, R. B. Leighton, and M. Sands, *The feynman lectures on physics*, vol. 1. Addison-Wesley, 1963.
- [36] J. M. Parrondo and P. Español, “Criticism of feynman’s analysis of the ratchet as an engine,” *American Journal of Physics*, vol. 64, no. 9, pp. 1125–1130, 1996.
- [37] K. Sekimoto, “Kinetic characterization of heat bath and the energetics of thermal ratchet models,” *Journal of the physical society of Japan*, vol. 66, no. 5, pp. 1234–1237, 1997.
- [38] M. O. Magnasco and G. Stolovitzky, “Feynman’s ratchet and pawl,” *Journal of statistical physics*, vol. 93, no. 3-4, pp. 615–632, 1998.
- [39] V. Singh and R. Johal, “Feynman’s ratchet and pawl with ecological criterion: Optimal performance versus estimation with prior information,” *Entropy*, vol. 19, no. 11, p. 576, 2017.
- [40] K. Sekimoto, F. Takagi, and T. Hondou, “Carnot’s cycle for small systems: Irreversibility and cost of operations,” *Physical Review E*, vol. 62, no. 6, p. 7759, 2000.
- [41] G. Verley, M. Esposito, T. Willaert, and C. Van den Broeck, “The unlikely carnot efficiency,” *Nature communications*, vol. 5, p. 4721, 2014.
- [42] G. Verley, T. Willaert, C. Van den Broeck, and M. Esposito, “Universal theory of efficiency fluctuations,” *Physical Review E*, vol. 90, no. 5, p. 052145, 2014.
- [43] M. Polettini, G. Verley, and M. Esposito, “Efficiency statistics at all times: Carnot limit at finite power,” *Physical review letters*, vol. 114, no. 5, p. 050601, 2015.
- [44] S. Velasco, J. Roco, A. Medina, and A. C. Hernández, “New performance bounds for a finite-time carnot refrigerator,” *Physical review letters*, vol. 78, no. 17, p. 3241, 1997.
- [45] C. De Tomás, A. C. Hernández, and J. Roco, “Optimal low symmetric dissipation carnot engines and refrigerators,” *Physical Review E*, vol. 85, no. 1, p. 010104, 2012.
- [46] S. Rana, P. Pal, A. Saha, and A. Jayannavar, “Anomalous brownian refrigerator,” *Physica A: Statistical Mechanics and its Applications*, vol. 444, pp. 783–798, 2016.
- [47] T. Tao, *Topics in random matrix theory*, vol. 132. American Mathematical Soc., 2012.
- [48] T. Speck, V. Blickle, C. Bechinger, and U. Seifert, “Distribution of entropy production for a colloidal particle in a nonequilibrium steady state,” *EPL (Europhysics Letters)*, vol. 79, no. 3, p. 30002, 2007.
- [49] J. Koski, T. Sagawa, O. Saira, Y. Yoon, A. Kutvonen, P. Solinas, M. Möttönen, T. Ala-Nissila, and J. Pekola, “Distribution of entropy production in a single-electron box,” *Nature Physics*, vol. 9, no. 10, p. 644, 2013.
- [50] S. Ciliberto, A. Imparato, A. Naert, and M. Tanase, “Heat flux and entropy produced by thermal fluctuations,” *Physical review letters*, vol. 110, no. 18, p. 180601, 2013.
- [51] K. Sekimoto, “Langevin equation and thermodynamics,” *Progress of Theoretical Physics Supplement*, vol. 130, pp. 17–27, 1998.
- [52] A. Gomez-Marin and I. Pagonabarraga, “Test of the fluctuation theorem for stochastic entropy production in a nonequilibrium steady state,” *Phys. Rev. E*, vol. 74, p. 061113, Dec 2006.
- [53] R. Filliger and P. Reimann, “Brownian gyrator: A minimal heat engine on the nanoscale,” *Physical review letters*, vol. 99, no. 23, p. 230602, 2007.
- [54] A. Argun, J. Soni, L. Dabelow, S. Bo, G. Pesce, R. Eichhorn, and G. Volpe, “Experimental realization of a minimal microscopic heat engine,” *Physical Review E*, vol. 96, no. 5, p. 052106, 2017.
- [55] P. Pietzonka and U. Seifert, “Universal trade-off between power, efficiency, and constancy in steady-state heat engines,” *Physical Review Letters*, vol. 120, no. 19, p. 190602, 2018.
- [56] S. Cerasoli, V. Dotsenko, G. Oshanin, and L. Rondoni, “Asymmetry relations and effective temperatures for biased brownian gyrators,” *Physical Review E*, vol. 98, no. 4, p. 042149, 2018.
- [57] S. K. Manikandan, L. Dabelow, R. Eichhorn, and S. Krishnamurthy, “Efficiency fluctuations in

- microscopic machines,” *arXiv preprint arXiv:1901.05805*, 2019.
- [58] A. Bejan, *Advanced engineering thermodynamics*. John Wiley & Sons, 2016.
  - [59] O. Raz, Y. Subaşı, and R. Pugatch, “Geometric heat engines featuring power that grows with efficiency,” *Physical review letters*, vol. 116, no. 16, p. 160601, 2016.
  - [60] M. Campisi, J. Pekola, and R. Fazio, “Nonequilibrium fluctuations in quantum heat engines: theory, example, and possible solid state experiments,” *New Journal of Physics*, vol. 17, no. 3, p. 035012, 2015.
  - [61] S. Ciliberto, A. Imparato, A. Naert, and M. Tanase, “Statistical properties of the energy exchanged between two heat baths coupled by thermal fluctuations,” *Journal of Statistical Mechanics: Theory and Experiment*, vol. 2013, no. 12, p. P12014, 2013.
  - [62] J. V. Koski, A. Kutvonen, I. M. Khaymovich, T. Ala-Nissila, and J. P. Pekola, “On-chip maxwell’s demon as an information-powered refrigerator,” *Physical review letters*, vol. 115, no. 26, p. 260602, 2015.
  - [63] Y. Jun and J. Bechhoefer, “Virtual potentials for feedback traps,” *Physical Review E*, vol. 86, no. 6, p. 061106, 2012.
  - [64] H.-M. Chun and J. D. Noh, “Universal property of the housekeeping entropy production,” *Physical Review E*, vol. 99, no. 1, p. 012136, 2019.
  - [65] B. Ventéjou and K. Sekimoto, “Progressive quenching: Globally coupled model,” *Physical Review E*, vol. 97, no. 6, p. 062150, 2018.
  - [66] G. Manzano, R. Fazio, and E. Roldán, “Quantum martingale theory and entropy production,” *Phys. Rev. Lett.*, vol. 122, p. 220602, Jun 2019.
  - [67] É. Roldán, I. Neri, M. Dörpinghaus, H. Meyr, and F. Jülicher, “Decision making in the arrow of time,” *Physical review letters*, vol. 115, no. 25, p. 250602, 2015.
  - [68] K. Saito and A. Dhar, “Waiting for rare entropic fluctuations,” *EPL (Europhysics Letters)*, vol. 114, no. 5, p. 50004, 2016.
  - [69] M. Dörpinghaus, I. Neri, É. Roldán, H. Meyr, and F. Jülicher, “Testing optimality of sequential decision-making,” *arXiv preprint arXiv:1801.01574*, 2018.
  - [70] S. Singh, E. Roldán, I. Neri, I. M. Khaymovich, D. S. Golubev, V. F. Maisi, J. T. Peltonen, F. Jülicher, and J. P. Pekola, “Extreme reductions of entropy in an electronic double dot,” *Phys. Rev. B*, vol. 99, p. 115422, Mar 2019.
  - [71] D. Kannan, “An introduction to stochastic processes,” 1979.
  - [72] T. Tao, *An introduction to measure theory*, vol. 126. American Mathematical Society Providence, 2011.