

k -Clustering of Lines and Its Applications

Yair Marom

THESIS SUBMITTED IN PARTIAL FULFILLMENT OF THE
REQUIREMENTS FOR THE MASTER'S DEGREE

University of Haifa
Faculty of Social Sciences
Department of Computer Science

September, 2019

k -Clustering of Lines and Its Applications

By: Yair Marom

Supervised by: Dr. Dan Feldman

THESIS SUBMITTED IN PARTIAL FULFILLMENT OF THE
REQUIREMENTS FOR THE MASTER'S DEGREE

University of Haifa
Faculty of Social Sciences
Department of Computer Science

September, 2019

Approved by: _____
(Supervisor)

Date: _____

Approved by: _____
(Chairperson of Master's studies Committee)

Date: _____

Acknowledgments

The novel results of this work were possible due to the help and support of several people, I would like to take the opportunity to show my appreciation.

First and foremost, I would like to thank my supervisor, Dr. Dan Feldman. The door to Dr. Feldman's office was always open whenever I had a question about my research or writing. He consistently allowed this paper to be my own work, but steered me in the right direction whenever he thought I needed it. It was a great honor for me to work with and learn from such a great researcher.

Finally, I must express my very profound gratitude to my family and friends for providing me with unfailing support and continuous encouragement throughout my years of study and through the process of researching and writing this thesis. This accomplishment would not have been possible without them. Thank you.

Contents

Abstract	V
List of Tables	VI
List of Figures	VII
1 Introduction	1
1.1 Background	1
1.2 Related Work	2
1.3 Main Contribution	4
2 Problem Statement	6
2.1 Preliminaries	6
2.2 Problem Statement and Theoretical Result	8
3 Algorithms	12
4 Analysis	17
4.1 Algorithm 1: CENTROID-SET	17
4.1.1 Analysis of Algorithm 1: CENTROID-SET	17
4.1.2 EM Algorithm for k -Line Mean	23
4.2 Algorithm 2: BI-CRITERIA-APPROXIMATION	25
4.2.1 Bound on the VC-Dimension	26
4.2.2 Analysis of Algorithm 2: BI-CRITERIA-APPROXIMATION	29
4.3 Algorithm 3: SENSITIVITY-BOUND	33

4.4	Algorithm 4: Computing Coresets from Sensitivities.	40
4.5	Coreset for Streaming Data	43
5	Experimental Results	49
5.1	k -line median Experiments	50
5.1.1	The Experiment	50
5.1.2	Results	50
5.2	Anomalies Detection Experiments	53
5.2.1	The Experiment	53
5.2.2	Results	53
5.3	Conclusions and Future Work	56
	Bibliography	57

k -Clustering of Lines and Its Applications

Yair Marom

Abstract

The input to the k -median for lines problem is a set L of n lines in \mathbb{R}^d , and the goal is to compute a set of k centers (points) in \mathbb{R}^d that minimizes the sum of squared distances over every line in L and its nearest center. This is a straightforward generalization of the k -median problem where the input is a set of n points instead of lines.

We suggest the first PTAS that computes a $(1 + \varepsilon)$ -approximation to this problem in time $O(n \log n)$ for any constant approximation error $\varepsilon \in (0, 1)$, and constant integers $k, d \geq 1$. This is by proving that there is always a weighted subset (called coreset) of $dk^{O(k)} \log(n)/\varepsilon^2$ lines in L that approximates the sum of squared distances from L to any given set of k points.

Using traditional merge-and-reduce technique, this coreset implies results for a streaming set (possibly infinite) of lines to M machines in one pass (e.g. cloud) using memory, update time and communication that is near-logarithmic in n , as well as deletion of any line but using linear space. These results generalized for other distance functions such as k -median (sum of distances) or ignoring farthest m lines from the given centers to handle outliers.

Experimental results on 10 machines on Amazon EC2 cloud show that the algorithm performs well in practice. Open source code for all the algorithms and experiments is also provided.

This thesis is an extension of the following accepted paper: " k -Means Clustering of Lines for Big Data", by Yair Marom & Dan Feldman, Proceedings of **NeurIPS 2019 conference**, to appear on December 2019.

List of Tables

1.1	Summary of related results for k centers of n points in \mathbb{R}^d. The dimension of the quarried subspaces is denoted by Δ and the error rate is by ε	4
-----	---	---

List of Figures

- 1-1 **Application of k-line median for computer vision.** Given a drone (or any other rigid body) that is captured by n cameras - our goal is to locate the 3 dimensional position of the drone in space by identifying $k = 4$ fixed known markers/features on the drone. Each point on each image corresponds to a line that passes through it and the pin-hole of the camera. Without noise, all the lines intersect at the same point (marker in \mathbb{R}^3). Otherwise their 1-median is a natural approximation. 2
- 1-2 **Problem Statement demonstration for the planar case.** The input is a set $L = \{\ell_1, \dots, \ell_6\}$ of $n = 6$ lines in \mathbb{R}^2 , and our goal is to find the $k = 2$ points (centers) $p_1, p_2 \in \mathbb{R}^2$ that minimize the sum of Euclidean distances from each center to its nearest line in L . See Section 2.1 definition of the distance function D 3
- 3-1 **Example of running Alg. 3 for lines on the plane. (left)** The input is a set $L = \{\ell_1, \dots, \ell_5\}$ of lines and a single center b on the plane. **(middle)** Every line is translated to b and we define unit sphere \mathbb{S}^{d-1} around it. **(right)** The intersection point $p(\ell_i)$ of each line ℓ_i with the unit sphere \mathbb{S}^{d-1} around b is computed. 13
- 4-1 **4-approximation for the $k = 2$ -median of an input set $L = \{\ell_1, \dots, \ell_5\}$ of $n = 5$ lines in the plane.** (left) The (unknown, optimal) 2-median $P = \{p_1, p_2\}$ is projected on L to obtain 2-approximation. (middle) Each projected point in $P' = \{p'_1, p'_2\}$ is translated to the nearest intersection point. (right) The resulting set $P'' = \{p''_1, p''_2\}$ is a 4-approximation that is contained in the output $G \subseteq \mathbb{R}^2$ of Algorithm 1. 19

4-2	Illustration of the proof of Lemma 16 for $d = 3$ dimensional space. (i) For every pair ℓ and ℓ' of lines, there is a point v and a weight (scalar) $w > 0$ that satisfies the following: the distance of every $p'' \in \ell$ to the line ℓ is the same as its weighted distance to the point v . (ii) p' is the projection of p onto ℓ' , and its distance to v is larger than $D(v, \ell')$	21
4-3	Illustration of Lemma 33 in the planar case. (left) A set $L = \{\ell_1, \dots, \ell_{10}\}$ and its (α, β) -approximation $\hat{P} = \{\hat{p}_1, \hat{p}_2, \hat{p}_3, \hat{p}_4\}$ for its k -median where $k = 2, \alpha = 4$, and $\beta = 2$. (right) Each line in L is translate to its nearest points in \hat{P} , resulting in the set $L' = \{\ell'_1, \dots, \ell'_{10}\}$	33
5-1	k-line median experimental results. Graphs (a) and (b) show that larger sample results in a smaller error by coreset and uniform sampling. Graph (c) shows that the required memory increases only logarithmically with the number of lines that were read so far from the stream. Graph (d) illustrates how the coreset construction time decreases near-linearly in the number of machines in Amazon EC2 cluster. . .	52
5-2	Anomaly detection experimental results. Graphs (a) and (b) show how the error decreases as the size of the sample increases. Graph (c) shows the sampling quality - while coreset outliers are dominant outliers - globally in relate to the input set and locally inside the clusters, while RANSAC outliers are much less dominant. . . .	55

Chapter 1

Introduction

1.1 Background

Clustering is the task of partitioning the input set to subsets, where items in the same subset (cluster) are similar to each other, compared to items in other clusters. There are many different clustering techniques, but arguably the most common in both industry and academy is the k -mean problem, where the input is a set P of n points in \mathbb{R}^d , and the goal is to compute a set C of k centers (points) in \mathbb{R}^d , that minimizes the sum of squared distances over each point $p \in P$ to its nearest center in C , i.e.

$$C \in \arg \min_{C' \subseteq \mathbb{R}^d, |C'|=k} \sum_{p \in P} \min_{c' \in C'} \|p - c'\|^2.$$

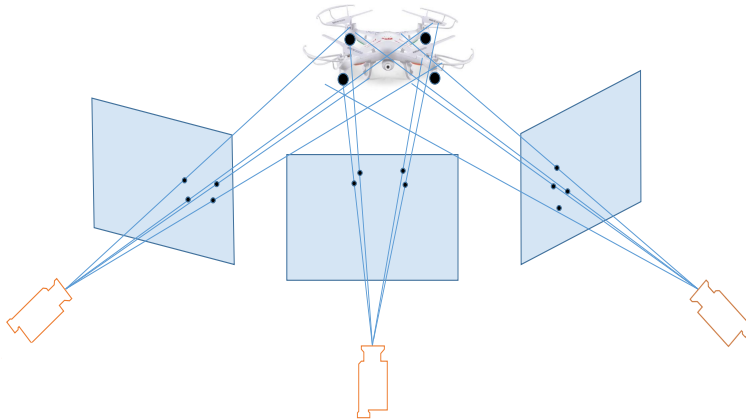
A very common heuristics to solve this problem is the Lloyd's algorithm [1, 31], that is similar to the EM-Algorithm that is described in Section 5.

We consider a natural generalization of this k -mean problem, where the input set P of n points is replaced by a set L of n lines in \mathbb{R}^d ; See Fig. 1-2. Here, the distance from a line to a center c is the closest Euclidean distance to c over all the points on the line. Since we only assume the “weak” triangle inequality between points, our solution can easily be generalized to sum of distances to the power of any constant $z \geq 1$ as explained e.g. in [6, 4] and Section 2.

Motivation for solving the k -line median problem arises in many different fields, when there is some missing entry in all or some of the input vectors, or incomplete information such as a missing

sensor. For example, a common problem in Computer Vision is to compute the position of a point or k points in the world, based on their projections on a set of n 2D-images, which turn into n lines via the pinhole camera model; See Fig 1-1, and [27, 37] for surveys.

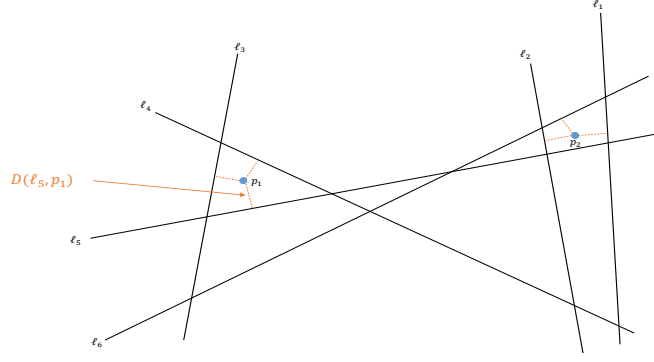
In Data Science and matrix approximation theory, every missing entry turns a point (database's record) into a line by considering all the possible values for the missing entry. E.g., n points on the plane from k -median clusters would turn into n horizontal/vertical lines that intersect "around" the k -median centers. The resulting problem (under similar Maximum-Likelihood arguments) is then k -median for n lines [33, 34]. One can consider also an applications to semi-supervised learning - k -mean for mixed points and lines. This problem arises when lines are unlabeled points (last axis is a label) and we want to add a label to the farthest lines from the points.



*Figure 1-1: **Application of k -line median for computer vision.** Given a drone (or any other rigid body) that is captured by n cameras - our goal is to locate the 3 dimensional position of the drone in space by identifying $k = 4$ fixed known markers/features on the drone. Each point on each image corresponds to a line that passes through it and the pin-hole of the camera. Without noise, all the lines intersect at the same point (marker in \mathbb{R}^3). Otherwise their 1-median is a natural approximation.*

1.2 Related Work

The k -median problem and its variance has been researched in numerous papers over the recent decades, especially in the machine learning community , see [23, 29, 38, 3] and references therein.



*Figure 1-2: **Problem Statement demonstration for the planar case.** The input is a set $L = \{\ell_1, \dots, \ell_6\}$ of $n = 6$ lines in \mathbb{R}^2 , and our goal is to find the $k = 2$ points (centers) $p_1, p_2 \in \mathbb{R}^2$ that minimize the sum of Euclidean distances from each center to its nearest line in L . See Section 2.1 definition of the distance function D .*

There are also many results regarding projective clustering, when the k centers are replaced by lines or j -dimensional subspaces instead of points.

However, significantly less results are known for the case of clustering subspaces, or even lines. A possible reason might be to the fact that the triangle inequality or its weaker version holds for a pair of points but not for lines, even in the planar case: two parallel lines can have an arbitrarily large distance from each other, but still intersect with a third line simultaneously. Gao, Langebreg and Schulman [17] used Helly's theorem [7] (intersection of convex sets) to introduce the " k -center problem" for lines, that aims to cover a collection of lines by the smallest k balls in \mathbb{R}^3 .

Langebreg and Schulman [16] addressed the 1-convex sets center problem that aims to compute a ball that intersects a given set of n convex sets such as lines and Δ -affine subspaces. This type of non-clustering problems ($k = 1$) is easier since it admits a convex optimization problem instead of a clustering non-convex problem.

While this thesis suggests provable solutions for clustering lines, many heuristics were provided over the years. For example, Ommer et al. [30] used the Hough Transform heuristics to suggest candidates solutions in \mathbb{R}^d together with other techniques such as [25] for object clustering in the transformed space. See references therein for many other related heuristics.

Unlike the case of numerous theoretical papers that study the k -mean problem for points, we did not find any provable solution for the case of k -line median problem or even an efficient PTAS

(polynomial approximation scheme). There are very few related results that we give here. A solution for the special case of $d = 2$ and sum of distances was considered in [32]. Lee and Schulman [24] studied the generalization of the k -center problem (maximum over the n distances, instead of their sum), for the case where the input is a set of n affine subspaces, each of dimension Δ . In this case, the size of the coreset is exponential in d , which was proved to be unavoidable even for a coreset of 1-center (single point) for this type of covering problems. The corresponding covering problems can then be solved using traditional computational geometry techniques.

Table 1.1 summarizes the above results.

Problem	Running Time	Approx. Factor	Papaer
1-line center in \mathbb{R}^d	$nd(1/\varepsilon)^{O(1)}$	$1 + \varepsilon$	[16]
2-line centers in \mathbb{R}^2	$O(n \log(1/\varepsilon)(d + \log n))$	$2 + \varepsilon$	[17]
3-line centers in \mathbb{R}^2	$O\left(nd \log(1/\varepsilon) + \frac{n \log^2(n) \log(1/\varepsilon)}{\varepsilon}\right)$	$2 + \varepsilon$	[17]
1-center for convex-sets in \mathbb{R}^d	$O(n^{\Delta+1} d(1/\varepsilon)^{O(1)})$	$1 + \varepsilon$	[16]
k -line median in \mathbb{R}^3	iterative, unbounded	unbounded	[30]
k -line median in \mathbb{R}^2	$n \left(\frac{\log n}{\varepsilon}\right)^{O(k)}$	$1 + \varepsilon$	[32]
1- Δ -flats center in \mathbb{R}^d	$O\left(\frac{nd\Delta}{\varepsilon^2} \log \frac{\Delta}{\varepsilon}\right)$	$1 + \varepsilon$	[24]
2- Δ -flats centers in \mathbb{R}^d	$O(dn^2 \log n)$	$O(\Delta^{1/4})$	[24]
3- Δ -flats centers in \mathbb{R}^d	$2^{O(\Delta(1+1/\varepsilon^2))} nd$	$1 + \varepsilon$	[24]
k - Δ -flats centers in \mathbb{R}^d	$2^{O(\Delta k \log k(1+1/\varepsilon^2))} nd$	$1 + \varepsilon$	[24]
k -line median in \mathbb{R}^d	$O(d^2 n \log(n) k \log k) + ndk^{O(k)}$	$1 + \varepsilon$	Our

Table 1.1: *Summary of related results for k centers of n points in \mathbb{R}^d . The dimension of the quarried subspaces is denoted by Δ and the error rate is by ε .*

1.3 Main Contribution

Our main technical result is an algorithm that gets a set L of n lines in \mathbb{R}^d , an integer $k \geq 1$, and computes an ε -coreset (see Definition 12) of size $dk^{O(k)} \log(n)/\varepsilon^2$ for L and every error parameter $\varepsilon > 0$, in a near-linear running time in the number of data lines n , and polynomial in the dimen-

sionality d and the number k of desired centers; See Theorem 13 and Theorem 14 for details and exact bounds.

Using this coreset with a merge-and-reduce technique, we achieve the following results:

1. An algorithm that, during one pass, maintains and outputs a $(1 + \varepsilon)$ -approximation to the k -line median of the lines seen so far; See Definition 10.
2. A streaming algorithm that computes an $(1 + \varepsilon)$ -approximation for the k -line median of a set L of lines that may be distributed (partitioned) among M machines, where each machine needs to send only $d^3 k^{O(k)} \log^2 n$ input lines to the main server at the end of its computation.
3. Experimental results on 10 machines on Amazon EC2 Cloud [8] show that the algorithm performs well in practice, boost the performance of existing EM-heuristic [28]. Moreover, open source code for all the algorithms and experiments is provided in [18].

Chapter 2

Problem Statement

2.1 Preliminaries

From here and in the rest of the paper, the following holds:

- For an integer $n \geq 1$ we define $[n] = \{1, \dots, n\}$.
- We denote by $\mathcal{Q}_k = \{Q \subseteq \mathbb{R}^d \mid |Q| = k\}$ the family of all sets which are the union of k points in \mathbb{R}^d .
- We assume that we are given a function $D : \mathbb{R}^d \times \mathbb{R}^d \rightarrow \mathbb{R}$ and a constant $\rho > 0$ such that $D(a, b) \leq \rho(D(a, c) + D(c, b))$ for every $a, b, c \in \mathbb{R}^d$.
- Given a supremum $\sup_x \frac{f_1(x)}{f_2(x)}$, we assume that $f_2(x) \neq 0$.

Definition 1 (weighted set). *A weighted set of lines is a pair $L' = (L, w)$ where L is a set of lines in \mathbb{R}^d , and $w : L \rightarrow (0, \infty)$ is a function that maps every $\ell \in L$ to $w(\ell) \geq 0$, called the weight of ℓ . A weighted set $(L, 1)$ where 1 is the weight function $w : L \rightarrow \{1\}$ that assigns $w(\ell) = 1$ for every $\ell \in L$ may be denoted by L for short.*

We will use the following definitions and observation due to Jubran et al. [21] to generalize our results for handling robust and other variants of distance functions.

Definition 2 (Non-decreasing function [21]). *for every pair of vectors $v = (v_1, \dots, v_n)$ and $u = (u_1, \dots, u_n)$ in \mathbb{R}^n , we denote $v \leq u$ if $v_i \leq u_i$, for every $i \in [n]$. Similarly, $f : \mathbb{R}^n \rightarrow [0, \infty)$ is non-decreasing if $f(v) \leq f(u)$ for every $v \leq u \in \mathbb{R}^d$.*

Definition 3 (log-Lipschitz function [21]). *Let $r, n \geq 1$ be two integers, I be a subset of \mathbb{R}^n and $h : I \rightarrow [0, \infty)$ be a non-decreasing function. Then $h(x)$ is r -log-Lipschitz over $x \in I$, if for every $c \geq 1$ and $x \in I \cap \frac{I}{c}$, we have $h(cx) \leq c^r h(x)$. The parameter r is called the degree of h .*

Definition 4 (cost function [21]). *Let X be a set called ground set, $A = \{a_1, \dots, a_n\} \subset X$ be a finite set and let Q be a set called queries. Let $\text{dist} : X \times Q \rightarrow [0, \infty)$ be a function. Let $\text{lip} : [0, \infty) \rightarrow [0, \infty)$ be an r -log-Lipschitz function, $f : [0, \infty)^n \rightarrow [0, \infty)$ be an s -log-Lipschitz function. For every $q \in Q$ we define*

$$\text{cost}_{\text{dist}, \text{lip}, f}(A, q) = f(\text{lip}(\text{dist}(a_1, q)), \dots, \text{lip}(\text{dist}(a_n, q))).$$

Definition 5 (distance). *The Euclidean distance between a pair of points is denoted by the function $D : \mathbb{R}^d \times \mathbb{R}^d \rightarrow [0, \infty)$, s.t. for every $x, y \in \mathbb{R}^d$ we have $D(x, y) = \|x - y\|_2$. For every set $X \subseteq \mathbb{R}^d$ and a point $x \in \mathbb{R}^d$, we define the distance from X to x by $D(X, x) = \inf_{q \in X} D(q, x)$, and for every set $Y \subseteq \mathbb{R}^d$, we denote the distance from X to Y by $D(X, Y) = \inf_{(x, y) \in X \times Y} D(x, y)$.*

Definition 6 (cost). *For every set $P \subseteq \mathbb{R}^d$ of k points and a weighted set of lines $L' = (L, w)$ in \mathbb{R}^d , we denote the sum of weighted distances from L to P by $\text{cost}(L', P) = \sum_{\ell \in L} w(\ell) D(\ell, P)$.*

Definition 7 (projection π). *For every two sets $X, Y \subseteq \mathbb{R}^d$, we denote $\pi(X, Y) \in \arg \inf_{y \in Y} D(X, y)$ to be the closest point in Y to X , ties are broken arbitrarily.*

Definition 8 (closest). *Let $X_1, \dots, X_n \subseteq \mathbb{R}^d$ be n lines in \mathbb{R}^d , $X = \{X_i \mid i \in [n]\}$, $m \geq 1$ be an integer and $B \subseteq \mathbb{R}^d$ be a finite set of points. We define*

$$\text{closest}(X, B, m) \in \arg \min_{X' \subseteq X \mid |X'|=m} \text{cost}(X', B),$$

as the m closest lines to B in X . Ties are broken arbitrarily.

Definition 9 (query space [22]). *Let Y be a set called query set and $P' = (P, w)$ be a weighted set. Let $f : P \times Y \rightarrow [0, \infty)$ be a function called a kernel function and $\text{loss} : \mathbb{R}^d \rightarrow [0, \infty)$ be a function that assigns a non-negative real number for every real vector. The tuple (P', Y, f, loss) is called a query space. For every $y \in Y$ we define the overall fitting error of P' to y by*

$$f_{\text{loss}}(P', y) := \text{loss} \left((w(p)f(p, y))_{p \in P} \right) = \text{loss} \left(w(p_1)f(p_1, y), \dots, w(p_{|P|})f(p_{|P|}, y) \right).$$

2.2 Problem Statement and Theoretical Result

In the familiar k -median clustering problem, the input is a set P of n points in \mathbb{R}^d , and the goal is to compute a set C of k centers (points) in \mathbb{R}^d , that minimizes the sum of distances over each point $p \in P$ to its nearest center in C , i.e.

$$C \in \arg \min_{C' \subseteq \mathbb{R}^d, |C'|=k} \sum_{p \in P} \min_{c' \in C'} \|p - c'\|.$$

A natural generalization of the k -median problem is to replace the input set of points P by a set L of n lines in \mathbb{R}^d .

Definition 10 (k -median for lines). *Let $L' = (L, w)$ be a weighted set of lines in \mathbb{R}^d and $k \geq 1$ be an integer. A set $P^* \subseteq \mathbb{R}^d$ is a k -median of L' if it minimizes $\text{cost}(L', P)$ over every set P of k points in \mathbb{R}^d .*

In this thesis, for every weighted set $L' = (L, w)$ of finite number of lines in \mathbb{R}^d , we aim to compute a weighted set of lines $C' = (C, u)$ where $C \subseteq L$, which is a small summarization of L' , in the sense that $\text{cost}(C', P)$ approximates $\text{cost}(L', P)$ for every set $P \subseteq \mathbb{R}^d$ of k points. This enables us to boost performance of common state-of-the-art heuristics, since we apply them on a much smaller set of lines (the coreset sample).

Alternatively, we can compute a PTAS for the k -line median of L' , i.e., a $(1 + \varepsilon)$ -approximation in time that is near-linear in $n = |L|$.

Robustness to Outliers. More generally, we suggest solution of the k -median with outliers

resistance problem, that are robust to outliers, i.e., lines in L that are farthest from the desired set P of k centers. This problem is much harder than the original k -median problem since we need to compute the centers and outliers simultaneously, which is usually harder problem.

Definition 11. Let $v \in \mathbb{R}^n$ and $j \in [n]$. Let $\text{smallest}(v, j) = (v(1), \dots, v(j)) \in \mathbb{R}^j$ denote the smallest j entries in v , ties broken arbitrary. For every $z > 0$ we denote by $\|v\|_{z,j} = \|\text{smallest}(v, j)\|_z$.

The corresponding loss function for every set P of k points is then

$$\|(D(\ell_1, P), \dots, D(\ell_n, P))\|_{1, n-j}.$$

Coreset. Coreset is a problem dependent data summarization. The definition of coreset is not consistent among papers. In this thesis, the input is usually a set of lines in \mathbb{R}^d , but for the streaming case in Section 4.5 we compute coreset for union of (weighted) coresets and thus weights will be needed. We use the following definition of Feldman and Kfir [22].

Definition 12 (ε -coreset [22]). For an approximation error $\varepsilon > 0$, the weighted set $S' = (S, u)$ is called an ε -coreset for the query space (P', Y, f, loss) , if $S \subseteq P$, $u : S \rightarrow [0, \infty)$, and for every $y \in Y$ we have

$$(1 - \varepsilon)f_{\text{loss}}(P', y) \leq f_{\text{loss}}(S', y) \leq (1 + \varepsilon)f_{\text{loss}}(P', y).$$

Theorem 13 (coreset for k -line median). Let $L' = (L, w)$ be a weighted set of n lines in \mathbb{R}^d , $k \geq 1$ be an integer, $\varepsilon, \delta \in (0, 1)$ and $m > 1$ be an integer such that

$$m \geq \frac{cd^2k \log^2(k) \log^2(n) + \log(1/\delta)}{\varepsilon^2},$$

for some universal constant $c > 0$ that can be determined from the proof, and $\mathcal{Q}_k = \{B \subseteq \mathbb{R}^d \mid |B| = k\}$. Let (S, u) be the output of a call to $\text{CORESET}(L, k, m)$; see Algorithm 4. Then, with probability at least $1 - \delta$, (S, u) is an ε -coreset for the query space $(F_{L'}^*, \mathcal{Q}_k, D, \|\cdot\|_1)$, where $F_{L'}^*$ is defined as in

Corollary 25. Moreover, (S, u) can be computed in time

$$O(d^2 n \log(n) k \log k) + ndk^{O(k)}.$$

Theorem 14. *Let $stream = \{\ell_1, \ell_2, \dots\}$ be a stream of lines in \mathbb{R}^d , and let $n > 0$ denote the number of lines seen so far in the stream. Let $k \geq 1$ be an integer; $c > 0$ be a suffice large constant, $\varepsilon, \delta \in (0, 1)$, and let*

$$m \geq \frac{cd^2 k \log^2(k) \log^2(n) \log(e/\delta)}{\varepsilon^2}.$$

For every $h \geq 1$ we define

$$\text{hlf}(h) = \frac{ch^9 m^3}{\ln^3(n)}. \quad (2.1)$$

Let S'_1, S'_2, \dots be the output of a call to $\text{STREAMING-CORESET}(stream, \varepsilon/6, \delta/6, \text{CORESET}, \text{hlf})$, where a call to $\text{CORESET}((Q, w), \varepsilon, \delta)$ returns a weighted set $S' = (S, u)$ whose overall weight is $\sum_{p \in S} u(p) = \sum_{p \in Q} w(p)$; See Alg. 5. Then, with probability at least $1 - \delta$, the following hold. For every $n \geq 1$:

(i) (Correctness) S'_n is an ε -coreset of $(L_n, \mathcal{Q}_k, D, \|\cdot\|_1)$, where L_n is the first n lines in stream.

(ii) (Size)

$$|S'_n| \in O\left(\frac{m^3}{\ln^3 n}\right).$$

(iii) (Memory) there are

$$b \in O(m^3)$$

lines in memory during the streaming.

(iv) (Update time) S'_n is outputted in additional

$$t \in O(d^2 b \log(b) k \log k) + bdk^{O(k)}$$

time after S'_{n-1} .

(v) (Overall time) S'_n is computed in nt time.

Chapter 3

Algorithms

In this section we present a bi-criteria approximation algorithm for the k -line median problem. The main pseudo code is in Algorithm 2 which calls Algorithm 1 as a sub-routine.

Overview of Algorithm 1. The algorithm gets as an input a set L of n lines in \mathbb{R}^d , and returns a set $G \subseteq \mathbb{R}^d$ of $\binom{n}{2}$ points that we call a centroid-set. This centroid set contains an approximated solution for the k -median of L as proved in Lemma 16. This is by simply iterating over every pair (ℓ, ℓ') of input lines in L , and computing the closest point to ℓ' that is contained in ℓ .

Algorithm 1: CENTROID-SET(L)

Input: A finite set L of n lines in \mathbb{R}^d .

Output: A set $G \subseteq \mathbb{R}^d$ of $O(n^2)$ points that satisfies Lemma 16.

```
1 for every  $\ell \in L$  do
2   for every  $\ell' \in L \setminus \ell$  do
3     Compute  $q(\ell, \ell') \in \arg \min_{x \in \ell} D(\ell', x)$ 
        // the closest point on  $\ell$  to  $\ell'$ . Ties broken
        arbitrarily.
4    $Q(\ell) := \{q(\ell, \ell') \mid \ell' \in L \setminus \{\ell\}\}$ 
5    $G := \bigcup_{\ell \in L} Q(\ell)$ 
6 return  $G$ 
```

Overview of Algorithm 2. The input to the algorithm is a set L consist of n lines in \mathbb{R}^d and a positive integer $m \geq 1$. In each iteration of the algorithm it picks a small uniform sample S of the input in Line 4, compute their centroid-set G using a call to Algorithm 1 in Line 5, and add them to the output set B in Line 6. Then, in Line 7, a constant fraction of the closest lines to G is removed from the input set L . The algorithm then continues recursively for the next iteration, but only on the remaining set of lines until almost no more lines remain. The output is the resulting set B .

Algorithm 2: BI-CRITERIA-APPROXIMATION(L, m)

Input: A set L of n lines in \mathbb{R}^d , and an integer $m \geq 1$.
Output: A set $B \subseteq \mathbb{R}^d$ which is, with probability at least $1/2$, an (α, β) -approximation for the k -median of L , where $\alpha \in O(1)$ and $\beta = O(m^2 \log n)$.
 // See Definition 26 and Theorem 30.

```

1  $B := \emptyset$ 
2  $X := L$ 
3 while  $|X| > 100$  do
4   Pick a sample  $S$  of  $|S| \geq m$  lines, where each line  $\ell \in S$  is sampled i.i.d and uniformly
   at random from  $X$ .
5    $G := \text{CENTROID-SET}(S)$ 
6    $B := B \cup G$ 
7    $X' :=$  the closest  $7|X|/11$  lines in  $X$  to  $G$ . Ties broken arbitrarily.
8    $X := X \setminus X'$ 
9 return  $B$ 
```

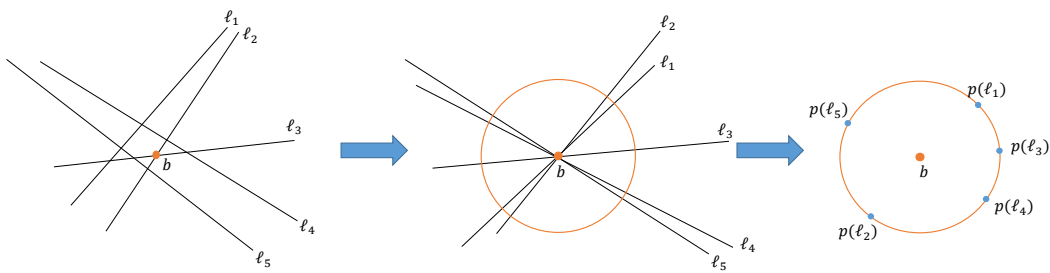


Figure 3-1: Example of running Alg. 3 for lines on the plane. (left) The input is a set $L = \{\ell_1, \dots, \ell_5\}$ of lines and a single center b on the plane. (middle) Every line is translated to b and we define unit sphere \mathbb{S}^{d-1} around it. (right) The intersection point $p(\ell_i)$ of each line ℓ_i with the unit sphere \mathbb{S}^{d-1} around b is computed.

Overview of Algorithm 3. The input is a set L of lines in \mathbb{R}^d , a point $b \in \mathbb{R}^d$ and an integer $k \geq 1$ for the number of desired centers. This procedure is called from Algorithm 4, where b is an approximation to the 1-median of L . The output is a function s that maps every line $\ell \in L$ to $[0, \infty)$, and is being used in Lemma 33 proof. We first define in Line 1 a unit sphere \mathbb{S}^{d-1} that is centered around b . Next, in Line 3 for each line $\ell \in L$ we define $\ell' \subseteq \mathbb{R}^d$ to be the translation of the line ℓ to b . In Lines 4–5, we replace every line ℓ' with one of its two intersections with \mathbb{S}^{d-1} , and define the union of these points to be the set Q . In Line 6 we call the sub-procedure **WEIGHTED-CENTERS-SENSITIVITY** that is described in [14]. This procedure returns the sensitivities of the query space of k -weighted centers queries on Q . As stated in Theorem 32, the total sensitivities of this coreset is $k^{O(k)} \log n$. Finally, in Line 7, we convert the output sensitivity $s(p)$ of each point p in Q to the output sensitivity $s(\ell)$ of the corresponding line ℓ in L .

Algorithm 3: SENSITIVITY-BOUND(L, b, k)

Input: A set L of n lines in \mathbb{R}^d , a point $b \in \mathbb{R}^d$ and integer $k \geq 1$.
Output: A (sensitivity) function $s : L \rightarrow [0, \infty)$.

- 1 $\mathbb{S}^{d-1} := \{x \in \mathbb{R}^d \mid \|x - b\| = 1\}$ // the unit sphere that is centered at b .
- 2 **for** $\ell \in L$ **do**
- 3 $\ell' :=$ the line $\{x - b \mid x \in \ell\}$ that is parallel to ℓ and intersects b // see Fig. 3-1.
- 4 $p(\ell') :=$ an arbitrary point in the pair $\ell' \cap \mathbb{S}^{d-1}$
- 5 $Q := Q \cup \{p(\ell') \mid \ell \in L\}$
- 6 $u :=$ **WEIGHTED-CENTERS-SENSITIVITY**($Q, 2k$) // see algorithm overview.
- 7 Set $s : L \rightarrow [0, \infty)$ such that for every $\ell \in L$

$$s(\ell) := u(p(\ell')).$$

8 **return** s

Overview of Algorithm 4. The algorithm gets a set L of lines in \mathbb{R}^d , an integer $k \geq 1$ for the number of desired centers and a positive integer $m \geq 1$ for the coreset size, and returns an ε -coreset for L ; See Definition 12. In Line 2 a small set B of points that approximate the k -median of L is computed via a call to BI-CRITERIA-APPROXIMATION. In Line 3 the lines in L are clustered according to their nearest point in B , and in Line 5 the sensitivity of the lines in the cluster L_b are computed for each center $b \in B$. In the second "for" loop between Lines 8–10 we set the sensitivity of each line to be the sum of the scaled distance of the line to its nearest center b (translation), and the sensitivity s_b that measure its importance with respect to its direction (rotation). Here, scaled distance means that the distance is divided by the sum of distances $\text{cost}(L, B)$ over all the lines in L . The If statement in Line 7 is used to avoid division by zero. In Line 12 we pick a random sample S from L , where the probability of choosing a line ℓ is proportional to its sensitivity $s(\ell)$. In Line 13 we assign a weight to each line, that is inverse proportional to the probability of sampling it. The resulting weighted set (S, u) is returned in Line 14.

Algorithm 4: CORESET(L, k, m)

Input: A finite set L of lines in \mathbb{R}^d , number $k \geq 1$ of centers and the coreset size $m \geq 1$.

Output: A weighted set (“coreset”) (S, u) that satisfies Theorem 13.

- 1 $j := cdk \log_2 k$, where c is a sufficient large constant $c > 0$ that can be determined from the proof of Theorem 30.
- 2 $B := \text{BI-CRITERIA-APPROXIMATION}(L, j)$ // see Algorithm 2
- 3 Compute a partition $\{L_b \mid b \in B\}$ of L such that L_b is the set (cluster) of lines that are closest to the point $b \in B$. Ties broken arbitrarily.
- 4 **for every** $b \in B$ **do**
- 5 $s_b := \text{SENSITIVITY-BOUND}(L_b, b, k)$
 // the sensitivity of each line $\ell \in L_b$ that was translated
 onto b ; see Algorithm 3
- 6 **for every** $b \in B$ **and** $\ell \in L_b$ **do**
- 7 **if** $\text{cost}(L, B) > 0$ **then**
- 8 $s(\ell) := \frac{D(\ell, b)}{\text{cost}(L, B)} + 2 \cdot s_b(\ell)$
- 9 **else**
- 10 $s(\ell) := s_b(\ell)$
- 11 $\text{prob}(\ell) := \frac{s(\ell)}{\sum_{\ell' \in L} s(\ell')}$
- 12 Pick a sample S of at least m lines from L , where each line $\ell \in L$ is sampled i.i.d. with probability $\text{prob}(\ell)$.
- 13 Set $u : S \rightarrow [0, \infty)$ such that for every $\ell \in S$

$$u(\ell) := \frac{1}{|S| \text{prob}(\ell)}.$$

14 **return** (S, u)

Chapter 4

Analysis

In this chapter we will prove and analyze the correctness and running time of each one of the aforementioned algorithms in the last chapter.

4.1 Algorithm 1: CENTROID-SET

4.1.1 Analysis of Algorithm 1: CENTROID-SET

Algorithm 1 gets a set L of n lines in \mathbb{R}^d and returns a set $G \subseteq \mathbb{R}^d$ of $\binom{n}{2}$. In this section we prove that G contains a constant factor approximation for the k -median of L , as stated in Lemma 16.

A main observation that we use is that the distance from a point p to a line A is the same as its weighted distance to a point H . Here, H and the weight depends only on the two lines and not on the point p . This is easy to see for the case of two lines on the plane. Less intuitive is the fact that this holds also for 2-lines in 3-dimensional space, and is described as follows.

Lemma 15 ([10]). *Let f be a j -dimensional affine linear subspace in \mathbb{R}^d , for some $j \in [d-1]$. Let g be an affine linear subspace in \mathbb{R}^d of any dimension such that g does not contain a translation of f . Let (v, ω) denote the affine linear subspace v and the constant $\omega > 0$ which are the output of the algorithm `WEIGHTED-FLAT`(f, g); see Fig 4.7 in [10]. Then v is an affine linear subspace of*

dimension at most $j - 1$, and for each $p \in f$ we have

$$D(g, p) = w \cdot D(v, p).$$

The following lemma proves that for every line $\ell \in L$, the output set $G \subseteq \mathbb{R}^d$ of a call to $\text{CENTROID-SET}(L)$ contains a set $P \subseteq G$ that approximates the distance to ℓ from every set of k points in \mathbb{R}^d . Note that this claim is much stronger than the claim that, say, the sum of distances is approximated by P . We need this stronger claim for the robust and generic approximation that is stated in Theorem 18. Recall that $\rho > 0$ is defined such that $D(a, b) \leq \rho(D(a, c) + D(c, b))$ for every $a, b, c \in \mathbb{R}^d$, we define the following lemma.

Lemma 16. *Let L be a set of n lines in \mathbb{R}^d , $k \geq 1$ be an integer, and let $G \subseteq \mathbb{R}^d$ be the output of a call to $\text{CENTROID-SET}(L)$; See Alg. 1. Then, for every set $P \subseteq \mathbb{R}^d$ of size $|P| = k$, there is a set $P'' \subseteq G$ of k points such that*

$$\forall \ell \in L : D(\ell, P'') \leq 4\rho^2 \cdot D(\ell, P).$$

Moreover, G can be computed in $O(d^2 n^2)$ time.

Proof. Let $P \subseteq \mathbb{R}^d$ be a set of k points. Let $\ell \in L$, and $p \in P$ denote a closest point in P to ℓ . Let $p' = \pi(p, \bigcup_{\ell'' \in L} \ell'')$ denote the projection of p onto its closest line ℓ' in L , and let $P' = \{p' \mid p \in P\}$ denote the union over every $p \in P$; See Fig. 4-1. Hence,

$$\begin{aligned} D(\ell, p') &= D(\pi(p', \ell), p') \\ &\leq D(\pi(p, \ell), p') \end{aligned} \tag{4.1}$$

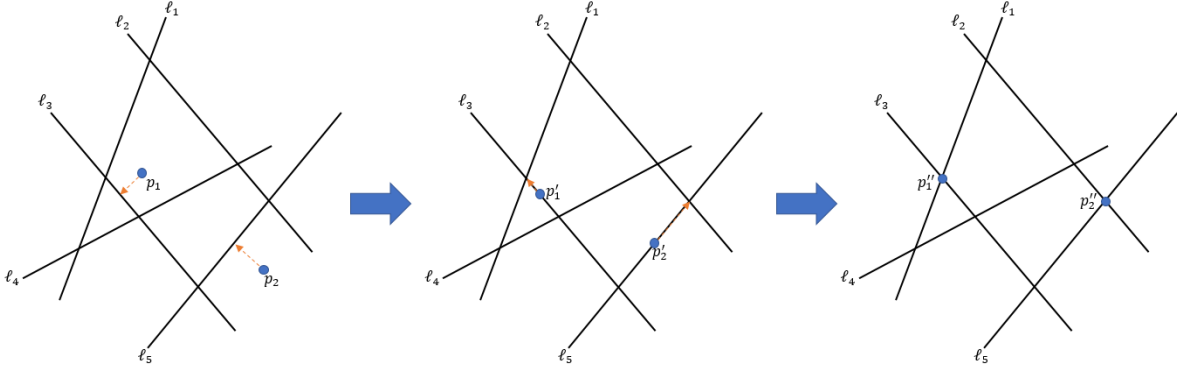
$$\leq \rho(D(\pi(p, \ell), p) + D(p, p')) \tag{4.2}$$

$$\begin{aligned} &= \rho(D(\ell, p) + D(p, p')) \\ &\leq 2\rho D(\ell, p) \end{aligned} \tag{4.3}$$

$$= 2\rho D(\ell, P) \tag{4.4}$$

where (4.1) is by the definition of $\pi(p', \ell)$, (4.2) is by the triangle inequality, and (4.3) holds since p' is defined to be the closest point to p in $\bigcup_{\ell' \in L} \ell'$.

Figure 4-1: 4-approximation for the $k = 2$ -median of an input set $L = \{\ell_1, \dots, \ell_5\}$ of $n = 5$ lines in the plane. (left) The (unknown, optimal) 2-median $P = \{p_1, p_2\}$ is projected on L to obtain 2-approximation. (middle) Each projected point in $P' = \{p'_1, p'_2\}$ is translated to the nearest intersection point. (right) The resulting set $P'' = \{p''_1, p''_2\}$ is a 4-approximation that is contained in the output $G \subseteq \mathbb{R}^2$ of Algorithm 1.



Let ℓ' be the closest line to p in L that satisfies $p' = \pi(p, \ell')$. Recall that $Q(\ell')$ as defined in Line 4 in Alg. 1 is the union of the $n - 1$ closest points in ℓ' to each $\ell \in L \setminus \{\ell'\}$. Let $p'' \in \arg \min_{q \in Q(\ell')} D(p', q)$ denote a closest point to p' in $Q(\ell')$, and $P'' = \bigcup_{p' \in P'} \arg \min_{q \in Q(\ell')} D(p', q)$ denote the union over every $p' \in P'$; See Fig. 4-1.

Substituting $j = 1$, $f = \ell'$ and $g = \ell$ in Lemma 15 and noting that $p'' \in \ell'$ yields that there is $\omega \geq 0$ and $v \in \mathbb{R}^d$ such that

$$\forall t \in \ell' : D(\ell, t) = \omega \cdot D(v, t). \quad (4.5)$$

Note that Lemma 15 consider the case where ℓ and ℓ' are not parallel one to each other. However, elementary geometry implies that (4.5) still holds, since in this case $\omega = 1$ and $D(\ell, \ell') = D(\ell, v)$

for any $v \in \ell'$. This gives us

$$\pi(v, \ell') \in \arg \min_{t \in \ell'} D(v, t) \quad (4.6)$$

$$\begin{aligned} &= \arg \min_{t \in \ell'} D(\ell, t)/w \\ &= \arg \min_{t \in \ell'} D(\ell, t) \subseteq Q(\ell') \end{aligned} \quad (4.7)$$

where (4.6) is by (4.5). Hence,

$$\begin{aligned} D(\ell, P'') &\leq D(\ell, p'') \\ &= \omega \cdot D(v, p'') \end{aligned} \quad (4.8)$$

$$\leq \omega \rho \cdot (D(v, p') + D(p', p'')) \quad (4.9)$$

$$\leq \omega \rho \cdot (D(v, p') + D(p', \pi(v, \ell'))) \quad (4.10)$$

$$\leq 2\omega \rho \cdot D(v, p') \quad (4.11)$$

$$= 2\rho D(\ell, p'), \quad (4.12)$$

where (4.8) follows by substituting $t = p''$ in (4.5), (4.9) holds by the approximated triangle-inequality; See Section 2.1. Inequality (4.10) holds by combining (4.7) and the definition of p'' as the closest point to p' in $Q(\ell')$, and (4.11) holds since $p' \in \ell'$ and by the Pythagorean Theorem its distance to any point $v \in \mathbb{R}^d$ is larger than the projection of v on ℓ' , i.e.,

$D(p', \pi(v, \ell')) \leq D(p', v)$; See Fig. 4-2. This proves Lemma 16 since

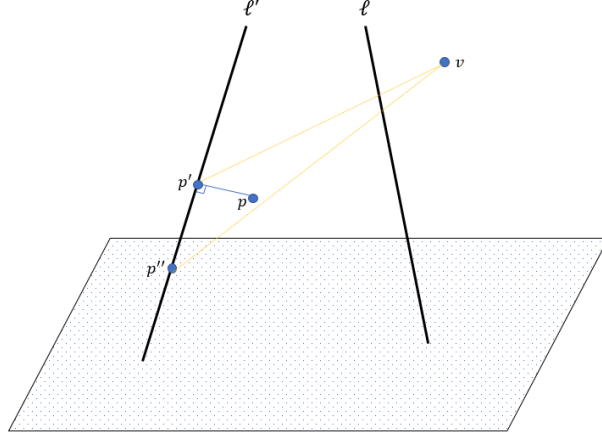
$$D(\ell, P'') \leq 2\rho D(\ell, p') \leq 4\rho^2 D(\ell, P),$$

where the first inequality is by (4.12) and the second is by (4.4).

The running time of Algorithm 1 is dominated by Lines 1–2, that is executed $O(n^2)$ times. Each time the distance between a pair of lines in \mathbb{R}^d is computed. This can be done in $O(d^2)$ time via solving a d^2 -degree polynomial equation. Hence, the overall running time of Alg. 1 is $O(d^2) \cdot n(n-1) \in O(d^2 n^2)$. \square

Figure 4-2: Illustration of the proof of Lemma 16 for $d = 3$ dimensional space.

(i) For every pair ℓ and ℓ' of lines, there is a point v and a weight (scalar) $w > 0$ that satisfies the following: the distance of every $p'' \in \ell$ to the line ℓ is the same as its weighted distance to the point v . (ii) p' is the projection of p onto ℓ' , and its distance to v is larger than $D(v, \ell')$.



The following observation is based on Definition 4. It states that if there is a center that approximates the distance to the optimal solution per point, then it also approximates e.g. max, sum, or sum of squared distances to all the points.

Observation 17 ([21]). Let $\text{cost}_{\text{dist}, \text{lip}, f}(A, q) = f(\text{lip}(\text{dist}(a_1, q)), \dots, \text{lip}(\text{dist}(a_n, q)))$ be defined as in Definition 4. Let $q^*, q' \in Q$ and let $c \geq 1$. If $\text{lip}(\text{dist}(a_i, q')) \leq c \cdot \text{lip}(\text{dist}(a_i, q^*))$ for every $i \in [n]$, then

$$\text{cost}_{\text{dist}, \text{lip}, f}(A, q') \leq c^{rs} \cdot \text{cost}_{\text{dist}, \text{lip}, f}(A, q^*). \quad (4.13)$$

The following result is an example application of combining Lemma 16 and Observation 17. It states that the output of Algorithm 1 also contains a constant factor approximation for solving k -median of lines with outliers. Even if the points of this k -median have additional constraints (such as being subset of the input, restricted zones, or far from specific areas). This is although the algorithm uses only Euclidean distances. The same output set also contains an approximation to the k centers that minimizes sum of squared distances, or maximum distance.

In the next chapters the approximation factor is reduced to $1 + \varepsilon$ and the running time is reduced to be near-linear in n . This is by applying Algorithm 1 only on small subsets of the input and using it as a building block for computing coresets.

Recall that $\text{cost}(L', P)$ is the sum of weighted distances from a set of lines L' to a set of points P , and $\text{closest}(L', P, m) \in \arg \min_{X' \subseteq X, |X'|=m} \text{cost}(L', P)$ denote the sum of weighted distances from P to its m closest lines in L' ; see Definitions 6 and 8, respectively.

Theorem 18 (*k*-median approximation with outliers). *Let $L = \{\ell_1, \dots, \ell_n\}$ be a set of n lines in \mathbb{R}^d , $k \geq 1$ be an integer and $G \subseteq \mathbb{R}^d$ be an output of a call to **CENTROID-SET**(L); See Alg. 1. Then for every integer $m \in [n - 1]$ and a set $P \subseteq \mathbb{R}^d$ of k points, there exists a set $P'' \subseteq G$ of $|P''| = k$ points that robustly approximates the sum of distances from P to L up to a constant factor, i.e.,*

$$\text{cost}(\text{closest}(L, P'', m), P'') \leq 4\rho^2 \cdot \text{cost}(\text{closest}(L, P, m), P). \quad (4.14)$$

Proof. Let $m \in [n - 1]$ and $P \subseteq \mathbb{R}^d$, $|P| = k$. By Lemma 16, there exists a set $P'' \subseteq G$, $|P''| = k$ such that

$$\forall \ell \in L : D(\ell, P'') \leq 4\rho^2 \cdot D(\ell, P). \quad (4.15)$$

Let X be a set of all the lines in \mathbb{R}^d , $Q = \{Y \subseteq \mathbb{R}^d \mid |Y| = k\}$ be the union over every set of k points in \mathbb{R}^d , $A = L$, $\text{dist} = D$, $\text{lip}(x) = x$ for every $x > 0$. Let

$$f(x_1, \dots, x_n) = \min_{\substack{M \subseteq \{x_1, \dots, x_n\} \\ |M|=m}} \sum_{x \in M} x$$

denote the sum of the m smallest numbers in $\{x_1, \dots, x_n\}$, $c = 4\rho^2$ and the two sets

$Q^* \in \arg \min_{P^* \subseteq \mathbb{R}^d, |P^*|=k} \text{cost}(L, P^*)$ and $Q' = P''$. Substituting these in Observation 17, yields

$$\begin{aligned} \text{cost}(\text{closest}(L, P'', m), P'') &= f(D(\ell_1, P''), \dots, D(\ell_n, P'')) \\ &\leq c^{rs} \cdot f(D(\ell_1, P), \dots, D(\ell_n, P)) \end{aligned} \quad (4.16)$$

$$\begin{aligned} &= c^{rs} \cdot \text{cost}(\text{closest}(L, P, m), P) \\ &= 4\rho^2 \cdot \text{cost}(\text{closest}(L, P, m), P), \end{aligned} \quad (4.17)$$

where (4.16) holds by (4.13) and (4.17) holds since lip and f are both 1-log-Lipschitz functions,

i.e. $r = s = 1$, which proves the theorem. □

4.1.2 EM Algorithm for k -Line Mean

A natural competitor for our k -line median constant factor approximation is the EM-algorithm, adopted for the special case of the k -line mean problem. We apply it for the sum of squared distances below.

Theorem 19. *Let L be a set of n lines in \mathbb{R}^d . Then we can compute*

$$\min_{x \in \mathbb{R}^d} \sum_{\ell \in L} D^2(x, \ell)$$

in $O(nd^2)$ time.

Proof. Let

$$f(x) = \sum_{i \in [n]} D^2(x, \ell_i).$$

For every $i \in [n]$, we denote each line $\ell_i \in L$ by the set of points $\{t_i a_i - d_i \mid a_i, d_i \in \mathbb{R}^d, t_i \in \mathbb{R}\}$.

Let the line $\ell_i \in L$ and $x \in \mathbb{R}^d$, from the algebraic definition of distance between x to ℓ_i we get

$$D^2(x, \ell_i) = (a_i^T(x - d_i))^2 = (a_i^T x - b_i)^2 = (a_i^T x)^2 + (b_i)^2 - 2 \cdot a_i^T x \cdot b_i,$$

where the scalar $b_i = a_i^T d_i$, for every $i \in [n]$. The derivative of the squared distance from x to ℓ_i is then

$$\begin{aligned} \frac{\partial}{\partial x} D^2(x, \ell_i) &= \frac{\partial}{\partial x} ((a_i^T x)^2 + (b_i)^2 - 2 \cdot a_i^T x \cdot b_i) \\ &= \frac{\partial}{\partial x} ((a_i^T x)^2) + \frac{\partial}{\partial x} (b_i)^2 - \frac{\partial}{\partial x} (2 \cdot a_i^T x \cdot b_i) \\ &= \frac{\partial}{\partial x} ((a_i^T x)^2) - \frac{\partial}{\partial x} (2 \cdot a_i^T x \cdot b_i) \\ &= 2(a_i^T x) \cdot a_i - 2b_i \cdot a_i, \end{aligned}$$

since for every $a, b, c \in \mathbb{R}^d$ we have $(a^T b)c = b(a^T c)$, we get

$$\frac{\partial}{\partial x} D^2(x, \ell) = 2x \cdot (a_i^T a_i) - 2b_i \cdot a_i,$$

and summing it over every line $\ell_i \in L$ yields

$$\begin{aligned} \frac{\partial}{\partial x} f(x) &= \frac{\partial}{\partial x} \sum_{i \in [n]} D^2(x, \ell_i) \\ &= \sum_{i \in [n]} \frac{\partial}{\partial x} D^2(x, \ell_i) \\ &= \sum_{i \in [n]} (2x \cdot (a_i^T a_i) - 2b_i \cdot a_i) \\ &= \sum_{i \in [n]} 2x \cdot (a_i^T a_i) - \sum_{i \in [n]} 2b_i \cdot a_i. \end{aligned}$$

By $\frac{\partial}{\partial x} f(x) = 0$ we have

$$\begin{aligned} \sum_{i \in [n]} 2x \cdot (a_i^T a_i) - \sum_{i \in [n]} 2b_i \cdot a_i &= 0 \\ \sum_{i \in [n]} x \cdot (a_i^T a_i) &= \sum_{i \in [n]} b_i \cdot a_i \\ x &= \frac{\sum_{i \in [n]} b_i \cdot a_i}{\sum_{i \in [n]} (a_i^T a_i)} \\ x &= \frac{\sum_{i \in [n]} b_i \cdot a_i}{\sum_{i \in [n]} \|a_i\|^2}. \end{aligned}$$

For every $i \in [n]$, substitute $b_i = a_i^T d_i$ and consider $(a_i^T d_i)a_i = \|a_i\|^2 d_i$ finally yields

$$x = \frac{\sum_{i \in [n]} (a_i^T d_i) \cdot a_i}{\sum_{i \in [n]} \|a_i\|^2} = \frac{\sum_{i \in [n]} \|a_i\|^2 \cdot d_i}{\sum_{i \in [n]} \|a_i\|^2}$$

□

By the last theorem, given a set L of lines in \mathbb{R}^d , one can compute its 1-line mean in linear time in the input size. Consider the following procedure: (1) randomly partition L into k clusters of lines, (2) compute each cluster's mean and (3) sum the squared distances from each line to its nearest mean in the cluster. Run the last procedure iteratively until a tunable stop condition is being achieved - works in practice and is measure in the next section - although, unlike our k -line median, its error and running time are unbounded.

4.2 Algorithm 2: BI-CRITERIA-APPROXIMATION

An α -approximation for the k -median of a set L of n lines, is a set $P_\alpha \subseteq \mathbb{R}^d$ of k points such that

$$\text{cost}(L, P_\alpha) \leq \alpha \cdot \min_{P^* \subseteq \mathbb{R}^d, |P^*|=k} \text{cost}(L, P^*).$$

A β -approximation for the k -median of L is a set $P_\beta \subseteq \mathbb{R}^d$ of βk points such that

$$\text{cost}(L, P_\beta) \leq \min_{P^* \subseteq \mathbb{R}^d, |P^*|=k} \text{cost}(L, P^*).$$

An (α, β) -approximation, also known as bi-criteria approximation, is a mixture of the two above approximations: it is a set $B \subseteq \mathbb{R}^d$ of βk points such that

$$\text{cost}(L, B) \leq \alpha \cdot \min_{P^* \subseteq \mathbb{R}^d, |P^*|=k} \text{cost}(L, P^*).$$

Algorithm 2 gets a set L on n lines in \mathbb{R}^d , and outputs such an (α, β) -approximation for L , where $\alpha = 4\rho^2$ and $\beta \in O(dk \log(k) \log n)$, as proved in Theorem 30.

Algorithm 2 is a special case of the framework for computing bi-criteria approximation as suggest Theorem 2.2 in [11].

In order to apply this theorem for the k -median of lines problem, we need three ingredient:

1. A bound on the VC-dimension ("complexity") that corresponds to the k -median of lines

problem, as formally stated in Definition 10 and bounded in Corollary 25. This VC-dimension d^* determines the required size of the random sample that is picked in Line 4 of Algorithm 2, as stated in Corollary 28.

2. An algorithm that computes a provably robust median of the sample as in Definition 27. This is done via the CENTROID-SET that was suggested on Algorithm 1. However, now the running time is faster due to the small sample size.

In Section 4.2.1 we use classic results from the theory of PAC-learning to bound the VC-dimension. Then, in Section 4.2.2 we plug this bound with the CENTROID-SET algorithm in the general bi-criteria framework to obtain the desired (α, β) -approximation.

4.2.1 Bound on the VC-Dimension

We first define the classic notion of VC-dimension, that is usually related to the PAC-learning theory [26].

Definition 20 (range space [13]). *A range space is a pair (L, ranges) where L is a set, called ground set and ranges is a family (set) of subsets of L , called ranges.*

Definition 21 (VC-dimension [13]). *The VC-dimension of a range space (L, ranges) is the size $|S|$ of the largest subset $S \subseteq L$ such that*

$$|\{S \cap \text{range} \mid \text{range} \in \text{ranges}\}| = 2^{|S|}.$$

Definition 22 (range space of functions [13, 20, 12]). *Let F be a finite set of functions from a set \mathcal{Q} to $[0, \infty)$. For every $Q \in \mathcal{Q}$ and $r \geq 0$, let*

$$\text{range}(F, Q, r) = \{f \in F \mid f(Q) \geq r\}.$$

Let

$$\text{ranges}(F) = \{\text{range}(F, Q, r) \mid Q \in \mathcal{Q}, r \geq 0\}.$$

Finally, let $\mathcal{R}_{\mathcal{Q}, F} = (F, \text{ranges}(F))$ be the range space induced by \mathcal{Q} and F .

To bound the VC-dimension, we use the following theorem that bounds VC-dimension of range spaces that correspond to polynomial functions.

In what follows, $\text{sgn}(x)$ denotes the sign of $x \in \mathbb{R}^d$. More precisely, $\text{sgn}(x) = 1$ if $x > 0$, $\text{sgn}(x) = -1$ if $x < 0$, and $\text{sgn}(x) = 0$ otherwise.

Theorem 23 (Theorem 3 in [36] and Lemma 6 in [13]). *Let $\{f_1, \dots, f_m\}$ be real polynomials in $d^* < m$ variables, each of degree at most $b \geq 1$. Then the number of sign sequences $(\text{sgn}(f_m(x)), \dots, \text{sgn}(f_1(x))), x \in \mathbb{R}^d$, that consist of the terms $1, -1$ is at most $\left(\frac{4ebm}{d^*}\right)^{d^*}$.*

Corollary 24 (Corollary 3.1 in [36]). *If $b \geq 2$ and $m \geq 8d^* \log_2 b$, then the number of distinct sequences as in the above theorem is less than 2^m .*

Reformulating the query space for k -median of lines as a set of n polynomial functions, allow us to bound the VC-dimension of the query space via Corollary 24. The proof of the following corollary is very similar to the proof in [13] for the case of k centers medians for given a finite set of n lines.

Corollary 25. *Let \mathcal{Q}_k be the family (set) of all sets which are the union of k points in \mathbb{R}^d and let $L = \{\ell_1, \dots, \ell_n\}$ be a set of n lines in \mathbb{R}^d . Let $F_L^* = \{f_1, \dots, f_n\}$, where $f_i(Q) = D(\ell_i, Q)$ for every $i \in [n]$ and $Q \in \mathcal{Q}_k$. Then the dimension of the range space $\mathcal{R}_{\mathcal{Q}_k, F_L^*}$ that is induced by \mathcal{Q}_k and F_L^* is $O(dk \log k)$.*

Proof. We first show that for the case $k = 1$, the VC-dimension of the range space $\mathcal{R}_{\mathcal{Q}_k, F_L^*}$ is $O(d)$. Then the result follows from the fact that the k -fold intersection of range spaces of VC-dimension $O(d)$ has VC-dimension $O(dk \log k)$ [5, 9].

If $n < d$ then the result is immediate. Thus, we consider the case $n > d$. We will first argue that the Euclidean distance function from a point to a line can be written as a polynomial in $O(d)$ variables. Indeed, let $Q \in \mathcal{Q}_k$. For every $i \in [n]$, we define $D(\ell_i, Q) = \min_{q \in Q} \|(q - t_i)^T X_i\|$, where $X_i \in \mathbb{R}^{d \times (d-1)}$ s.t. $X_i^T X_i = I$, $t_i \in \mathbb{R}^d$ correspond to the line ℓ_i and $q \in \mathbb{R}^d$ is the unknown point. Therefore, for some $r > 0$, $D^2(\ell_i, Q) - r^2 = \min_{q \in Q} \|(q - t_i)^T X_i\|^2 - r^2$ is a polynomial of constant degree $b = 2$ with $d^* \in O(d)$ variables.

Consider a subset $Y \subset F$ s.t. $|Y| = m = 8d^*$, and denote the functions in Y by $\{f_1, \dots, f_m\}$. Our next step is to upper bound the number of distinct ranges in our range space $\mathcal{R}_{\mathcal{Q}_k, F_L^*}$ that intersects Y , for $k = 1$. Let $Q \in \mathcal{Q}_k$ and $r \geq 0$. By defining

$$\text{range}(L, Q, r) = \{\ell \in L \mid D(\ell, Q) \leq r\}$$

for every $i \in [n]$ we have $D(\ell_i, Q) \geq r$, if and only if $\text{sgn} \left(\min_{q \in Q} \|(q - t_i)^T X_i\|^2 - r^2 \right) \geq 0$, where $\text{sgn}(x) = 1$ if $x > 0$, $\text{sgn}(x) = -1$ if $x < 0$, and $\text{sgn}(x) = 0$ otherwise.

Thus, the number of ranges is at most

$$|\text{ranges}(L)| = \left| \left\{ \text{sgn} \left(\min_{q \in Q} \|(q - t_1)^T X_m\|^2 - r^2 \right), \dots, \text{sgn} \left(\min_{q \in Q} \|(q - t_m)^T X_m\|^2 - r^2 \right) \mid Q \in \mathcal{Q}_k, r \geq 0 \right\} \right|.$$

We also observe that for every sign sequence that has zeros, there is a sign sequence corresponding to the same range that only contains 1 and -1 (this can be obtained by infinitesimally changing r). Thus, substituting $f_i = D(\ell_i, Q)$ for every $i \in [n]$ in Theorem 23, yields that the number of such sequences is bounded by $\left(\frac{4ebm}{d^*}\right)^{d^*}$, where $b = 2$ and is the above polynomials degree. By Corollary 24, since $b = 2$ and $m = 8d^*$, the number of such ranges is less than 2^m . At the same time, a range space with VC-dimension d must contain a subset Y of size d such that any subset of Y can be written as $Y \cap \text{range}$ for some $\text{range} \in \text{ranges}(F)$, which implies that the number of such sets is 2^d . Since this is not possible for Y if $m \geq 8d^*$, we know that the VC dimension of our range space is bounded by $8d^* \in O(d)$ (for the case $k = 1$).

Now the result follows by observing that, in the case of k centers, every range is obtained by taking the intersection of k ranges of the range space for $k = 1$. Hence, by Corollary 25 the dimension of the range space $\mathcal{R}_{\mathcal{Q}_k, F_L^*}$ that is induced by \mathcal{Q}_k and F_L^* is $O(dk \log k)$. \square

4.2.2 Analysis of Algorithm 2: BI-CRITERIA-APPROXIMATION

Intuitively, a coreset for k -median of lines supposes to contain the “important” input lines. This is formalized by the sensitivity sampling approach in Theorem 33. Not surprisingly, as in many other coreset constructions, this sampling distribution is based on the optimal solution of the query space (i.e., the query that minimizes the cost). However, computing the optimal query, or k -median in our case, is the original motivation for construction the coreset. To find a lee-way from this chiecken-and-egg problem, we suggest a very rough approximation for the optimal solution, called (α, β) -approximation. Algorithm 2 computes it efficiently, and this type of approximation suffices to bound the sensitivities as is shown in Section 4.3.

Definition 26 ((α, β) -approximation). *Let L be a finite set of lines in \mathbb{R}^d , $k \geq 1$ be an integer and $P^* \subseteq \mathbb{R}^d$ be a k -median of L ; See Definition 10. Then, for every $\alpha, \beta \geq 0$, a set $B \subseteq \mathbb{R}^d$ of $k\beta$ points is called (α, β) -approximation of L , if*

$$\text{cost}(L, B) \leq \alpha \cdot \text{cost}(L, P^*).$$

If $\beta = 1$ then B is called an α -approximation of L . , if $\alpha = \beta = 1$ then B is called the optimal solution.

To prove that the output of Alg. 2 is indeed an (α, β) -approximation for small values of α and β , we use a generic framework by Feldman and Langberg [12].

The first definition is for robust median. That is a point that aims to minimizes the sum of distances from an input set of lines, up to a small fraction γ of outliers that can be ignored. Our approximation can serves only fraction of $(1 - \varepsilon)\gamma$ of its closest input lines, instead of the desired γ . Finally, we aim to get only (α, β) -approx for this robust median. Hence, the following approximation can be regarded as a triple-criteria $(\alpha, \beta, \varepsilon)$ for the optimal median that ignores a γ fraction of outliers.

Definition 27 (robust median [12]). *Let F be a set of n functions from a set X to $[0, \infty)$. Let $0 < \varepsilon, \gamma < 1$, and $\alpha > 0$. For every $x \in X$, let F_x denote the $\lceil \gamma n \rceil$ functions $f \in F$ with the smallest value $f(x)$. Let $Y \subseteq X$, and let G be the set of the $\lceil (1 - \varepsilon)\gamma n \rceil$ functions $f \in F$ with*

smallest value $f(Y) = \min_{y \in Y} f(y)$. The set Y is called a $(\gamma, \varepsilon, \alpha, \beta)$ -median of F , if $|Y| = \beta$ and

$$\text{cost}(G, Y) \leq \alpha \min_{x \in X} \text{cost}(F_x, x),$$

where $\text{cost} : P(X) \times P(X) \rightarrow [0, \infty)$ and $P(X)$ is the power set of X .

Corollary 28 ([12]). Let $\varepsilon \in (0, 1/10)$ and $\delta, \gamma \in (0, 1]$. Let F be a set of $n \geq 1/(\gamma\varepsilon)$ functions from X to $[0, \infty)$, where the VC-dimension of the range space that induced by F and X is d^* . Suppose that we have an algorithm that receives any set $S \subseteq F$ of size

$$|S| \in \Theta \left(\frac{d^* + \log(1/\delta)}{\gamma^2 \varepsilon^4} \right),$$

and returns a set G , $|G| \leq \beta$ that contains a $((1 - \varepsilon)\gamma, \varepsilon, \alpha, 1)$ -median of S in time

$O(1) \cdot \text{SlowMedian}$. Then a $(\gamma, 4\varepsilon, \alpha, \beta)$ -median of F can be computed, with probability at least $1 - \delta$, in time

$$O(1) \cdot \text{SlowMedian} + O(|S|).$$

The following theorem forges a link between robust medians and (α, β) -approximations.

Theorem 29 (Generic Bi-criteria [12]). [Let F be a set of n functions from a set X to $[0, \infty)$. Let $\varepsilon > 0$ and $\delta, \gamma < 1$. Let $\alpha, \beta \geq 0$. Then a set $Z \subseteq X$ of size $|Z| \leq \beta \log_2 n$ can be computed such that, with probability at least $1 - \delta$,

$$\text{cost}(F, Z) \leq (1 + \varepsilon)\alpha \cdot \min_{x \in X} \text{cost}(F, x).$$

This takes time

$$\text{Bicriteria} = O(1) \cdot (nt + \log(n) \cdot \text{SlowMedian} + \text{SlowEpsApprox}),$$

where:

- t is an upper bound on the time it takes to compute $f(Y)$ for a pair $f \in F$ and $Y \subseteq X$ such that $|Y| \leq \beta$.

- $O(\text{SlowMedian})$ is the time it takes to compute, with probability at least $1 - \delta/2$, a $(3/4, \varepsilon, \alpha, \beta)$ -median for a set $F' \subseteq F$.
- $O(\text{SlowEpsApprox})$ is the time it takes to compute a $(1, 0, \alpha, \beta)$ -median for a set $F' \subseteq F$ of size $|F'| = O(1/\varepsilon)$.

Alg. 2 is the specification of the algorithm BICRITERIA in [12] for the case that F is a set L of lines, β is a positive integer, $k \geq 1$, $\varepsilon = 1/11$ and $\alpha = 4$. By plugging our CENTROID-SET algorithm from Lemma 16 and the bound on the VC-dimension in Theorem 23 in the bicriteria framework from [12], we conclude that Alg 2 returns an (α, β) -approx as follows.

Theorem 30. *Let L be a set of n lines in \mathbb{R}^d , $k \geq 1$ be an integer, $\delta \in (0, 1)$ and*

$$m \geq c \left(dk \log_2 k + \log_2 \left(\frac{1}{\delta} \right) \right),$$

for a sufficiently large constant $c > 1$ that can be determined from the proof. Let B be the output set of a call to BI-CRITERIA-APPROXIMATION(L, m); See Algorithm 2. Then,

$$|B| \in O(\log n (dk \log k + \log(1/\delta))) \quad (4.18)$$

and with probability at least $1 - \delta$,

$$\text{cost}(L, B) \leq 4\rho^2 \cdot \min_{P \subseteq \mathbb{R}^d, |P|=k} \text{cost}(L, P).$$

Moreover, B can be computed in $O(nd^2k \log k + m^2 \log n)$ time.

Proof. Let $i \in [\lceil \log_2 n \rceil]$, and consider the values of X, X', S, B and G during the execution of the i th iteration of the main “while” loop in Line 3 of Alg. 2. That is, identify X as the set of lines that were computed in Line 8 during the execution of the $(i - 1)$ th iteration, S be a set of at least m lines that was randomly chosen from X in Line 4, and $G \subseteq \mathbb{R}^d$ be the centroid set that is computed in Line 5 during the i th iteration.

Let $p^* \in \mathbb{R}^d$. Substituting $P = \{p^*\}$, $L = S$, $m = \lceil 10|S|/11 \rceil$ and $k = 1$ in Theorem 18

yields that there is a set $P'' = \{p'\} \subseteq G$ such that

$$\text{cost} \left(\text{closest} \left(S, \{p'\}, \frac{10|S|}{11} \right), \{p'\} \right) \leq 4\rho^2 \cdot \text{cost} \left(\text{closest} \left(S, \{p^*\}, \frac{10|S|}{11} \right), \{p^*\} \right). \quad (4.19)$$

Hence, there is a point $p' \in G$ which is a $((1 - \varepsilon)\gamma, \varepsilon, \alpha, 1)$ -median of S , where $\gamma = 1, \varepsilon = 1/11$ and $\alpha = 4\rho^2$, that can be found via exhaustive search over every point in G , in $O(|G| \cdot |S|)$ time.

Next, recall the definition of $\mathcal{Q}_k = \{Q \subseteq \mathbb{R}^d \mid |Q| = k\}$ as the family of all sets which are the union of k points in \mathbb{R}^d . For every $Q \in \mathcal{Q}_k$, let $f_j(Q) = D(\ell_j, Q)$ and F_L^* be the union of these functions, as defined in Corollary 25. We get that the VC-dimension of the range space that is induced by \mathcal{Q}_k and F is $O(dk \log k)$.

Consider that

$$|S| \in \Theta \left(dk \log_2 k + \log_2 \left(\frac{1}{\delta} \right) \right),$$

substituting in Corollary 28, $d^* = dk \log k, \gamma = 1, \varepsilon = 1/11, \alpha = 4\rho^2$ and $\beta = O(m^2)$, together with (4.19) yields that with probability $1 - \delta$, G is a $(1, 4/11, 4\rho^2, O(m^2))$ -median of X .

Running time. Note that:

- The time it takes to compute $f(Y) = D(\ell, Q)$, i.e., the Euclidean distance from ℓ to Q for a single line $\ell \in X$, and a set $Q \subseteq \mathbb{R}^d$ of $|Q| = O(dk \log k)$ points is $t = O(d^2k \log k)$.
- Defining **SlowMedian** to be the time $O(d^2m^2)$ that it takes to compute G by a call to **CENTROID-SET**(S), and **SlowEpsApprox** is the time it takes to compute a $(1, 0, \alpha)$ -approximation for a set of $1/\varepsilon$ lines (α and ε are defined as above), which, in turn, takes $O(d^2)$ time; See Lemma 16.

Using this and substituting $\alpha = 4\rho^2, \beta = O(m^2), X = \mathcal{Q}_k$ in Theorem 29, when F, ε and γ as above, yields that, with probability at least $1 - \delta$,

$$\text{cost}(L, B) \in O(1) \cdot \min_{P \subseteq \mathbb{R}^d, |P|=k} \text{cost}(L, P),$$

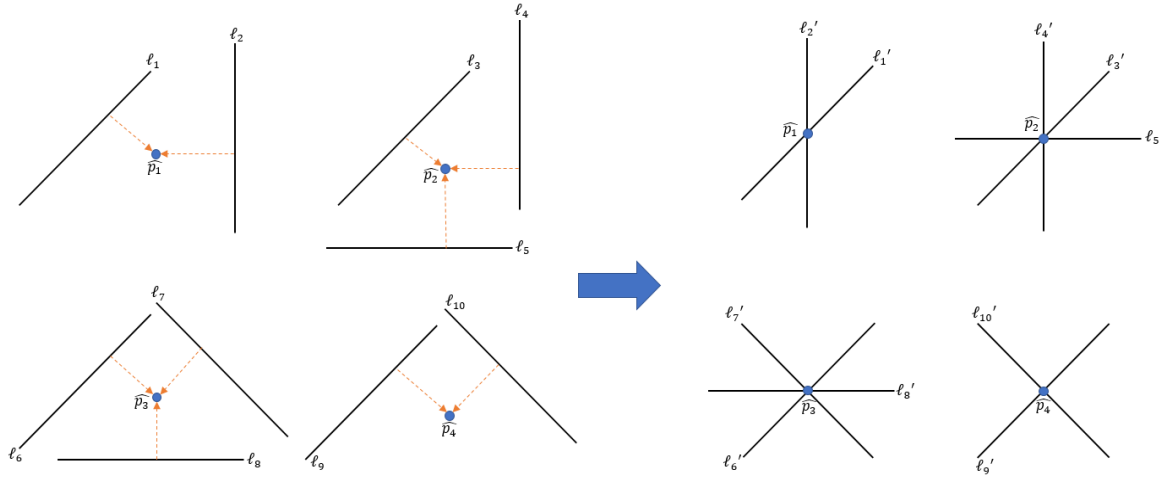
and the running time it takes to compute B is $O(nd^2k \log k + m^2 \log n)$. This proves the theorem 30.

□

4.3 Algorithm 3: SENSITIVITY-BOUND

The generic coreset construction that we use in Algorithm 4 is essentially a non-uniform sample from a distribution that is based on the (α, β) -approximation from Section 4.2.2. This distribution is known as sensitivity which we define and bound in this section.

Figure 4-3: Illustration of Lemma 33 in the planar case. (left) A set $L = \{\ell_1, \dots, \ell_{10}\}$ and its (α, β) -approximation $\hat{P} = \{\hat{p}_1, \hat{p}_2, \hat{p}_3, \hat{p}_4\}$ for its k -median where $k = 2, \alpha = 4$, and $\beta = 2$. **(right)** Each line in L is translated to its nearest points in \hat{P} , resulting in the set $L' = \{\ell'_1, \dots, \ell'_{10}\}$.



The following definition is a special case of the definition of sensitivity in [12] for our problem of k -median of lines.

Definition 31 (sensitivity of lines). *Let L be a set of n lines in \mathbb{R}^d and $k \geq 1$ be an integer. We define the sensitivity of a line $\ell \in L$ by*

$$S_{L,k}^*(\ell) = \sup_{P \subseteq \mathbb{R}^d, |P|=k} \frac{D(\ell, P)}{\text{cost}(L, P)} = \sup_{P \subseteq \mathbb{R}^d, |P|=k} \frac{D(\ell, P)}{\sum_{\ell' \in L} D(\ell', P)}, \quad (4.20)$$

where the sup is over every set of k points in \mathbb{R}^d such that the denominator is positive. The total sensitivity is defined to be the sum over these sensitivities, $S_k^*(L) = \sum_{\ell \in L} S_{L,k}^*(\ell)$. The function

$S_{L,k} : L \rightarrow [0, \infty)$ is a sensitivity bound for $S_{L,k}^*$, if for every $\ell \in L$ we have $S_{L,k}(\ell) \geq S_{L,k}^*(\ell)$. The total sensitivity bound is then defined to be

$$S_k(L) = \sum_{\ell \in L} S_{L,k}(\ell). \quad (4.21)$$

The sensitivity bound that is computed in Algorithm 3 is splitted into two parts. The first part is related to the distance from each line to its bicriteria approx \hat{P} , ignoring its slope. The second part depends only on the slope of its line. In the second case the direction of the line is translated into a unit vector p , and the i th query point is translated into a unit vector c_i with a corresponding weight w_i . The sensitivity of this new query space was bounded by Feldman and Schulman [14] as stated in the following Theorem.

Theorem 32 ([14]). *Let $P \subseteq \mathbb{R}^d$ be as set of n points in \mathbb{R}^d , $k \geq 1$ be an integer and $\delta \in (0, 1)$. For every $p \in P$, let*

$$s^*(p) := \sup_{\substack{\{c_1, \dots, c_k\} \subseteq \mathbb{R}^d \\ \{w_1, \dots, w_k\} \in [0, \infty)^k}} \frac{\min_{i \in [k]} w_i \cdot D(p, c_i)}{\sum_{p' \in P} \min_{i \in [k]} w_i \cdot D(p', c_i)},$$

where the sup is over every k points c_1, \dots, c_k with corresponding weights w_1, \dots, w_k such that the denominator is positive. Then, with a probability at least $1 - \delta$, a function $s : P \rightarrow (0, \infty)$ such that $s(p) \geq s^*(p)$ and

$$\sum_{p \in P} s(p) \in k^{O(k)} \log n, \quad (4.22)$$

can be computed in $ndk^{O(k)}$ time.

The following lemma reduces the sensitivity bound of each line to the sensitivity bound on its translated line in L' as in Fig. 4-3 plus an additive term that is the distance of the line to the bicriteria approximation \hat{P} .

Lemma 33. *Let $L = \{\ell_1, \dots, \ell_n\}$ be a set of n lines in \mathbb{R}^d , $k \geq 1$ be an integer, $\alpha, \beta > 0, \delta \in (0, 1)$ and let $\hat{P} \subseteq \mathbb{R}^d$ be an (α, β) -approximation for the k -median of L . For every $\ell \in L$, let ℓ' be the*

line that is parallel to ℓ and passes through the closest point to ℓ in \hat{P} , and $L' = \{\ell' \mid \ell \in L\}$ denote their union; See Fig. 4-3.

Then, given \hat{P} , with a probability at least $1 - \delta$ a sensitivity bound $S_{L,k}(\ell)$ for $S_{L,k}^*(\ell)$ can be computed in time

$$O(d^2 n \log(n) k \log k) + ndk^{O(k)},$$

and its total sensitivity bound is $\alpha\beta k^{O(k)} \log n$.

Proof. The proof splits into two parts, as follows: in the first part we bound $S_k^*(L)$ via $S_k^*(L')$, and in the second part we bound $S_k^*(L')$ with $S_k(L')$.

Bound on $S_k^*(L)$. Let $P \subseteq \mathbb{R}^d$ be a set of k points, $\ell \in L$ and ℓ' be its corresponding line in L' . Let $p' \in P$ denote the closest point to ℓ' in P . (Ties broken arbitrarily). We then have,

$$D(\ell, P) \leq D(\ell, p') \tag{4.23}$$

$$\leq \rho(D(\ell, \pi(p', \ell')) + D(\pi(p', \ell'), p')) \tag{4.24}$$

$$\begin{aligned} &= \rho(D(\ell, \pi(p', \ell')) + D(\ell', p')) \\ &= \rho(D(\ell, \ell') + D(\ell', P)), \end{aligned} \tag{4.25}$$

where (4.23) is by the definition of p' , and (4.24) holds by the triangle inequality. Finally, (4.25) holds since $D(\ell, q) = D(\ell, \ell')$ for every $q \in \ell'$, as ℓ and ℓ' are parallel.

Next, we bound the sum of distances from the set L' of projected lines to P by

$$\begin{aligned} \text{cost}(L', P) &= \sum_{\ell' \in L'} D(\ell', P) \\ &\leq \rho \sum_{\ell' \in L'} (D(\ell', \ell) + D(\ell, P)) \end{aligned} \tag{4.26}$$

$$\begin{aligned} &= \rho \left(\text{cost}(L, \hat{P}) + \text{cost}(L, P) \right) \\ &\leq \rho(\alpha + 1) \cdot \text{cost}(L, P), \end{aligned} \tag{4.27}$$

where (4.26) holds as in (4.25) and (4.27) since \hat{P} is an (α, β) -approximation for L . We then

obtain a bound on the rightmost term in (4.25), as

$$\begin{aligned} D(\ell', P) &= \frac{D(\ell', P)}{\text{cost}(L', P)} \cdot \text{cost}(L', P) \\ &\leq S_{L',k}^*(\ell') \cdot \text{cost}(L', P) \end{aligned} \quad (4.28)$$

$$\leq S_{L',k}^*(\ell') \cdot \rho(\alpha + 1) \cdot \text{cost}(L, P), \quad (4.29)$$

where (4.28) holds by the definition of $S_{L',k}^*(\ell')$ and (4.29) by (4.27).

We now bound the term in the left hand side of (4.25) by

$$\begin{aligned} D(\ell, \ell') &= \frac{D(\ell, \ell')}{\text{cost}(L, P)} \cdot \text{cost}(L, P) \\ &\leq \frac{\alpha \cdot D(\ell, \ell')}{\text{cost}(L, \hat{P})} \cdot \text{cost}(L, P) \end{aligned} \quad (4.30)$$

$$= \frac{\alpha \cdot D(\ell, \hat{P})}{\text{cost}(L, \hat{P})} \cdot \text{cost}(L, P), \quad (4.31)$$

where (4.30) holds by the definition of \hat{P} as an (α, β) -approximation of L , and (4.31) since ℓ and ℓ' are parallel. Plugging (4.29) and (4.31) in (4.25) yields

$$\begin{aligned} D(\ell, P) &\leq \rho(D(\ell, \ell') + D(\ell', P)) \\ &= \rho \cdot \text{cost}(L, P) \cdot \left(\frac{\alpha \cdot D(\ell, \hat{P})}{\text{cost}(L, \hat{P})} + \rho(\alpha + 1) \cdot S_{L',k}^*(\ell') \right). \end{aligned} \quad (4.32)$$

Let $P^* \in \arg \sup_{P' \subseteq \mathbb{R}^d, |P'|=k} \frac{D(\ell, P')}{\text{cost}(L, P')}$ denote a set of points that maximizes the sensitivity of ℓ s.t. the denominator is positive. We then obtain that a sensitivity of ℓ is

$$\begin{aligned}
S_{L,k}^*(\ell) &= \frac{D(\ell, P^*)}{\text{cost}(L, P^*)} \\
&\leq \frac{\rho(D(\ell, \ell') + D(\ell', P^*))}{\text{cost}(L, P^*)}
\end{aligned} \tag{4.33}$$

$$\begin{aligned}
&\leq \frac{\rho \cdot \text{cost}(L, P^*) \cdot \left(\frac{\alpha \cdot D(\ell, \hat{P})}{\text{cost}(L, \hat{P})} + \rho(\alpha + 1) \cdot S_{L',k}^*(\ell') \right)}{\text{cost}(L, P^*)} \\
&= \frac{\rho \alpha D(\ell, \hat{P})}{\text{cost}(L, \hat{P})} + \rho^2(\alpha + 1) \cdot S_{L',k}^*(\ell'),
\end{aligned} \tag{4.34}$$

where (4.33) is by (4.25) and (4.34) holds by substituting $P = P^*$ in (4.32). Summing the last inequality over every $\ell \in L$ yields

$$\begin{aligned}
S_k^*(L) &= \sum_{\ell \in L} S_{L,k}^*(\ell) \\
&\leq \sum_{\ell \in L} \left(\frac{\rho \alpha \cdot D(\ell, \hat{P})}{\text{cost}(L, \hat{P})} + \rho^2(\alpha + 1) \cdot S_{L',k}^*(\ell') \right) \\
&= \rho \alpha + \rho^2(\alpha + 1) \cdot S_k^*(L').
\end{aligned} \tag{4.35}$$

Bound on $S_k^*(L')$. Let $\hat{p}_i \in \hat{P}$ denote the i th point of \hat{P} and $L'_i \subseteq L'$ denote the subset of lines in L' that intersect at \hat{p}_i , for every $i \in [[k\beta]]$. The total sensitivity is then bounded by

$$\begin{aligned}
S_k^*(L') &= \sum_{\ell' \in L'} \sup_{P \subseteq \mathbb{R}^d, |P|=k} \frac{D(\ell', P)}{\text{cost}(L', P)} = \sum_{i=1}^{k\beta} \sum_{\ell' \in L'_i} \sup_{P \subseteq \mathbb{R}^d, |P|=k} \frac{D(\ell', P)}{\text{cost}(L', P)} \\
&\leq \sum_{i=1}^{k\beta} \sum_{\ell' \in L'_i} \sup_{P \subseteq \mathbb{R}^d, |P|=k} \frac{D(\ell', P)}{\text{cost}(L'_i, P)} = \sum_{i=1}^{k\beta} S_k^*(L'_i),
\end{aligned} \tag{4.36}$$

where the sup is over only positive values of the denominator. Let $i \in [[k\beta]]$. Without loss of generality, assume that \hat{p}_i is the origin of \mathbb{R}^d , otherwise, translate the coordinate system. By

Thales's theorem, for every $\ell' \in L'_i$ and $p \in \mathbb{R}^d$ we have

$$D(\ell', p) = \|p\| \cdot D\left(\ell', \frac{p}{\|p\|}\right). \quad (4.37)$$

Recall $\pi(X, Y) \in \arg \inf_{y \in Y} D(X, y)$ to be the closest point in Y to X , for every two sets $X, Y \subseteq \mathbb{R}^d$, ties are broken arbitrary. The total sensitivity is then bounded by

$$\begin{aligned} S_k^*(L'_i) &= \sum_{\ell' \in L'_i} \sup_{P \subseteq \mathbb{R}^d, |P|=k} \frac{D(\ell', P)}{\text{cost}(L'_i, P)} \\ &= \sum_{\ell' \in L'_i} \sup_{P \subseteq \mathbb{R}^d, |P|=k} \frac{D(\ell', \pi(\ell', P))}{\sum_{\ell \in L'_i} D(\ell, \pi(\ell, P))} \\ &= \sum_{\ell' \in L'_i} \sup_{P \subseteq \mathbb{R}^d, |P|=k} \frac{\|\pi(\ell', P)\| \cdot D\left(\ell', \frac{\pi(\ell', P)}{\|\pi(\ell', P)\|}\right)}{\sum_{\ell \in L'_i} \|\pi(\ell, P)\| \cdot D\left(\ell, \frac{\pi(\ell, P)}{\|\pi(\ell, P)\|}\right)}, \end{aligned} \quad (4.38)$$

where the denominator is positive and the last equality is by (4.37). For every $\ell' \in L'_i$ and

$$Q \in \arg \sup_{P \subseteq \mathbb{R}^d, |P|=k} \frac{\|\pi(\ell', P)\| \cdot D\left(\ell', \frac{\pi(\ell', P)}{\|\pi(\ell', P)\|}\right)}{\sum_{\ell \in L'_i} \|\pi(\ell, P)\| \cdot D\left(\ell, \frac{\pi(\ell, P)}{\|\pi(\ell, P)\|}\right)},$$

let $u(\ell') = \|\pi(\ell', Q)\|$. Let $\mathbb{S}^{d-1} = \{q \in \mathbb{R}^d \mid \|q\| = 1\}$ denote the unit sphere of \mathbb{R}^d . We then get

$$S_k^*(L'_i) = \sum_{\ell' \in L'_i} \sup_{P \subseteq \mathbb{S}^{d-1}, |P|=k} \frac{u(\ell') \cdot D(\ell', \pi(\ell', P))}{\sum_{\ell \in L'_i} u(\ell) \cdot D(\ell, \pi(\ell, P))}, \quad (4.39)$$

and note that now the sup is over every k points on the unit sphere such that the denominator is positive. For every set $B \subseteq \mathbb{S}^{d-1}$ of k points, let $-B = \{-b \mid b \in B\}$. For a line ℓ that intersects the origin, let $q_\ell \in \mathbb{S}^{d-1} \cap \ell$. The distance from ℓ to its closest unit vector $b \in B$ is then

$$D(\ell, B) = D(\ell, b) \in \Theta(1) \cdot D(q_\ell, \{b, -b\}) = \Theta(1) \cdot D(q_\ell, B \cup -B), \quad (4.40)$$

where in the second derivation we used the fact that the angle $\gamma \in [0, \pi/2)$ between two unit vectors q_ℓ and b around the origin is the same as the distance between them up to a multiplicative

constant factor.

By the combination of (4.39) and (4.40) we obtain

$$S_k^*(L'_i) \in \Theta(1) \cdot \sum_{\ell' \in L'_i} \sup_{P \subseteq \mathbb{S}^{d-1}, |P|=k} \frac{u(\ell') \cdot D(q_{\ell'}, P \cup -P)}{\sum_{\ell \in L'_i} u(\ell) \cdot D(q_{\ell}, P \cup -P)}. \quad (4.41)$$

The distance D in (4.41) gets as an input a set of $2k$ points, hence, the total sensitivity is

$$S_k^*(L'_i) = \sum_{\ell' \in L'_i} S_{L'_i, k}^*(\ell') \in \Theta(1) \cdot \sum_{\ell' \in L'_i} \sup_{Q \subseteq \mathbb{R}^d, |Q|=2k} \frac{u(\ell') \cdot D(q_{\ell'}, Q)}{\sum_{\ell \in L'_i} u(\ell) \cdot D(q_{\ell}, Q)}, \quad (4.42)$$

Using (4.42) and plugging $P = \bigcup_{\ell' \in L'_i} q_{\ell'}, \delta$,

$$s(q_{\ell'}) = \sup_{Q \subseteq \mathbb{R}^d, |Q|=2k} \frac{u(\ell') \cdot D(q_{\ell'}, Q)}{\sum_{\ell \in L'_i} u(\ell) \cdot D(q_{\ell}, Q)},$$

and $2k$ instead of k in Theorem 32 yields that a sensitivity bound $s = S_{L', k}(\ell') \geq S_{L', k}^*(\ell')$ of each $\ell' \in L'$ can be computed in time $ndk^{O(k)}$. The total sensitivity of L'_i is then bounded by

$$S_k(L'_i) \in k^{O(k)} \log n. \quad (4.43)$$

Summing this bound over every $i \in \lceil k\beta \rceil$ yields

$$S_k^*(L') \leq \sum_{i=1}^{k\beta} S_k(L'_i) \in \beta k^{O(k)} \log n, \quad (4.44)$$

where the first bound is by (4.36) and the second from (4.43). Finally, we get

$$S_k^*(L) \leq \rho\alpha + \rho^2(\alpha + 1) \cdot S_k^*(L') \quad (4.45)$$

$$\in \alpha\beta k^{O(k)} \log n, \quad (4.46)$$

where (4.45) is by (4.35) and (4.46) holds by (4.44), which proves the desired upper bound of the total sensitivity for L .

Running time. The overall time it takes to compute the distance from \hat{P} to each line ℓ in L is $T = O(d \cdot |L| \cdot |\hat{P}|)$. Since $|L| = n$ and by the size of $|\hat{P}| = |B| = O(\log n (dk \log k + \log(1/\delta)))$ (see (4.18)), we get

$$T = O(d^2 n \log(n) k \log k).$$

By Theorem 32, the time it takes to compute the sensitivities $S_{L',k}(\ell')$ of each $\ell' \in L'$ is $ndk^{O(k)}$. Hence, the total running time is

$$T + ndk^{O(k)} = O(d^2 n \log(n) k \log k) + ndk^{O(k)},$$

which proves the lemma. □

4.4 Algorithm 4: Computing Coresets from Sensitivities.

In this thesis, the input is usually a set of lines in \mathbb{R}^d , but for the streaming case in the next section we compute coreset for union of (weighted) coresets and thus the input lines are also weighted. To set our result for a finite number of input lines (offline case), we use the following definitions and theorem from Feldman, Xuan and Kfir [22].

Definition 34 (ε -coreset [22]). *Let (P', Y, f, loss) be a query space as in Definition 9. For an approximation error $\varepsilon > 0$, the pair $S' = (S, u)$ is called an ε -coreset for the query space (P', Y, f, loss) , if $S \subseteq P$, $u : S \rightarrow [0, \infty)$, and for every $y \in Y$ we have*

$$(1 - \varepsilon)f_{\text{loss}}(P', y) \leq f_{\text{loss}}(S', y) \leq (1 + \varepsilon)f_{\text{loss}}(P', y).$$

The following theorem proves that a coreset can be computed by sampling according to sensitivity of lines. The size of the coreset depends on the total sensitivity and the complexity (VC-dimension) of the query space, as well as the desired error ε and probability δ of failure.

Theorem 35 (coreset construction [22]). *Let*

- $P' = (P, w)$ be a weighted set, Y be a set and $f : P' \times Y \rightarrow [0, 1)$.

- $F_{P'}^* = \{f_1, \dots, f_n\}$, where $f_i(y) = f(p_i, Q)$ for every $i \in [n]$ and $y \in Y$.
- $(F_{P'}^*, Y, f, \|\cdot\|_1)$ be a query space and $n = |P|$.
- d^* be the dimension of the range space that induced by Y and $F_{P'}^*$.
- $s^* : P \rightarrow [0, \infty)$ s.t. $s^*(p)$ is the sensitivity of $p \in P$, and $s : P \rightarrow [0, \infty)$ be the sensitivity bound of s^* ; See definition 31, just now it is the general case of any weighted set instead of lines.
- $t = \sum_{p \in P} s(p)$.
- $\varepsilon, \delta \in (0, 1)$.
- $c > 0$ be a universal constant that can be determined from the proof.
-

$$m \geq \frac{c(t+1)}{\varepsilon^2} \left(d' \log(t+1) + \log \left(\frac{1}{\delta} \right) \right),$$

and

- (C, u) be the output weighted set of a call to **CORESET-FRAMEWORK**(P, w, s, m) (Algorithm 4 in [22]).

Then the following holds

- With probability at least $1 - \delta$, C is an ε -coreset of $(F_{P'}^*, Y, f, \|\cdot\|_1)$.
- $|C| = m$.
- (C, u) can be computed in $O(n)$ time given (P, w, s, m) .
- $u(P) \in [w(p), \sum_{q \in P} w(q)/m]$ for every $p \in C$.
- $\sum_{p \in P} w(p) = \sum_{p \in C} u(p)$.

The following theorem is the main result of this thesis and its states that we can compute a small ε -coreset for a set L of lines and an $\varepsilon \in (0, 1)$.

Theorem 36 (coreset for k -line median). *Let $L' = (L, w)$ be a weighted set of n lines in \mathbb{R}^d , $k \geq 1$ be an integer, $\varepsilon, \delta \in (0, 1)$ and $m > 1$ be an integer such that*

$$m \geq \frac{cd^2k \log^2(k) \log^2(n) + \log(1/\delta)}{\varepsilon^2},$$

for some universal constant $c > 0$ that can be determined from the proof, and $\mathcal{Q}_k = \{B \subseteq \mathbb{R}^d \mid |B| = k\}$.

Let (S, u) be the output of a call to $\text{CORESET}(L, k, m)$; see Algorithm 4. Then, with probability at least $1 - \delta$, (S, u) is an ε -coreset for the query space $(F_{L'}^, \mathcal{Q}_k, D, \|\cdot\|_1)$, where $F_{L'}^*$ is defined as in Corollary 25. Moreover, (S, u) can be computed in time*

$$O(d^2n \log(n)k \log k) + ndk^{O(k)}.$$

Proof. Let $b > 0$ be an integer. Let B be the bi-criteria approximation set that is computed in Line 2 of Alg. 4. Then substituting L, k and δ in Theorem 30 yields that with probability $1 - \delta$, B is an (α, β) -approximation of L , where $\alpha = 4\rho^2$ and $\beta = O(d \log(n) \log k)$.

By Lemma 33, given B we can compute a sensitivity bound $S_{L,k}(\ell) \geq S_{L,k}^*(\ell)$ for each line $\ell \in L$, s.t. the total sensitivity is then bounded by $S_k(L) \in \alpha\beta k^{O(k)} \log n$. Furthermore, by Corollary 25, the VC-dimension of the range space that is induced by $F_{L'}^*$ and \mathcal{Q}_k is $d^* \in O(dk \log k)$.

Substituting the set of input lines $P = L$, the VC-dimension d^* and the total sensitivity $t = S_k(L) \in \alpha\beta k^{O(k)} \log n$ in Theorem 35, yields that (S, u) is an ε -coreset for $(F_{L'}^*, \mathcal{Q}_k, D, \|\cdot\|_1)$, with probability at least $1 - \delta$.

Running time. By Theorem 30, we can compute the (α, β) -approximation of L in $O(d^2nk \log k + j \log n)$ time, for $j \in O(dk \log k)$, as defined in Line 1 of Alg. 4. By Lemma 33, the time it takes to compute the sensitivity for every line $\ell \in L$ is

$$O(d^2n \log(n)k \log k) + ndk^{O(k)}.$$

Since the rest of the algorithm takes time that is linear in the input size, we get a total running time

of

$$O(d^2 n \log(n) k \log k) + ndk^{O(k)},$$

and that proves the theorem. □

4.5 Coreset for Streaming Data

In the previous section we showed how to compute an ε -coreset for a query space $(F_L^*, Q_k, D, \|\cdot\|_1)$. However, we assumed that the input is finite and stored in memory. In this section we generalize the result to support streaming data. In this model, we are given a (possibly infinite) stream of lines. Our goal is to maintain the ε -coreset C_n for the (first) n lines in the stream that we saw till now (i.e., for every $n \geq 1$). The required memory to maintain the coreset, as the insertion time per point should be only poly-logarithmic in n .

In the following definition “sequence”, is an ordered multi-set.

Definition 37 (input stream [22]). *Let $L = \{\ell_1, \ell_2, \dots\}$ be a (possibly infinite, unweighted) ordered set of lines in \mathbb{R}^d . A stream of lines from L is a procedure whose i th call returns the i th line ℓ_i in a sequence of lines that are contained in L , for every $i \geq 1$.*

The idea behind the merge-and-reduce tree that is shown in Algorithm 4 in [22] is to merge every pair of small subsets and then reduce them by half. The relevant question is what is the smallest size of input that our coreset construction can always reduce by at least half. The log-Lipschitz property below is needed for approximating the cumulative error during the construction of the tree.

Definition 38 (halving function [22]). *Let $\varepsilon, \delta, r > 0$. A non-decreasing function $\text{hlf} : [0, \infty) \rightarrow [0, \infty)$ is an (ε, δ, r) -halving function of a function $\text{size} : [0, \infty)^4 \rightarrow [0, \infty)$ if for every $h \geq 1$ and $n = \text{hlf}(h)$ we have*

$$\text{size}\left(2n, 2^h n, \frac{\varepsilon}{h}, \frac{\delta}{h}\right) \leq n.$$

and hlf is r -log-Lipschitz, i.e., for every $\Delta \geq 1$ we have $\text{hlf}(\Delta h) \leq \Delta^r \text{hlf}(h)$.

The following corollary enables us to determine what is the smallest subset that can be cut by a half using the output size of our off-line coresets.

Corollary 39 ([22]). *Let $\varepsilon, \delta \in (0, 1)$, and $u : (0, \infty) \rightarrow (e, \infty)$ such that $u(\cdot)$ is r -log-Lipschitz function for some $r \geq 1$. Let $b \geq 1$ and $\text{size} : [0, \infty)^4 \rightarrow [0, \infty)$ be a function such that*

$$\text{size} \left(2n, w, \frac{\varepsilon}{h}, \frac{\delta}{4^h} \right) \leq \left(\frac{u(h) \ln(w)}{hb} \right)^b,$$

for every $h, n, w \geq e$. Let $\text{hlf} : [0, \infty) \rightarrow [0, \infty)$ be a function such that

$$\text{hlf}(h) \geq (4u(h) \ln(4u(h)))^b$$

for every $h \geq 1$. Then, hlf is an $(\varepsilon, \delta, 2br)$ -halving function of the function size .

Definition 40 ((ε, δ) -coreset scheme [22]). *Let (P, Y, f, loss) be a query space such that P is an (unweighted, possibly infinite) set. Let $\text{size} : [0, \infty)^4 \rightarrow [1, \infty)$ and $\text{time} : [0, \infty)^4 \rightarrow [0, \infty)$. Let CORESET-FRAMEWORK be an algorithm that gets as input a weighted set $Q' = (Q, w)$ such that $Q \subseteq P$, an approximation error $\varepsilon > 0$ and a probability of failure $\delta \in (0, 1)$. The tuple $(\text{CORESET-FRAMEWORK}, \text{size}, \text{time})$ is called an (ε, δ) -coreset scheme for (P, Y, f, loss) if (i)-(iii) hold as follows:*

(i) *A call to $\text{CORESET-FRAMEWORK}(Q', \varepsilon, \delta)$ returns a weighted set (S, u) .*

(ii) *With probability at least $1 - \delta$, (S, u) is an ε -coreset of (P, Y, f, loss) .*

(iii) *The computation time of (S, u) is $\text{time} \left(|Q|, \sum_{q \in Q} w(q) / \min_p w(p), \varepsilon, \delta \right)$ and its size is*

$$|S| \leq \text{size} \left(|Q|, \sum_{q \in Q} w(q) / \min_p w(p), \varepsilon, \delta \right),$$

where the minimum is over every $p \in Q$ with a positive weight $w(p)$.

Definition 41 ((ε, δ, r) -mergable coreset scheme [22]). *Let $(\text{CORESET}, \text{size}, \text{time})$ be an (ε, δ) -coreset scheme for the query space (P, Y, f, loss) , such that the total weight of the coreset and the input is the same, i.e. a call to $\text{CORESET}((Q, w), \varepsilon, \delta)$ returns a weighted set (S, u) whose overall weight is $\sum_{p \in S} u(p) = \sum_{p \in Q} w(p)$. Let hlf be an (ε, δ, r) -halving function for size . Then the tuple $(\text{CORESET}, \text{hlf}, \text{time}, \text{size})$ is an (ε, δ, r) -mergable coreset scheme for (P, Y, f, loss) .*

The following theorem states a reduction from off-line coreset construction to a coreset that is maintained during streaming. The required memory and update time depends only logarithmically in the number n of lines seen so far in the stream. It also depends on the halving function that corresponds to the coreset via $\text{hlf}(\cdot)$.

The theorem below holds for a specific n with probability at least $1 - \delta$. However, by the union bound we can replace δ by, say, δ/n^2 and obtain, with high probability, a coreset S'_n for each of the n lines insertions, simultaneously.

Theorem 42 ([22]). *Let $(\text{CORESET}, \text{hlf}, \text{time}, \text{size})$ be an (ε, δ, r) -mergable coreset scheme for (P, Y, f, loss) , where hlf is an (ε, δ, r) -halving function of size , $r \geq 1$ is a constant and $\varepsilon, \delta \in (0, 1/2)$. Let stream be a stream of items from P . Let S'_n be the n th output weighted set of a call to $\text{STREAMING-CORESET}(\text{stream}, \varepsilon/6, \delta/6, \text{CORESET}, \text{hlf})$; See Algorithm 5. Then, with a probability at least $1 - \delta$,*

- (Correctness) S'_n is an ε -coreset of (P_n, Y, f, loss) , where P_n is the first n items in stream.
- (Size) $|S'_n| \in \text{size}(\text{hlf}(h), n, \varepsilon, \delta)$ for some constant $h \geq 1$.
- (Memory) there are at most $b = \text{hlf}(h) \cdot O(\log^{r+1} n)$ items in memory during the computation of S'_n .
- (Update time) S'_n is outputted in additional $t = O(\log n) \cdot \text{time}\left(b, n, \frac{\varepsilon}{O(\log n)}, \frac{\delta}{n^{O(1)}}\right)$ time after S'_{n-1} .
- (Overall time) S'_n is computed in nt time.

Algorithm 5: STREAMING-CORESET($stream, \varepsilon, \delta, \text{CORESET}, \text{hlf}$)

Input: An input $stream$ of items from a set P , an error parameter $\varepsilon \in (0, 1/2)$, probability of success $\delta \in (0, 1)$, an algorithm CORESET and a function $\text{hlf} : [0, \infty) \rightarrow [0, \infty)$.

Output: A sequence S'_1, S'_2, \dots of coresets that satisfies Theorem 42.

```

1 for every integer  $h$  from 1 to  $\infty$  do
2   Set  $S_i := \emptyset$  for every integer  $i \geq 0$ 
3    $T_{h-1} := S_{h-1}$ 
4   for  $\lceil 2^{h-1} \cdot \text{hlf}(h) \rceil$  iterations do
5     Read the next item  $p$  in  $stream$  and add it to  $S_0$ 
6     if  $|S_0| = \text{hlf}(h)$  then
7        $i := 0; S := \emptyset$ 
8       while  $S \neq \emptyset$  do
9          $S := \text{CORESET}(S \cup S_i, \varepsilon/h, \delta/4^h)$ 
10         $S_i := \emptyset$ 
11         $i := i + 1$ 
12       $S_i := S$ 
13     $S'_n := \text{CORESET}\left(\left(\bigcup_{i=0}^{h-1} T_i\right) \cup \left(\bigcup_{i=0}^h S_i\right), \varepsilon, \delta\right)$ 
14 return  $S'_n$ 

```

Theorem 43. Let $stream = \{\ell_1, \ell_2, \dots\}$ be a stream of lines in \mathbb{R}^d , and let $n > 0$ denote the number of lines seen so far in the stream. Let $k \geq 1$ be an integer, $c > 0$ be a suffice large constant, $\varepsilon, \delta \in (0, 1)$, and let

$$m \geq \frac{cd^2 k \log^2(k) \log^2(n) \log(e/\delta)}{\varepsilon^2}.$$

For every $h \geq 1$ we define

$$\text{hlf}(h) = \frac{ch^9 m^3}{\ln^3(n)}. \quad (4.47)$$

Let S'_1, S'_2, \dots be the output of a call to STREAMING-CORESET($stream, \varepsilon/6, \delta/6, \text{CORESET}, \text{hlf}$),

where a call to $\text{CORESET}((Q, w), \varepsilon, \delta)$ returns a weighted set $S' = (S, u)$ whose overall weight is $\sum_{p \in S} u(p) = \sum_{p \in Q} w(p)$; See Alg. 5. Then, with probability at least $1 - \delta$, the following hold. For every $n \geq 1$:

(i) (Correctness) S'_n is an ε -coreset of $(L_n, \mathcal{Q}_k, D, \|\cdot\|_1)$, where L_n is the first n lines in stream.

(ii) (Size)

$$|S'_n| \in O\left(\frac{m^3}{\ln^3 n}\right).$$

(iii) (Memory) there are

$$b \in O(m^3)$$

lines in memory during the streaming.

(iv) (Update time) S'_n is outputted in additional

$$t \in O(d^2 b \log(b) k \log k) + b d k^{O(k)}$$

time after S'_{n-1} .

(v) (Overall time) S'_n is computed in nt time.

Proof. Substituting $L = L_n$ in Theorem 36 yields that

$(\text{CORESET}, \text{size}, \text{time})$ is an (ε, δ) -coreset scheme for the query space $(F_{L_n}^*, \mathcal{Q}_k, D, \|\cdot\|_1)$, where

$$\text{size}(n, n, \varepsilon, \delta) \leq \frac{cd^2 k \log^2(k) \log^2(n) \log(e/\delta)}{\varepsilon^2} \leq m, \quad (4.48)$$

and

$$\text{time}(n, n, \varepsilon, \delta) \in O(d^2 n \log(n) k \log k) + n d k^{O(k)}$$

Let $h, w \geq 1$. We have,

$$\text{size}(2n, 2n, \varepsilon/h, \delta/4^h) \leq \frac{ch^2 dk^k \log^2(n) \log \frac{4h}{\delta}}{\varepsilon^2} \leq \ln(4)h^3 m, \quad (4.49)$$

where the first inequality is from the substitution of $2n$ instead of n in (4.48), and the second inequality is by the definition of m . Let

$$u(h) = \frac{2h (6h^3 m)^{\frac{1}{2}}}{\ln n}. \quad (4.50)$$

Then, we can bound $\text{size}(2n, 2n, \varepsilon/h, \delta/4^h)$ by $\text{hlf}(h)$ as follows:

$$\text{size}(2n, 2n, \varepsilon/h, \delta/4^h) \leq 6h^3 m \quad (4.51)$$

$$\leq \left(\frac{u(h) \ln n}{2h} \right)^2 \quad (4.52)$$

$$\leq 10u^3(h) \leq \text{hlf}(h), \quad (4.53)$$

where (4.51) is by (4.49), (4.52) is by the definition of $u(h)$ in (4.50), and (4.53) is obtained from the definition of $\text{hlf}(h)$ in (4.47).

Substituting $r = 3/2$ and $b = 2$ in Corollary 39 yields that hlf is an $(\varepsilon, \delta, 6)$ -halving function of size. Substituting

$$\text{hlf}(1) \in O\left(\frac{m^3}{\ln^3 n}\right),$$

and

$$\text{time}\left(b, n, \frac{\varepsilon}{O(\log n)}, \frac{\delta}{n^{O(1)}}\right) \in O(d^2 b \log(b) k \log k) + bdk^{O(k)}$$

in Theorem 42 then proves Theorem 43 for the query space $(F_{L_n}^*, \mathcal{Q}_k, D, \|\cdot\|_1)$. \square

Chapter 5

Experimental Results

Following motivation to narrow the gap between the theoretical and practical fields, experiments took a dominant place during research, and mainly divided into two parts: (1) The main problem we solve in this thesis - the k -line median experiments, where a set of k points (centroids) was computed repeatedly given different distributed sets of lines in \mathbb{R}^2 , \mathbb{R}^3 and higher dimensions.

(2) Anomalies detection, which is one of the most fundamental problems in machine learning. In this part anomalies were calculated for variety of input sets of points in \mathbb{R}^d , using a method from Schulman and Feldman [16] for outliers detection. The need for (2) is a reduction we made to [16] during sensitivity calculation for our coreset for k -line median; See Algorithm 3.

Software. We implemented our coreset construction from Algorithm 4 and its sub-procedures in Python V. 3.6. We make use of the MKL package [35] to improve its performance, but it is not necessary in order to run it.

Data Sets. We evaluate our system on two types of data sets: synthetic data generated with carefully controlled parameters, and real data of roads map from the "Open Street Map" Dataset [19] and "SimpleHome XCS7 1002 WHT Security Camera" from the the "UCI Machine Learning Repository" Dataset [2].

The roads dataset [19] contains $n = 10,000$ roads in China from the "Open Street Map" dataset (Fig. 5-1 plot (a)), where each road is represented as a 2-dimensional segment that was stretched into an infinite line on a plane. Synthetic data of $n = 10,000$ lines was generated as well (Fig. 5-1

plot (b)).

The security cameras dataset [2] contains 40,000 data observations coming from security cameras raw data, each contains 114 features ($d = 114$).

5.1 k -line median Experiments

5.1.1 The Experiment

Experiments on offline data. At each iteration of the experiment, a sample whose size increases in every iteration was taken by coresets and by the competitor Random Sample Consensus (RANSAC) [15]. The k -line median of each sample was calculated by the standard EM algorithm and by our constant approximation k -line median algorithm (which is an exhaustive search for k -line median over the output of CENTROID-SET; See Alg. 1), and the error was measured by the sum of squared distances from the original set of lines to the k medians that were calculated on the sample.

Experiments on streaming data. To produce the main streaming experiment, we created 6 clusters, each consist of 2, 3, 4, 5, 7 and 10 machines on Amazon EC2 platform [8], each cluster computed coresets for different sets of lines from [2], using the merge-and-reduce tree technique. The idea behind the merge-and-reduce tree that is shown in Algorithm 4 in [22] is to merge every pair of small subsets and then reduce them by half, and since a union of coresets is a global core-set for the union of original data, then distributed calculation in a cluster is a natural approach. We show that the coresets construction running time decreases linearly as the number of machines in the machines cluster increases, where coresets construction was measured 3 different times on 3 different number of centers.

5.1.2 Results

Experiments on offline data. In Plot (a) in Graph 5-1, when the sample size was $m = 700$ lines out of 10,000 given lines, the coresets error and variance were 1.86 and 0.16, respectively, that is

an error of $\varepsilon = 0.86$, for a sample size of $m = \lceil 602/\varepsilon \rceil$ lines. On the other hand, the error and variance of the competitor algorithm with the same sample size were 2.62 and 0.26. This implies that our coreset is more accurate and stable than RANSAC, and that our mathematically provable constant approximation algorithm for k -line median works better than a standard EM algorithm also in practice.

Experiments on streaming data. Plot (c) in Graph 5-1 demonstrates the size of the merge-and-reduce streaming coreset tree during the streaming, which is logarithmic in the number of lines we streamed so far. In Plot (d) in Graph 5-1, we can see how the coreset construction running time decreases linearly as the number of machines in the machines cluster increases (parameters are written in the chart's title), where coreset construction was measured 3 different times on 3 different number of centers. Note that the decrease rate is almost linear in the cluster's machines number and not exactly, due to overhead of communications and I/O.

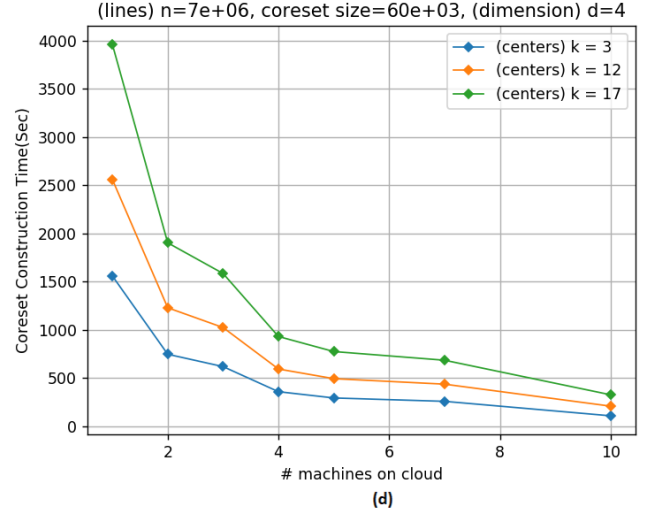
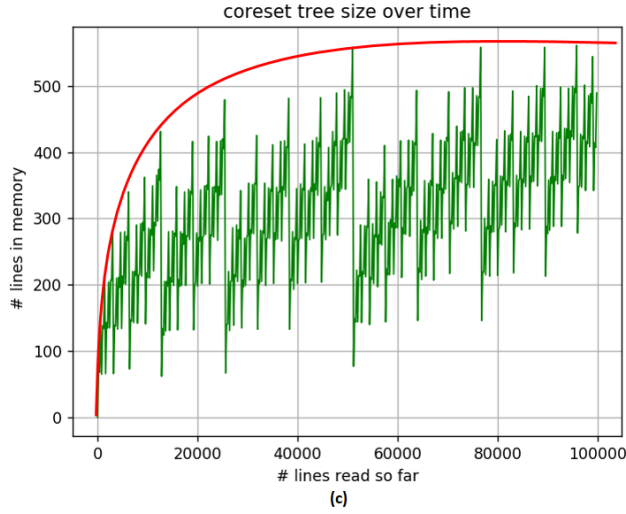
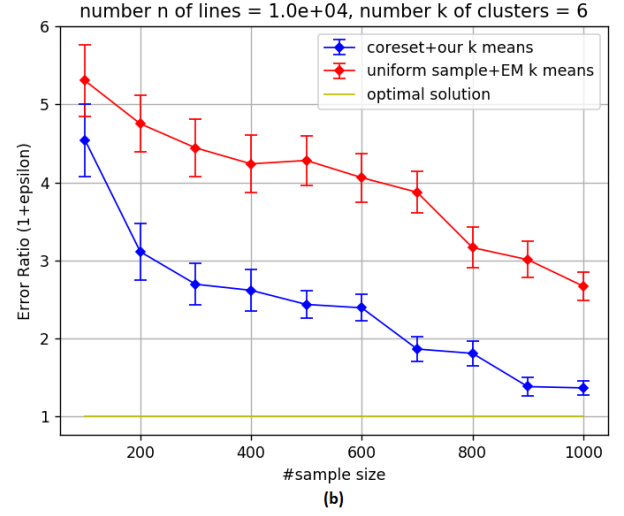
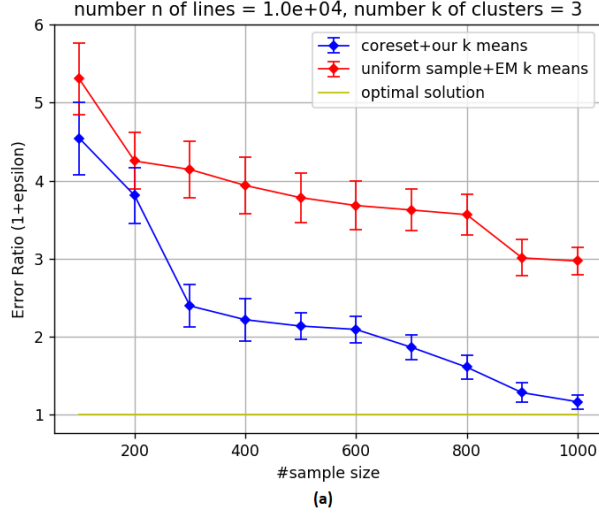


Figure 5-1: *k*-line median experimental results. Graphs (a) and (b) show that larger sample results in a smaller error by coreset and uniform sampling. Graph (c) shows that the required memory increases only logarithmically with the number of lines that were read so far from the stream. Graph (d) illustrates how the coreset construction time decreases near-linearly in the number of machines in Amazon EC2 cluster.

5.2 Anomalies Detection Experiments

One of the steps during the sensitivity calculation of each line $\ell \in L$ for a query space of all the set of k points in \mathbb{R}^d , is to compute the sensitivities of n points in relate to a query space of all the families of $2k$ points in space (Line 6 in Alg. 3). To this end, we implemented the suggested sensitivity by Langebreg and Schulman [16], and measured its performance as well on different outliers detection tasks, in order to examine its correctness, quality and other parameters; See Fig. 5-2.

5.2.1 The Experiment

As in the k -line median experiments, the first experiment was a comparison between coresets and RANSAC [15], where in each iteration of the experiment, a sample whose size increases in every iteration was taken by coresets and by the competitor Random Sample Consensus - RANSAC [15]. Outliers were computed for each sample by a standard EM algorithm - that is running the following procedure iteratively until a tunable stop condition is being achieved: (1) chose and remove randomly m points (later to be the outliers) out of the input set. (2) partition the remain points in the set into k clusters and (3) sum the distances from each point to its nearest center in the cluster.

The second experiment is being applied as the first one above, but now the error is being measured as the number of outliers each sample (coresets and RANSAC) yields on average on 1000 iterations.

In the third experiment we visualized the quality of the outliers that we found with coresets and with RANSAC using the EM algorithm.

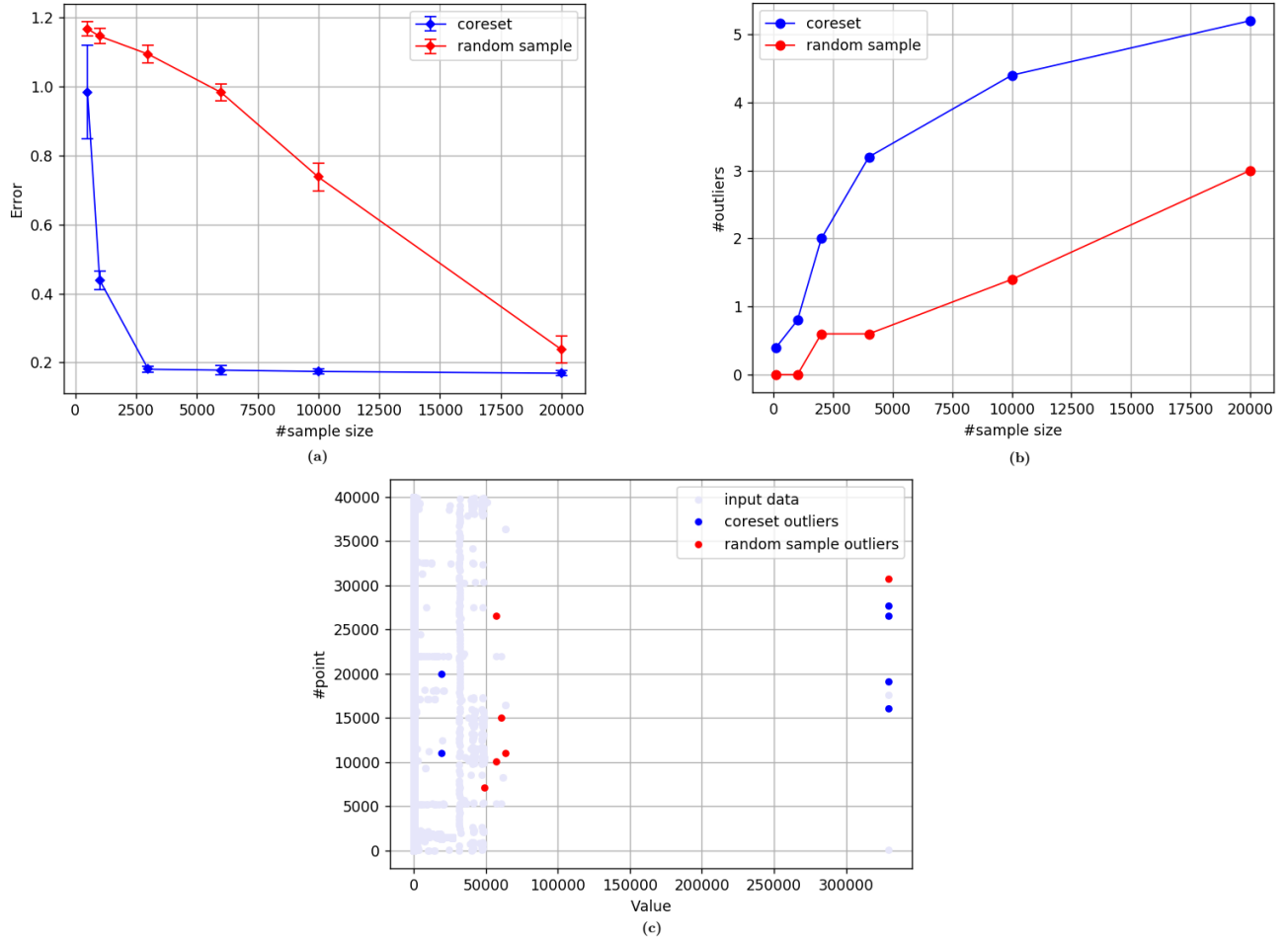
5.2.2 Results

In Plot (a) in Graph 5-2, we can see in one of the measurements that we get an error of $\varepsilon = 0.4$ for a sample size of $m = 1000 = \frac{400}{\varepsilon}$ points out of 40000 given data points, while the error we got from the competitor algorithm was 1.8.

In Plot (b) in Graph 5-2 we show, for example, that running the EM-algorithm for outliers

detection on coreset with size of $m = 4000$ - which is 10% of the entire data - yields in average a detection of 3.2 outliers out of 6 , while running it on the same amount of sample we got from the competitor algorithm detects less than 1.

Plot (c) in Graph 5-2 illustrates the quality of the outliers we get from coreset and from RANSAC - it mainly point that coreset contains the outliers while RANSAC does not.



*Figure 5-2: **Anomaly detection experimental results.** Graphs (a) and (b) show how the error decreases as the size of the sample increases. Graph (c) shows the sampling quality - while coreset outliers are dominant outliers - globally in relate to the input set and locally inside the clusters, while RANSAC outliers are much less dominant.*

5.3 Conclusions and Future Work

In this thesis we purposed an algorithm that computes an ε -coreset of size near-logarithmic in the input. Moreover, we suggest a streaming algorithm that computes a $(1 + \varepsilon)$ -approximation for the k -line median of any set of lines that is distributed among M machines, where each machine needs to send only near-logarithmic number of input lines to the main server for its computations. Other future work will consider an input of j -dimensional affine sub-spaces in \mathbb{R}^d (here input of lines is a private case of $j = 1$), where the motivation is multiple missing entries completion.

Bibliography

- [1] David Arthur and Sergei Vassilvitskii. k-means++: The advantages of careful seeding. In *Proceedings of the eighteenth annual ACM-SIAM symposium on Discrete algorithms*, pages 1027–1035. Society for Industrial and Applied Mathematics, 2007.
- [2] Arthur Asuncion and David Newman. Uci machine learning repository, 2007.
- [3] Francis R Bach and Michael I Jordan. Learning spectral clustering. In *Advances in neural information processing systems*, pages 305–312, 2004.
- [4] Olivier Bachem, Mario Lucic, and Silvio Lattanzi. One-shot coresets: The case of k-clustering. *arXiv preprint arXiv:1711.09649*, 2017.
- [5] Anselm Blumer, Andrzej Ehrenfeucht, David Haussler, and Manfred K Warmuth. Learnability and the vapnik-chervonenkis dimension. *Journal of the ACM (JACM)*, 36(4):929–965, 1989.
- [6] Moses Charikar, Sudipto Guha, Éva Tardos, and David B Shmoys. A constant-factor approximation algorithm for the k-median problem. *Journal of Computer and System Sciences*, 65(1):129–149, 2002.
- [7] Ludwig Danzer. "helly's theorem and its relatives," in convexity. In *Proc. Symp. Pure Math.*, volume 7, pages 101–180. Amer. Math. Soc., 1963.
- [8] Amazon EC2. Amazon ec2. <https://aws.amazon.com/ec2/>, 2010.
- [9] David Eisenstat and Dana Angluin. The vc dimension of k-fold union. *Information Processing Letters*, 101(5):181–184, 2007.
- [10] Dan Feldman. *Coresets and Their Applications*. Tel Aviv University, 2010.
- [11] Dan Feldman, Amos Fiat, Micha Sharir, and Danny Segev. Bi-criteria linear-time approximations for generalized k-mean/median/center. In *Proceedings of the twenty-third annual symposium on Computational geometry*, pages 19–26. ACM, 2007.
- [12] Dan Feldman and Michael Langberg. A unified framework for approximating and clustering data. *Proceedings of the Annual ACM Symposium on Theory of Computing*, 06 2011.

- [13] Dan Feldman, Melanie Schmidt, and Christian Sohler. Turning big data into tiny data: Constant-size coresets for k-means, pca and projective clustering. In *Proceedings of the twenty-fourth annual ACM-SIAM symposium on Discrete algorithms*, pages 1434–1453. Society for Industrial and Applied Mathematics, 2013.
- [14] Dan Feldman and Leonard J Schulman. Data reduction for weighted and outlier-resistant clustering. In *Proceedings of the twenty-third annual ACM-SIAM symposium on Discrete Algorithms*, pages 1343–1354. Society for Industrial and Applied Mathematics, 2012.
- [15] Martin A Fischler and Robert C Bolles. Random sample consensus: a paradigm for model fitting with applications to image analysis and automated cartography. *Communications of the ACM*, 24(6):381–395, 1981.
- [16] Jie Gao, Michael Langberg, and Leonard J Schulman. Analysis of incomplete data and an intrinsic-dimension helly theorem. *Discrete & Computational Geometry*, 40(4):537–560, 2008.
- [17] Jie Gao, Michael Langberg, and Leonard J Schulman. Clustering lines in high-dimensional space: Classification of incomplete data. *ACM Transactions on Algorithms (TALG)*, 7(1):8, 2010.
- [18] GitHub. Github. https://github.com/YairMarom/k_lines_means, 2019.
- [19] Mordechai Haklay and Patrick Weber. Openstreetmap: User-generated street maps. *Ieee Pervas Comput*, 7(4):12–18, 2008.
- [20] Sarel Har-Peled and Micha Sharir. Relative (p, ϵ) -approximations in geometry. *CoRR*, abs/0909.0717, 2009.
- [21] Ibrahim Jubran and Dan Feldman. Minimizing sum of non-convex but piecewise log-lipschitz functions using coresets. *CoRR*, abs/1807.08446, 2018.
- [22] Kfir and Feldman. Coresets for big data learning of gaussian mixture models of any shape. 2018.
- [23] Andreas Krause, Pietro Perona, and Ryan G Gomes. Discriminative clustering by regularized information maximization. In *Advances in neural information processing systems*, pages 775–783, 2010.
- [24] Euiwoong Lee and Leonard J Schulman. Clustering affine subspaces: hardness and algorithms. In *Proceedings of the twenty-fourth annual ACM-SIAM symposium on Discrete algorithms*, pages 810–827. SIAM, 2013.
- [25] Bastian Leibe, Aleš Leonardis, and Bernt Schiele. Robust object detection with interleaved categorization and segmentation. *International journal of computer vision*, 77(1-3):259–289, 2008.

- [26] Yi Li, Philip M. Long, and Aravind Srinivasan. Improved bounds on the sample complexity of learning. *J. Comput. Syst. Sci.*, 62(3):516–527, May 2001.
- [27] Yufeng Liu, Rosemary Emery, Deepayan Chakrabarti, Wolfram Burgard, and Sebastian Thrun. Using em to learn 3d models of indoor environments with mobile robots. In *ICML*, volume 1, pages 329–336, 2001.
- [28] Stuart Lloyd. Least squares quantization in pcm. *IEEE transactions on information theory*, 28(2):129–137, 1982.
- [29] Boaz Nadler, Stephane Lafon, Ioannis Kevrekidis, and Ronald R Coifman. Diffusion maps, spectral clustering and eigenfunctions of fokker-planck operators. In *Advances in neural information processing systems*, pages 955–962, 2006.
- [30] Björn Ommer and Jitendra Malik. Multi-scale object detection by clustering lines. In *Computer Vision, 2009 IEEE 12th International Conference on*, pages 484–491. IEEE, 2009.
- [31] Rafail Ostrovsky, Yuval Rabani, Leonard J Schulman, and Chaitanya Swamy. The effectiveness of lloyd-type methods for the k-means problem. In *Foundations of Computer Science, 2006. FOCS’06. 47th Annual IEEE Symposium on*, pages 165–176. IEEE, 2006.
- [32] Tomer Perets. *Clustering of lines*. Open University of Israel, 2011.
- [33] Huamin Ren, Hong Pan, Søren Ingvor Olsen, and Thomas B Moeslund. How does structured sparsity work in abnormal event detection? In *ICML’15 Workshop*, 2015.
- [34] Jie Shen, Ping Li, and Huan Xu. Online low-rank subspace clustering by basis dictionary pursuit. In *International Conference on Machine Learning*, pages 622–631, 2016.
- [35] Endong Wang, Qing Zhang, Bo Shen, Guangyong Zhang, Xiaowei Lu, Qing Wu, and Yajuan Wang. High-performance computing on the intel xeon phi. *Springer*, 5:2, 2014.
- [36] Hugh E Warren. Lower bounds for approximation by nonlinear manifolds. *Transactions of the American Mathematical Society*, 133(1):167–178, 1968.
- [37] David Williams and Lawrence Carin. Analytical kernel matrix completion with incomplete multi-view data. In *Proceedings of the International Conference on Machine Learning (ICML) Workshop on Learning with Multiple Views*, pages 80–86, 2005.
- [38] Linli Xu, James Neufeld, Bryce Larson, and Dale Schuurmans. Maximum margin clustering. In *Advances in neural information processing systems*, pages 1537–1544, 2005.