

LAWS OF LARGE NUMBERS FOR THE FROG MODEL ON THE COMPLETE GRAPH

ELCIO LEBENSZTAYN AND MARIO ANDRÉS ESTRADA

ABSTRACT. The frog model is a stochastic model for the spreading of an epidemic on a graph, in which a dormant particle starts to perform a simple random walk on the graph and to awake other particles, once it becomes active. We study two versions of the frog model on the complete graph with $N + 1$ vertices. In the first version we consider, active particles have geometrically distributed lifetimes. In the second version, the displacement of each awakened particle lasts until it hits a vertex already visited by the process. For each model, we prove that as $N \rightarrow \infty$, the trajectory of the process is well approximated by a three-dimensional discrete-time dynamical system. We also study the long-term behavior of the corresponding deterministic systems.

1. INTRODUCTION

We study stochastic systems whose agents are particles with random lifetimes, that move along the vertices of a finite graph. These systems, referred to as *frog models*, are commonly idealized with the motivation of modeling the spreading of a rumor or epidemic through a population. Our main purpose is to prove limit theorems that allow us to identify the deterministic system (in discrete time) that approximates the trajectory of the process, when the graph size becomes large.

To define the models under study, for $N \geq 3$, let \mathcal{K}_{N+1} denote the complete graph with $N + 1$ vertices. At time zero, there is one particle at each vertex of \mathcal{K}_{N+1} , all of them are sleeping, except for that placed at a fixed vertex of the graph. Once wakened, particles perform independent simple random walks on \mathcal{K}_{N+1} in discrete time. When a vertex with a sleeping particle is visited for the first time, that particle is activated and starts its own random walk. However, each active particle has a random lifetime. In the first model we consider, before each jump, active particles choose either to survive with probability p or to disappear with probability $(1 - p)$,

2010 *Mathematics Subject Classification.* 60K35, 60J10, 92B05.

Key words and phrases. Frog model, Law of large numbers, random walks, complete graph.

Elcio Lebensztayn is thankful to the National Council for Scientific and Technological Development – CNPq, and Mario Andrés Estrada is thankful to the Coordination for the Improvement of Higher Education Personnel – CAPES, for financial support. Both authors are also grateful to the São Paulo Research Foundation – FAPESP (grant 2017/10555-0).

independently of each other. That is, upon being activated, a particle dies after a random number of jumps, having geometric distribution with parameter $(1 - p)$. We call this process the *geometric model*. In the second model we study, which we refer to as the *nongeometric model*, each active particle survives up to the time it hits a vertex which has been visited before by the process. In epidemic terms, the active particles are pathogenic agents, which move along the vertices of the graph (individuals). Whenever a virus jumps onto a susceptible individual (an unvisited vertex), this individual becomes infected, and the virus duplicates. In the geometric model, viruses have independent trajectories and lifetimes. In the nongeometric model, once visited, a vertex activates an antivirus which kills every virus that tries to infect it in the future. We study the fundamental question concerning how the proportion of visited vertices (infected individuals) evolves throughout the process.

Both systems of random walks on the complete graph are analyzed in Alves et al. [3]. For the geometric model, the authors prove that a critical parameter related to the final epidemic size equals $1/2$. For the nongeometric model, the results are derived from computational analysis, simulations and mean field approximation. In our work, motivated by the results and open questions presented there, we establish a law of large numbers which guarantees that the sample paths of the stochastic process stay close to the solution of a discrete dynamical system. For the geometric model, the corresponding deterministic system is a discrete-time version of the classical epidemic model proposed by Kermack and McKendrick [24, 25], whereas for the nongeometric model it is the dynamical system found by Alves et al. [3] through a mean field approximation approach. In addition, for both models, we study the long-term behavior of the associated deterministic systems. The results are stated in Section 2.

We point out that limit theorems of the type we derive are well-known for continuous-time Markovian processes; see Barbour [4], Ethier and Kurtz [13, Chapter 11] and Darling and Norris [12]. Regarding the frog model, Kurtz et al. [26] and Lebensztayn [27] obtain limit theorems for the final outcome of different types of the continuous-time system on the complete graph. Machado et al. [34] deal with a discrete-time model also on the complete graph, in which a unique active particle

is allowed to jump at each instant of time. Differently from these three papers, in our models, several particles can jump simultaneously, so that the transitions may be abrupt. With respect to other processes in discrete time, Buckley and Pollett [7] prove limit theorems for a class of one-dimensional chain binomial models, and other models with similar characteristics. As we will see in the sequel, the systems that we study are described by Markov chains taking values in \mathbb{Z}^3 , whose general structures do not fulfill the conditions of the theorems stated in that paper (since the functions that one uses to describe our density processes depend upon t and N ; see, in particular, Lemmas 3.1, 3.2, 3.5 and 3.6). The techniques we develop here are inspired by the methods presented in Buckley and Pollett [7].

A brief overview on the frog model. Besides the epidemic perspective, modeling combustion chemical reactions provides another interpretation for the frog model. In this case, the systems are often formulated in continuous time; see, e.g., Comets et al. [9], Ramírez and Sidoravicius [38], and Rolla and Sidoravicius [39].

The model has been primarily studied on infinite graphs, such as the integer lattices \mathbb{Z}^d , homogeneous trees and d -ary trees. In the case when the frogs have geometrically distributed lifetimes, there exists a critical value of the parameter p below which the system dies out almost surely. This critical phenomenon is an important topic of research; see Alves et al. [1], Fontes et al. [14], Lebensztayn and Utría [30, 31], and references therein. The issue of survival is also addressed for similar models on \mathbb{Z} in Bertacchi et al. [6] and Lebensztayn et al. [33].

When active frogs live forever, other fundamental questions are considered, such as: (i) whether the root vertex of the graph is visited by frogs infinitely often; and (ii) how the set of visited vertices grow and the cloud of particles move. With respect to (i), Telcs and Wormald [42] establish that the frog model starting with one particle per vertex is recurrent on \mathbb{Z}^d , for every $d \geq 1$. A threshold result on \mathbb{Z}^d , with Bernoulli initial configuration, is derived by Popov [36]. Recurrence and transience on infinite trees was a prominent open question until recently. Hoffman et al. [18] establish that the frog model is recurrent on the binary tree, but it is transient on d -ary trees, for $d \geq 5$. We also refer to Hoffman et al. [17], Johnson and Junge [23]

and Rosenberg [40]. The subjects in (ii) are investigated mainly for processes on \mathbb{Z}^d (see, for instance, Alves et al. [2], Ramírez and Sidoravicius [38], Höfelsauer and Weidner [16]), and lately analyzed on d -ary trees (Hoffman et al. [20]).

Having in mind the epidemic interpretation, it is natural to consider the frog model on finite graphs. As we have already mentioned, Alves et al. [3], Kurtz et al. [26], Machado et al. [34] and Lebensztayn [27] consider systems on the complete graph where active particles have a random lifetime, and study the fraction of visited vertices (infected individuals) by the process, as the size of the graph goes to ∞ . Also regarding the literature on finite graphs, one may assume that active frogs die after taking a fixed number τ of jumps, and then obtain estimates for the smallest value τ could be, in order to guarantee that, with probability at least $1/2$, every vertex of the graph will be visited. In the nice survey on the frog model written by Popov [37], some results about this quantity are stated, for different types of graphs and initial configuration of one particle per vertex. A related problem concerns the susceptibility of the graph, which is the minimal lifetime of the particles required for the process to visit all vertices, before dying out. This variable is analyzed on finite d -ary trees by Hermon [15], and on regular expanders and finite-dimensional tori by Benjamini et al. [5]. Other statistic of interest is the cover time (time until all vertices are visited at least once, when active frogs have infinite lifetimes), recently studied on the complete graph (Carter et al. [8]) and on finite trees (Hermon [15], Hoffman et al. [19]).

2. MAIN RESULTS

2.1. Geometric model. For a realization of the frog model with geometric lifetimes on \mathcal{K}_{N+1} , we define

I_t = Number of unvisited vertices at time t ,

A_t = Number of actives particles at time t ,

D_t = Number of particles that have already died up to time t .

Notice that the number of visited vertices at time t is $V_t = N + 1 - I_t$, and the number of dead particles at time t satisfies $D_t = V_t - A_t$. Consequently, $I_t + A_t + D_t = N + 1$

for every $t \geq 0$. For the simplicity of notation, we omit the dependence on N of these random variables.

Of course, $\{(I_t, A_t, D_t)\}_{t \geq 0}$ is a discrete-time Markov chain (in fact, $\{(I_t, A_t)\}_{t \geq 0}$ is), such that $A_1 = 2$, $D_1 = 0$, and $I_1 = N - 1$ with probability 1. The following stochastic representation will be useful in the analysis of the process. We think the actions of removing some particles and generating new ones as operations that occur at an intermediate instant between t and $t + 1$, and are registered only at time $t + 1$. Once the state of the process (I_t, A_t, D_t) at time t is known, we consider two auxiliary random variables X_{t+1} and Z_{t+1} , distributed as

$$X_{t+1} \sim \text{Binomial}(A_t, p) \quad \text{and} \quad Z_{t+1} \sim \text{Binomial}\left(X_{t+1}, \frac{I_t}{N}\right). \quad (2.1)$$

The random variables X_{t+1} and Z_{t+1} stand respectively for the number of particles that survive, and the number of the survivor particles that decide to choose new vertices. Then, the state of the process at time $t + 1$ is given by

$$\begin{aligned} I_{t+1} &\sim \text{EmpBox}(Z_{t+1}, I_t), \\ A_{t+1} &= X_{t+1} + I_t - I_{t+1}, \\ D_{t+1} &= N + 1 - I_{t+1} - A_{t+1}. \end{aligned} \quad (2.2)$$

Here, $\text{EmpBox}(Z_{t+1}, I_t)$ is the distribution of the number of empty urns when Z_{t+1} balls are randomly distributed in I_t urns, so that the difference $I_t - I_{t+1}$ represents the number of newly activated particles. Further details on the EmpBox distribution are presented in Section 3.1.

Our first result establishes that, as $N \rightarrow \infty$, the stochastic process scaled by $N + 1$ behaves approximately as a discrete-time deterministic system. For $t \geq 0$, we define

$$\eta_t = (i_t, a_t, d_t) = \left(\frac{I_t}{N + 1}, \frac{A_t}{N + 1}, \frac{D_t}{N + 1} \right). \quad (2.3)$$

Notice that, from the epidemic perspective, the fraction i_t corresponds to the proportion of individuals of the population that have not been infected up to time t . Now let $\xi_t = (i_t, \alpha_t, \delta_t)$ be three-dimensional dynamical system described by the

equations

$$\begin{aligned}
\iota_{t+1} &= \iota_t e^{-p\alpha_t}, \\
\alpha_{t+1} &= p\alpha_t + \iota_t (1 - e^{-p\alpha_t}), \\
\delta_{t+1} &= \delta_t + (1 - p)\alpha_t, \\
\iota_0 &= \frac{N}{N+1}, \quad \alpha_0 = \frac{1}{N+1}, \quad \delta_0 = 0.
\end{aligned} \tag{2.4}$$

Again the dependence on N is omitted from the notation, except in cases where it is necessary. The system (2.4) corresponds to a discrete-time Kermack–McKendrick model of epidemics, with removal and infectious rates both equal to p . We refer to Kermack and McKendrick [24, 25] and Hoppensteadt and Peskin [21, Chapter 9] for more details.

Theorem 2.1. *Consider the frog model on \mathcal{K}_{N+1} with geometric lifetimes. For every $t \geq 0$, we have that*

$$\eta_t - \xi_t \xrightarrow{P} \mathbf{0} = (0, 0, 0) \quad \text{as } N \rightarrow \infty, \tag{2.5}$$

where \xrightarrow{P} denotes convergence in probability.

Theorem 2.1 is proved by mathematical induction on t . Roughly speaking, we have that the conditional expected value of the next state of the scaled stochastic process given the current state behaves approximately as the corresponding state of the deterministic model. Consequently, if the stochastic and the deterministic systems are close to each other at a given instant of time t , then the same occurs at time $t + 1$. The proof is inspired by the techniques of Buckley and Pollett [7], whose results can not be directly applied to our models.

Now we examine the long-term behavior of the sequence $\{\xi_t\} = \{\xi_t^{(N)}\}$ given by the deterministic system (2.4), first as t increases and then as N increases. Let $\phi : (0, 1) \rightarrow (0, \infty)$ be the function given by

$$\phi(p) = \frac{p}{1-p}, \quad p \in (0, 1).$$

Let W_0 denote the principal branch of the so-called Lambert W function (which is the multivalued inverse of the function $x \mapsto x e^x$). More details about this function can be found in Corless et al. [10].

Theorem 2.2. *For every $p \in (0, 1)$ and $N \geq 3$, the following limits exist:*

$$\iota_\infty^{(N)} = \lim_{t \rightarrow \infty} \iota_t^{(N)}, \quad \delta_\infty^{(N)} = \lim_{t \rightarrow \infty} \delta_t^{(N)}, \quad \text{and} \quad \lim_{t \rightarrow \infty} \alpha_t^{(N)} = 0,$$

with $\iota_\infty^{(N)} + \delta_\infty^{(N)} = 1$. Furthermore, there exists $\iota_\infty = \lim_{N \rightarrow \infty} \iota_\infty^{(N)}$, which is given by

$$\iota_\infty = \begin{cases} 1 & \text{if } p \leq 1/2, \\ -\frac{1}{\phi(p)} W_0(-\phi(p) e^{-\phi(p)}) & \text{if } p > 1/2. \end{cases}$$

The graph of ι_∞ as a function of p is presented in Figure 1.

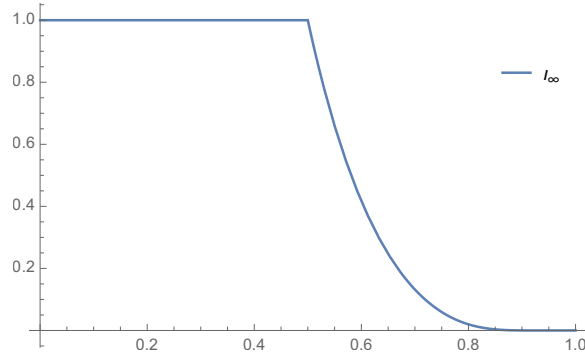


Figure 1. Function $\iota_\infty = \iota_\infty(p)$.

Remark. For a fixed $p \leq 1/2$, $\iota_\infty = 1$ is the unique fixed point of the function

$$\tau(x) = \exp\{-\phi(p)(1 - x)\} \quad (2.6)$$

in the closed interval $[0, 1]$. On the other hand, if $p > 1/2$, then τ has two fixed points in $[0, 1]$, and ι_∞ is the fixed point strictly less than 1. The cases $p = 0.4$ and $p = 0.6$ are illustrated in Figure 2.

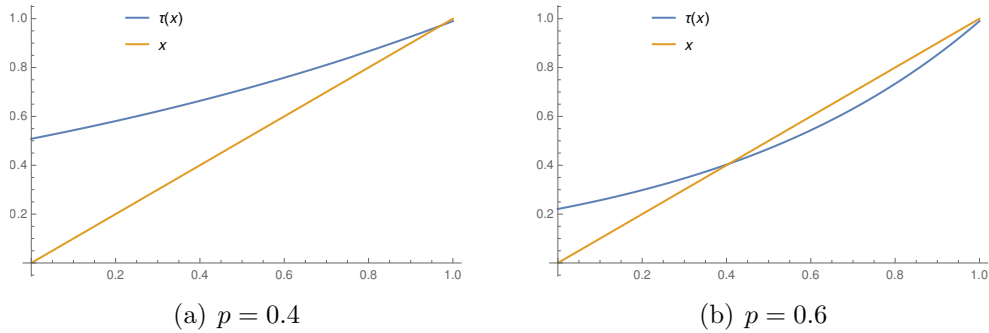


Figure 2. Behavior of the function τ .

The limiting behavior of the deterministic system (2.4) exhibited in Theorem 2.2 is in agreement with the result proved by Alves et al. [3] for the model with geometric lifetimes. Indeed, this result states that the critical value of p below which the final proportion of visited vertices converges in distribution to zero equals $1/2$.

The proofs of Theorems 2.1 and 2.2 are presented respectively in Sections 3.2 and 3.3.

2.2. Nongeometric model. For the model with nongeometric lifetimes, we adopt the same notation as before: I_t is the number of unvisited vertices, A_t is the number of active particles, and D_t is the number of dead particles at time t . The state of the process (scaled by $N + 1$) at time t is summarized by the random vector η_t , as defined in (2.3).

We also use a stochastic representation to describe how the process evolves. Here every active particle always jumps, surviving only if it reaches an unvisited vertex. Hence, given the state of the process (I_t, A_t, D_t) at time t , we consider a single auxiliary random variable

$$Z_{t+1} \sim \text{Binomial}\left(A_t, \frac{I_t}{N}\right), \quad (2.7)$$

which represents the number of active particles that choose new vertices and survive. Consequently, the state of the process at time $t + 1$ is given by

$$\begin{aligned} I_{t+1} &\sim \text{EmpBox}(Z_{t+1}, I_t), \\ A_{t+1} &= Z_{t+1} + I_t - I_{t+1}, \\ D_{t+1} &= N + 1 - I_{t+1} - A_{t+1}. \end{aligned} \quad (2.8)$$

The essence of the two stochastic systems is the set of random variables that help their mathematical modeling. Notice, however, that there are fundamental differences between them. In the geometric model, each active particle determines its survival through the toss of a coin, which is described by the random variable X_{t+1} . In both models, the random variable Z_{t+1} represents the number of particles that choose jumping to unvisited vertices, but for the geometric model the underlying binomial distribution applies to a thinner group of particles (modeled by X_{t+1}). Finally, the most important difference lies in the formula for A_{t+1} : for the geometric model, it has as addends X_{t+1} (number of survivor particles) and $I_t - I_{t+1}$ (number of new

particles introduced in the system), whereas for the nongeometric model the first addend is Z_{t+1} .

For the nongeometric model, we denote the deterministic counterpart of η_t by $\tilde{\xi}_t = (\tilde{l}_t, \tilde{\alpha}_t, \tilde{\delta}_t)$, which is given by the following discrete-time dynamical system:

$$\begin{aligned}\tilde{l}_{t+1} &= \tilde{l}_t e^{-\tilde{\alpha}_t}, \\ \tilde{\alpha}_{t+1} &= \tilde{l}_t (\tilde{\alpha}_t + 1 - e^{-\tilde{\alpha}_t}), \\ \tilde{\delta}_{t+1} &= \tilde{\delta}_t + \tilde{\alpha}_t (1 - \tilde{l}_t), \\ \tilde{l}_0 &= \frac{N}{N+1}, \quad \tilde{\alpha}_0 = \frac{1}{N+1}, \quad \tilde{\delta}_0 = 0.\end{aligned}\tag{2.9}$$

This dynamical system is derived in Alves et al. [3, Section 3.3] for the nongeometric model, through a mean field approximation approach. In this paper, the authors underline the remarkable resemblance in the evolution of the stochastic and the deterministic systems, for various values of the degree of the graph (Figures 1 and 2 in the paper). This is fully justified by the law of large numbers for the trajectory of the process, which we now establish.

Theorem 2.3. *Consider the frog model on \mathcal{K}_{N+1} with nongeometric lifetimes. For every $t \geq 0$, we have that*

$$\eta_t - \tilde{\xi}_t \xrightarrow{P} \mathbf{0} \quad \text{as } N \rightarrow \infty.$$

The analysis of the deterministic system (2.9) is more difficult than that of (2.4), mainly due to the presence of the variable \tilde{l}_t in place of p , in the third equation. For the sake of completeness, we summarize the main results for this system derived by Alves et al. [3, Theorem 3.2], adapting to our notation. The authors prove that, for every fixed N , the sequence $\{\tilde{\alpha}_t\}$ follows the pattern

$$\tilde{\alpha}_0 < \tilde{\alpha}_1 < \cdots < \tilde{\alpha}_{M-1} \leq \tilde{\alpha}_M > \tilde{\alpha}_{M+1} > \tilde{\alpha}_{M+2} > \cdots,$$

for some $M = M(N)$, with $\lim_{t \rightarrow \infty} \tilde{\alpha}_t = 0$. In addition, they establish the existence of the following limits:

$$\tilde{l}_\infty^{(N)} = \lim_{t \rightarrow \infty} \tilde{l}_t \in (0.17, 0.18) \quad \text{and} \quad \tilde{\delta}_\infty^{(N)} = \lim_{t \rightarrow \infty} \tilde{\delta}_t \in (0.82, 0.83).$$

To study the sequence $\{\tilde{l}_\infty^{(N)}\}$, we use a mathematical software to run the deterministic system for various values of N , until it stabilizes. Then, we construct a plot of

the limiting value of the sequence $\{\tilde{\iota}_t^{(N)}\}$ for large t , against N . The plot is shown in Figure 3. This suggests that the sequence $\{\tilde{\iota}_\infty^{(N)}\}$ is increasing in N , and tends to the value 0.174545 as $N \rightarrow \infty$. Thus, it is natural to conjecture that, for the nongeometric model, the final proportion of visited vertices converges in probability to 0.825455 as $N \rightarrow \infty$.

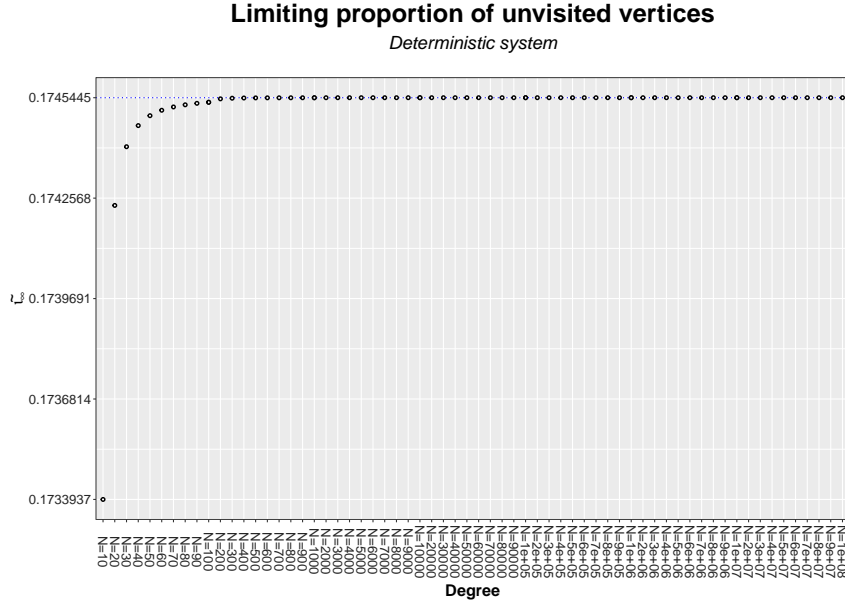


Figure 3. Limiting values of the deterministic trajectory $\tilde{\iota}_t^{(N)}$ for different values of N .

Remark. There is a close relationship between the frog model with nongeometric lifetimes and stochastic models for the transmission of a rumor within a closed finite population. Roughly speaking, we have the following correspondence:

- (i) an inactive particle being awakened = an ignorant individual becoming a spreader after hearing the rumor from a spreader;
- (ii) an active particle jumping to a visited vertex = a spreader contacting somebody who has already heard the rumor (another spreader or a stiffer individual).

Lebensztayn and Rodríguez [29] present results on the asymptotic behavior and a joint construction of a continuous-time frog model on the complete graph and a general version of the stochastic rumor model introduced by Maki and Thompson [35]. Using similar ideas, we conclude that, except by a minor modification, our frog model with nongeometric lifetimes on \mathcal{K}_{N+1} corresponds to a discrete-time

stochastic Maki–Thompson model, in which at each instant of time all spreaders simultaneously make contact with someone else in the population. In this analogy, I_t , A_t and D_t represent respectively the number of ignorant, spreader and stifler individuals at time t . We point out that, in the original Maki–Thompson model, just one spreader makes a contact at each step. For the classical model, Sudbury [41] proved that, as the population size tends to ∞ , the ultimate proportion of ignorants converges in probability to the number $-W_0(-2e^{-2})/2 \approx 0.203188$. The previous numerical analysis indicates that, for the Maki–Thompson model in which all spreaders act simultaneously, the limiting fraction of ignorants in the population would be equal to 0.174545. For more on the definitions and limit theorems for stochastic rumour models, we refer to Daley and Gani [11, Chapter 5], Lebensztayn [28], and Lebensztayn et al. [32].

3. PROOFS

3.1. Auxiliary results. We present here some definitions and results that are useful in the proofs of Theorems 2.1 and 2.3.

We start off with the classical occupancy problem, referring the interested reader to Johnson et al. [22, Section 4 of Chapter 10] for more details. Consider the random placement of b balls into c boxes, in such a way that the balls are thrown independently and uniformly into the boxes. Let X denote the number of empty boxes after the balls have been distributed. Then the probability mass function of X is given by

$$P(X = x) = \sum_{i=0}^{c-x} (-1)^i \binom{x+i}{i} \binom{c}{x+i} \left(1 - \frac{x+i}{c}\right)^b, \quad x = 0, 1, \dots, c.$$

We write $X \sim \text{EmpBox}(b, c)$. In the sequel, we will use the formulas for the expectation and the variance of X , which are given by

$$E(X) = c \left(\frac{c-1}{c} \right)^b, \quad \text{and} \tag{3.1}$$

$$\text{Var}(X) = c(c-1) \left(\frac{c-2}{c} \right)^b + c \left(\frac{c-1}{c} \right)^b - c^2 \left(\frac{c-1}{c} \right)^{2b}. \tag{3.2}$$

In the proofs, we will also use the following well-known result about the probability generating function of the binomial distribution. Let Y be a random variable with

Binomial(n, p) distribution, $n \geq 1$, $p \in (0, 1)$. Then, for every $s \in \mathbb{R}$,

$$E(s^Y) = [1 - p(1 - s)]^n, \text{ and} \quad (3.3)$$

$$E(Ys^Y) = nps[1 - p(1 - s)]^{n-1}. \quad (3.4)$$

3.2. Proof of Theorem 2.1. The proof of (2.5) proceeds by mathematical induction on t . Let

$$\mathcal{F}_t = \sigma(\{(I_s, A_s, D_s) : 0 \leq s \leq t\}), \quad t \geq 0,$$

be the natural filtration generated by the process $\{(I_t, A_t, D_t)\}_{t \geq 0}$. In words, \mathcal{F}_t represents all the information available from the process at time t . For $t \geq 0$, let us define $\mathbb{E}(\cdot) = E(\cdot | \mathcal{F}_t)$, $\mathbb{V}(\cdot) = \text{Var}(\cdot | \mathcal{F}_t)$, and $\mathbb{C}(\cdot, \odot) = \text{Cov}(\cdot, \odot | \mathcal{F}_t)$.

In the first step of the proof of Theorem 2.1, we write down closed formulas for the conditional expectation and the conditional variance of the next state of the Markov chain $\{(I_t, A_t, D_t)\}$, given the current state:

$$\mathbb{E}((I_{t+1}, A_{t+1}, D_{t+1})) := (\mathbb{E}(I_{t+1}), \mathbb{E}(A_{t+1}), \mathbb{E}(D_{t+1})), \text{ and}$$

$$\mathbb{V}((I_{t+1}, A_{t+1}, D_{t+1})) := (\mathbb{V}(I_{t+1}), \mathbb{V}(A_{t+1}), \mathbb{V}(D_{t+1})).$$

For these computations, we use the expressions for the expected value and variance of the EmpBox distribution, and the results for the binomial distribution, which are presented in Section 3.1.

In the second step of the proof, we assume that (2.5) holds true for some $t \geq 0$, and prove that

$$\mathbb{E}(\eta_{t+1}) - \xi_{t+1} \xrightarrow{P} \mathbf{0} \quad \text{and} \quad \mathbb{V}(\eta_{t+1}) \xrightarrow{P} \mathbf{0} \quad \text{as } N \rightarrow \infty. \quad (3.5)$$

That is, under the induction hypothesis, we have that the conditional expected value of the next state of the scaled process given the current state is well approximated by the corresponding state of the deterministic model, and the vector of conditional variances is close to $\mathbf{0}$. Once (3.5) is established, we show the inductive step by using fundamental results of probability theory. The two steps just described are formalized in Lemmas 3.1 to 3.4, which are stated in the sequel.

Lemma 3.1. *For every $t \geq 0$, the conditional expectations of I_{t+1} , A_{t+1} and D_{t+1} given \mathcal{F}_t are, respectively,*

$$\begin{aligned}\mathbb{E}(I_{t+1}) &= I_t \left(1 - \frac{p}{N}\right)^{A_t}, \\ \mathbb{E}(A_{t+1}) &= pA_t + I_t \left(1 - \left(1 - \frac{p}{N}\right)^{A_t}\right), \\ \mathbb{E}(D_{t+1}) &= D_t + (1 - p)A_t.\end{aligned}$$

Proof. First, it follows from (2.1) and (3.3) that, for every $s \in \mathbb{R}$,

$$\mathbb{E}(s^{Z_{t+1}} | X_{t+1}) = E(s^{Z_{t+1}} | X_{t+1}, \mathcal{F}_t) = \left(1 - \frac{I_t}{N}(1 - s)\right)^{X_{t+1}},$$

whence, taking again the expected value,

$$\mathbb{E}(s^{Z_{t+1}}) = \left(1 - \frac{pI_t}{N}(1 - s)\right)^{A_t}. \quad (3.6)$$

Now recalling (2.2) and applying (3.1), we obtain that

$$\mathbb{E}(I_{t+1} | Z_{t+1}) = I_t \left(\frac{I_t - 1}{I_t}\right)^{Z_{t+1}}.$$

Therefore,

$$\mathbb{E}(I_{t+1}) = I_t \left(1 - \frac{pI_t}{N} \cdot \frac{1}{I_t}\right)^{A_t} = I_t \left(1 - \frac{p}{N}\right)^{A_t}.$$

Since $A_{t+1} = X_{t+1} + I_t - I_{t+1}$ and $D_{t+1} = N + 1 - A_{t+1} - I_{t+1}$, we have that

$$\begin{aligned}\mathbb{E}(A_{t+1}) &= pA_t + I_t \left(1 - \left(1 - \frac{p}{N}\right)^{A_t}\right), \text{ and} \\ \mathbb{E}(D_{t+1}) &= N + 1 - pA_t - I_t = D_t + (1 - p)A_t,\end{aligned}$$

as desired. □

Lemma 3.2. *For every $t \geq 0$, the conditional variances of I_{t+1} , D_{t+1} and A_{t+1} given \mathcal{F}_t are, respectively,*

$$\begin{aligned}\mathbb{V}(I_{t+1}) &= I_t \left((I_t - 1) \left(1 - \frac{2p}{N}\right)^{A_t} - I_t \left(1 - \frac{p}{N}\right)^{2A_t} + \left(1 - \frac{p}{N}\right)^{A_t} \right), \\ \mathbb{V}(D_{t+1}) &= A_t p(1 - p), \\ \mathbb{V}(A_{t+1}) &= \mathbb{V}(I_{t+1}) + \mathbb{V}(D_{t+1}) + 2pA_t I_t \left(1 - \frac{p}{N}\right)^{A_t} \left(\frac{1 - p}{N - p}\right).\end{aligned}$$

Proof. From (3.1) and (3.2), we have that

$$\mathbb{E}(I_{t+1}|Z_{t+1}) = I_t \left(\frac{I_t - 1}{I_t} \right)^{Z_{t+1}} \quad \text{and}$$

$$\text{Var}(I_{t+1}|Z_{t+1}, \mathcal{F}_t) = I_t(I_t - 1) \left(\frac{I_t - 2}{I_t} \right)^{Z_{t+1}} + I_t \left(\frac{I_t - 1}{I_t} \right)^{Z_{t+1}} - I_t^2 \left(\frac{I_t - 1}{I_t} \right)^{2Z_{t+1}}.$$

Hence, using the law of total variance and (3.6), we conclude that

$$\begin{aligned} \mathbb{V}(I_{t+1}) &= I_t(I_t - 1) \left(1 - \frac{2p}{N} \right)^{A_t} + I_t \left(1 - \frac{p}{N} \right)^{A_t} - I_t^2 E \left(\left(\frac{I_t - 1}{I_t} \right)^{2Z_{t+1}} \middle| \mathcal{F}_t \right) + \\ &\quad + I_t^2 E \left(\left(\frac{I_t - 1}{I_t} \right)^{2Z_{t+1}} \middle| \mathcal{F}_t \right) - I_t^2 \left(1 - \frac{p}{N} \right)^{2A_t} \\ &= I_t(I_t - 1) \left(1 - \frac{2p}{N} \right)^{A_t} + I_t \left(1 - \frac{p}{N} \right)^{A_t} - I_t^2 \left(1 - \frac{p}{N} \right)^{2A_t}. \end{aligned}$$

Moreover, as $D_{t+1} = N + 1 - X_{t+1} - I_t$, we get

$$\mathbb{V}(D_{t+1}) = \mathbb{V}(X_{t+1}) = A_t p(1 - p).$$

In order to compute the conditional variance of A_{t+1} given \mathcal{F}_t , recall that $A_{t+1} = X_{t+1} + I_t - I_{t+1}$. Thus,

$$\mathbb{V}(A_{t+1}) = \mathbb{V}(I_{t+1}) + \mathbb{V}(D_{t+1}) - 2 \mathbb{C}(I_{t+1}, X_{t+1}).$$

To finish the proof, it suffices to show that

$$\mathbb{C}(I_{t+1}, X_{t+1}) = -p A_t I_t \left(1 - \frac{p}{N} \right)^{A_t} \left(\frac{1 - p}{N - p} \right). \quad (3.7)$$

To compute the conditional covariance in (3.7), first notice that

$$\begin{aligned} \mathbb{E}(I_{t+1}|X_{t+1}) &= \mathbb{E}(\mathbb{E}(I_{t+1}|X_{t+1}, Z_{t+1})|X_{t+1}) \\ &= \mathbb{E} \left(I_t \left(\frac{I_t - 1}{I_t} \right)^{Z_{t+1}} \middle| X_{t+1} \right) = I_t \left(1 - \frac{1}{N} \right)^{X_{t+1}}. \end{aligned}$$

Hence, using formula (3.4), we have that

$$\begin{aligned} \mathbb{E}(I_{t+1} X_{t+1}) &= \mathbb{E}(X_{t+1} \mathbb{E}(I_{t+1}|X_{t+1})) \\ &= \mathbb{E} \left(X_{t+1} I_t \left(1 - \frac{1}{N} \right)^{X_{t+1}} \right) = p A_t I_t \left(1 - \frac{1}{N} \right) \left(1 - \frac{p}{N} \right)^{A_t - 1}. \end{aligned}$$

Consequently,

$$\begin{aligned} \mathbb{C}(I_{t+1}, X_{t+1}) &= \mathbb{E}(I_{t+1} X_{t+1}) - \mathbb{E}(I_{t+1}) \mathbb{E}(X_{t+1}) \\ &= p A_t I_t \left(1 - \frac{p}{N} \right)^{A_t} \left[\left(1 - \frac{p}{N} \right)^{-1} \left(1 - \frac{1}{N} \right) - 1 \right] \end{aligned}$$

$$= -p A_t I_t \left(1 - \frac{p}{N}\right)^{A_t} \left(\frac{1-p}{N-p}\right).$$

Thus, (3.7) holds and the proof is complete. \square

With the previous two lemmas in hand, we may now establish two preparatory results for the proof of Theorem 2.1.

Lemma 3.3. *Suppose that $\eta_t - \xi_t \xrightarrow{P} \mathbf{0}$ as $N \rightarrow \infty$, for some $t \geq 0$. Then,*

$$\mathbb{E}(\eta_{t+1}) - \xi_{t+1} \xrightarrow{P} \mathbf{0} \quad \text{as } N \rightarrow \infty.$$

Proof. Assume that $\eta_t - \xi_t \xrightarrow{P} \mathbf{0}$ for some $t \geq 0$. Given $N \geq 3$ and $p \in [0, 1]$, we define the function

$$\psi(i, a) = \psi_{N,p}(i, a) = i \left(1 - \frac{p}{N}\right)^{(N+1)a}, \quad (i, a) \in [0, 1]^2.$$

By Lemma 3.1, we have that

$$\mathbb{E}(i_{t+1}) = i_t \left(1 - \frac{p}{N}\right)^{(N+1)a_t} = \psi(i_t, a_t).$$

Then, using the definition of ι_{t+1} given in (2.4) and triangle inequality,

$$\begin{aligned} |\mathbb{E}(i_{t+1}) - \iota_{t+1}| &= |\psi(i_t, a_t) - \iota_t e^{-p\alpha_t}| \\ &\leq |\psi(i_t, a_t) - \psi(\iota_t, \alpha_t)| + |\iota_t e^{-p\alpha_t} - \psi(\iota_t, \alpha_t)|. \end{aligned} \tag{3.8}$$

But for every $N \geq 3$, $p \in [0, 1]$ and $(i, a) \in [0, 1]^2$,

$$\begin{aligned} \left| \frac{\partial \psi(i, a)}{\partial i} \right| &= \left| \left(1 - \frac{p}{N}\right)^{(N+1)a} \right| \leq 1, \quad \text{and} \\ \left| \frac{\partial \psi(i, a)}{\partial a} \right| &= \left| i \left(1 - \frac{p}{N}\right)^{(N+1)a} (N+1) \log \left(1 - \frac{p}{N}\right) \right| \\ &\leq -(N+1) \log \left(1 - \frac{1}{N}\right) \leq 2. \end{aligned}$$

This implies that ψ is a Lipschitz continuous function in $[0, 1]^2$, with Lipschitz constant at most equal to $\sqrt{5}$. Consequently,

$$|\psi(i_t, a_t) - \psi(\iota_t, \alpha_t)| \leq \sqrt{5} \|(i_t, a_t) - (\iota_t, \alpha_t)\| \xrightarrow{P} 0, \tag{3.9}$$

as $N \rightarrow \infty$. In addition, standard calculus shows that

$$\begin{aligned} |\iota_t e^{-p\alpha_t} - \psi(\iota_t, \alpha_t)| &\leq e^{-p\alpha_t} - \left(1 - \frac{p}{N}\right)^{(N+1)\alpha_t} \\ &\leq e^{-p} - \left(1 - \frac{p}{N}\right)^{(N+1)} \rightarrow 0, \end{aligned} \tag{3.10}$$

as $N \rightarrow \infty$. From (3.8), (3.9) and (3.10), it follows that

$$\mathbb{E}(i_{t+1}) - \iota_{t+1} \xrightarrow{P} 0 \quad \text{as } N \rightarrow \infty. \quad (3.11)$$

Now, using Lemma 3.1 and formula (2.4), we have

$$\begin{aligned} \mathbb{E}(d_{t+1}) - \delta_{t+1} &= d_t + (1-p)a_t - [\delta_t + (1-p)\alpha_t] \\ &= d_t - \delta_t + (1-p)(a_t - \alpha_t) \xrightarrow{P} 0, \end{aligned}$$

as $N \rightarrow \infty$. Since $i_{t+1} + d_{t+1} + a_{t+1} = \iota_{t+1} + \delta_{t+1} + \alpha_{t+1} = 1$, we conclude that $\mathbb{E}(a_{t+1}) - \alpha_{t+1} \xrightarrow{P} 0$. \square

Lemma 3.4. *For every $t \geq 0$, we have that*

$$\mathbb{V}(\eta_{t+1}) \xrightarrow{P} \mathbf{0} \quad \text{as } N \rightarrow \infty.$$

Proof. The result is a consequence of Lemma 3.2. First, we claim that

$$\mathbb{V}(i_{t+1}) \leq \frac{1}{N+1}. \quad (3.12)$$

To prove (3.12), we distinguish three cases:

(i) If $I_t = 0$, then $\mathbb{V}(i_{t+1}) = 0$.

(ii) If $I_t = 1$, then

$$\mathbb{V}(i_{t+1}) = \left(\frac{1}{N+1} \right)^2 \left[\left(1 - \frac{p}{N} \right)^{A_t} - \left(1 - \frac{p}{N} \right)^{2A_t} \right] \leq \left(\frac{1}{N+1} \right)^2.$$

(iii) If $I_t \geq 2$, then

$$\begin{aligned} \mathbb{V}(i_{t+1}) &= i_t \left(\left(i_t - \frac{1}{N+1} \right) \left(1 - \frac{2p}{N} \right)^{A_t} - i_t \left(1 - \frac{p}{N} \right)^{2A_t} + \frac{1}{N+1} \left(1 - \frac{p}{N} \right)^{A_t} \right) \\ &\leq i_t \left(i_t \left[\left(1 - \frac{2p}{N} \right)^{A_t} - \left(1 - \frac{p}{N} \right)^{2A_t} \right] + \frac{1}{N+1} \right). \end{aligned}$$

Applying Bernoulli's inequality, we conclude that the expression between brackets is nonpositive, so

$$\mathbb{V}(i_{t+1}) \leq \frac{i_t}{N+1} \leq \frac{1}{N+1}.$$

Thus, (3.12) holds, and, from this equation, it follows that $\mathbb{V}(i_{t+1}) \xrightarrow{P} 0$ as $N \rightarrow \infty$.

Furthermore,

$$\mathbb{V}(d_{t+1}) = a_t \frac{p(1-p)}{N+1} \leq \frac{p(1-p)}{N+1} \xrightarrow{P} 0,$$

as $N \rightarrow \infty$. Finally, we observe that

$$\begin{aligned}\mathbb{V}(a_{t+1}) &= \mathbb{V}(i_{t+1}) + \mathbb{V}(d_{t+1}) + 2p a_t i_t \left(1 - \frac{p}{N}\right)^{A_t} \left(\frac{1-p}{N-p}\right) \\ &\leq \mathbb{V}(i_{t+1}) + \mathbb{V}(d_{t+1}) + 2p \left(\frac{1-p}{N-p}\right),\end{aligned}$$

whence $\mathbb{V}(a_{t+1}) \xrightarrow{P} 0$. \square

Proof of Theorem 2.1. We proceed by induction. For $t = 0$, the statement is trivially true, as the initial conditions of the stochastic model and the deterministic system coincide. Now, let $t \geq 0$, and assume (2.5) is true. By Lemma 3.3, we have that $\mathbb{E}(i_{t+1}) - \iota_{t+1} \xrightarrow{P} 0$ as $N \rightarrow \infty$, hence the dominated convergence theorem yields

$$E(i_{t+1}) - \iota_{t+1} \rightarrow 0, \quad \text{and}$$

$$\text{Var}(\mathbb{E}(i_{t+1})) \rightarrow 0.$$

Thus, using Lemma 3.4 and the dominated convergence theorem again, we get

$$\text{Var}(i_{t+1}) = E(\mathbb{V}(i_{t+1})) + \text{Var}(\mathbb{E}(i_{t+1})) \rightarrow 0.$$

Therefore, by Markov inequality, for every $\varepsilon > 0$, we have that

$$P(|i_{t+1} - \iota_{t+1}| > \varepsilon) \leq \frac{1}{\varepsilon^2} (\text{Var}(i_{t+1}) + [E(i_{t+1}) - \iota_{t+1}]^2) \rightarrow 0.$$

So $i_{t+1} - \iota_{t+1} \xrightarrow{P} 0$ as $N \rightarrow \infty$. The same arguments hold for the other components of the random vector $\eta_{t+1} - \xi_{t+1}$, thereby completing the induction step. \square

3.3. Proof of Theorem 2.2. Fixed $p \in (0, 1)$ and $N \geq 3$, recall that $\xi_t = (\iota_t, \alpha_t, \delta_t)$ satisfies the equations

$$\iota_{t+1} = \iota_t e^{-p\alpha_t}, \tag{3.13a}$$

$$\alpha_{t+1} = p\alpha_t + \iota_t (1 - e^{-p\alpha_t}), \tag{3.13b}$$

$$\delta_{t+1} = \delta_t + (1-p)\alpha_t, \tag{3.13c}$$

$$\iota_0 = \frac{N}{N+1}, \quad \alpha_0 = \frac{1}{N+1}, \quad \delta_0 = 0.$$

Notice that ι_t , α_t and δ_t are positive for every $t \geq 1$, and $\iota_t + \alpha_t + \delta_t = 1$ for every $t \geq 0$. Moreover, as $\{\iota_t\}$ is decreasing and $\{\delta_t\}$ is increasing in t , the following limits

exist:

$$\iota_\infty^{(N)} = \lim_{t \rightarrow \infty} \iota_t^{(N)} \quad \text{and} \quad \delta_\infty^{(N)} = \lim_{t \rightarrow \infty} \delta_t^{(N)}.$$

From (3.13c), it follows that $\lim_{t \rightarrow \infty} \alpha_t^{(N)} = 0$, thus $\iota_\infty^{(N)} + \delta_\infty^{(N)} = 1$.

Now from (3.13a), we obtain that for $t \geq 1$,

$$\iota_t = \iota_0 \exp \left\{ -p \sum_{j=0}^{t-1} \alpha_j \right\}.$$

However, from (3.13c),

$$\sum_{j=0}^{t-1} \alpha_j = \frac{1}{1-p} \sum_{j=0}^{t-1} (\delta_{j+1} - \delta_j) = \frac{\delta_t}{1-p}.$$

Therefore,

$$\iota_t = \iota_0 \exp \{ -\phi(p) \delta_t \}, \quad t \geq 0.$$

Taking $t \rightarrow \infty$, we conclude that $\iota_\infty^{(N)}$ is the unique fixed point of the function

$$\tau^{(N)}(x) = \left(\frac{N}{N+1} \right) \exp \{ -\phi(p)(1-x) \}$$

in the interval $[0, 1]$.

Since $\tau^{(N)}(x) \leq \tau^{(N+1)}(x)$ for every x , we have that $\iota_\infty^{(N)} \leq \iota_\infty^{(N+1)}$, hence there exists $\iota_\infty = \lim_{N \rightarrow \infty} \iota_\infty^{(N)}$. Next, we observe that the sequence of functions $\{\tau^{(N)}\}$ converges uniformly as $N \rightarrow \infty$ to the function τ defined in (2.6). Consequently, ι_∞ is a fixed point of the function τ in $[0, 1]$.

Now, if $p \leq 1/2$, then $\tau'(1) = \phi(p) \leq 1$, so $\iota_\infty = 1$ is the unique fixed point of τ in $[0, 1]$. On the other hand, if $p > 1/2$, then $\tau'(1) = \phi(p) > 1$, and τ has two fixed points, one at $x_1 = -[\phi(p)]^{-1} W_0(-\phi(p) e^{-\phi(p)}) < 1$, and the other at $x_2 = 1$. To finish the proof, it is enough to show that $\iota_\infty < 1$ for $p > 1/2$. To accomplish this, we use that, for every $x \in (0, 1)$,

$$-\frac{x(1+x)}{1-x} \leq \log(1-x). \quad (3.14)$$

By taking $x = 2p - 1$ in (3.14), we obtain that

$$\tau^{(N)}(2(1-p)) < \exp \left\{ -\frac{p}{1-p} (2p-1) \right\} \leq 2(1-p),$$

so that $\iota_\infty^{(N)} < 2(1-p)$. Hence, $\iota_\infty \leq 2(1-p) < 1$. \square

3.4. Proof of Theorem 2.3. We follow a strategy similar to the one used in the proof of Theorem 2.1. As we observe in Section 2.2, for the nongeometric model, the Markov chain $\{(I_t, A_t, D_t)\}_{t \geq 0}$ has transitions described by the pair of formulas (2.7)–(2.8), which are essentially different from (2.1)–(2.2), set out for the geometric model. This entails that other computations are needed in establishing the analogues of Lemmas 3.1 to 3.4. We include the details here, mainly for the sake of completeness. For $t \geq 0$, let $\mathcal{F}_t = \sigma(\{(I_s, A_s, D_s) : 0 \leq s \leq t\})$.

Lemma 3.5. *For every $t \geq 0$, the conditional expectations of I_{t+1} , A_{t+1} and D_{t+1} given \mathcal{F}_t are, respectively,*

$$\begin{aligned}\mathbb{E}(I_{t+1}) &= I_t \left(1 - \frac{1}{N}\right)^{A_t}, \\ \mathbb{E}(A_{t+1}) &= I_t \left[\frac{A_t}{N} + 1 - \left(1 - \frac{1}{N}\right)^{A_t} \right], \\ \mathbb{E}(D_{t+1}) &= D_t + \left(1 - \frac{I_t}{N}\right) A_t.\end{aligned}$$

Lemma 3.6. *For every $t \geq 0$, the conditional variances of I_{t+1} , D_{t+1} and A_{t+1} given \mathcal{F}_t are, respectively,*

$$\begin{aligned}\mathbb{V}(I_{t+1}) &= I_t \left((I_t - 1) \left(1 - \frac{2}{N}\right)^{A_t} - I_t \left(1 - \frac{1}{N}\right)^{2A_t} + \left(1 - \frac{1}{N}\right)^{A_t} \right), \\ \mathbb{V}(D_{t+1}) &= A_t \left(\frac{I_t}{N} \right) \left(1 - \frac{I_t}{N} \right), \\ \mathbb{V}(A_{t+1}) &= \mathbb{V}(I_{t+1}) + \mathbb{V}(D_{t+1}) + \frac{2A_t I_t}{N} \left(1 - \frac{1}{N}\right)^{A_t} \left(\frac{N - I_t}{N - 1} \right).\end{aligned}$$

Lemma 3.7. *Suppose that $\eta_t - \tilde{\xi}_t \xrightarrow{P} \mathbf{0}$ as $N \rightarrow \infty$, for some $t \geq 0$. Then,*

$$\mathbb{E}(\eta_{t+1}) - \tilde{\xi}_{t+1} \xrightarrow{P} \mathbf{0} \quad \text{as } N \rightarrow \infty.$$

Lemma 3.8. *For every $t \geq 0$, we have that*

$$\mathbb{V}(\eta_{t+1}) \xrightarrow{P} \mathbf{0} \quad \text{as } N \rightarrow \infty.$$

Using Lemmas 3.7 and 3.8, Theorem 2.3 is shown by induction on t , as we have done for Theorem 2.1.

Proof of Lemma 3.5. From (2.7) and (3.3), we have that, for every $s \in \mathbb{R}$,

$$\mathbb{E}(s^{Z_{t+1}}) = \left(1 - \frac{I_t}{N}(1-s)\right)^{A_t}. \quad (3.15)$$

But from (3.1),

$$\mathbb{E}(I_{t+1}|Z_{t+1}) = I_t \left(\frac{I_t - 1}{I_t}\right)^{Z_{t+1}}.$$

Taking the expectation and using (3.15) gives

$$\mathbb{E}(I_{t+1}) = I_t \left(1 - \frac{I_t}{N} \cdot \frac{1}{I_t}\right)^{A_t} = I_t \left(1 - \frac{1}{N}\right)^{A_t}.$$

The formulas for the conditional expectations of A_{t+1} and D_{t+1} follow from the facts that $A_{t+1} = Z_{t+1} + I_t - I_{t+1}$ and $D_{t+1} = N + 1 - A_{t+1} - I_{t+1}$. \square

Proof of Lemma 3.6. Using (3.1) and (3.2), we obtain

$$\mathbb{E}(I_{t+1}|Z_{t+1}) = I_t \left(\frac{I_t - 1}{I_t}\right)^{Z_{t+1}} \text{ and}$$

$$\mathbb{V}(I_{t+1}|Z_{t+1}) = I_t(I_t - 1) \left(\frac{I_t - 2}{I_t}\right)^{Z_{t+1}} + I_t \left(\frac{I_t - 1}{I_t}\right)^{Z_{t+1}} - I_t^2 \left(\frac{I_t - 1}{I_t}\right)^{2Z_{t+1}}.$$

Thus, the law of total variance and (3.15) yield

$$\begin{aligned} \mathbb{V}(I_{t+1}) &= I_t(I_t - 1) \left(1 - \frac{2}{N}\right)^{A_t} + I_t \left(1 - \frac{1}{N}\right)^{A_t} - I_t^2 E\left(\left(\frac{I_t - 1}{I_t}\right)^{2Z_{t+1}} \middle| \mathcal{F}_t\right) + \\ &\quad + I_t^2 E\left(\left(\frac{I_t - 1}{I_t}\right)^{2Z_{t+1}} \middle| \mathcal{F}_t\right) - I_t^2 \left(1 - \frac{1}{N}\right)^{2A_t} \\ &= I_t(I_t - 1) \left(1 - \frac{2}{N}\right)^{A_t} - I_t^2 \left(1 - \frac{1}{N}\right)^{2A_t} + I_t \left(1 - \frac{1}{N}\right)^{A_t}. \end{aligned}$$

Since $D_{t+1} = N + 1 - Z_{t+1} - I_t$, we have that

$$\mathbb{V}(D_{t+1}) = \mathbb{V}(Z_{t+1}) = A_t \left(\frac{I_t}{N}\right) \left(1 - \frac{I_t}{N}\right).$$

Now, as $A_{t+1} = Z_{t+1} + I_t - I_{t+1}$, we get

$$\mathbb{V}(A_{t+1}) = \mathbb{V}(I_{t+1}) + \mathbb{V}(D_{t+1}) - 2\mathbb{C}(I_{t+1}, Z_{t+1}). \quad (3.16)$$

But, using formula (3.4),

$$\begin{aligned} \mathbb{E}(I_{t+1}Z_{t+1}) &= \mathbb{E}(Z_{t+1} \mathbb{E}(I_{t+1}|Z_{t+1})) \\ &= \mathbb{E}\left(Z_{t+1} I_t \left(\frac{I_t - 1}{I_t}\right)^{Z_{t+1}}\right) = \frac{A_t I_t (I_t - 1)}{N} \left(1 - \frac{1}{N}\right)^{A_t - 1}. \end{aligned}$$

Therefore,

$$\begin{aligned}\mathbb{C}(I_{t+1}, Z_{t+1}) &= \mathbb{E}(I_{t+1}Z_{t+1}) - \mathbb{E}(I_{t+1})\mathbb{E}(Z_{t+1}) \\ &= \frac{A_t I_t}{N} \left(1 - \frac{1}{N}\right)^{A_t} \left[(I_t - 1) \left(\frac{N}{N-1}\right) - I_t \right] \\ &= \frac{A_t I_t}{N} \left(1 - \frac{1}{N}\right)^{A_t} \left(\frac{I_t - N}{N-1}\right).\end{aligned}$$

Substituting this in (3.16) gives the desired formula for $\mathbb{V}(A_{t+1})$. \square

Proof of Lemma 3.7. Suppose that $\eta_t - \tilde{\xi}_t \xrightarrow{P} \mathbf{0}$ for some $t \geq 0$. By following the same steps as in the proof of (3.11) (Lemma 3.3) with $p = 1$, we obtain that $\mathbb{E}(i_{t+1}) - \tilde{i}_{t+1} \xrightarrow{P} 0$ as $N \rightarrow \infty$. From Lemma 3.5 and formula (2.9),

$$\mathbb{E}(d_{t+1}) - \tilde{d}_{t+1} = d_t - \tilde{d}_t + a_t \left[1 - \left(\frac{N+1}{N}\right) i_t \right] - \tilde{a}_t(1 - \tilde{i}_t).$$

Then, applying the method used in establishing (3.11), with the function

$$\varphi_N(i, a) = a \left[1 - \left(\frac{N+1}{N}\right) i \right], \quad (i, a) \in [0, 1]^2,$$

which is Lipschitz continuous with Lipschitz constant at most $\sqrt{5}$, we conclude that $\mathbb{E}(d_{t+1}) - \tilde{d}_{t+1} \xrightarrow{P} 0$ as $N \rightarrow \infty$. Using that $i_{t+1} + d_{t+1} + a_{t+1} = \tilde{i}_{t+1} + \tilde{d}_{t+1} + \tilde{a}_{t+1} = 1$, we deduce that $\mathbb{E}(a_{t+1}) - \tilde{a}_{t+1} \xrightarrow{P} 0$. \square

Proof of Lemma 3.8. Notice that, from Lemma 3.6,

$$\begin{aligned}\mathbb{V}(i_{t+1}) &= i_t \left(\left(i_t - \frac{1}{N+1} \right) \left(1 - \frac{2}{N} \right)^{A_t} - i_t \left(1 - \frac{1}{N} \right)^{2A_t} + \frac{1}{N+1} \left(1 - \frac{1}{N} \right)^{A_t} \right), \\ \mathbb{V}(d_{t+1}) &= \frac{a_t i_t}{N} \left(1 - \frac{I_t}{N} \right), \\ \mathbb{V}(a_{t+1}) &= \mathbb{V}(i_{t+1}) + \mathbb{V}(d_{t+1}) + \frac{2 a_t i_t}{N} \left(1 - \frac{1}{N} \right)^{A_t} \left(\frac{N - I_t}{N-1} \right).\end{aligned}$$

We prove that $\mathbb{V}(\eta_{t+1}) \xrightarrow{P} \mathbf{0}$ as $N \rightarrow \infty$, by following a similar line of arguments as in the proof of Lemma 3.4. \square

REFERENCES

- [1] O. S. M. Alves, F. P. Machado, and S. Popov. Phase transition for the frog model. *Electron. J. Probab.*, 7(16):21 pp., 2002.

- [2] O. S. M. Alves, F. P. Machado, and S. Popov. The shape theorem for the frog model. *Ann. Appl. Probab.*, 12(2):533–546, 2002.
- [3] O. S. M. Alves, E. Lebensztayn, F. P. Machado, and M. Z. Martinez. Random walks systems on complete graphs. *Bull. Braz. Math. Soc. (N.S.)*, 37(4):571–580, 2006.
- [4] A. D. Barbour. Density dependent Markov population processes. In *Biological growth and spread (Proc. Conf., Heidelberg, 1979)*, volume 38 of *Lecture Notes in Biomath.*, pages 36–49. Springer, Berlin, 1980.
- [5] I. Benjamini, L. R. Fontes, J. Hermon, and F. P. Machado. On an epidemic model on finite graphs. arXiv:1610.04301, 2018.
- [6] D. Bertacchi, F. P. Machado, and F. Zucca. Local and global survival for nonhomogeneous random walk systems on \mathbb{Z} . *Adv. in Appl. Probab.*, 46(1): 256–278, 2014.
- [7] F. M. Buckley and P. K. Pollett. Limit theorems for discrete-time metapopulation models. *Probab. Surv.*, 7:53–83, 2010.
- [8] N. Carter, B. Dygert, S. Lacina, C. Litterell, A. Stromme, and A. You. Frog model wakeup time on the complete graph. *Rose-Hulman Undergrad. Math. J.*, 17(2):Art. 9, 157–169, 2016.
- [9] F. Comets, J. Quastel, and A. F. Ramírez. Fluctuations of the front in a one dimensional model of $X + Y \rightarrow 2X$. *Trans. Amer. Math. Soc.*, 361(11): 6165–6189, 2009.
- [10] R. M. Corless, G. H. Gonnet, D. E. G. Hare, D. J. Jeffrey, and D. E. Knuth. On the Lambert W function. *Adv. Comput. Math.*, 5(4):329–359, 1996.
- [11] D. J. Daley and J. Gani. *Epidemic modelling: An introduction*, volume 15 of *Cambridge Studies in Mathematical Biology*. Cambridge University Press, Cambridge, 1999.
- [12] R. W. R. Darling and J. R. Norris. Differential equation approximations for Markov chains. *Probab. Surv.*, 5:37–79, 2008.
- [13] S. N. Ethier and T. G. Kurtz. *Markov Processes: Characterization and Convergence*. Wiley Series in Probability and Statistics. John Wiley & Sons, New York, 2005.

- [14] L. R. Fontes, F. P. Machado, and A. Sarkar. The critical probability for the frog model is not a monotonic function of the graph. *J. Appl. Probab.*, 41(1):292–298, 2004.
- [15] J. Hermon. Frogs on trees? *Electron. J. Probab.*, 23(17):40 pp., 2018.
- [16] T. Höfelsauer and F. Weidner. The speed of frogs with drift on \mathbb{Z} . *Markov Process. Related Fields*, 22(2):379–392, 2016.
- [17] C. Hoffman, T. Johnson, and M. Junge. From transience to recurrence with Poisson tree frogs. *Ann. Appl. Probab.*, 26(3):1620–1635, 2016.
- [18] C. Hoffman, T. Johnson, and M. Junge. Recurrence and transience for the frog model on trees. *Ann. Probab.*, 45(5):2826–2854, 2017.
- [19] C. Hoffman, T. Johnson, and M. Junge. Cover time for the frog model on trees. arXiv:1802.03428, 2018.
- [20] C. Hoffman, T. Johnson, and M. Junge. Infection spread for the frog model on trees. arXiv:1710.05884, 2018.
- [21] F. C. Hoppensteadt and C. S. Peskin. *Modeling and simulation in medicine and the life sciences*, volume 10 of *Texts in Applied Mathematics*. Springer, New York, second edition, 2002.
- [22] N. L. Johnson, A. W. Kemp, and S. Kotz. *Univariate discrete distributions*. Wiley Series in Probability and Statistics. John Wiley & Sons, New York, third edition, 2005.
- [23] T. Johnson and M. Junge. The critical density for the frog model is the degree of the tree. *Electron. Commun. Probab.*, 21(82):12 pp., 2016.
- [24] W. O. Kermack and A. G. McKendrick. A contribution to the mathematical theory of epidemics. *Proc. R. Soc. Lond. Ser. A Math. Phys. Eng. Sci.*, 115(772):700–721, 1927.
- [25] W. O. Kermack and A. G. McKendrick. Contributions to the mathematical theory of epidemics. II. The problem of endemicity. *Proc. R. Soc. Lond. Ser. A Math. Phys. Eng. Sci.*, 138(834):55–83, 1932.
- [26] T. G. Kurtz, E. Lebensztayn, A. R. Leichsenring, and F. P. Machado. Limit theorems for an epidemic model on the complete graph. *ALEA Lat. Am. J. Probab. Math. Stat.*, 4:45–55, 2008.

- [27] E. Lebensztayn. Epidemic models with immunization and mutations on a finite population. *J. Appl. Math.*, 2015:Art. 239767, 11 pp., 2015.
- [28] E. Lebensztayn. A large deviations principle for the Maki–Thompson rumour model. *J. Math. Anal. Appl.*, 432(1):142–155, 2015.
- [29] E. Lebensztayn and P. M. Rodríguez. A connection between a system of random walks and rumor transmission. *Phys. A*, 392(23):5793–5800, 2013.
- [30] E. Lebensztayn and J. Utria. Phase transition for the frog model on biregular trees. arXiv:1811.05495, 2018.
- [31] E. Lebensztayn and J. Utria. A new upper bound for the critical probability of the frog model on homogeneous trees. arXiv:1901.06412, 2019.
- [32] E. Lebensztayn, F. P. Machado, and P. M. Rodríguez. Limit theorems for a general stochastic rumour model. *SIAM J. Appl. Math.*, 71(4):1476–1486, 2011.
- [33] E. Lebensztayn, F. P. Machado, and M. Z. Martinez. Random walks systems with finite lifetime on \mathbb{Z} . *J. Stat. Phys.*, 162(3):727–738, 2016.
- [34] F. P. Machado, H. Mashurian, and H. Matzinger. CLT for the proportion of infected individuals for an epidemic model on a complete graph. *Markov Process. Related Fields*, 17(2):209–224, 2011.
- [35] D. P. Maki and M. Thompson. *Mathematical models and applications. With emphasis on the social, life, and management sciences*. Prentice-Hall, Englewood Cliffs, N.J., 1973.
- [36] S. Popov. Frogs in random environment. *J. Statist. Phys.*, 102(1-2):191–201, 2001.
- [37] S. Popov. Frogs and some other interacting random walks models. In *Discrete random walks (Paris, 2003)*, Discrete Math. Theor. Comput. Sci. Proc., AC, pages 277–288. Assoc. Discrete Math. Theor. Comput. Sci., Nancy, 2003.
- [38] A. F. Ramírez and V. Sidoravicius. Asymptotic behavior of a stochastic combustion growth process. *J. Eur. Math. Soc. (JEMS)*, 6(3):293–334, 2004.
- [39] L. T. Rolla and V. Sidoravicius. Absorbing-state phase transition for driven-dissipative stochastic dynamics on \mathbb{Z} . *Invent. Math.*, 188(1):127–150, 2012.
- [40] J. Rosenberg. Recurrence of the frog model on the 3, 2-alternating tree. *ALEA Lat. Am. J. Probab. Math. Stat.*, 15(2):811–836, 2018.

- [41] A. Sudbury. The proportion of the population never hearing a rumour. *J. Appl. Probab.*, 22(2):443–446, 1985.
- [42] A. Telcs and N. C. Wormald. Branching and tree indexed random walks on fractals. *J. Appl. Probab.*, 36(4):999–1011, 1999.

(E. Lebensztayn and M. A. Estrada) INSTITUTE OF MATHEMATICS, STATISTICS AND SCIENTIFIC COMPUTATION, UNIVERSITY OF CAMPINAS – UNICAMP, RUA SÉRGIO BUARQUE DE HOLANDA 651, 13083-859, CAMPINAS, SP, BRAZIL.