

Period spacings of gravity modes in rapidly rotating magnetic stars

I. Axisymmetric fossil field with poloidal and toroidal components

V. Prat¹, S. Mathis^{1,2}, B. Buyschaert^{2,3}, J. Van Beeck³, D. M. Bowman³, C. Aerts^{3,4}, and C. Neiner²

¹ AIM, CEA, CNRS, Université Paris-Saclay, Université Paris Diderot, Sorbonne Paris Cité, F-91191 Gif-sur-Yvette, France

² LESIA, Observatoire de Paris, PSL University, CNRS, Sorbonne Université, Univ. Paris Diderot, Sorbonne Paris Cité, 5 place Jules Janssen, F-92195 Meudon, France

³ Instituut voor Sterrenkunde, KU Leuven, Celestijnenlaan 200D, 3001 Leuven, Belgium

⁴ Dept. of Astrophysics, IMAPP, Radboud University Nijmegen, 6500 GL, Nijmegen, The Netherlands

ABSTRACT

Context. Stellar magnetic fields are one of the candidates often invoked to explain the missing transport of angular momentum observed in the models of stellar interiors. However, the properties of an internal magnetic field and the consequences of its presence on stellar evolution are largely unknown.

Aims. We study the effect of an axisymmetric internal magnetic field on the frequency of gravity modes in rapidly rotating stars to check whether gravity modes can be used to detect and probe such a field.

Methods. Rotation is taken into account using the traditional approximation of rotation and the effect of the magnetic field is computed using a perturbative approach. As a proof of concept, we compute frequency shifts due to a mixed (i.e. with both poloidal and toroidal components) fossil magnetic field for a representative model of a known magnetic, rapidly rotating, slowly pulsating B-type star, namely HD 43317.

Results. We find that frequency shifts induced by the magnetic field scale with the square of its amplitude. A magnetic field with a near-core strength of order 150 kG (which is consistent with the observed surface field strength of order 1 kG) leads to signatures that are detectable in period spacings for high-radial-order gravity modes.

Conclusions. The predicted frequency shifts can be used to constrain internal magnetic fields and offers the potential for a significant step forward in our interpretation of the observed structure of gravity-mode period spacing patterns in rapidly rotating stars.

Key words. asteroseismology – waves – stars: magnetic field – stars: oscillations – stars: rotation

1. Introduction

The development of helio- and asteroseismology in the last decades has drastically improved our knowledge of stellar interiors (see e.g. Aerts et al. 2010; Chaplin & Miglio 2013; Hekker & Christensen-Dalsgaard 2017; Aerts et al. 2019). In particular, seismic constraints on the internal rotation of red giants and subgiants (Beck et al. 2012; Mosser et al. 2012; Deheuvels et al. 2012, 2014, 2015; Triana et al. 2017; Gehan et al. 2018) and intermediate-mass main-sequence stars (Van Reeth et al. 2016; Aerts et al. 2017; Ouazzani et al. 2017) highlight a weak core-to-surface rotation contrast, which requires transport of angular momentum much stronger than predicted by current models (e.g. Marques et al. 2013; Ceillier et al. 2013; Cantiello et al. 2014; Spada et al. 2016; Ouazzani et al. 2018). For a few rapidly rotating, pulsating γ Doradus (γ Dor) stars, Van Reeth et al. (2018) also found very weak differential rotation, but the majority of the 37 analysed stars revealed uniform radial rotation profiles. Two physical processes are good candidates to explain the missing transport of angular momentum: internal gravity waves (Lee & Saio 1993; Zahn et al. 1997; Talon & Charbonnel 2005; Pantillon et al. 2007; Mathis 2009; Lee et al. 2014; Rogers 2015) and stable or unstable magnetic fields (Spruit 1999; Heger et al. 2005; Mathis & Zahn 2005; Fuller et al. 2019). We refer the reader to Aerts et al. (2019) for a thorough review.

The improvements in the instrument sensitivity and the increasing number of stars included in spectropolarimetric cam-

paigns allow us to detect magnetic fields at the surface of stars using the Zeeman effect (see e.g. Donati & Landstreet 2009). For the massive O- and B-type stars, high-resolution spectropolarimetric surveys such as MiMeS (Wade et al. 2016) and BOB (Morel et al. 2014) have detected a large-scale magnetic field at the surface of approximately 7% of the analysed stars. Most of the detected fields around intermediate-mass and massive stars have a simple geometry, usually an inclined dipole, and a polar field strength between 300 G and a few tens of kG. These fields probably are of fossil origin, since their properties do not scale with stellar parameters or rotation (Mestel 1999; Neiner et al. 2015; Emeriau & Mathis 2015), in contrast with convective dynamo fields detected at the surface of low-mass stars. However, a convective dynamo may still be present in the core (e.g. Brun et al. 2005; Augustson et al. 2016).

Theoretical and numerical studies show that the stability of fossil magnetic fields requires them to extend deep within the stellar radiative envelope and to have a mixed configuration with both poloidal and toroidal components (Tayler 1973; Markey & Tayler 1973; Tayler 1980; Braithwaite & Spruit 2004; Braithwaite 2007, 2009; Duez et al. 2010a). The internal magnetic field of a massive star with a convective core and radiative envelope, however, is still largely unknown, because stellar interiors are opaque to spectropolarimetric measurements. Indirect information on the magnetic field can be obtained by constraining the transport of angular momentum and chemical species it may in-

duce (e.g. Briquet et al. 2012). Another promising way to constrain the structure of the internal magnetic field is to look at its effect on oscillation modes of stars, in particular low-frequency gravity (g) modes (e.g. Buyschaert et al. 2018).

In non-rotating stars, the internal magnetic field induces the splitting of g -mode frequencies of the same angular degree but different azimuthal orders (Ledoux & Simon 1957). This has been applied for example by Hasan et al. (2005) for a model representative of slowly pulsating B-type (SPB) stars with a purely poloidal dipolar field.

In slowly rotating, weakly magnetic stars, rotation and the magnetic field can both be treated as perturbations. This has been mainly done for pressure (p) modes in the Sun and rapidly oscillating Ap (roAp) stars, with either an axisymmetric, toroidal field (Gough & Taylor 1984) or an oblique (not aligned with the rotation axis) dipolar field (Dziembowski & Goode 1985; Gough & Thompson 1990; Goode & Thompson 1992; Shibahashi & Takata 1993). A similar treatment was applied to a radial mode of β Cephei by Shibahashi & Aerts (2000).

When the full effects of rotation need to be taken into account, that is for rapidly rotating stars (such as γ Dor, SPB or Be stars) or very-low-frequency modes (such as Rossby modes, also called r modes), more complex formalisms have to be used. Schenk et al. (2002) proposed such a formalism to describe the coupling between modes of rotating stars due to external forces. Morsink & Reznia (2002) used this formalism to investigate the effect of a general, non-perturbative magnetic field on r modes.

The rotationally perturbed g -mode pulsation frequencies in rapidly rotating stars are better described using the traditional approximation of rotation (TAR) than a perturbative approach. This approximation assumes that the radial component of the Coriolis force is negligible with respect to the buoyancy force and that radial displacements are limited by buoyancy and small compared to horizontal ones (Eckart 1960; Townsend 2003). Thus, the horizontal component of the rotation vector is neglected. The TAR also assumes that the star is spherically symmetric, which is reasonable only for moderately fast rotators because of centrifugal deformation. This allows for separation of variables in spherical coordinates and more efficient computation of eigenmodes than when considering the full effects of rotation. We refer the reader to Mathis et al. (2008), Ouazzani et al. (2017), and references therein for a complete discussion of the TAR.

A standard tool used to interpret spectra of gravity modes is period spacing patterns, i.e. the morphology of period differences between modes of consecutive radial orders and the same angular degree and azimuthal order. In chemically homogeneous, non-rotating stars, we expect to have a constant asymptotic period spacing, as derived from the asymptotic relations by Tassoul (1980). However, in rotating stars, period spacing values are not constant, and their slope as a function of the period is related to the rotation (Bouabid et al. 2013; Van Reeth et al. 2015a,b; Ouazzani et al. 2017). As an alternative approach to fitting the gradient of the period spacing pattern, Christophe et al. (2018) proposed a method to recover uniform period spacings by stretching the pulsation periods.

Recently, Buyschaert et al. (2018) considered the magnetic, rapidly rotating SPB star HD 43317, following the earlier studies of Pápics et al. (2012), Briquet et al. (2013), and Buyschaert et al. (2017). They computed magnetic splittings due to an axisymmetric, purely poloidal dipolar field in the non-rotating case (following the perturbative formalism of Hasan et al. 2005) and found that they were negligible with respect to rotational splittings, thus justifying the perturbative approach. The authors combined photometric and spectroscopic time se-

ries to perform mode identification and modelled the star using a grid of non-rotating, non-magnetic equilibrium stellar structure models. They found tentative evidence for a low amount of convective core overshooting, which was interpreted to be caused by the large-scale magnetic field in HD 43317 (see also Briquet et al. 2012). However, as already mentioned above, such a purely poloidal magnetic field would be unstable. In addition, rapid rotation most likely influences the effect of the magnetic field on stellar oscillations. The goal of the present study is to develop a perturbative description of gravito-inertial modes (i.e. gravity modes affected by rotation) in the presence of a stable, mixed (i.e. with both poloidal and toroidal components), axisymmetric magnetic field within the TAR.

First, we present how the perturbation theory is modified in presence of rotation in Sect. 2. Second, we derive the expression of the frequency shifts induced by an axisymmetric magnetic field in Sect. 3. Then, we apply our new formalism to a representative stellar structure model of HD 43317 found by Buyschaert et al. (2018) in Sect. 4. Last, we discuss the results and prospects in Sect. 5.

2. First-order perturbation theory of rotating stars

In the uniformly rotating case, assuming a Lagrangian displacement of the form $\xi = \xi e^{-i\omega t}$, where ω is the angular frequency in the corotating frame and t the time, the linearised momentum equation can be written under the form

$$\omega^2 \xi + i\omega \mathcal{B}(\xi) + C(\xi) = 0, \quad (1)$$

where $\mathcal{B}(\xi) = 2\Omega \wedge \xi$ is the Coriolis operator, $\Omega = \Omega e_z$ is the rotation vector, and $C(\xi)$ describes forces that do not depend on the frequency. In the non-magnetic case, it reduces to pressure and buoyancy forces: $C_0(\xi) = -\nabla \delta P / \rho + \delta \rho \nabla P / \rho^2$, where δP and $\delta \rho$ are respectively pressure and density fluctuations around the equilibrium values P and ρ . In the TAR, the horizontal component of the rotation vector is neglected, so that the Coriolis operator reduces to $\mathcal{B}(\xi) = 2\Omega \cos \theta e_r \wedge \xi$, where θ is the colatitude and e_r is the radial unit vector.

The first-order perturbation by an additional force that does not depend on ω is obtained by writing $\omega = \omega_0 + \varepsilon \omega_1$, $\xi = \xi_0 + \varepsilon \xi_1$ and $C = C_0 + \varepsilon C_1$, where $\varepsilon \ll 1$. At the zeroth order in ε , Eq. (1) leads to the unperturbed equation

$$\omega_0^2 \xi_0 + i\omega_0 \mathcal{B}(\xi_0) + C_0(\xi_0) = 0, \quad (2)$$

and the first-order equation reads

$$-\omega_1 [2\omega_0 \xi_0 + i\mathcal{B}(\xi_0)] = C_1(\xi_0) + \omega_0^2 \xi_1 + i\omega_0 \mathcal{B}(\xi_1) + C_0(\xi_1). \quad (3)$$

Using the fact that $i\mathcal{B}$ and C_0 are Hermitian, Eq. (2) allows us to simplify the scalar product of the previous equation with ξ_0 , which leads to

$$\omega_1 = -\frac{\langle \xi_0, C_1(\xi_0) \rangle}{2\omega_0 \langle \xi_0, \xi_0 \rangle + \langle \xi_0, i\mathcal{B}(\xi_0) \rangle}, \quad (4)$$

where the scalar product is defined by

$$\langle \xi, \zeta \rangle = \int_V \rho \xi^* \cdot \zeta dV, \quad (5)$$

and $*$ denotes the complex conjugate.

3. Magnetic frequency shifts

In the TAR, unperturbed eigenmodes for gravito-inertial waves are given in spherical coordinates (r, θ, φ) by

$$\xi_0 = [\xi_r(r)H_r(\theta), \xi_h(r)H_\theta(\theta), i\xi_h(r)H_\varphi(\theta)]e^{i(m\varphi - \omega_0 t)}, \quad (6)$$

where m is the azimuthal order, and H_r , H_θ , and H_φ are radial, latitudinal, and azimuthal Hough functions, respectively (Hough 1898; Lee & Saio 1997; Townsend 2003). Their definitions are given in Appendix A.

In the present work we consider a magnetic field that is weak enough such that the effect of the unperturbed Lorentz force on the equilibrium state is negligible (e.g. Duez et al. 2010b). In addition, for simplicity we assume for our analytical calculations that the field is axisymmetric and dipolar:

$$\mathbf{B} = B_0[b_r(r) \cos \theta, b_\theta(r) \sin \theta, b_\varphi(r) \sin \theta]. \quad (7)$$

For our numerical calculations (see Sect. 4), we use a field defined by

$$\mathbf{B} = \frac{1}{r \sin \theta} \left(\nabla \psi \wedge \mathbf{e}_\varphi + \lambda \frac{\psi}{R} \mathbf{e}_\varphi \right), \quad (8)$$

with ψ being the stream function, which satisfies

$$\psi = -\mu_0 \alpha \lambda \frac{r}{R} \left[j_1 \left(\lambda \frac{r}{R} \right) \int_r^R y_1 \left(\lambda \frac{x}{R} \right) \rho x^3 dx + y_1 \left(\lambda \frac{r}{R} \right) \int_0^r j_1 \left(\lambda \frac{x}{R} \right) \rho x^3 dx \right] \sin^2 \theta, \quad (9)$$

where \mathbf{e}_φ is the unit vector in the azimuthal direction, R is the stellar radius, $\lambda \approx 35.89$ is the smallest non-negative constant such that \mathbf{B} vanishes at the stellar surface, μ_0 is the vacuum permeability, α is an amplitude scaling factor, and j_1 (respectively y_1) is the first-order spherical Bessel function of the first (respectively second) kind. Noting $\psi = A(r) \sin^2 \theta$, one can write $b_r = 2A/r^2$, $b_\theta = -A'/r$, and $b_\varphi = \lambda A/(rR)$, where $'$ denotes a total radial derivative.

This field aims to represent a fossil field in the stellar radiative zone, although its origin is not explicitly used further. Since purely poloidal and toroidal fields are known to be unstable (Tayler 1973; Markey & Tayler 1973), we use the mixed configuration proposed by Duez et al. (2010a), which is based on energy¹ and stability arguments. This configuration has been demonstrated to be stable, using three-dimensional (3D) simulations (Duez et al. 2010a), and to have properties similar to those obtained using numerical simulations of the formation of fossil fields (Braithwaite & Spruit 2004; Braithwaite & Nordlund 2006; Braithwaite 2008). Although this configuration has been derived in the non-rotating case, numerical simulations and theoretical calculations show that similar magnetic equilibria can be obtained in the rotating case (Duez 2011; Emeriau & Mathis 2015) even if their formation time can be modified (Braithwaite & Cantiello 2013). Generally, these equilibria are not axisymmetric, but rather oblique dipoles. However, as a first step, we restrict our study to an axisymmetric configuration, which is mathematically simpler. Here the field extends down to the centre, but in reality the field would be more complex due to its interaction with the dynamo field likely present in the convective core (Featherstone et al. 2009). For magnetic F- and A-type

¹ Broderick & Narayan (2008) and Duez & Mathis (2010) have demonstrated that dipolar fields should be favored for fossil fields, as shown by the observations, because they are the lowest-energy equilibrium states.

stars, the fossil field might also interact with the dynamo in the sub-surface convective envelope (Augustson et al. 2013).

The induction equation in the ideal magneto-hydrodynamical approximation implies that the fluctuations of the magnetic field due to the oscillation displacement are

$$\delta \mathbf{B} = \nabla \wedge (\xi_0 \wedge \mathbf{B}). \quad (10)$$

The perturbed Lorentz force reads

$$\delta \mathbf{F}_L = \frac{1}{\mu_0} [(\nabla \wedge \mathbf{B}) \wedge \delta \mathbf{B} + (\nabla \wedge \delta \mathbf{B}) \wedge \mathbf{B}]. \quad (11)$$

Equation (4) implies that magnetic frequency shifts $\delta\omega = \varepsilon\omega_1$ are proportional to $\langle \xi_0, \delta \mathbf{F}_L \rangle = \langle \xi_0, \varepsilon \mathbf{C}_1(\xi_0) \rangle$. Therefore, the frequency shifts are proportional to the square of the magnetic field amplitude.

The computation of the magnetic frequency shifts involves a large number of terms. A significant fraction of them are zero for symmetry reasons. Hasan et al. (2005) considered only one term that they claimed to be dominant for high-radial-order g modes, i.e. for modes with an absolute value of the radial order² $|n|$ much larger than the angular degree ℓ . Since the effect of rotation may change this, we choose to keep all non-zero terms. They are listed in Appendix B.

The first term of the denominator in Eq. (4) involves the scalar product

$$\langle \xi_0, \xi_0 \rangle = 2\pi \int_0^R \int_0^\pi \rho r^2 [|\xi_r|^2 H_r^2 + |\xi_h|^2 (H_\theta^2 + H_\varphi^2)] dr \sin \theta d\theta. \quad (12)$$

For high-radial-order g modes, the first (radial) term is much smaller than the second (horizontal) one, and can thus be neglected, as done in Hasan et al. (2005). For low-radial-order modes (i.e. $|n| < 5$), though, this introduces significant errors. Note that in the model for HD 43317 (Buyschaert et al. 2018), some modes had such low radial orders.

The second term of the denominator in Eq. (4) yields

$$\langle \xi_0, i\mathbf{B}(\xi_0) \rangle = 8\pi\Omega \int_0^R \rho r^2 |\xi_h|^2 dr \int_0^\pi H_\theta H_\varphi \sin \theta \cos \theta d\theta. \quad (13)$$

Since this term scales with the spin factor $2\Omega/\omega$, it is negligible for low-radial-order modes, but not for high-radial-order ones. When it is negligible, Eq. (4) implies

$$\frac{\delta\omega}{\omega_0} \propto \frac{B_0^2}{\omega_0^2}, \quad (14)$$

as in the non-rotating case, where Hasan et al. (2005) found that

$$\frac{\delta\omega}{\omega_0} = S_c B_0^2. \quad (15)$$

This defines the splitting coefficient S_c , which is proportional to \mathcal{I}/ω_0^2 in their study, with

$$\mathcal{I} = \frac{\int_0^R |(r b_r \xi_h)'|^2 dr}{\int_0^R |\xi_h|^2 (\rho/\rho_c) r^2 dr}, \quad (16)$$

² By convention, g modes have negative radial orders, in contrast with p modes, which have positive ones.

where ρ_c is the central density of the star. It follows that the effect of the magnetic field is stronger at lower frequencies, i.e. longer periods or larger radial orders. This is consistent with the fact that those frequencies are closer to the Alfvén frequency, which characterises the propagation of magnetic waves.

High-radial-order modes have a large radial wavenumber, which allows us to perform a Jeffreys-Wentzel-Kramers-Brillouin-like small-wavelength analysis (see e.g. Unno et al. 1989, in the context of stellar oscillations). When the poloidal component of the magnetic field is much larger than the toroidal component or of the same order of magnitude, which is the case here, the dominant term of the numerator in Eq. (4) is proportional to

$$\int_0^R |(rb_r \xi_h)'|^2 dr \int_0^\pi (H_\theta^2 + H_\varphi^2) \cos^2 \theta \sin \theta d\theta. \quad (17)$$

This is consistent with the result obtained in the non-rotating case by Hasan et al. (2005). However, for sub-inertial ($\omega < 2\Omega$) gravito-inertial waves, which often are excited in rapidly rotating stars (e.g. Neiner et al. 2012; Moravveji et al. 2016; Saio et al. 2018), Hough functions differ significantly from spherical harmonics and our more general formalism is needed. Indeed, such waves are trapped in an equatorial belt. In contrast, when the toroidal component is much larger than the poloidal component, the analysis predicts that eight other terms of the numerator in Eq. (4) could have a significant impact on the perturbation (see Appendix B.2).

4. Application to HD 43317: proof of concept

As a proof of concept, we now apply our new formalism to a representative stellar model of HD 43317, based on the analysis by Buyschaert et al. (2018), which is a rapidly rotating, magnetic B-type star exhibiting g modes. The photometric and spectroscopic analysis of this star by Pápics et al. (2012) indicated a solar-like metallicity $Z = 0.014$, an effective temperature $T_{\text{eff}} = 17350 \pm 750$ K, a surface gravity $\log g = 4.0 \pm 0.1$ dex, and a rotation period $P_{\text{rot}} = 0.897673(4)$ d (about 60% of the Roche critical rotation rate). The spectropolarimetric analysis (Briquet et al. 2013; Buyschaert et al. 2017) showed the presence of a dipolar surface magnetic field of 1312 ± 332 G, and Buyschaert et al. (2018) estimated the obliquity angle as $\beta = 81 \pm 6^\circ$. The best model computed by Buyschaert et al. (2018) has a stellar mass $M_\star = 5.8 M_\odot$, a central hydrogen mass fraction $X_c = 0.54$, and an exponential convective core overshooting parameter $f_{\text{ov}} = 0.004$. The stellar model was evaluated using a grid-based approach with the MESA one-dimensional stellar structure and evolution code (Paxton et al. 2018), and the eigenmodes were computed with the GYRE oscillation code (Townsend & Teitler 2013).

The magnetic field obtained from Eq. (8) with the density profile of the MESA model is illustrated in Fig. 1. Note that the obliquity of the field with respect to the rotation axis is not accounted for in the present study. In the following, unless mentioned otherwise, we fix the maximum value for the internal magnetic field to $B_{\text{max}} = 1.5 \cdot 10^5$ G, which is approximately 100 times the value of the surface magnetic field detected by spectropolarimetry. Such a ratio is consistent with numerical simulations of magnetic equilibria (Braithwaite 2008). Our value of B_0 ($\simeq B_{\text{max}}$) is significantly larger than the values (26.1 kG and 82.4 kG) used to compute magnetic splittings in Buyschaert et al. (2018). However, the authors used a different definition of B_0 (based on Hasan et al. 2005) which is smaller than ours by

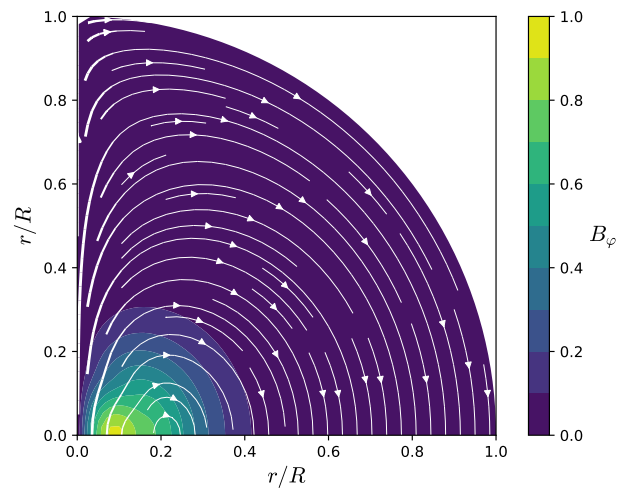


Fig. 1. Representation of the magnetic field used in the numerical computations. The stream lines represent the poloidal component of the field (their line width is proportional to the amplitude). The background coloured contours represent the toroidal component. In this plot, the field is normalised so that the maximum of its norm is unity. Both poloidal and toroidal components have a maximum amplitude of order unity. This field will be scaled using the amplitude parameter α mentioned in Eq. (9).

a factor two. Thus, our value of B_0 is also consistent with the values used in Buyschaert et al. (2018).

We numerically computed the frequency perturbations of dipole ($\ell = 1$) and quadrupole ($\ell = 2$) modes. For non-axisymmetric modes, it is important to distinguish between the frequency in the corotating frame ω and the frequency in the inertial frame ω_i , where

$$\omega_i = \omega + m\Omega. \quad (18)$$

Buyschaert et al. (2018) erroneously computed the magnetic frequency shifts of the identified g modes of HD 43317. Indeed, a confusion concerning the numbering of GYRE output files led the authors to use incorrect eigenmodes in their computations. Table 1 intends to give a corrected version of their Table 3, which compares rotational splittings with magnetic splittings in the non-rotating case. We also add the magnetic frequency shifts in the TAR computed in the present paper. Although the magnetic frequency shifts in the TAR sometimes show significant differences from those computed in the non-rotating case, they are most of the time of the same order of magnitude, and remain small compared to the rotational shifts, which is consistent with our perturbative approach.

More generally, to check whether the perturbative approach is relevant, we compare the Alfvén frequency and the pulsation frequency ω . The Alfvén frequency is given by

$$\omega_A = \frac{\mathbf{B} \cdot \mathbf{k}}{\sqrt{\mu_0 \rho}}, \quad (19)$$

where \mathbf{k} is the wavevector. For high-radial-order modes, $\mathbf{B} \cdot \mathbf{k} \simeq B_0 k_r$, and using the rough estimate $k_r \sim |n|/R$ along with taking the central value for the density, one can obtain the following estimate:

$$\omega_A \sim \frac{|n|B_0}{R \sqrt{\mu_0 \rho_c}}. \quad (20)$$

For some of the computed modes (typically very-high-radial-order prograde modes), we observe that the ratio between our

Table 1. Comparison between rotational frequency shifts, magnetic frequency shifts in the non-rotating case, and magnetic frequency shifts in presence of rotation. For each identified frequency in the spectrum of HD 43317 are given the radial order n , the angular degree ℓ , the azimuthal order m , the theoretical frequency computed with GYRE, the corresponding frequency at zero rotation, the rotational frequency shift, magnetic frequency shifts computed in the non-rotating case with two different values of the magnetic field, the magnetic splitting coefficient S_c defined in Eq. (15), the quantity \mathcal{I} defined in Eq. (16), and the magnetic frequency shift in the TAR computed using the formalism developed in the present paper. Frequencies are given in d^{-1} .

n	ℓ	m	$f_{n,\ell,m}$ rot.	$f_{n,\ell}$ no rot.	f_{shift}^a rot.	f_{shift}^{bc} 26.1 kG	f_{shift}^{bc} 82.4 kG	S_c^{bc} [G ²]	\mathcal{I}^b	f_{shift} mag./rot.
-11	1	-1	0.6867	0.8187	0.1320	$5.2442 \cdot 10^{-5}$	$5.2270 \cdot 10^{-4}$	$9.4030 \cdot 10^{-14}$	$1.9334 \cdot 10^4$	$4.1071 \cdot 10^{-5}$
-10	1	-1	0.7573	0.8979	0.1406	$5.6099 \cdot 10^{-5}$	$5.5915 \cdot 10^{-4}$	$9.1720 \cdot 10^{-14}$	$2.2684 \cdot 10^4$	$4.4401 \cdot 10^{-5}$
-9	1	-1	0.8381	0.9923	0.1542	$9.6437 \cdot 10^{-5}$	$9.6120 \cdot 10^{-4}$	$1.4267 \cdot 10^{-13}$	$4.3094 \cdot 10^4$	$7.1000 \cdot 10^{-5}$
-15	2	-1	0.8720	1.0462	0.1742	$4.4627 \cdot 10^{-4}$	$4.4481 \cdot 10^{-3}$	$6.2618 \cdot 10^{-13}$	$2.2076 \cdot 10^5$	$1.1795 \cdot 10^{-3}$
-8	1	-1	0.9222	1.0933	0.1712	$2.1844 \cdot 10^{-4}$	$2.1772 \cdot 10^{-3}$	$2.9329 \cdot 10^{-13}$	$1.0754 \cdot 10^5$	$1.9321 \cdot 10^{-4}$
-7	1	-1	1.0037	1.1943	0.1905	$1.2655 \cdot 10^{-4}$	$1.2613 \cdot 10^{-3}$	$1.5555 \cdot 10^{-13}$	$6.8059 \cdot 10^4$	$2.1571 \cdot 10^{-4}$
-11	2	-1	1.1268	1.4108	0.2839	$2.8547 \cdot 10^{-5}$	$2.8453 \cdot 10^{-4}$	$2.9705 \cdot 10^{-14}$	$1.9044 \cdot 10^4$	$4.6315 \cdot 10^{-5}$
-6	1	-1	1.1483	1.3708	0.2225	$2.5492 \cdot 10^{-5}$	$2.5408 \cdot 10^{-4}$	$2.7300 \cdot 10^{-14}$	$1.5736 \cdot 10^4$	$4.2354 \cdot 10^{-5}$
-10	2	-1	1.2198	1.5454	0.3256	$3.0370 \cdot 10^{-5}$	$3.0270 \cdot 10^{-4}$	$2.8847 \cdot 10^{-14}$	$2.2191 \cdot 10^4$	$4.6585 \cdot 10^{-5}$
-9	2	-1	1.3337	1.7058	0.3721	$5.1999 \cdot 10^{-5}$	$5.1829 \cdot 10^{-4}$	$4.4749 \cdot 10^{-14}$	$4.1940 \cdot 10^4$	$6.8965 \cdot 10^{-5}$
-5	1	-1	1.3775	1.6455	0.2680	$8.9291 \cdot 10^{-6}$	$8.8998 \cdot 10^{-5}$	$7.9658 \cdot 10^{-15}$	$6.6164 \cdot 10^3$	$1.0374 \cdot 10^{-5}$
-4	1	-1	1.7358	2.0601	0.3244	$4.4448 \cdot 10^{-6}$	$4.4302 \cdot 10^{-5}$	$3.1672 \cdot 10^{-15}$	$4.1234 \cdot 10^3$	$4.1947 \cdot 10^{-6}$
-6	2	-1	1.8191	2.3408	0.5217	$1.2792 \cdot 10^{-5}$	$1.2750 \cdot 10^{-4}$	$8.0223 \cdot 10^{-15}$	$1.4158 \cdot 10^4$	$3.5878 \cdot 10^{-5}$
-2	1	-1	3.4811	3.9638	0.4826	$5.1817 \cdot 10^{-6}$	$5.1647 \cdot 10^{-5}$	$1.9191 \cdot 10^{-15}$	$9.2493 \cdot 10^3$	$1.4871 \cdot 10^{-6}$
-6	2	2	4.3408	2.3408	2.0000	$7.9952 \cdot 10^{-6}$	$7.9690 \cdot 10^{-5}$	$5.0140 \cdot 10^{-15}$	$1.4158 \cdot 10^4$	$1.2624 \cdot 10^{-5}$
-1	1	-1	4.9948	6.1084	1.1135	$1.7332 \cdot 10^{-4}$	$1.7275 \cdot 10^{-3}$	$4.1653 \cdot 10^{-14}$	$4.7676 \cdot 10^5$	$5.9360 \cdot 10^{-7}$

Notes. ^(a) In contrast with Buyschaert et al. (2018), where rotational frequency shifts were computed for the corresponding zonal ($m = 0$) mode, we simply compute them here as the difference between the frequency in the rotating case and the frequency in the non-rotating case. ^(b) These quantities were incorrectly computed in Buyschaert et al. (2018) (see text). ^(c) In Hasan et al. (2005), the same notation S_c is used indiscriminately for the coefficient used to compute magnetic frequency shifts (in Sect. 2) and for the coefficient used to compute magnetic splittings between modes of different azimuthal orders (in Sect. 3). Here, we use the former definition, and the magnetic frequency shifts are computed accordingly. In addition, we use a different definition of B_0 , which results in a difference of a factor two in the definition of S_c .

estimate of the Alfvén frequency and the pulsation frequency is not very small (up to 0.5). This suggests that a non-perturbative formalism (e.g. Morsink & Reznia 2002) might be needed to have a better description of the effect of the magnetic field on such modes. However, for most of the computed modes (including those listed in Table 1), the ratio is smaller (and usually even much smaller) than 10^{-1} , which justifies the perturbative approach. This criterion can also be used to determine the range of magnetic field strength for which the perturbative treatment applies:

$$B_0 \ll \frac{R\omega \sqrt{\mu_0 \rho_c}}{|m|}. \quad (21)$$

In the following sections, we study more deeply the magnetic frequency shifts of zonal (Sect. 4.1), prograde (Sect. 4.2), and retrograde modes (Sect. 4.3). We investigate the effect of rotation in Sect. 4.4.

4.1. Zonal modes

Figure 2 represents for $\ell = 1$ and $m = 0$ the period spacing ΔP between modes of consecutive radial orders as a function of the period $P = 2\pi/\omega_i$. In a non-rotating model, the period spacings should be mostly constant with dips related to the chemical stratification near the core (Miglio et al. 2008). In rotating stars, the slope of the g -mode period spacing pattern is related to the near-core rotation rate (Bouabid et al. 2013; Van Reeth et al. 2016; Ouazzani et al. 2017). As can be seen in Fig. 2, the slope is not affected by the magnetic field, but the depth and the spacing of the dips show a significant modification at longer periods

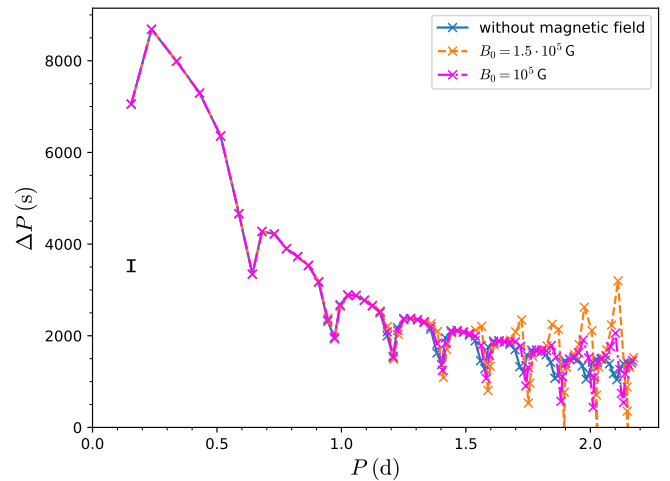


Fig. 2. Period spacings of g modes with radial orders from -1 (left) to -74 (right) as a function of the period in the inertial frame for $\ell = 1$, $m = 0$, and different magnetic field strengths. The vertical black bar on the left represents a typical observational error bar of 250 s (Van Reeth et al. 2015b).

(i.e. low frequencies), where the effects of a magnetic field are stronger, as expected from Eq. (14). In addition, the magnetic field induces the presence of peaks close to the dips, thus forming a sawtooth-like pattern. A similar behaviour is observed for $\ell = 2$. Figure 2 also illustrates the fact the magnetic shifts scale with the square of the field strength.

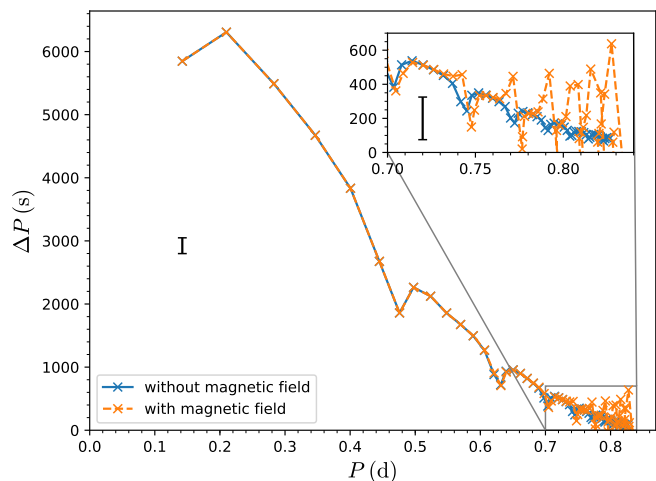


Fig. 3. Same as Fig. 2, but for $\ell = 1$, $m = 1$, and $B_0 = 1.5 \cdot 10^5$ G.

According to Van Reeth et al. (2018), the effect of differential rotation on gravito-inertial modes is similar to a modification of the Brunt-Väisälä profile, which creates additional dips in the period spacings. Therefore, magnetic signatures are different from the signatures of radial differential rotation or stratification. This is a key property that may help to constrain the structure of internal stellar magnetic fields.

4.2. Prograde modes

Figure 3 represents the g -mode period spacing of modes with $\ell = 1$ and $m = 1$ and shows that low-frequency modes are strongly affected by the magnetic field, similarly to zonal modes. The main difference is that period spacings of prograde modes tend to zero for high radial orders while their period remains finite, which makes them potentially harder to distinguish from each other.

4.3. Retrograde modes

For retrograde modes, Eq. (18) may lead to negative frequencies. Observationally, negative frequencies cannot be distinguished from positive ones. Therefore, retrograde modes are split into two series of modes. The corresponding period spacings are plotted in Fig. 4. Low-radial-order modes (which have short periods in the corotating frame) are only slightly affected by the magnetic field. In contrast, high-radial-order modes (which have long periods in the corotating frame, but moderate ones in the inertial frame) show clear signatures of the magnetic field.

4.4. Effect of rotation

In this section, we computed modes and the associated magnetic frequency shifts with 50% and 150% of the measured rotation rate of HD 43317 (around 30% and 90% of the critical rotation rate, respectively). The obtained period spacings are plotted in Fig. 5. It is clear from this figure that increasing the rotation rate significantly decreases the amplitude of the expected magnetic signatures. This is easily explained by the fact that when the Brunt-Väisälä frequency is much larger than the Coriolis frequency 2Ω , which usually is the case, the lower bound for the frequency of gravito-inertial waves ω_- is close to $2\Omega \cos \theta$ (see e.g. Prat et al. 2016). The Alfvén frequency is usually lower than

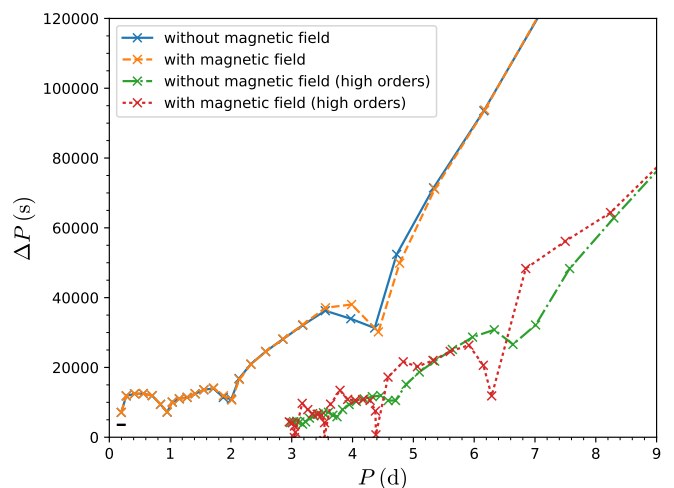


Fig. 4. Period spacings of g modes with radial orders from -1 (bottom left) to -26 (top right) and -44 (right) to -74 (bottom) as a function of the period in the inertial frame for $\ell = 1$, $m = -1$, and $B_0 = 1.5 \cdot 10^5$ G. Note that modes from $n = -1$ to $n = -11$ were observed for HD 43317. The vertical black bar (very small here) represents a typical observational error bar of 250 s.

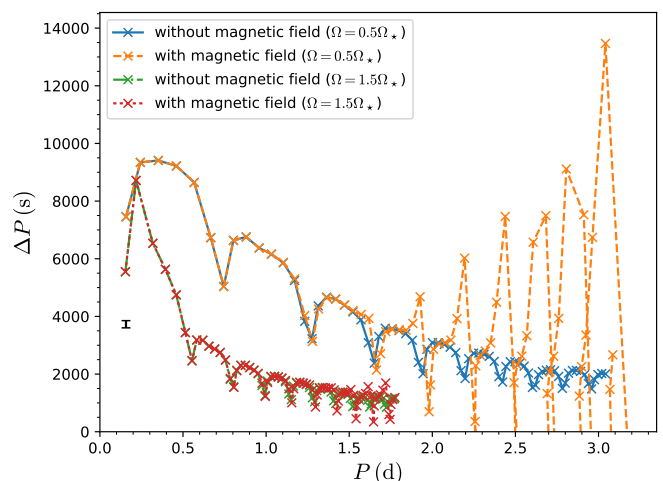


Fig. 5. Same as Fig. 2, for $B_0 = 1.5 \cdot 10^5$ G and two different rotation rates: $\Omega = 0.5\Omega_*$ and $\Omega = 1.5\Omega_*$ (around 30% and 90% of the critical rotation rate, respectively).

ω_- . When increasing the rotation rate, ω_- also increases and moves further away from the Alfvén frequency. Hence, gravito-inertial waves become less sensitive to the presence of the magnetic field with increasing rotation velocity. It is therefore best to search for the signatures of a magnetic field in period spacing patterns of slow rotators.

For the slower rotation rate considered here, Fig. 5 displays some negative period spacing values, with higher-radial-order modes sometimes having a shorter period than lower-radial-order modes. In reality, this could lead to avoided crossings between consecutive modes (e.g. Lignières et al. 2006), which would require a non-perturbative treatment of the magnetic field. This would also make the detection of period spacing patterns significantly harder.

5. Discussion

In the present work, we investigated the effect of a mixed, axisymmetric, internal large-scale magnetic field, which presumably (but not necessarily) is of fossil origin, on the oscillation frequencies of gravito-inertial modes in the traditional approximation of rotation. The numerical application to a model of a SPB star showed that high-radial-order modes exhibit significantly distinct g -mode period spacing patterns because of the magnetic field compared to non-magnetic stars. In particular, the magnetic field reveals itself by a sawtooth-like pattern in the period spacing morphology, rather than the typical dips that occur due to mode trapping caused by a μ -gradient left behind by the shrinking convective core (Miglio et al. 2008). Thus, the search for such predicted patterns is a way to discover internal magnetic fields from gravity modes. In addition, computations at different rotation rates highlighted that magnetic signatures decrease with rotation. As a consequence, it is crucial to take rotation into account when computing magnetic frequency shifts. Otherwise, one would drastically underestimate the strength of the magnetic field needed to explain observed signatures. It is noteworthy that the two *Kepler* SPB stars that were modelled in detail are both slow to moderate rotators. Their modelling revealed shortcomings in their frequency fits for their higher-period (hence higher-order) modes (Moravveji et al. 2015, 2016). Our work provides a good reason to revisit the modelling of these stars, assuming the presence of a magnetic field.

The predicted magnetic signatures seem to be (at least partly) related to the dips in the period spacings created by chemical gradients. Such gradients are a consequence of stellar evolution and are thus not present in zero-age main-sequence (ZAMS) stars. Recently, Mombarg et al. (2019) determined the asteroseismic ages of 37 γ Dor stars, finding several of the sample to be near the ZAMS, even though they show significant dips in their g -mode period spacing patterns. Therefore, it would be interesting to determine whether the signatures of a large-scale magnetic field are measurable for such stars. More generally, we intend to perform a systematic exploration of magnetic effects as a function of stellar parameters, such as mass, core mass, metallicity, and magnetic field strength in the near-core region, where g modes are most sensitive.

In order to verify that the TAR is valid in the considered regime and that the magnetic field is weak enough to use the perturbation theory, it would be interesting to compare the obtained frequencies to two-dimensional computations of modes, for example with the TOP (Reese et al. 2006) or ACOR (Ouazzani et al. 2012) codes. However, neither of these oscillation codes account for the magnetic field at the moment. Another application of these codes would be to apply the perturbative theory to gravito-inertial modes computed in centrifugally deformed stars.

In the case of HD 43317, magnetic signatures could not be extracted because too few mode frequencies were identified, especially for high-radial-order modes, where the effect of the magnetic field is strongest. Note that this star was observed with CoRoT. In principle, stars observed with *Kepler* should allow for many more modes to be detected. Another possible reason for the low number of identified frequencies is that only a fraction of computed modes may actually be excited. In addition, some modes may not be visible because of surface cancellation effects and the inclination of the star. However, some stars do exhibit gravity modes with radial orders down to -50 (see Van Reeth et al. 2015b for F stars and Pápics et al. 2017 for B stars). When a series of such modes is observed, our results show that magnetic signatures could be extracted for a field of a reason-

able strength. Indeed, Van Reeth et al. (2015b) give estimates of the error on the period spacings for γ Dor stars that range from roughly 20 to 1000 s (an average of 250 s was used in Figs. 2–5), which is in some cases smaller than the expected magnetic signatures.

Although our mixed (poloidal and toroidal) magnetic configuration is a significant improvement compared to previous studies, it still is relatively simple (confined axisymmetric dipole). First, a more realistic work would require to consider a magnetic field which is not confined within the star. The formalism derived in this work is *a priori* still valid, but since the density becomes very small at the surface, surface effects are to be expected (see e.g. Bigot et al. 2000). Modelling those effects would require a non-perturbative treatment of the magnetic field (e.g. Morsink & Rezanian 2002). Such a treatment would also be needed to investigate the effect of a very strong internal magnetic field. Second, many stars, including HD 43317, have a bipolar magnetic field inclined with respect to the rotation axis. Our formalism needs to be generalised to the case of a non-axisymmetric field to predict the influence of the obliquity angle on the magnetic signatures, but this is beyond the scope of the present paper and is the subject of future work. Finally, general 3D non-axisymmetric configurations should be studied. They will be of natural interest for fields generated by dynamos (e.g. Brun et al. 2005; Augustson et al. 2016; Brun & Browning 2017, and references therein), complex fossil fields (Donati et al. 2006; Braithwaite 2008; Kochukhov et al. 2011), and unstable fields (e.g. Braithwaite 2006, 2007; Brun 2007; Zahn et al. 2007). Seismic magnetic signatures could also be used to help detect and constrain magnetic fields of Vega-like stars (Lignières et al. 2009).

Another possible generalisation of this work is to include the effect of differential rotation. A full treatment of differential rotation would probably make the present formalism unusable. However, non-axisymmetric magnetic fields are known to inhibit differential rotation (Moss 1992; Spruit 1999). Thus, a perturbative treatment of differential rotation might be sufficient.

Acknowledgements. The research leading to these results received funding from the European Research Council (ERC) under the European Union’s Horizon 2020 research and innovation program (grant agreements No. 647383: SPIRE with PI S.M. and No. 670519: MAMSIE with PI C.A.). V.P. and S.M. acknowledge support from the CNES PLATO grant at CEA/DAP. V.P. acknowledges the International Space Science Institute (ISSI) for supporting the SoFAR international team³.

References

- Aerts, C., Christensen-Dalsgaard, J., & Kurtz, D. W. 2010, *Asteroseismology*, Astronomy and Astrophysics Library (Springer-Verlag, Heidelberg)
- Aerts, C., Mathis, S., & Rogers, T. 2019, *ARA&A*, 57 [arXiv:1809.07779], in press
- Aerts, C., Van Reeth, T., & Tkachenko, A. 2017, *ApJ*, 847, L7
- Augustson, K. C., Brun, A. S., & Toomre, J. 2013, *ApJ*, 777, 153
- Augustson, K. C., Brun, A. S., & Toomre, J. 2016, *ApJ*, 829, 92
- Beck, P. G., Montalbán, J., Kallinger, T., et al. 2012, *Nature*, 481, 55
- Bigot, L., Provost, J., Berthomieu, G., Dziembowski, W. A., & Goode, P. R. 2000, *A&A*, 356, 218
- Bouabid, M.-P., Dupret, M.-A., Salmon, S., et al. 2013, *MNRAS*, 429, 2500
- Braithwaite, J. 2006, *A&A*, 453, 687
- Braithwaite, J. 2007, *A&A*, 469, 275
- Braithwaite, J. 2008, *MNRAS*, 386, 1947
- Braithwaite, J. 2009, *MNRAS*, 397, 763
- Braithwaite, J. & Cantiello, M. 2013, *MNRAS*, 428, 2789
- Braithwaite, J. & Nordlund, Å. 2006, *A&A*, 450, 1077
- Braithwaite, J. & Spruit, H. C. 2004, *Nature*, 431, 819
- Briquet, M., Neiner, C., Aerts, C., et al. 2012, *MNRAS*, 427, 483

³ <http://www.issi.unibe.ch/teams/sofar/>

- Briquet, M., Neiner, C., Leroy, B., Pápics, P. I., & MiMeS Collaboration. 2013, *A&A*, 557, L16
- Broderick, A. E. & Narayan, R. 2008, *MNRAS*, 383, 943
- Brun, A. S. 2007, *Astronomische Nachrichten*, 328, 1137
- Brun, A. S. & Browning, M. K. 2017, *Living Reviews in Solar Physics*, 14, 4
- Brun, A. S., Browning, M. K., & Toomre, J. 2005, *ApJ*, 629, 461
- Buyschaert, B., Aerts, C., Bowman, D. M., et al. 2018, *A&A*, 616, A148
- Buyschaert, B., Neiner, C., Briquet, M., & Aerts, C. 2017, *A&A*, 605, A104
- Cantiello, M., Mankovich, C., Bildsten, L., Christensen-Dalsgaard, J., & Paxton, B. 2014, *ApJ*, 788, 93
- Ceillier, T., Eggenberger, P., García, R. A., & Mathis, S. 2013, *A&A*, 555, A54
- Chaplin, W. J. & Miglio, A. 2013, *ARA&A*, 51, 353
- Christophe, S., Ballot, J., Ouazzani, R.-M., Antoci, V., & Salmon, S. J. A. J. 2018, *A&A*, 618, A47
- Deheuvels, S., Ballot, J., Beck, P. G., et al. 2015, *A&A*, 580, A96
- Deheuvels, S., Doğan, G., Goupil, M. J., et al. 2014, *A&A*, 564, A27
- Deheuvels, S., García, R. A., Chaplin, W. J., et al. 2012, *ApJ*, 756, 19
- Donati, J.-F., Howarth, I. D., Jardine, M. M., et al. 2006, *MNRAS*, 370, 629
- Donati, J.-F. & Landstreet, J. D. 2009, *ARA&A*, 47, 333
- Duez, V. 2011, *Astronomische Nachrichten*, 332, 983
- Duez, V., Braithwaite, J., & Mathis, S. 2010a, *ApJ*, 724, L34
- Duez, V. & Mathis, S. 2010, *A&A*, 517, A58
- Duez, V., Mathis, S., & Turck-Chièze, S. 2010b, *MNRAS*, 402, 271
- Dziembowski, W. & Goode, P. R. 1985, *ApJ*, 296, L27
- Eckart, C. 1960, *Hydrodynamics of oceans and atmospheres* (Pergamon Press, New York)
- Emeriau, C. & Mathis, S. 2015, in *IAU Symposium, Vol. 307, New Windows on Massive Stars*, ed. G. Meynet, C. Georgy, J. Groh, & P. Stee, 373–374
- Featherstone, N. A., Browning, M. K., Brun, A. S., & Toomre, J. 2009, *ApJ*, 705, 1000
- Fuller, J., Piro, A. L., & Jermyn, A. S. 2019, *MNRAS*[arXiv:1902.08227]
- Gehan, C., Mosser, B., Michel, E., Samadi, R., & Kallinger, T. 2018, *A&A*, 616, A24
- Goode, P. R. & Thompson, M. J. 1992, *ApJ*, 395, 307
- Gough, D. O. & Taylor, P. P. 1984, *Mem. Soc. Astron. Italiana*, 55, 215
- Gough, D. O. & Thompson, M. J. 1990, *MNRAS*, 242, 25
- Hasan, S. S., Zahn, J.-P., & Christensen-Dalsgaard, J. 2005, *A&A*, 444, L29
- Heger, A., Woosley, S. E., & Spruit, H. C. 2005, *ApJ*, 626, 350
- Hekker, S. & Christensen-Dalsgaard, J. 2017, *A&A Rev.*, 25, 1
- Hough, S. S. 1898, *Philos. T. Roy. Soc. Lon. A*, 191, 139
- Kochukhov, O., Lundin, A., Romanyuk, I., & Kudryavtsev, D. 2011, *ApJ*, 726, 24
- Ledoux, P. & Simon, R. 1957, *Ann. Astrophys.*, 20, 185
- Lee, U., Neiner, C., & Mathis, S. 2014, *MNRAS*, 443, 1515
- Lee, U. & Saio, H. 1993, *MNRAS*, 261, 415
- Lee, U. & Saio, H. 1997, *ApJ*, 491, 839
- Lignières, F., Petit, P., Böhm, T., & Aurière, M. 2009, *A&A*, 500, L41
- Lignières, F., Rieutord, M., & Reese, D. 2006, *A&A*, 455, 607
- Markey, P. & Tayler, R. J. 1973, *MNRAS*, 163, 77
- Marques, J. P., Goupil, M. J., Lebreton, Y., et al. 2013, *A&A*, 549, A74
- Mathis, S. 2009, *A&A*, 506, 811
- Mathis, S., Talon, S., Pantillon, F.-P., & Zahn, J.-P. 2008, *Sol. Phys.*, 251, 101
- Mathis, S. & Zahn, J.-P. 2005, *A&A*, 440, 653
- Mestel, L. 1999, *International series of monographs on physics, Vol. 99, Stellar magnetism* (Oxford University Press)
- Miglio, A., Montalbán, J., Noels, A., & Eggenberger, P. 2008, *MNRAS*, 386, 1487
- Mombarg, J. S. G., Van Reeth, T., Pedersen, M. G., et al. 2019, *MNRAS*[arXiv:1902.06746]
- Moravveji, E., Aerts, C., Pápics, P. I., Triana, S. A., & Vandoren, B. 2015, *A&A*, 580, A27
- Moravveji, E., Townsend, R. H. D., Aerts, C., & Mathis, S. 2016, *ApJ*, 823, 130
- Morel, T., Castro, N., Fossati, L., et al. 2014, *The Messenger*, 157, 27
- Morsink, S. M. & Rezanian, V. 2002, *ApJ*, 574, 908
- Moss, D. 1992, *MNRAS*, 257, 593
- Mosser, B., Goupil, M. J., Belkacem, K., et al. 2012, *A&A*, 548, A10
- Neiner, C., Floquet, M., Samadi, R., et al. 2012, *A&A*, 546, A47
- Neiner, C., Mathis, S., Alecian, E., et al. 2015, in *IAU Symposium, Vol. 305, Polarimetry*, ed. K. N. Nagendra, S. Bagnulo, R. Centeno, & M. Jesús Martínez González, 61–66
- Ouazzani, R.-M., Dupret, M.-A., & Reese, D. R. 2012, *A&A*, 547, A75
- Ouazzani, R.-M., Marques, J. P., Goupil, M., et al. 2018, *arXiv e-prints* [arXiv:1801.09228]
- Ouazzani, R.-M., Salmon, S. J. A. J., Antoci, V., et al. 2017, *MNRAS*, 465, 2294
- Pantillon, F. P., Talon, S., & Charbonnel, C. 2007, *A&A*, 474, 155
- Pápics, P. I., Briquet, M., Baglin, A., et al. 2012, *A&A*, 542, A55
- Pápics, P. I., Tkachenko, A., Van Reeth, T., et al. 2017, *A&A*, 598, A74
- Paxton, B., Schwab, J., Bauer, E. B., et al. 2018, *ApJS*, 234, 34
- Prat, V., Lignières, F., & Ballot, J. 2016, *A&A*, 587, A110
- Reese, D., Lignières, F., & Rieutord, M. 2006, *A&A*, 455, 621
- Rogers, T. M. 2015, *ApJ*, 815, L30
- Saio, H., Kurtz, D. W., Murphy, S. J., Antoci, V. L., & Lee, U. 2018, *MNRAS*, 474, 2774
- Schenk, A. K., Arras, P., Flanagan, É. É., Teukolsky, S. A., & Wasserman, I. 2002, *Phys. Rev. D*, 65, 024001
- Shibahashi, H. & Aerts, C. 2000, *ApJ*, 531, L143
- Shibahashi, H. & Takata, M. 1993, *PASJ*, 45, 617
- Spada, F., Gellert, M., Arlt, R., & Deheuvels, S. 2016, *A&A*, 589, A23
- Spruit, H. C. 1999, *A&A*, 349, 189
- Talon, S. & Charbonnel, C. 2005, *A&A*, 440, 981
- Tassoul, M. 1980, *ApJS*, 43, 469
- Tayler, R. J. 1973, *MNRAS*, 161, 365
- Tayler, R. J. 1980, *MNRAS*, 191, 151
- Townsend, R. H. D. 2003, *MNRAS*, 340, 1020
- Townsend, R. H. D. & Teitler, S. A. 2013, *MNRAS*, 435, 3406
- Triana, S. A., Corsaro, E., De Ridder, J., et al. 2017, *A&A*, 602, A62
- Unno, W., Osaki, Y., Ando, H., Saio, H., & Shibahashi, H. 1989, *Nonradial oscillations of stars* (University of Tokyo Press)
- Van Reeth, T., Mombarg, J. S. G., Mathis, S., et al. 2018, *A&A*, 618, A24
- Van Reeth, T., Tkachenko, A., & Aerts, C. 2016, *A&A*, 593, A120
- Van Reeth, T., Tkachenko, A., Aerts, C., et al. 2015a, *A&A*, 574, A17
- Van Reeth, T., Tkachenko, A., Aerts, C., et al. 2015b, *ApJS*, 218, 27
- Wade, G. A., Neiner, C., Alecian, E., et al. 2016, *MNRAS*, 456, 2
- Wang, H., Boyd, J. P., & Akmaev, R. A. 2016, *Geosci. Model Dev.*, 9, 1477
- Zahn, J.-P., Brun, A. S., & Mathis, S. 2007, *A&A*, 474, 145
- Zahn, J.-P., Talon, S., & Matias, J. 1997, *A&A*, 322, 320

Appendix A: Hough functions

The radial Hough function (Hough 1898) is defined by $H_r(\theta) = f(\mu = \cos \theta)$, where f is the solution of the eigenvalue equation

$$\frac{1 - \mu^2}{1 - \nu^2 \mu^2} \frac{d^2 f}{d\mu^2} - \frac{2\mu(1 - \nu^2)}{(1 - \nu^2 \mu^2)^2} \frac{df}{d\mu} + \left[\frac{m\nu(1 + \nu^2 \mu^2)}{(1 - \nu^2 \mu^2)^2} - \frac{m^2}{(1 - \mu^2)(1 - \nu^2 \mu^2)} \right] f = \lambda f, \quad (\text{A.1})$$

and $\nu = 2\Omega/\omega$ is the spin factor. In the non-rotating case, the eigenvalue λ reduces to $-\ell(\ell + 1)$, where ℓ is the angular degree of the mode, and H_r reduces to the classical associated Legendre polynomial P_ℓ^m .

The latitudinal and azimuthal Hough functions are respectively given by

$$H_\theta \sin \theta = \frac{H_r' \sin \theta - m\nu H_r \cos \theta}{1 - \nu^2 \cos^2 \theta} \quad (\text{A.2})$$

and

$$H_\varphi \sin \theta = \frac{mH_r - \nu H_r' \sin \theta \cos \theta}{1 - \nu^2 \cos^2 \theta}, \quad (\text{A.3})$$

where $'$ denotes here a total latitudinal derivative. It is obvious from these definitions that H_φ has the same parity as H_r with respect to $\theta = \pi/2$, whereas H_θ has the opposite parity.

In the present work, we computed Hough functions using the implementation based on Chebyshev polynomials proposed by Wang et al. (2016).

Appendix B: Non-zero-average terms of the Lorentz work

In this section, we list all non-zero-average terms of the work of the Lorentz force $\delta \mathbf{F}_L \cdot \boldsymbol{\xi}^*$ (for convenience, we take here the product with μ_0). Interestingly, all these terms involve either only poloidal components of the magnetic field, or only the toroidal component. Therefore, we group them accordingly. Besides, all terms have a purely radial part multiplied by a purely latitudinal part, and $'$ will denote a total derivative, either radial or latitudinal depending on the context.

Appendix B.1: Poloidal terms

Noting $A = [(rb_\theta)' + b_r]$, the terms involving poloidal components are

$$\begin{aligned} & -m \frac{\xi_h b_\theta A \xi_r^*}{r^2} H_r H_\varphi \sin \theta + \frac{(r\xi_r b_\theta)' A \xi_r^*}{r^2} H_r^2 \sin^2 \theta - \frac{(r\xi_h b_r)' A \xi_r^*}{r^2} H_r H_\theta \sin \theta \cos \theta + \frac{\xi_r b_\theta A \xi_h^*}{r^2} H_\theta (H_r \sin^2 \theta)' - \frac{A b_r |\xi_h|^2}{r^2} H_\theta (H_\theta \sin \theta \cos \theta)' \\ & + m \frac{A b_r |\xi_h|^2}{r^2} H_\theta H_\varphi \cos \theta - m \frac{(\xi_h b_\theta)' b_\theta \xi_r^*}{r} H_r H_\varphi \sin \theta + \frac{(r\xi_r b_\theta)'' b_\theta \xi_r^*}{r} H_r^2 \sin^2 \theta - \frac{(r\xi_h b_r)'' b_\theta \xi_r^*}{r} H_r H_\theta \sin \theta \cos \theta \\ & + \frac{b_\theta^2 |\xi_h|^2}{r^2} H_r \sin \theta \left[\frac{(H_r \sin^2 \theta)'}{\sin \theta} \right]' - \frac{\xi_h b_r b_\theta \xi_r^*}{r^2} H_r \sin \theta \left[\frac{(H_\theta \sin \theta \cos \theta)'}{\sin \theta} \right]' + m \frac{\xi_h b_r b_\theta \xi_r^*}{r^2} H_r \sin \theta \left(H_\varphi \frac{\cos \theta}{\sin \theta} \right)' + m \frac{(\xi_h b_\theta)' b_r \xi_h^*}{r} H_\theta H_\varphi \cos \theta \\ & - \frac{(r\xi_r b_\theta)'' b_r \xi_h^*}{r} H_r H_\theta \sin \theta \cos \theta + \frac{(r\xi_h b_r)'' b_r \xi_h^*}{r} H_\theta^2 \cos^2 \theta - \frac{\xi_r b_r b_\theta \xi_h^*}{r^2} H_\theta \cos \theta \left[\frac{(H_r \sin^2 \theta)'}{\sin \theta} \right]' + \frac{b_r^2 |\xi_h|^2}{r^2} H_\theta \cos \theta \left[\frac{(H_\theta \sin \theta \cos \theta)'}{\sin \theta} \right]' \\ & - m \frac{b_r^2 |\xi_h|^2}{r^2} H_\theta \cos \theta \left(H_\varphi \frac{\cos \theta}{\sin \theta} \right)' + \frac{(r\xi_h b_r)' b_\theta \xi_h^*}{r^2} H_\varphi (H_\varphi \sin \theta \cos \theta)' + \frac{b_\theta^2 |\xi_h|^2}{r^2} H_\varphi [\sin \theta (H_\varphi \sin \theta)']' - m^2 \frac{b_\theta^2 |\xi_h|^2}{r^2} H_\varphi^2 \\ & + m \frac{(r\xi_r b_\theta)' b_\theta \xi_h^*}{r^2} H_r H_\varphi \sin \theta - m \frac{(r\xi_h b_r)' b_\theta \xi_h^*}{r^2} H_\theta H_\varphi \cos \theta - m \frac{\xi_r b_\theta b_r \xi_h^*}{r^2} H_\varphi \frac{\cos \theta}{\sin^2 \theta} (H_r \sin^2 \theta)' + m \frac{b_r^2 |\xi_h|^2}{r^2} H_\varphi \frac{\cos \theta}{\sin^2 \theta} (H_\theta \sin \theta \cos \theta)' \\ & - m^2 \frac{b_r^2 |\xi_h|^2}{r^2} H_\varphi^2 \frac{\cos^2 \theta}{\sin^2 \theta} + \frac{(r\xi_h b_r)'' b_r \xi_h^*}{r} H_\varphi^2 \cos^2 \theta + \frac{(\xi_h b_\theta)' b_r \xi_h^*}{r} H_\varphi \cos \theta (H_\varphi \sin \theta)'. \end{aligned}$$

Appendix B.2: Toroidal terms

The terms that involve the toroidal component are

$$\begin{aligned} & 2 \frac{(r\xi_r b_\varphi)' b_\varphi \xi_h^*}{r^2} H_r H_\theta \sin \theta \cos \theta + 2 \frac{b_\varphi^2 |\xi_h|^2}{r^2} H_\theta \cos \theta (H_\theta \sin \theta)' + 2m \frac{b_\varphi^2 |\xi_h|^2}{r^2} H_\theta H_\varphi \cos \theta + \frac{(r\xi_r b_\varphi)'' b_\varphi \xi_r^*}{r} H_r^2 \sin^2 \theta \\ & + \frac{(\xi_h b_\varphi)' b_\varphi \xi_r^*}{r} H_r \sin \theta (H_\theta \sin \theta)' + \frac{(r\xi_r b_\varphi)' b_\varphi \xi_h^*}{r^2} H_\theta (H_r \sin^2 \theta)' + \frac{b_\varphi^2 |\xi_h|^2}{r^2} H_\theta [\sin \theta (H_\theta \sin \theta)']' - m^2 \frac{b_\varphi^2 |\xi_h|^2}{r^2} H_\theta^2 \\ & + \frac{(r\xi_r b_\varphi)' (rb_\varphi)' \xi_r^*}{r^2} H_r^2 \sin^2 \theta + \frac{\xi_h b_\varphi (rb_\varphi)' \xi_r^*}{r^2} H_r \sin \theta (H_\theta \sin \theta)' + m \frac{\xi_r b_\varphi (rb_\varphi)' \xi_h^*}{r^2} H_r H_\varphi \sin \theta - m^2 \frac{b_\varphi^2 |\xi_r|^2}{r^2} H_r^2. \end{aligned}$$

The first eight terms are those predicted to have a significant impact on frequency shifts for a strong toroidal field.