

# RadegastXDB – Prototype of Native XML Database Management System: Technical Report

Petr Lukáš  
petr.lukas@vsb.cz

Radim Bača  
radim.baca@vsb.cz

Michal Krátký  
michal.kratky@vsb.cz

Department of Computer Science  
Faculty of Electrical Engineering and Computer Science  
VSB – Technical University of Ostrava

October 25, 2021

## Abstract

A lot of advances in the processing of XML data have been proposed in last two decades. There were many approaches focused on the efficient processing of twig pattern queries (TPQ). However, including the TPQ into an XQuery compiler is not a straightforward task and current XML DBMSs process XQueries without any TPQ detection. In this paper, we demonstrate our prototype of a native XML DBMS called RadegastXDB that uses a TPQ detection to accelerate structural XQueries. Such a detection allows us to utilize state-of-the-art TPQ processing algorithms. Our experiments show that, for the structural queries, these algorithms and state-of-the-art XML indexing techniques make our prototype faster than all of the current XML DBMSs, especially for large data collections. We also show that using the same techniques is also efficient for the processing of queries with value predicates.

## 1 Introduction

A lot of advances in the processing of XML data have been proposed in last two decades. Especially in 2000 – 2010, there were many approaches focused on an efficient processing of XQueries modeled by *twig pat-*

*tern queries* (TPQ) (e.g., [19, 2, 6, 16, 7, 15, 14, 17]). In general, there are two major groups of TPQ processing algorithms: binary structural joins [2, 1, 16, 10] and holistic twig joins [6, 7, 14, 4], where the latter group is considered as the state-of-the-art. However, the most of the current XML database management systems (DBMSs) do not utilize holistic twig joins, since these DBMSs are not capable to detect TPQs in XQueries. Instead, they rely on rather naive techniques such as nested loops or the traditional relational merge join algorithms. In other words, they ignore the most of the advances in the XML query processing introduced in last two decades and, therefore, they perform poorly even on simple structural queries on large data collections.

A TPQ is a rooted labeled tree, where each node corresponds to one location step in an XQuery. A sample TPQ is illustrated in Figure 1b and it corresponds to the XQuery in Figure 1a. The single and double lined edges represent the parent-child (PC) and ancestor-descendant (AD) structural relationships corresponding to the `child` and `descendant` axes, respectively<sup>1</sup>. We call *query nodes* the nodes in a TPQ and we denote them by the ‘#’ character.

<sup>1</sup>For the sake of simplicity, we consider only these two XPath axes as far as it is common for the most of the XML query processing approaches.

Additionally, the circled query nodes represent *output query nodes* (also called *extraction points* [12]) which correspond to the last location steps in the ‘for’ clauses. In a nutshell, the processing of a TPQ means to find all mappings from the TPQ to an XML document such that the query nodes are mapped to XML nodes of the corresponding name and these XML nodes satisfy the relationships specified by the query edges. For more details about the processing of a TPQ, we refer to [3].

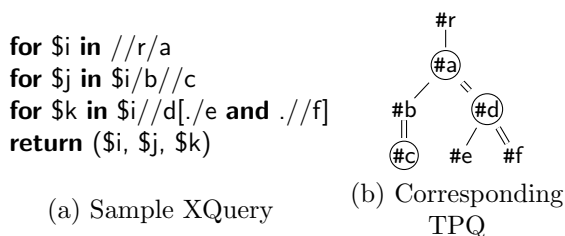


Figure 1: Sample XQuery and its TPQ

In this paper, we demonstrate our prototype of a native XML DBMS called RadegastXDB. The prototype mainly focuses on an efficient processing of structural XQueries which is primarily possible due to the proper detection of TPQs. Such a detection allows us to utilize state-of-the-art query processing algorithms. Our experiments show that, for the structural queries, these algorithms and state-of-the-art XML indexing techniques make our prototype faster than all of the current XML DBMSs. We also show that using the same techniques is also efficient for the processing of queries with value predicates.

The rest of this paper is organized as follows. In Section 2, we outline the architecture of our prototype including index data structures and query processing techniques, and in Section 3, we provide an experimental comparison with the current XML DBMSs. Section 4 concludes the paper.

## 2 Architecture

The RadegastXDB native XML DBMS consists of two main subsystems: the storage and the XQuery processor. The storage is a set of indexes to store

a collection of XML documents and to perform low-level data access operations. The XQuery processor represents the front-end of our prototype. We outline the storage and the XQuery processor in the following subsections.

### 2.1 Storage

The storage consists of three indexes, namely: the document index, the partition index, and the value index. Let us note that similar indexes are described in [18].

The document index (see Figure 2) represents the main index that stores all data of any inserted XML document. It maps *node labels* to the corresponding XML nodes. The node labels have two purposes: (1) to identify XML nodes uniquely and (2) to resolve structural relationships in a constant time<sup>2</sup>. The document index consists of a B<sup>+</sup>-tree and a paged array, where a node label is the key of the B<sup>+</sup>-tree. Each leaf entry of the B<sup>+</sup>-tree also includes an XML node name, a type of the XML node (element, attribute, text, etc.), and a pointer to the paged array where values of attributes and text nodes are stored. We can either perform a point query on the B<sup>+</sup>-tree to retrieve data of a specific XML node or a range query to retrieve data of all descendants of an XML node.

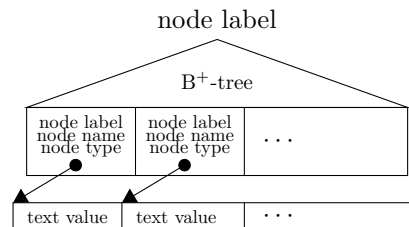


Figure 2: Document index

The partition index (see Figure 3) is also a combination of a B<sup>+</sup>-tree and a paged array, but an XML node name is the key of the B<sup>+</sup>-tree and each leaf entry of the B<sup>+</sup>-tree points to a distinct paged array of node labels of the specific name. In such a way, the partition index can retrieve a list of node labels cor-

<sup>2</sup>We utilize the Containment labeling scheme [19].

responding to a specific name which mainly supports the processing of structural XQueries.

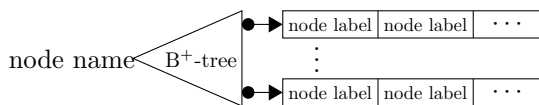


Figure 3: Partition index

Finally, the value index has a similar structure as the partition index, but the key of the B<sup>+</sup>-tree is composed of an XML node name and value. Therefore, it supports the processing of XQueries with value predicates including both equality and inequality comparisons.

## 2.2 XQuery Processor

The XQuery processor is based on the Galax XQuery algebra [15]. The prototype currently does not support the whole XQuery, since we mainly focus on the processing of structural queries. These queries can be modeled using TPQs which we detect using the rewriting rules similarly as in [13]. However, our experiments show that, using the value index, we can also efficiently process queries with value predicates.

In our prototype, we have implemented three approaches to process a TPQ: a holistic join *GTPStack* [4], a cost-based holistic join *CostTwigJoin* [5], and fully-pipelined query plans of binary structural joins (FP-BJ) [11]. All of the three approaches require the detection of a TPQ. *GTPStack* represents a state-of-the-art holistic join and it utilizes the partition index or the value index to retrieve lists of XML nodes specified by query nodes or value predicates, respectively, *CostTwigJoin* extends *GTPStack* to combine the partition and document index, which is efficient especially for highly selective queries. The FP-BJ approach improves the binary join query processing; it uses the partition index and the value index and it is especially advantageous for XQueries with a low number of output query nodes.

## 3 Experiments

We picked 5 native XML DBMSs with the highest ranking according to <http://db-engines.com> (September 2018). We added MonetDB, which we consider as one of the most efficient native XML DBMSs despite the fact that it is no longer supported. We also included two relational DBMSs supporting XML querying. All of these XML DBMSs are summarized in Table 1. The table also includes abbreviations we use in the following text. For the license purposes, we cannot provide the names of the both relational DBMSs (CR1, CR2) and one of the XML DBMSs (CX). We employed five XML data collections used by many approaches [13, 8, 9, 4]. XMark is a well-known XML benchmarking synthetic collection whose size can be controlled using a factor  $f$ . We worked with two factors  $f = 1$  and  $f = 10$ . SwissProt is a real database of protein sequences, TreeBank contains partially encrypted English sentences and DBLP is a real bibliographical database. These collections and their statistics are summarized in Table 2. Unfortunately, the DBMSs CX and E-DB were not able to store any of the tested XML collections. Therefore, these two DBMSs were omitted from the following experiments. For the other DBMSs, we created structural and value indexes, if it was possible. We used the Intel Xeon E5-2690@2.9GHz processor, 384 GB RAM, and the Microsoft Windows Server 2016 Datacenter operating system as the testbed.

<b>Oracle Berkley DB 6.1.4</b> (B-DB) <a href="http://www.oracle.com/technetwork/database/database-technologies/berkeleydb/overview/index.html">www.oracle.com/technetwork/database/database-technologies/berkeleydb/overview/index.html</a>
<b>Virtuoso 7.1</b> (VRT) <a href="http://virtuoso.openlinksw.com">virtuoso.openlinksw.com</a>
<b>eXist-db 4.3.1</b> (E-DB) <a href="http://exist-db.org">exist-db.org</a>
<b>BaseX 9.0.2</b> (BX) <a href="http://basex.org">basex.org</a>
<b>MonetDB XQuery 4</b> (M-DB) <a href="http://www.monetdb.org/XQuery">www.monetdb.org/XQuery</a>
<b>Commercial XML DBMS</b> (CX)
<b>Commercial relational DBMS 1 and 2</b> (CR1, CR2)

Table 1: DBMSs included in experiments

For each collection in Table 2 we prepared 5 structural XQueries and 5 XQueries with value predicates; all these queries are listed in Appendix A and Ap-

Collection	Size (MB)	XML nodes	Max. depth
XMark (f=1)	111	2,048,193	14
XMark (f=10)	1,137	20,532,805	14
SwissProt	109	5,166,890	7
TreeBank	82	2,437,667	38
DBLP	127	3,736,406	6

Table 2: Statistics of data collections

pendix B, respectively. We measured the query processing time without the result materialization (i.e., without retrieving the whole subtrees of data nodes searched by the queries). Therefore, we wrapped the queries with the XQuery function `count()`. The queries were run 5 times on each database; we considered the arithmetic means of the processing times without the best and the worst run. The processing times for all the queries, collections and DBMSs can be found in Table 3. The best processing times are in bold.

Let us first focus on the structural queries whose results are summarized in Figure 4. The FP-BJ, CTJ (*CostTwigJoin*), and GTP (*GTPStack*) represent the approaches implemented in our prototype. We omitted the relational databases CR1 and CR2 in the figure, since the most of the queries did not finished until 5 minutes. For the same reason, we also omitted the results of BX for the TreeBank collection.

We can observe, that our FP-BJ approach gives the best overall performance on all collections. It processed 23 (out of 25) queries with the best processing time compared to the other DBMSs in Table 1, and 17 queries with the best time (including CTJ and GTP in the comparison). FP-BJ performed

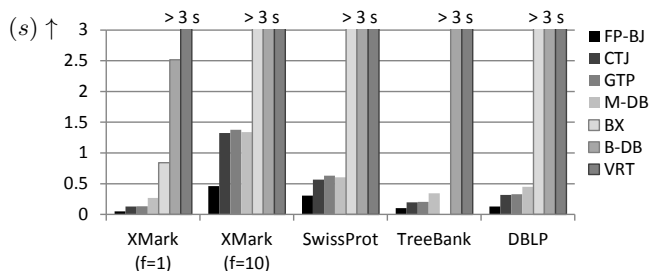


Figure 4: Processing times of structural queries

from  $1.36\times$  to  $15.49\times$  better than the best of the other DBMSs in Table 1 which was usually M-DB. 7 queries were processed most efficiently by CTJ and 1 query by M-DB.

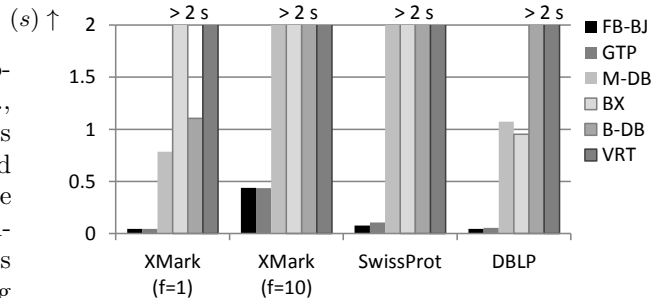


Figure 5: Processing times of queries with value predicates

For queries with value predicates, we omitted the TreeBank collection because of its encrypted content for which it is not reasonable to perform such queries. We also do not include results of CTJ, since it requires statistics of distribution of values which are currently not supported in our prototype. Summarized results for queries with value predicates are in Figure 5.

Similarly as in the previous experiment, we can see that FP-BJ gives the best overall performance on all collections. It processed 18 (out of 20) queries with the best processing time compared to the other DBMSs in Table 1, and 15 queries with the best time (including GTP in the comparison). FP-BJ performed from  $2.60\times$  to  $130.43\times$  better than the best of the other DBMSs in Table 1. 2 queries were processed most efficiently by BX, but M-DB gave the best overall performance out of the other tested DBMSs again.

Finally, we tried to find out whether the other DBMSs utilize any detection of a TPQ. We measured query processing times of two semantically equivalent queries (these two times should be nearly the same, if the same TPQ is detected) and we examined plans of these queries. We realized that any of the DBMSs in Table 1 do not utilize any detection of a TPQ.

	Structural queries									Queries with value predicates							
	GTP	CTJ	FP-BJ	B-DB	VRT	BX	M-DB	CR1	CR2	GTP	FP-BJ	B-DB	VRT	BX	M-DB	CR1	CR2
XM1	0.010	0.011	<b>0.002</b>	0.265	4.422	0.112	0.030	63.655	DNF	<b>0.004</b>	0.008	0.474	4.213	0.347	0.145	93.868	DNF
XM2	0.041	0.041	<b>0.016</b>	0.870	4.979	0.358	0.094	DNF	DNF	<b>0.023</b>	<b>0.023</b>	0.193	4.156	0.981	0.111	9.710	DNF
XM3	0.007	<b>0.003</b>	0.010	0.078	4.318	0.013	0.036	0.054	0.031	<b>0.000</b>	<b>0.000</b>	0.021	4.094	0.004	0.139	2.140	DNF
XM4	0.041	0.041	<b>0.016</b>	0.740	4.922	0.137	0.062	DNF	DNF	<b>0.010</b>	<b>0.010</b>	0.084	3.984	2.508	0.134	3.510	DNF
XM5	0.034	0.033	<b>0.008</b>	0.563	4.630	0.223	0.045	223.361	DNF	0.006	<b>0.002</b>	0.333	3.990	0.168	0.256	DNF	DNF
XM1	0.108	0.105	<b>0.025</b>	2.427	58.573	0.972	0.106	DNF	DNF	<b>0.031</b>	0.068	9.120	50.057	3.479	0.665	DNF	DNF
XM2	0.423	0.423	<b>0.141</b>	8.450	66.136	3.079	0.621	DNF	DNF	0.236	<b>0.211</b>	1.677	51.078	3.377	0.548	DNF	DNF
XM3	0.071	<b>0.032</b>	0.078	0.250	59.500	0.087	0.063	DNF	0.250	0.006	<b>0.000</b>	0.021	50.141	0.005	0.528	16.494	DNF
XM4	0.436	0.426	<b>0.141</b>	8.146	71.620	1.328	0.355	DNF	DNF	0.121	<b>0.117</b>	0.370	51.349	9.451	0.516	253.375	DNF
XM5	0.338	0.337	<b>0.074</b>	5.468	66.354	1.857	0.195	DNF	DNF	<b>0.041</b>	<b>0.041</b>	5.292	51.588	1.547	1.073	DNF	DNF
SP1	0.019	<b>0.006</b>	0.016	0.042	9.828	1.030	0.095	DNF	10.083	<b>0.000</b>	<b>0.000</b>	0.021	9.828	0.002	0.166	6.197	DNF
SP2	0.210	0.199	<b>0.100</b>	3.943	15.156	1.708	0.170	DNF	DNF	<b>0.002</b>	<b>0.002</b>	3.500	10.224	1.103	0.254	0.434	DNF
SP3	0.042	0.042	<b>0.020</b>	1.656	10.375	0.675	0.136	DNF	DNF	0.063	<b>0.055</b>	4.933	10.135	1.280	DNF	DNF	DNF
SP4	0.021	<b>0.012</b>	0.016	0.062	9.719	0.574	0.052	19.716	0.297	<b>0.000</b>	<b>0.000</b>	1.026	9.776	1.521	0.573	1.303	DNF
SP5	0.338	0.306	0.156	9.073	16.797	2.821	<b>0.150</b>	DNF	DNF	0.041	<b>0.020</b>	0.313	9.411	0.276	0.963	54.766	DNF
TB1	0.012	<b>0.002</b>	0.012	0.469	6.073	DNF	0.048	DNF	130.187								
TB2	0.016	<b>0.014</b>	0.016	78.651	6.375	DNF	0.091	DNF	DNF								
TB3	<b>0.012</b>	<b>0.012</b>	0.016	0.766	5.255	DNF	0.059	DNF	DNF								
TB4	0.068	0.068	<b>0.018</b>	0.740	5.359	DNF	0.058	DNF	0.109								
TB5	0.099	0.100	<b>0.043</b>	6.136	6.672	DNF	0.088	DNF	DNF								
DB1	0.066	0.064	<b>0.031</b>	3.693	10.089	1.435	0.084	DNF	DNF	0.012	0.006	8.338	9.214	<b>0.002</b>	0.154	61.869	DNF
DB2	0.011	0.011	<b>0.010</b>	0.047	8.672	0.511	0.035	14.162	0.141	<b>0.000</b>	<b>0.000</b>	0.922	8.870	0.028	0.208	26.061	DNF
DB3	0.022	0.021	<b>0.016</b>	1.875	9.031	0.881	0.043	DNF	DNF	0.016	<b>0.008</b>	6.000	9.011	0.804	0.269	28.120	DNF
DB4	0.188	0.184	<b>0.059</b>	5.031	10.036	1.741	0.227	DNF	DNF	0.010	0.012	3.521	9.078	<b>0.005</b>	0.208	4.603	DNF
DB5	0.040	0.039	<b>0.014</b>	0.411	9.015	1.081	0.061	DNF	7.630	<b>0.016</b>	0.018	1.531	9.302	0.112	0.234	176.474	DNF

DNF – did not finished until 5 minutes

Table 3: Processing time of structural queries and queries with value predicates in seconds

## 4 Conclusions

Our experiments clearly show that our prototype, RadegastXDB, performs better compared to the current XML DBMSs for both structural queries and queries with value predicates. This is caused by utilizing state-of-the-art XML indexing techniques and TPQ processing algorithms. The experiments also show that the current XML DBMSs ignore the most of the advances in the XML query processing introduced during the past years. For example, holistic twig joins have been introduced in 2002 [6], and since then, they have been considered as a state-of-the-art XML query processing technique. Now, in 2019, they are still not integrated in any of the current XML DBMSs. Although, there is still a plenty of future work on our prototype including, e.g., the complete support of XQuery or the transactional processing, we believe that it already gives valuable results.

## References

- [1] S. Al-Khalifa and H. Jagadish. Multi-level operator combination in xml query processing. In *Proceedings of the eleventh international conference on Information and knowledge management*, pages 134–141. ACM, 2002.
- [2] S. Al-Khalifa, H. V. Jagadish, N. Koudas, J. M. Patel, D. Srivastava, and Y. Wu. Structural joins: A primitive for efficient xml query pattern matching. In *Proceedings 18th International Conference on Data Engineering*, pages 141–152. IEEE, 2002.
- [3] R. Bača, M. Krátký, I. Holubová, M. Nečaský, T. Skopal, M. Svoboda, and S. Sakr. Structural xml query processing. *ACM Computing Surveys (CSUR)*, 50(5):64, 2017.
- [4] R. Bača, M. Krátký, T. W. Ling, and J. Lu. Optimal and efficient generalized twig pattern processing: a combination of preorder and postorder filterings. *The VLDB Journal/The International Journal on Very Large Data Bases*, 22(3):369–393, 2013.
- [5] R. Bača, P. Lukáš, and M. Krátký. Cost-based holistic twig joins. *Information Systems*, 52:21–33, 2015.
- [6] N. Bruno, N. Koudas, and D. Srivastava. Holistic twig joins: optimal xml pattern matching. In

- Proceedings of the 2002 ACM SIGMOD international conference on Management of data*, pages 310–321. ACM, 2002.
- [7] S. Chen, H.-G. Li, J. Tatemura, W.-P. Hsiung, D. Agrawal, and K. S. Candan. Twig 2 stack: bottom-up processing of generalized-tree-pattern queries over xml documents. In *Proceedings of the 32nd international conference on Very large data bases*, pages 283–294. VLDB Endowment, 2006.
- [8] Z. Chen, H. Jagadish, L. V. Lakshmanan, and S. Paparizos. From tree patterns to generalized tree patterns: On efficient evaluation of xquery. In *Proceedings of the 29th international conference on Very large data bases- Volume 29*, pages 237–248. VLDB Endowment, 2003.
- [9] N. Grimsmo, T. A. Bjørklund, and M. L. Hetland. Fast optimal twig joins. volume 3, pages 894–905. VLDB Endowment, 2010.
- [10] T. Grust, M. van Keulen, and J. Teubner. Staircase join: Teach a relational dbms to watch its (axis) steps. In *Proceedings of the 29th international conference on Very large data bases- Volume 29*, pages 524–535. VLDB Endowment, 2003.
- [11] P. Lukáš, R. Bača, and M. Krátký. Demythization of xml query processing: Technical report. *arXiv preprint arXiv:1703.09539*, 2017. (Submitted to TKDE in October 2018).
- [12] C. Mathis and T. Härder. Hash-based structural join algorithms. In *International Conference on Extending Database Technology*, pages 136–149. Springer, 2006.
- [13] P. Michiels, G. Mihaila, and J. Siméon. Put a tree pattern in your algebra. In *Proceedings of 23th International Conference on Data Engineering (ICDE 2007)*, pages 246–255. IEEE, 2007.
- [14] L. Qin, J. X. Yu, and B. Ding. Twiglist: Make twig pattern matching fast. In *The 12th International Conference on Database Systems for Advanced Applications (DASFAA 2007)*, volume 4443 of *LNCS*, pages 850–862. Springer-Verlag, 2007.
- [15] C. Re, J. Simeon, and M. Fernandez. A complete and efficient algebraic compiler for xquery. In *22nd International Conference on Data Engineering (ICDE’06)*, pages 14–14. IEEE, 2006.
- [16] A. M. Weiner and T. Härder. Using structural joins and holistic twig joins for native xml query optimization. In *East European Conference on Advances in Databases and Information Systems*, pages 149–163. Springer, 2009.
- [17] A. M. Weiner and T. Härder. Using structural joins and holistic twig joins for native xml query optimization. In *East European Conference on Advances in Databases and Information Systems*, pages 149–163. Springer, 2009.
- [18] A. M. Weiner and T. Härder. An integrative approach to query optimization in native xml database management systems. In *Proceedings of 14th International Database Engineering and Applications Symposium (IDEAS 2010)*, pages 64–74, New York, NY, USA, 2010. ACM.
- [19] C. Zhang, J. Naughton, D. DeWitt, Q. Luo, and G. Lohman. On supporting containment queries in relational database management systems. In *Acm Sigmod Record*, volume 30, pages 425–436. ACM, 2001.

## A Structural Queries

### XMark

<b>XM1</b>	for \$a in //open_auctions/open_auction for \$b in \$a/interval where \$b//start return (\$a, \$b) (result size: 24,000 / 240,000)
<b>XM2</b>	for \$a in //regions//item for \$b in \$a/text for \$c in \$b/keyword where \$a/mailbox/mail[./to and ./from] return (\$a, \$b, \$c) (result size: 80,925 / 812,838)
<b>XM3</b>	for \$a in //regions/samerica/item where \$a/mailbox/mail/to and \$a/incategory/@category return \$a (result size: 582 / 6073)
<b>XM4</b>	for \$a in //people/person/profile for \$b in \$a/interest for \$c in \$b/@category where \$a//business return (\$a, \$b, \$c) (result size: 113,067 / 1,141,008)
<b>XM5</b>	for \$a in //regions//item for \$b in \$a/location where \$a/description/text and \$a/shipping return (\$a, \$b) (result size: 30,904 / 308,428)

The two result sizes for XM queries correspond to the two factors of the XMark collection ( $f = 1, f = 10$ ).

### SwissProt

<b>SP1</b>	for \$a in //Entry where \$a/@mtype and \$a//SUBTILIST[./@sec_id and ./@prim_id] return \$a (result size: 859)
<b>SP2</b>	for \$a in //Entry for \$b in \$a/Ref//Comment for \$c in \$a/Descr return (\$a, \$b, \$c) (result size: 1,240,896)
<b>SP3</b>	for \$a in //Entry[./@id] for \$b in \$a/HSSP[./@prim_id and ./@sec_id] return (\$a, \$b) (result size: 34,134)
<b>SP4</b>	for \$a in //Entry where \$a/TIGR/@prim_id and \$a/EMBL/@sec_id return \$a (result size: 1,751)
<b>SP5</b>	for \$a in //Entry//Ref for \$b in \$a/Author for \$c in \$a/MedlineID return (\$a, \$b, \$c) (result size: 1,465,377)

### TreeBank

<b>TB1</b>	for \$a in //EMPTY for \$b in \$a//X where \$a//PERIOD. and \$b//_COLON. and \$b//NP//NNPS return (\$a, \$b) (result size: 20)
<b>TB2</b>	for \$a in //EMPTY for \$b in \$a//S for \$c in \$b//VP where \$c//VB and \$c//PP[./VBG and ./TO] return (\$a, \$b, \$c) (result size: 318)
<b>TB3</b>	for \$a in //EMPTY for \$b in \$a//S/SINVP//VBZ where \$a//PERIOD. return (\$a, \$b) (result size: 1,864)
<b>TB4</b>	for \$a in //EMPTY//VP/NP//NNS return \$a (result size: 33,971)
<b>TB5</b>	for \$a in //EMPTY//NP for \$b in \$a//JJ for \$c in \$a//NN return (\$a, \$b, \$c) (result size: 159,591)

### DBLP

<b>DB1</b>	for \$a in //inproceedings[./pages] for \$b in \$a//cite return (\$a, \$b) (result size: 541,644)
<b>DB2</b>	for \$a in //article[./month]//year return \$a (result size: 2,474)
<b>DB3</b>	for \$a in //inproceedings for \$b in \$a//cdrom for \$c in \$a//url return (\$a, \$b, \$c) (result size: 29,766)
<b>DB4</b>	for \$a in //inproceedings[./year and ./author] for \$b in \$a//crossref return (\$a, \$b) (result size: 222,594)
<b>DB5</b>	for \$a in //inproceedings[./crossref]//ee return \$a (result size: 47,624)

## B Queries with Value Predicates

### XMark

XM1	<pre>for \$a in //item for \$b in \$a/mailbox/mail let \$c := \$b/from let \$d := \$b/to where \$a/location = "United States" and \$a/quantity &gt; 2 return (\$a, \$b, \$c) (result size: 174 / 2,433)</pre>
XM2	<pre>for \$a in //item where \$a/name &gt;= "a" and \$a/name &lt; "d" return \$a (result size: 4,454 / 44,849)</pre>
XM3	<pre>//open_auction[privacy = "No" and itemref/@item = "item10"]//keyword (result size: 1 / 0)</pre>
XM4	<pre>for \$a in //closed_auction[./happiness = 5] where \$a/quantity &lt; 3 return \$a (result size: 979 / 9,717)</pre>
XM5	<pre>//person[address/country="United States" and profile[gender="female" and age &gt;= 20 and age &lt;= 25]] (result size: 92 / 860)</pre>

The two result sizes for XM queries correspond to the two factors of the XMark collection ( $f = 1, f = 10$ ).

### DBLP

DB1	<pre>//inproceedings[./author = "Joel Wein"]/title (result size: 13)</pre>
DB2	<pre>//article[./journal="IEEE Transactions on Computers" and number=2] (result size: 411)</pre>
DB3	<pre>//inproceedings[./year=1998]/booktitle (result size: 16,235)</pre>
DB4	<pre>for \$a in //article for \$b in \$a/journal where \$a/author = "Jennifer Widom" and \$a/url return \$b (result size: 38)</pre>
DB5	<pre>for \$a in //article for \$b in \$a/author where \$a/number = 3 and \$a/volume = 6 return \$b (result size: 1,240)</pre>

### SwissProt

SP1	<pre>//Entry[./Author = "Rehbein M" and Org = "Muridae"]/AC (result size: 4)</pre>
SP2	<pre>for \$a in //Entry for \$b in \$a//INTERPRO/@prim_id for \$c in \$a//PFAM/@prim_id where \$b = "IPR000569" and \$c = "PF00632" return \$a (result size: 6)</pre>
SP3	<pre>for \$a in //Entry for \$b in \$a//Mod[@Rel &gt; 10 and @Rel &lt; 15 and @type = "Created"] for \$c in \$a/Gene return (\$a, \$c) (result size: 5,300)</pre>
SP4	<pre>for \$a in //Entry for \$b in \$a/Ref where \$a/Org = "Eukaryota" and \$b/Author = "Piotrowski M" return \$b (result size: 5)</pre>
SP5	<pre>//Entry[Species = "Homo sapiens (Human)" and Ref[@num &lt;= 1]]//Descr (result size: 61,946)</pre>