

PTracer: A Linux Kernel Patch Trace Bot

Yang Wen¹, Jicheng Cao¹, Shengyu Cheng¹

Operating System Product Dept. of Central R&D Institute
ZTE Corporation
Chengdu, China
{wen.yang99, cao.jicheng1, cheng.shengyu}@zte.com.cn

Abstract—PatchNet demonstrates a promising prospect of using hierarchical deep learning to classify Linux kernel patches. It identifies bug-fixing patches, which should be back ported to long-term stable versions, from all patches in the mainline Linux kernel. This tool may greatly lighten the burden and reduce the omission of picking patches for maintainers. However, there are still some obstacles for engineering applications.

We present PTracer, a Linux kernel patch trace bot based on an improved PatchNet. PTracer continuously monitors new patches in the git repository of the mainline Linux kernel, filters out unconcerned ones, classifies the rest as bug-fixing or non bug-fixing patches, and report bug-fixing patches to kernel experts of commercial operating systems. As a part of PTracer, kernel experts' feedback information is collected and used to retrain the neural network periodically for improving performance. We applied PTracer to CGEL² and tested for a month. As a result, 81 patches were recommended, and 59 of them were accepted and merged into CGEL. Our PTracer is the first patch trace bot applied to commercial operating systems and has the advantage of improving software quality and saving labor cost.

Keywords—Linux kernel; patch identification; trace bot

I. INTRODUCTION

The Linux Open Source Community maintains the mainline branch and some long-term stable versions in parallel. The mainline branch continuously receives new features and bug fixes, while the long-term stable versions receive only bug-fixing patches over a number of years. Operating systems in commercial products are usually based on long-term stable versions and maintain a long life cycle. Their stability and security are critical. The maintainers of enterprise commercial operating systems need to monitor the open source patches and pick bug-fixing ones. In practice they mainly face the following challenges: (1) as is shown in Fig.1, in the whole 2018, the average number of patches submitted to mainline Linux kernel is 1547 per week. It is difficult to effectively identify patches that should be merged into the long-term stable versions with limited human resources. (2) Maintainers of long-term stable versions may miss some important patches due to omissions when selecting patches. (3) Commercial operating systems are usually tailored for specific products, patches for unrelated modules or inapplicable versions should

be ignored. In the kernel community, patches usually lag for some time before they are actually merged into stable versions.

PatchNet[1] proposed by Hoang *et al.* can partly solve the first two challenges mentioned above. It identifies bug-fixing patches by extracting features from log message and code changes. It's demonstration suggests that it may greatly lighten the burden of bugfixing patches identification on Linux kernel community maintainers. Unfortunately PatchNet can not solve the third challenge at present, which means that it is not applicable for engineering applications.

We constructed a patch acquisition module, improved the preprocessing approaches, modified the neural network of PatchNet, proposed a framework of report and feedback for recommended patches. All the parts above constituted a Linux kernel patch trace bot named PTracer, which can continuously monitor new patches submitted to mainline Linux kernel, select and report bug-fixing patches to kernel experts. We have applied PTracer to CGEL and evaluated the performance for a month, 59 patches recommended by PTracer have been accepted by kernel experts. This practice shows that our PTracer indeed has the advantage of improving the quality of operating system applications.

To sum up, our contributions are:

- A closed-loop trace bot of Linux kernel patches is developed, it is also applicable for tracing patches of other open source software.
- Improvement for the preprocessing approaches and the neural network of PatchNet, together with some effective engineering tricks significantly increase the performance metrics of PTracer, and make it a practical use in commercial operating systems.
- An unique method for module and version relevance identification is presented.

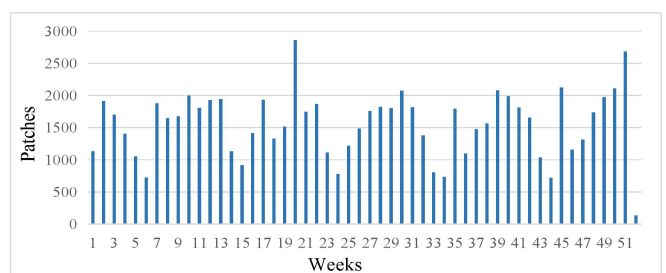


Fig. 1. Numbers of patches submitted to the mainline Linux kernel in 2018

¹ equal contribution

² CGEL is a ZTE embedded operating system that won the China Industrial Award in 2016 and the Gold Award China International Software Expo in 2017 .

The rest of this paper is organized as follows. In Section II, we give the overall framework of PTracer. In Section III, we describe the process of data acquisition. Then we discuss the approaches used to preprocess patches in Section IV. Section V presents the training and deployment of PTracer, and we introduce the predicting and closed-loop tracing in Section VI. The experimental results are given in Section VII. Related work about artificial neural network applied to bug localization, bug fixing and patch identification are presented in Section VIII, which is followed by conclusion remarks in Section IX.

II. OVERALL FRAMEWORK

The overall framework of PTracer is shown in Fig.2. The pipeline of PTracer contains three stages: training, predicting and feedback. In the rest of this section, we give an overview of each stage.

A. Training Stage

This stage works on the training machine. It consists of four modules: data acquisition, preprocessing, training & evaluation, and model deployment. Data acquisition module collects patches from the git repository of the mainline Linux kernel and labels each patch as bug-fixing or non bug-fixing. Preprocessing module implements a tool that builds a vocabulary for all patches or loads the saved vocabulary to preprocess new patches. The patches will be marshalled into a text file as input to the neural network. Training & evaluation module trains and evaluates the neural network repeatedly until the model's performance meets the predetermined requirements. Model deployment module will deploy the trained model to a Linux server as the predicting machine.

B. Predicting Stage

New patches of a specified period of time in the mainline Linux kernel are the input of this stage, and the output is the recommended patches that PTracer report to kernel experts. Predicting machine is organized as follows. Data acquisition

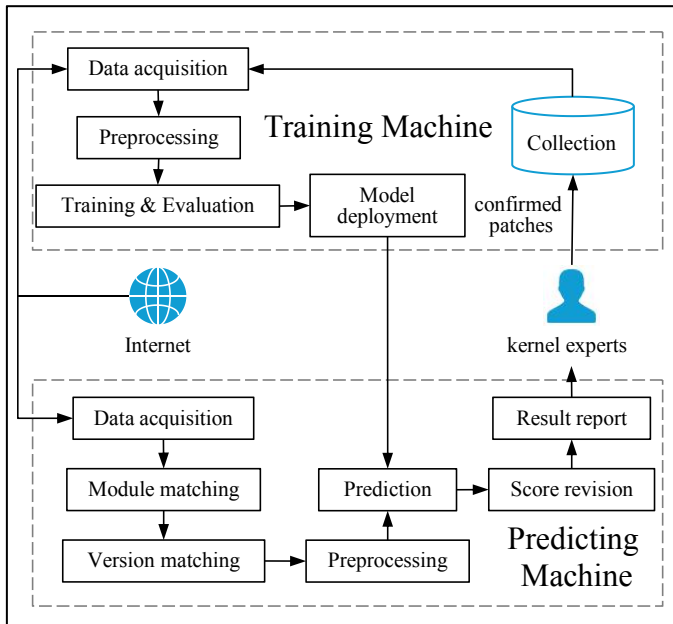


Fig. 2. The overview workflow of PTracer trace bot

module continuously monitor new patches in the git repository of the mainline Linux kernel, The time interval can be specified as one day or longer. Module matching maintains a concerned module list(e.g. drivers/net, arch/x86) of CGEL. If a patch gotten from data acquisition is related to CGEL, it will be sent to version matching module, otherwise it will be labeled as unrelated patch. Version matching module will check whether a patch is relevant with the baseline version of CGEL. If it is not satisfied, the patch will be also labeled as unrelated. The approaches of preprocessing in predicting stage are the same as that in training stage. Prediction module will give each patch a score, which will be revised by the score revision module. If the score is higher than threshold value, the corresponding patch will be reported to kernel experts of CGEL by result report module.

C. Feedback Stage

Patches that have been confirmed by kernel experts to be suitable for CGEL will be added to the training data set. PTracer will retrain the model periodically(e.g. monthly) for continuous improvement.

III. DATA ACQUISITION

This section introduces a tool for automatically collecting data. It can be used to collect the patch set of the mainline Linux kernel for a specified period of time and label each patch in the set. The meaning of the label in a patch is shown in TABLE I.

This tool takes the start and end times of attention and the option for generating labels as input, and produces labeled commits. Fig.1 gives an overview of how the data acquisition tool works. It first parses the command line options, if it is used to predicting (only collect patches and does not need to label the patches), it collects the patches on the mainline Linux

TABLE I. THE MEANING OF THE LABEL IN A PATCH

Label Value	Meaning
true	Indicates that the patch is bug-fixing and needs to be merged into the Linux stable branches.
false	Indicates that the patch is non bug-fixing, do not need to merge into the Linux stable branches
unknown	Indicates unknown, not sure if the patch needs to be merged into the Linux stable branches.

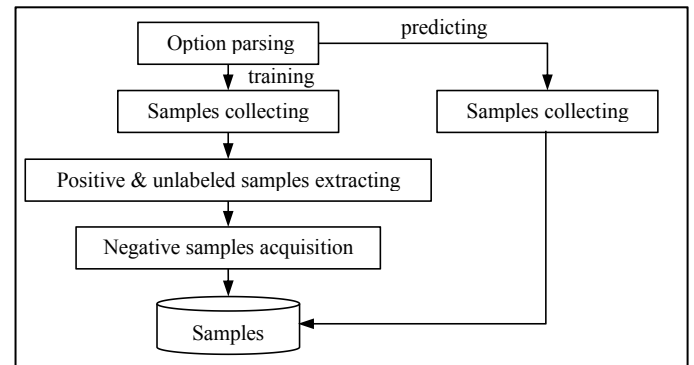


Fig. 3. The overview workflow of data acquisition tool

kernel within the specified time period and outputs it to a text file; if it is used to training(should label the patches), it collects the patch set on the Linux mainline within the specified time period, and extracts the positive and unlabeled samples from the patch set, obtains negative samples from positive and unlabeled samples by the LPU[2] algorithm, and finally saves positive and negative samples to a text file.

A. Options Parsing

Parsing the flag, as well as start and end time from the command line, the flag indicates whether prediction or training needs to be performed, the start and end time indicate the time period of the commits that need to be collected.

B. Samples Collecting

According to the start and end time, it collects commits from the Linux mainline git repository, which can be fetched via git log command.

C. Positive & Unlabeled Samples Extracting

Positive and unlabeled samples are extracted from the collected samples and implemented by algorithm 1.

D. Negative Samples Acquisition

Positive samples and unlabeled samples are used as the input of the LPU algorithm, which sorts the samples according to their LPU scores (indicating the likelihood of a sample being positive). We take the last k samples as the negative sample set.

E. Samples Outputting

The obtained sample collection is defined as: {commit_id, label}. On training stage, the label value corresponding to the commit in the collection may be true (representing a positive sample) or false (representing a negative sample). On predicting stage, the label corresponding to the commit in the collection is unknown. We finally write the sample collection to a text file.

IV. PREPROCESSING

This section describes a preprocessing tool that can be used to build a vocabulary of a patch set or load a vocabulary to preprocess new patches.

Algorithm 1: filter positive and unlabeled samples

Require: E is a commit set of the Linux mainline, and its element is e

Require: R is a branch set of the Linux stable version, its element is r

Require: P is the collection of positive samples

Require: U is the unlabeled samples collection

$P \leftarrow \emptyset$

$U \leftarrow \emptyset$

for e in E do

 flag $\leftarrow 0$

 for r in R do

 if stable branch r contains commit e then

 add e to P

 Flag $\leftarrow 1$

 break

 end if

 if flag $\neq 1$ then

 add e to U

 end if

end for

end for

The vocabulary records all the words in the patch set, and the preprocessing can convert the words into indexes through the vocabulary, which is convenient for neural network processing. The vocabulary also records word frequency, and the preprocessing module can also process the low frequency words. When constructing a vocabulary, this tool takes the labeled patch set as input and produces a text file for the vocabulary. When preprocessing, this tool takes the patch set and vocabulary as input and produces a preprocessed text file.

Fig.4 gives an overview of how the preprocessing tool works. It first parses the command line options. If it needs to perform vocabulary generation, it performs patch analysis on the input commits, then generates the vocabulary, and finally saves the vocabulary to the file; If the patch preprocessing is performed, the generated vocabulary is loaded, the input commits are analyzed, and then the low frequency words in the patch are processed, finally the words in the patch are converted into the index in the vocabulary, and output to result file.

A. Patch Analysis

This step analyzes the patch, extracts a number of terms from the patch, the input is commit id, and the output is the extracted terms. Fig.5 gives an overview of how the patch analysis works. A patch contains two parts, message and code, which are processed separately :

- For the message part: the natural language processing method is used to convert the message to terms (see section 1).
- For the code part: It gets different code fragments (see section 2), extracts the features(see section 3), perform lexical analysis (see section 4) and finally extracts terms (see section 5).

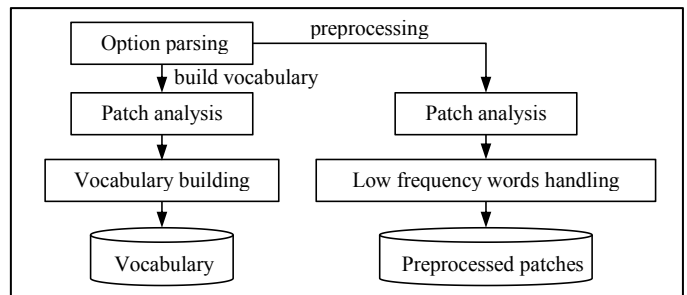


Fig. 4. The overview work flow of preprocessing tool

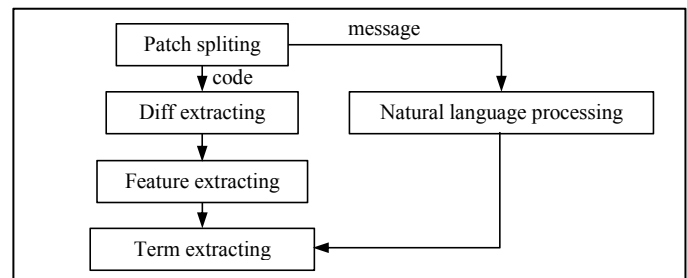


Fig. 5. The overview work flow of preprocessing tool

1) NLP

The log message of a patch is natural language text, so the natural language processing method is used to extract stems for each word of message and filter out stop words.

2) Diff Extracting

Following the steps below to get the difference code fragments for this patch:

- a) Obtain the files involved in this patch;
- b) Traverse the files involved, obtain the code before (defined as B) and after (defined as A) the commit respectively;
- c) Remove comment of A, while keep its line number unchanged, and process B in the same way.
- d) Compare A with B to obtain some different code fragments;
- e) Extract the code lines which start with "+" from the difference code fragments, these are "insertion" code. Obtain "deletion" code starting with "-" in the similar way.

3) Feature extracting

Semantic features are extracted from the difference code fragments by writing a coccinelle script[3], [4], [5]. At present, PatchNet already supports three semantic features: ECC (Error Check Code), EHC (Error Handle Code) and NORMAL.

We also add a new semantic feature: SIH (Structure in header files). We introduce SIH based on the fact that the structure in header files may be used by several .c files and may be used by users. If it is modified, it may damage kABI[32] and affect the user's programs.

The rules for SIH are as follows:

- a) The modified file ends with .h;
- b) The path of the modified file starts with "/include" (if it is just a header file inside a driver module, it is not exposed to the user);
- c) The modified codes (Line of codes starting with '+' or '-') belongs to a structure.

Based on the rules above, we developed a coccinelle script to identify SIH.

4) Terms Decoration

Structure names, function names, and variable names may be the same in the whole Linux code, but their meanings are different. It is unreasonable to add function names, variable names, etc. directly to the vocabulary. Therefore, they need to be decorated according to the grammar information, and the decorated name is added to the vocabulary. PatchNet has implemented the ability to decorate local variable names and decorate structure names. We also add the ability to decorate static variable names, local variable names, and global variable names.

B. Vocabulary Generating

There are multiple terms in the vocabulary, and each term may correspond to multiple commit IDs. So the format of the vocabulary is: {term, {commit_id}}. We use algorithm 2 to generate a vocabulary.

Algorithm 2: generate a vocabulary

Require: T is the set of terms to be added, and its element is t

Require: c is the commit id corresponding to the terms to be added

Require: V is a constructed vocabulary whose element is v

```
V ← ∅
for t in T do
  flag ← 0
  for v in V do
    if v.term = t then
      add c into v.{commit_id}
      flag ← 1
      break
    end if
  end for
  if flag ≠ 1
    add (t, {c}) into V
  end if
end for
```

The input of the algorithm is a term and a commit id. The main point of this algorithm is described as follows: if the term does not exist in the vocabulary, then the word and commit id are added to the vocabulary; if it already exists, then only the commit id is added to the commit id set of the term.

C. Low Frequency Words Handling

At present, we have a vocabulary of more than 40,000 patches, there are 265,642 terms, some of the terms appear only once in a commit, and the vocabulary is very sparse, so we need low-frequency word processing. We define a threshold k. If the number of commit IDs for a term is greater than the threshold, the string of the term is used, otherwise it is filtered out (for messages), or converted to a syntax token (for code).

D. Preprocessed Patches

After the patch analysis step, the patch becomes a number of string terms, which is not convenient for deep neural network processing. We use the vocabulary to convert a term into a number. The term is replaced by its index in the vocabulary, and saved to a text file as an input to the neural network.

E. Concurrency Improvement

At present, when a PatchNet is performing preprocess, it will create a lot of temporary files for saving intermediate results under the "/tmp/" directory, so if multiple PatchNet are performing preprocess at the same time, their temporary files may interfere with each other, resulting in erroneous results. In addition, when the PatchNet's preprocess operation is completed, the temporary files are not cleaned up, which may exceed the file system limit and cause a running error.

We have improved PatchNet and supported multiple instances to execute concurrently. By creating private folders in the "/tmp/" directory, a PatchNet running instance can have its own folder to save temporary files, so that multiple PatchNet can run in parallel without affecting each other. After preprocessing operation of a PatchNet is finished, its folder is automatically cleaned up to avoid excessive files.

V. TRAINING AND DEPLOYMENT

In this section, we introduce the neural network of PTracer to train and evaluate a model on the preprocessed file. When

the model meets the predetermined performance requirements, the network and its dependent environment will be packaged and deployed to a Linux server as a part of the predicting machine.

A. Training the Model

The patch text is presented in a semi-structured format for classification, its submitter writing free-format comments that expressing intent to change, while insertion and deletion code to reflect the details of changes. Compared with the earlier classification methods based on keyword matching, PatchNet extracting features from both messages and code changes. This elegant approach firstly apply Kim’s textCNN[6] to the patch classification area. Our PTracer comes from PatchNet and makes a few improvement, to achieve a realistic use in operating systems.

Our network is relatively simple, only consists of three parallel convolutional layers, one max-pooling layer and two fully-connected layers. Before fed into the neural network, the preprocessed file needs the following operations:

1) *Extracting*: In practice we only need to extract commit ID, label, commit message and commit code from the preprocessed file to make a data set. Commit ID is a 40-bit hex hash string, stands for a unique identifier in Linux kernel git repository. Label has two values, TRUE for patches having been merged into stable versions, FALSE for those does not. Commit message is a string line of digit tokens separated by comma, each token represents its index in the vocabulary. Commit code is more complicated, code changes may appear in several files, a file may consists of several code hunks, a hunk consists of one or more code lines, a code line may be insertion type or deletion type. We also consider code feature(Normal, ECC, EHC and SIH) as part of code tokens. PatchNet considers only the first file in a patch, however, PTracer use all files involved. In fact we ignore the structure of files and hunks, collect all code lines, divide them into insertion set and deletion set. At last, we make the new vocabularies *msg.vocab* and *code.vocab* for message and code tokens respectively.

2) *Reformatting*: Convolutional layer requires fixed-length input data in the same mini-batch. Each message and code line should be truncated or padded according to a fixed length. There are three values, maximum message length in one line, maximum code length in one line, maximum line length in a patch, should be chosen carefully. Too big value will flood critical data and tremendously increase memory usage, while too small value result in deficiency of critical information, followed by degradation of performance. We did a statistical analysis of the preprocessed file as is shown in Fig.6, then choose 25 for line length, 25 for code length, 65 for message length as the fixed length. Those values guarantee 94.3%, 95.8%, 91.9% coverage in their corresponding samples, which means that the data sent to the neural network keeps the vast majority of information in the preprocessed file, as well as saves much memory overhead.

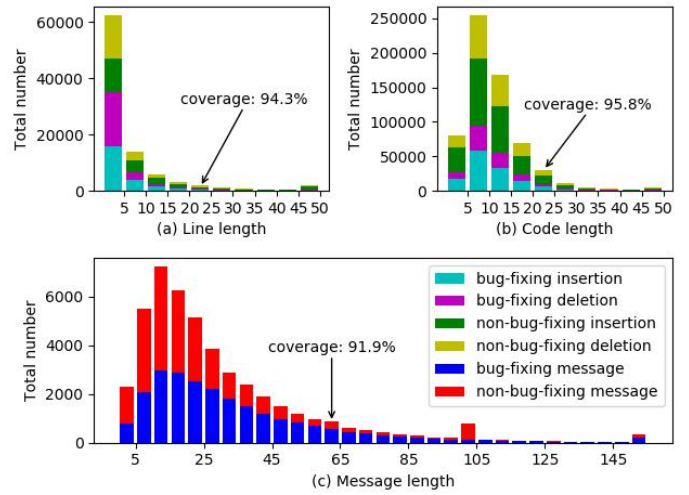


Fig. 6. Statistical analysis on the preprocessed file

3) *Mapping*: The last step before data fed into network is mapping tokens in message or code to their index in *msg.vocab* or *code.vocab*. For tokens that do not appear in the vocabulary, they should be replaced by ‘null’, whose index is set to 0.

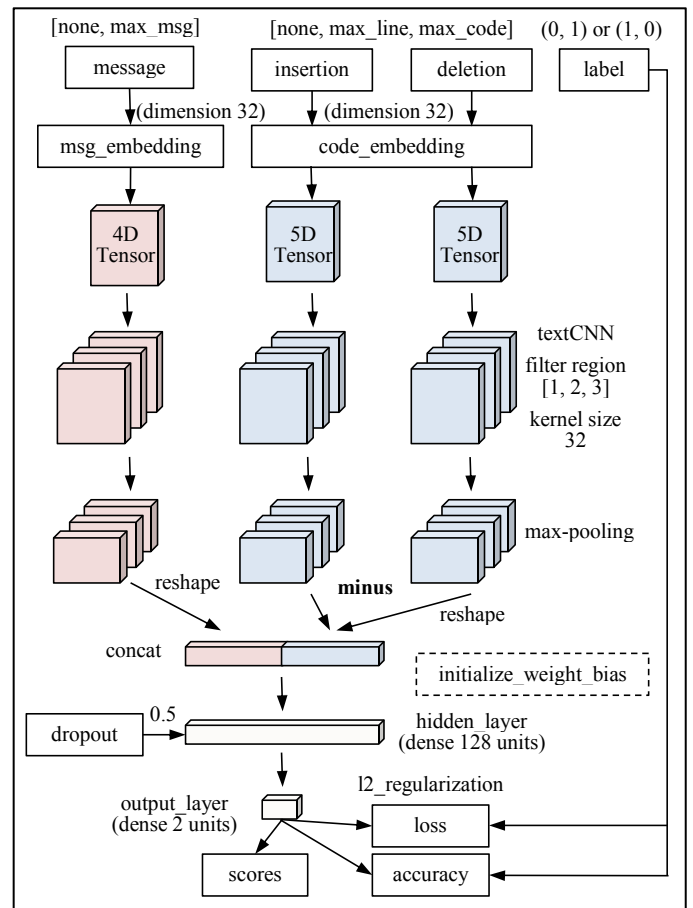


Fig. 7. The overall architecture of PTracer neural network

4) *Network*: Unlike deep networks in computer vision or natural language processing, the architecture of neural network in PTracer is quite simple, as is shown in Fig.7. The data provided to network contains four parts, message, insertion, deletion and label. The shape of message tensor is [none, max_msg], in which “none” means that a dimension can be of any length. The shape of insertion or deletion tensor is [none, max_line, max_code], there max_msg, max_line, max_code are three fixed values introduced in the reformating step. Message tensor is mapping through the word embedding layer, whose dimension is 32, and then extended to 4D tensor. Insertion and deletion tensor do the same process, and extended to 5D tensor. Then three parallel convolutional layers are followed, each convolutional layer is connected to a max-pooling layer[6]. For the three parallel convolutional layers, filter region sizes are 1, 2, 3 respectively, kernel size is set to 32. Operations and other parameters for convolutional layers(including max-pooling layer) are recommended to follow Kim’s textCNN and Zhang’s practitioner guide[7]. Based on our knowledge about patches, insertion and deletion code snippet share the most common elements in code structure, their discrepancy plays a key role in patch classification. In our network, the insertion tensor is minus the deletion tensor, their output tensor together with the message tensor is reshaped and combined into a concat vector. This vector is passing through the hidden layer, which is a fully-connected layer with 128 units. We bring in a 0.5 keep probability dropout in the hidden layer to alleviate overfitting. The last output layer is also a fully-connected layer to generate classification scores, as well as loss and accuracy for training stage. As another trick to further reduce overfitting, L2 regularization was applied to the output layer.

B. Deployment

We finally acquired a satisfactory model by adjusting network parameters purposefully. We package the trained model and its dependencies to a single binary file, which can execute directly on a clean Linux machine without installing dependencies.

VI. PREDICTION AND CLOSED-LOOP TRACKING

A. Model prediction

The prediction process is mostly similar to the training process, except that a softmax function was added in the output layer for generating probability scores. Each score indicates that how likely a patch should be merged into stable versions, and it is the basis for recommendation.

B. Score Revision

As image classification has a certain result because of attributive objectivity. Whether a patch should be merged into stable versions is much more subjective. Based on our observations, some patches fixing critical bugs are overlooked by Linux kernel maintainers, while some insignificant patches however are merged into stable versions. This fact makes our training data no more absolutely pure, and impurity becomes a barrier to further improve the performance metrics.

Apart from the features in message and code tokens, some additional features can help with classification. There are possibly some text string “stable@vger.kernel.org” or “stable@kernel.org” started with “cc:” in a patch’s comment. Those text string indicate that the patch should be accepted by maintainers of Linux kernel stable versions, and we should boost its score. The benefit of this engineering trick is discussed in the next section.

C. Report and Closed-loop Tracing

How to clearly present the result of patches classification to kernel experts plays an important role in PTracer. The current way of reporting is in the form of excel datasheet as is shown in Fig.8, in which scores, patch titles, commit IDs, URLs to Linux kernel source tree are listed. The patches in the datasheet are divided into three parts, the first part contains recommended patches for the concerned modules, the second includes the patches which are related with the concerned modules but not recommended, and the last consists of the patches those are excluded from module matching. An e-mail carrying the datasheet will be automatically send to kernel experts and developers by jenkins[8]. The kernel experts of CGEL will evaluate each recommended patch in accordance with their background knowledge, and give feedback that they accept it or not. The developers extend the training dataset with expert’s feedback, and retrain model to further improve performance. In order to improve the efficiency of cooperation between experts and developers, we will present the recommended patches on the web pages in the future.

VII. EXPERIMENT

Our training data set contains 21206 bug-fixing patches and 20493 non bug-fixing patches, while test data set contains 2412 bug-fixing patches and 2222 non bug-fixing patches. We trained PatchNet with default parameters and PTracer respectively on the same training data set. We evaluated PatchNet and PTracer on the same test data set, the result is shown in TABLE II.

Index	Score	Title	Commit ID
1	0.94488	mm/filemap.c: fix NULL pointer in page_cache_tree_insert()	abc1be13fd113ddef5e2d807a466286b864caed3
2	0.92296	tracepoint: Do not warn on ENOMEM	d66a270be3310d7aa132fec0cea77d3d32a0ff75
3	0.90149	usb: musb: trace: fix NULL pointer dereference in musb_g_tx()	9aea9b6cc78d2b99b23d84fb2e0bc6e464c6569e
4	0.89373	usb: musb: host: fix potential NULL pointer dereference	2b63f1329df2cd814c1f8353fae4853ace6521d1
5	0.8916	i40evf: Fix turning TSO, GSO and GRO on after	e4062894d5939bba9fbed5a70a9eaf6a397b10
6	0.85575	ARM: OMAP2+: Use signed value for sysc register offsets	103fd8e7ac1f5f8e332970a95c79cd32c537798a
7	0.81744	r8169: improve handling of CPCMD quirk mask	12d42c505eb18c0d1f70ec36cea022bb195e7ba7
8	0.79141	mt76: fix concurrent rx calls on A-MPDU release	c3d7c82a8bb017e43cafe8eaf7c8309f85ceb781

Fig. 8. Presentation of patch report in the form of excel datasheet

TABLE II. THE METRICS COMPARISON BETWEEN TWO METHOD

	Accuracy	Precision	Recall
PatchNet	0.736	0.741	0.758
PTracer	0.748	0.733	0.812

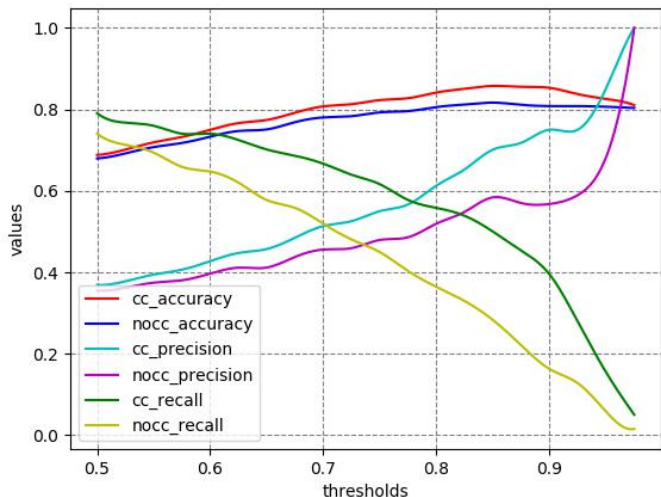


Fig. 9. Performance varies with the threshold after cc:stable extraction

As seen from the TABLE II, the accuracy and recall of PTracer is higher than PatchNet, while precision is a bit lower. The reason might be that PatchNet only takes code changes of the first file in a patch, while PTracer takes code changes of all files. Another point may be that PatchNet reduce the last dimension of embedding tensor to an average value for satisfying the dimensional requirement of convolution layer input. On the contrary, PTracer ignores the structure of files and hunks in a patch to avoid dimensional reduction. These two differences allow PTracer to extract more information from patches, resulting in higher recall. As for patch classification, recall matters a lot.

In another experiment that we found out the benefit of extracting “cc: stable” feature in the score revision module. We chose the number of stable versions to which a patch actually back ported as ground truth. For ease of evaluation, enough time interval to deal with submitted patches for maintainers should be guaranteed. We choose patches from 2018-04-01 to 2018-04-30 to evaluate. There are 4,897 of these patches, of which 1,292 are in our concerned modules. We evaluated the performance metrics that vary with score thresholds before and after extracting “cc: stable” in patch’s comment message, the result is shown in Fig.9. It is obvious that a significant improvement, especially for the recall, has been made with extracting “cc: stable” feature.

Finally, we applied PTracer to CGEL and tested for a month. As a result, 81 patches were recommended, and 59 of them were accepted and merged into CGEL. The main reason for the 22 unaccepted patches is that the concerned module list is incomplete so that some recommended patches are unrelated with CGEL.

VIII. RELATED WORK

Bug and patch are critical to software security, many studies on these two points have been proposed and some outstanding achievements have been reached.

A. Studies on Patch Identification

In earlier times of patch identification, researchers picked bug-fixing patches through a number of keyword-based approaches[9], [10], [11], [12]. These methods search for keywords such as “memory leak”, “kernel panic”, “bug fix” in a patch’s comment, may select some critical patches, but miss many unintuitive patches for lack of the specified keywords. Aiming at extracting more feature from patch itself, Tian presented an approach[13], [14] that automatically identifies bug-fixing patches based on comments and code changes. This method generates a fixed dimensional feature vector and uses binary SVM to classify the vector. As a further improvement, Hoang *et al.* proposed a pathbreaking automated tool named PatchNet[1], this tool contains a hierarchical deep learning structure, which mirrors the hierarchical and sequential structure of commit code. We studied those approaches above and proposed the PTracer based on PatchNet. Data acquisition, result report and feedback, those newly created modules make PTracer more practical in engineering applications.

B. Studies on Automatically Bug Localization

The bug localization tries to locate commits that are responsible for a bug given the corresponding bug report. Bhagwan *et al.* proposed the Orca[15] that uses differential code analysis and the build provenance graph to find buggy commits in large-scale services. Wen *et al.* proposed an approach Locus[16], which creates two individual corpora composed of natural language tokens and code entity tokens, leverages the information of change histories and locates bugs in terms of software changes. Similar to our approach, they considered historical commits. Orca focuses on building provenance graph to find buggy commits while we focus on extracting semantic features from the difference code segments of commits, and we also analyze the commit logs. Locus creates two individual corpora while we created a vocabulary to store the commit logs and codes.

C. Studies on Automatic Program Repair

A bug is expected to be repaired after located. Monperrus *et al.* proposed the Repairator[17], [18], [19], [20], [21], which can constantly monitor software bugs that are discovered during continuous integration of open source software, and tries to fix them automatically. After synthesizing a valid patch, Repairator reports it to the human developers. Xiong *et al.* investigated condition synthesis and developed ACS[22], which could generate precise conditions at faulty locations and repair the defect. Both Repairator and ACS are test suite based repair tools. Overfitting is a major issue associated with test suite based repair techniques[23], [24], [25], and some researchers have tried to employ test case generation to alleviate this issue[26], [27], [28]. Liu *et al.* presented R2Fix[29], which can automatically generate bug-fixing patches from free-form bug reports. Repairator, R2Fix and ACS are all for Java programs.

There are also some studies on automatic bug fix for C programs. DeepFix[30], proposed by Gupta *et al.* can fix multiple common errors due to programmer's inexperience with the programming language or lack of attention to the detail. This tool has a multi-layer sequence-to-sequence neural network with attention and it is trained to predict erroneous program locations along with the required correct statements. Gao *et al.* attempted to automatically fix memory leaks in C programs and implemented a tool called LeakFix[31], which can generate safe patches.

These bug repair studies focused on fixing program defects based on the information of bugs to improve software quality as well as reduce human resource costs. Our work focused on identifying bug-fixing patches and reporting them to operating system developers for the same purpose.

IX. CONCLUSION

It's a heavy burden for maintainers of open source software to trace patches, especially for the maintainers of commercial operating systems. We have designed and built a Linux kernel patch trace bot which has higher recall than PatchNet while remain similar precision. We applied PTracer to CGEL and tested for a month, 59 of totally 81 recommended patches were accepted and merged into CGEL. Our PTracer is the first patch trace bot applied to commercial operating systems and has the advantage of improving software quality as well as saving labor cost.

In the future, we plan to improve the precision and recall of PTracer with RNN. We also plan to enhance PTracer to support other software written in C or other programming languages.

X. ACKNOWLEDGEMENT

We thank Dong Liu and Xuexin Jiang for confirming the reported patches by PTracer.

REFERENCES

- [1] T. Hoang, J. Lawall, R. J. Oentaryo, Y. Tian, and D. Lo, "PatchNet: A Tool for Deep Patch Classification," unpublished.
- [2] X. Li, B. Liu, "Learning to classify texts using positive and unlabeled data," International Joint Conference on Artificial Intelligence, 2003.
- [3] H. Stuart, "Hunting bugs with Coccinelle," Master's Thesis, 2008.
- [4] J. Lawall, B. Laurie, R.R. Hansen, and N. Palix, "Finding error handling bugs in openssl using coccinelle," IEEE European Dependable Computing Conference, pp. 191-196, 2010.
- [5] J. Brunel, D. Doligez, R. R. Hansen, and J. Lawall, "A foundation for flow-based program matching: using temporal logic and model checking," Acm Sigplan Notices, vol. 44, pp. 114-126, 2009.
- [6] Y. Kim, "Convolutional Neural Networks for Sentence Classification," the Conference on Empirical Methods in Natural Language Processing, 2014.
- [7] Y. Zhang and B. Wallace, "A Sensitivity Analysis of (and Practitioners' Guide to) Convolutional Neural Networks for Sentence Classification," Computer Science, 2015.
- [8] A. Berg, "Jenkins Continuous Integration Cookbook," Packt Publishing Ltd, 2012.
- [9] V. Dallmeier and T. Zimmermann, "Extraction of bug localization benchmarks from history," IEEE International Conference on Automated Software Engineering, ACM, pp. 433-436, 2007.
- [10] S. Kim, T. Zimmermann, E. J. Whitehead, and A. Zeller, "Predicting Faults from Cached History," IEEE Computer Society, pp. 489-498, 2007.
- [11] J. Slivski, T. Zimmermann, and A. Zeller, "When do changes induce fixes?" International Workshop on Mining Software Repositories, 2005.
- [12] A. Mockus and L. G. Votta, "Identifying reasons for software changes using historic databases," IEEE International Conference on Software Maintenance, pp. 120-130, 2000.
- [13] Y. Tian, J. Lawall, and D. Lo, "Identifying Linux Bug Fixing Patches," International Conference on Software Engineering, 2012.
- [14] Y. Tian, "Mining software repositories for automatic software bug management from bug triaging to patch backporting," Dissertations and Theses Collection, 2017.
- [15] R. Bhagwan, R. Kumar, C. S. Maddila, and A. A. Philip, "Orca: differential bug localization in large-scale services," Symposium on Operating Systems Design and Implementation, pp. 493-509, 2018.
- [16] M. Wen, R. Wu, and S. C. Cheung, "Locus: Locating bugs from software changes," IEEE International Conference on Automated Software Engineering, pp. 262-273, 2016.
- [17] M. Monperrus, S. Uri, T. Durieux, M. Martinez, B. Baudry, and L. Seinturier, "Human-competitive Patches in Automatic Program Repair with Repairator," 2018.
- [18] S. Uri, Z. Yu, L. Seinturier, and M. Monperrus, "How to Design a Program Repair Bot? Insights from the Repairator Project," International Conference on Software Engineering, 2018.
- [19] J. Xuan, M. Martinez, F. DeMarco, M. Clement, S. L. Marcote, T. Durieux, D. L. Berre, and M. Monperrus, "Nopol: Automatic Repair of Conditional Statement Bugs in Java Programs," IEEE Transactions on Software engineering, pp. 34-55, 2017.
- [20] B. Cornu, T. Durieux, L. Seinturier, and M. Monperrus, "NPEFix: Automatic Runtime Repair of Null Pointer Exceptions in Java," 2015.
- [21] M. Martinez and M. Monperrus, "ASTOR: A Program Repair Library for Java," Proceedings of the 25th International Symposium on Software Testing and Analysis, vol. 43, pp. 441-444, 2007.
- [22] Y. Xiong, J. Wang, R. Yan, and J. Zhang, "Precise condition synthesis for program repair," IEEE International Conference on Software Engineering, pp. 416-426, 2017.
- [23] M. Martinez, T. Durieux, R. Sommerard, J. Xuan, and M. Monperrus, "Automatic repair of real bugs in java: A large-scale experiment on the defects4j dataset," Empirical Software Engineering, pp. 1-29, 2016.
- [24] Z. Qi, F. Long, S. Achour, and M. Rinard, "An analysis of patch plausibility and correctness for generate-and-validate patch generation systems," ISSTA, ACM, 2015.
- [25] E. K. Smith, E. T. Barr, C. L. Goues, and Y. Brun, "Is the cure worse than the disease? overfitting in automated program repair," 10th Joint Meeting on Foundations of Software Engineering, pp. 532-543, 2015.
- [26] Q. Xin and S. P. Reiss, "Identifying test-suite-overfitted patches through test case generation," International Symposium on Software Testing and Analysis, NY, USA, pp. 222-236, 2017.
- [27] J. Yang, A. Zhikartsev, Y. Liu, and L. Tan, "Better test cases for better automated program repair," 11th Joint Meeting on Foundations of Software Engineering, pp. 831-841, 2017.
- [28] Z. Yu, M. Martinez, B. Danglot, T. Durieux, and M. Monperrus, "Test case generation for program repair: A study of feasibility and effectiveness," CoRR, 2017.
- [29] C. Liu, J. Yang, L. Tan, and M. Hafiz, "R2Fix: Automatically generating bug fixes from bug reports," IEEE Sixth International Conference on Software Testing, pp. 282-291, 2013.
- [30] R. Gupta, S. Pal, A. Kanade, and S. Shevade, "Deepfix: Fixing common c language errors by deep learning," Thirty-First AAAI Conference on Artificial Intelligence, 2017.
- [31] Q. Gao, Y. Xiong, Y. Mi, L. Zhang, W. Yang, Z. Zhou, B. Xie, and H. Mei, "Safe Memory-Leak Fixing for C Programs," IEEE International Conference on Software Engineering, 2015.
- [32] K. Das, "Mechanism for managing kernel application binary interface/application programming interface-based discrepancies relating to kernel packages," U.S. Patent Application, 2012.