

# External field tunable superconducting transition temperature in Nb/Co/Py/Nb superconductor/exchange spring/superconductor films

Ekta Bhatia,<sup>1, a)</sup> J. Devine-Stoneman,<sup>2</sup> Zoe H. Barber,<sup>2</sup> J. W. A. Robinson,<sup>2</sup> and Kartik Senapati<sup>1</sup>

<sup>1)</sup>*School of Physical Sciences, National Institute of Science Education and Research (NISER), HBNI, Bhubaneswar, Odisha, India-752050*

<sup>2)</sup>*Department of Materials Science and Metallurgy, University of Cambridge, 27 Charles Babbage Road, CB3 0FS, UK*

(Dated: 8 March 2019)

Over the last decade it has been shown that magnetic non-collinearity at the superconductor-ferromagnet interface is a key ingredient for spin-singlet to spin-triplet pair conversion. This effect has been verified in several synthetic non-collinear magnetic structures. In this context, the combination of a soft and a hard ferromagnetic layer, functioning as an exchange spring, offers the possibility of tuning the singlet-triplet conversion process via a small external magnetic field. From the magnetization measurements on Nb/Co/Py/Nb multilayer films we have shown that, in the magnetic field range where Co and Py layers form an exchange spring-like magnetic configuration, there is an enhancement in the superconducting transition temperature of the multilayer. In collinear multilayers, with no angle between magnetization in the Co and Py layers, we have observed no change in  $T_c$ . We have also demonstrated reversible shift in  $T_c$  of the multilayer of  $\sim 400$  mK in the spring range of magnetic field. The large change in  $T_c$  offers the possibility of realizing exchange spring-based Josephson junctions functioning as spin-triplet switching devices useful for superconducting spintronics.

PACS numbers: 74.45.+c, 74.62.-c, 74.78.Fk, 75.30.Et

Keywords: Exchange-spring, Magnetic non-collinearity, Triplet superconductivity, Transition temperature, Multilayers

---

<sup>a)</sup>Ekta Bhatia: bhatiaekta@niser.ac.in

## I. INTRODUCTION

The field of superconducting spintronics has attracted significant interest in recent years<sup>1-3</sup> with the aim of creating fast, energy efficient computers that couple superconductivity and spin degrees of freedom. By combining superconductivity (S) and ferromagnetism (F), novel phenomena can arise, including  $\pi$ -Josephson coupling<sup>4</sup> and spin-triplet supercurrents<sup>5</sup>. For a homogeneous ferromagnet, spin mixing occurs at the S/F interface, giving rise to short range  $S_z = 0$  singlet and triplet components ( $\xi_F \sim 1-10$  nm)<sup>3</sup>. On introducing magnetization non-collinearity at the S/F interface, an additional phenomenon known as spin rotation happens. This converts the short range  $S_z = 0$  triplet component into long range  $S_z = \pm 1$  triplet components<sup>3</sup>. The  $S_z = \pm 1$  components of a triplet supercurrent are odd in frequency and even in momentum and, therefore, is insensitive to impurity scattering<sup>3</sup>. When propagating through a ferromagnet, the Zeeman field has no pair-breaking effect on triplet Cooper-pairs meaning triplet Cooper pairs are long-ranged in the ferromagnet<sup>3</sup>.

A number of proposals have been put forward to create and control triplet supercurrents in S/F hybrid structures, including Josephson junctions with domain walls or textured ferromagnets<sup>6,7</sup>, bilayer and trilayer ferromagnetic regions<sup>8</sup>, spin injection<sup>9</sup>, and via spin-active interfaces<sup>10</sup>, where a net interface magnetic moment is misaligned with respect to the bulk magnetization.

The first experimental demonstration of long-ranged supercurrents was reported by Keizer *et al.*<sup>11</sup> in 2006. They observed supercurrents through the half-metallic ferromagnet CrO<sub>2</sub>. The results were later repeated by Anwar and colleagues<sup>12</sup>. In 2010, a series of experiments by different groups demonstrated systematic evidence of spin-triplet pairing in Josephson junctions. Khaire *et al.*<sup>13</sup> used ferromagnetic/non-magnetic multilayer spin mixers while Robinson *et al.*<sup>14</sup> used the helical rare-earth anti-ferromagnet Ho as a spin mixer to generate triplet supercurrents in Co. Sprungmann *et al.*<sup>15</sup> used a Heusler alloy to generate the triplet supercurrent. All of these experiments share similarities to the SF'FF'S device proposed by Houzet and Buzdin<sup>16</sup> where the F'/F interfaces are magnetically coupled non-parallel.

Although it is now established that triplet supercurrents exist, for their practical application in superconducting spintronics, we must have a direct control over the generation and tuning of triplet supercurrent. In order to achieve this control in S/F devices, it is nec-

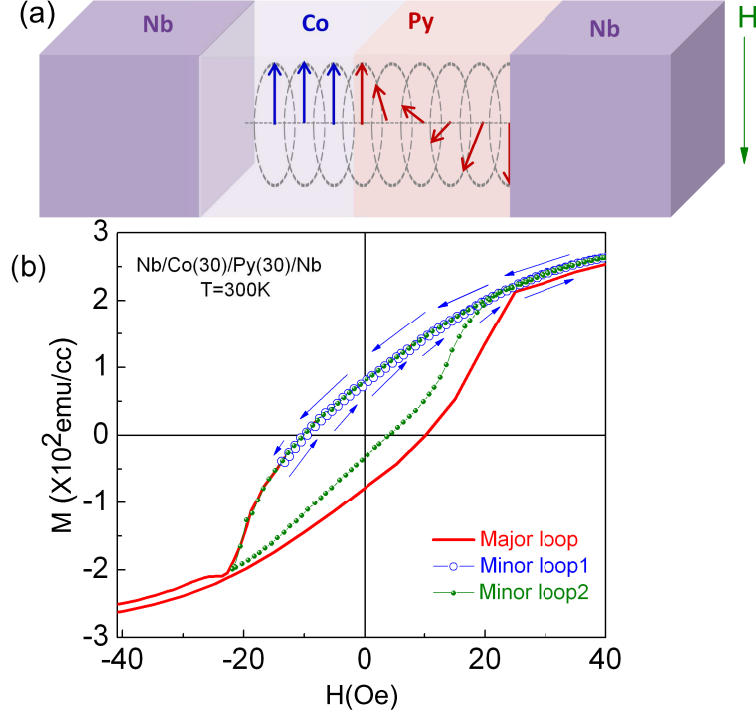


FIG. 1. (a) Schematic illustration showing magnetization rotation in a soft-hard combination of ferromagnetic layers sandwiched between two superconductors. (b) Major and minor magnetic hysteresis loops of a Nb/Co(30 nm)/Py(30 nm)/Nb multilayer at 300 K in an in-plane magnetic field. For a certain range of magnetic field the minor loops are reversible, which is a signature of exchange spring behavior.

essary to be able to magnetically tune or manipulate spin-triplet supercurrents. Magnetic exchange spring (XS) interfaces have the potential to offer such control in S/F systems. XS systems consist of neighboring layers of magnetically hard and soft ferromagnetic materials in which the magnetic configuration is programmable by means of small ( $<100$  mT) external magnetic fields. A recent report<sup>17</sup> on proximity effects at Nb/NiFe/SmFe, S/XS interfaces shows weak enhancement in the superconducting critical temperature ( $T_c$ ) of  $\sim 30$  mK due to triplet pair formation in the magnetically non-collinear state of the XS. Zhu *et al.*<sup>18</sup> report the enhancement in  $T_c$  of  $\sim 10$  mK due to an unanticipated proximity effect at the Nb/NiFe/SmCo, S/XS interfaces in transport measurements. Some other reports demonstrate<sup>19,20</sup> a suppression in  $T_c$  in S/F1/F2 systems due to generation of triplet Cooper pairs in transport measurements. Therefore, we need to explore more in order to understand the proximity effects in S/F1/F2 systems.

In this report, we investigate changes in  $T_c$  through magnetization measurements of Nb/Co/Py/Nb multilayer films by varying the magnetic configuration of the Co/Py bilayer from collinear to non-collinear. Usually, diamagnetic currents are set up in Nb due to an in-plane applied magnetic field. The conversion of singlet Cooper-pairs into triplet Cooper-pairs through non-collinear magnetic structure may be probed by a modification in the diamagnetic current distribution in the niobium layer. In Nb/Co/Py/Nb multilayer films, we expect a decrease in  $T_c$  of Nb in the domain activity regime of Co and Py layers due to the stray field of intrinsic domain walls<sup>21</sup>. As expected, we observed this decrease in  $T_c$ , when the domain activity starts. However, in the range of fields where a relative angle between the Co and Py layer moments is established, the stray field could not suppress the  $T_c$  any further. Instead, we observed a gradual recovery of superconductivity in this range. This recovery of superconductivity may be explained as due to the singlet-triplet conversion through the non-collinear magnetic structure of the XS. Furthermore, the tunability of  $T_c$  of Nb was achieved in the reversible spring range of the Co/Py exchange-spring.

## II. EXPERIMENTAL DETAILS:

We have prepared Nb/Co/Py/Nb multilayer films at room temperature, in an Ar pressure of 1.5 Pa, using dc-magnetron sputtering of high purity(99.999%) niobium, cobalt and permalloy targets on cleaned  $Si - SiO_2$  substrates. The base pressure of the deposition system was of the order of  $10^{-9}$  mBar. The thickness of the permalloy layer was varied from 30 nm to 90 nm in steps of 15 nm while the thickness of the niobium layer and cobalt layer were kept fixed as 55 nm and 30 nm. All the samples were prepared in the same deposition run, ensuring uniform film and interface quality. Magnetization measurements were performed in a Quantum Design Squid-VSM with magnetic field applied parallel to the plane of the films. Transition temperatures  $T_c$  were found by magnetization versus temperature measurements performed at different field values in the field range from positive saturation to negative saturation.

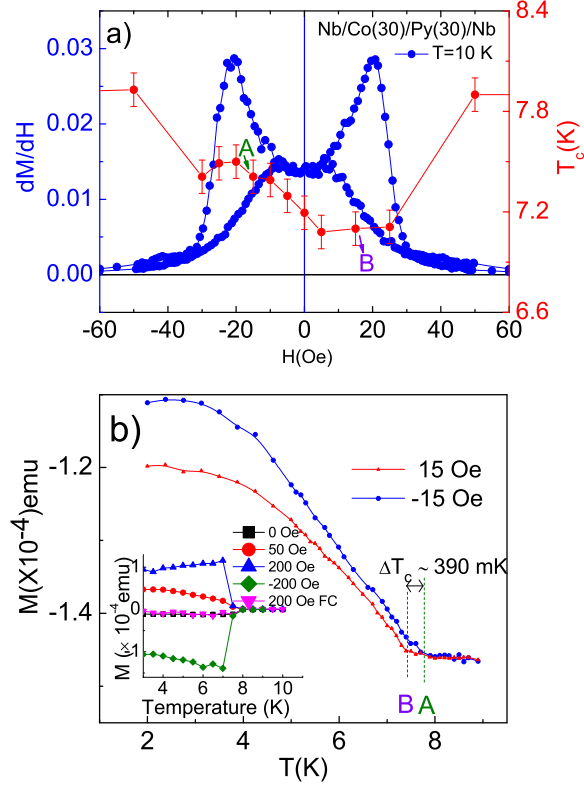


FIG. 2. (a)  $T_c$  (red points, taken from magnetization vs temperature measurements) as a function of magnetic field (right hand axis) alongside the  $dM/dH$  curve (blue points, left hand axis) for a Nb/Co(30 nm)/Py(30 nm)/Nb structure. (b) Two representative  $M(T)$  curves are shown (A and B in (a)) with dotted lines emphasizing the convention used for measuring  $T_c$ . The inset in panel (b) shows the  $M(T)$  curves of a bare Nb film measured under several magnetic field conditions. Due to the different amount of flux trapped in the superconducting films under different magnetic field history, the  $M(T)$  curves of the same film can exhibit a positive or negative moment in the superconducting state. However,  $T_c$  remains unaffected.

### III. RESULTS AND DISCUSSION:

Figure 1 shows a schematic illustration of the sample geometry along with magnetic hysteresis loops of Nb/Co(30 nm)/Py(30 nm)/Nb multilayers, where the Co/Py bilayer acts as an exchange spring. The thickness of the niobium layer was chosen as 55 nm which is well above the coherence length of niobium ( $\sim 40$  nm)<sup>22</sup>. Cobalt and permalloy were chosen as hard layer and soft layer so as to achieve a magnetically non-collinear structure with low

magnetic fields<sup>23,24</sup>. The permalloy layer is coupled to the cobalt layer at the Co/Py interface due to exchange coupling between the two layers. However, its moments are free to rotate with an external applied magnetic field at the Nb/Py interface. Therefore, when a magnetic field is applied in a direction opposite to the cobalt layer moments, as shown in Fig. 1(a), a relative angle between the magnetic moments of the Co and Py layer is established. The rotation of moments in the permalloy layer results in a non-collinear spin structure as shown in Fig.1 (a). The magnetic non-collinearity of this structure can be controlled by means of an external magnetic field of a few mT. Furthermore, this non-collinear structure is reversible with respect to the external magnetic field in a particular field range, known as the spring range. Thus, it is possible to generate and control the inhomogeneity (non-collinearity) in the magnetization of the F-layer in S/XS/S systems. It is therefore a plausible systems to study the generation and tuning of triplet superconductivity in S/F hybrids.

Figure 1(b) shows the major as well as minor magnetic hysteresis loops of Nb/Co(30 nm)/Py(30 nm)/Nb multilayer at a temperature of 300 K. In the major loop, magnetic field was varied from positive saturation to negative saturation and then reversed back to positive saturation. In the minor loop, magnetic field was varied from saturation to a particular field value and then reversed back to saturation field. The minor loop was found to be reversible upto a field value of -1.4 mT, whereas irreversible nature starts to appear on reversing from higher field values as shown in Fig. 1(b). This shows that the non-collinearity formed in the permalloy layer can be tuned with respect to the applied magnetic field of a few mT. This confirms the spring nature of the Co(30 nm)/Py(30 nm) bilayer<sup>25-27</sup>.

In Fig. 2(a), we show the  $T_c - H$  curves for a Nb/Co(30 nm)/Py(30 nm)/Nb multilayer along with the  $dM/dH$  curve versus applied field. Here, the  $dM/dH$  curve has been plotted by taking the derivative of magnetization (M) from the  $M(H)$  curve with respect to applied field. In order to emphasize the observed change in  $T_c$ , we have plotted  $M(T)$  curves at two different magnetic fields: A and B of Fig. 2(a), as shown in Fig. 2(b). Superconducting transition temperature  $T_c$  has been taken as the point in the  $M(T)$  curve where the sample enters into the superconducting state, as shown by the dotted lines in Fig. 2(b). Each  $M(T)$  measurement of Fig. 2(b) has been taken by cooling the sample in the absence of field. Prior to each measurement, the sample was first saturated to 200 Oe at 2 K and then magnetic field was ramped to the required value at the same temperature. Notice that the magnetic moment in the superconducting state in this figure is positive, unlike the usual

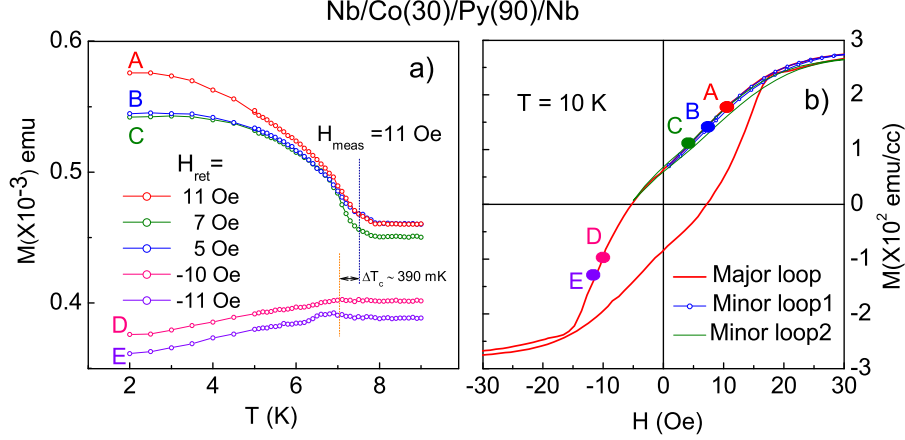


FIG. 3.  $M(T)$  curves measured at 11 Oe with different returning fields  $H_{ret}$ , illustrating the tuning of critical temperature in the spring range of magnetic field. The returning fields are marked as A, B, C, D, and E on the hysteresis loop shown in panel (b).

negative moment due to a diamagnetic response of the superconducting film. The positive moment is, however, possible if there is a magnetic field history involved in the measurement, which is the case here. The magnetic field history, however, does not affect the transition temperature. In order to verify this we have performed  $M(T)$  measurements of a single layer Nb film under various magnetic history conditions as shown in the inset of Fig. 2(b). Clearly, the  $T_c$  remains absolutely unaffected by the magnetic history. In the  $T_c(H)$  curve shown in Fig. 2(a), when the magnetic field is ramped down from the saturation field, domain activity in permalloy starts at around the field where the hysteresis loop opens up, as shown from the derivative curve in Fig. 2(a). A decrease in transition temperature with decreasing magnetic field was observed in this range of magnetic field. This decrease in  $T_c$  can be explained as due to the effect of stray fields of intrinsic domain walls in the permalloy layer. The stray fields are present throughout and always tend to decrease the  $T_c$  during the magnetization reversal of both Co and Py thin films<sup>21</sup>. However, we observe a gradual recovery of  $T_c$  by about 400 mK in the inhomogeneous range as shown in Fig. 2(a). By inhomogeneous range, we mean the range of fields in which the non-collinear magnetic structure is established in Co/Py XS. We explain this recovery in  $T_c$  from the fact that diamagnetic currents are set up in the Nb layer upon applying external in-plane magnetic field. In the inhomogeneous range of magnetic fields, the singlet Cooper-pairs may convert into triplet Cooper-pairs at the S-F interface on sensing the non-collinear structure of magnetic moments between Co

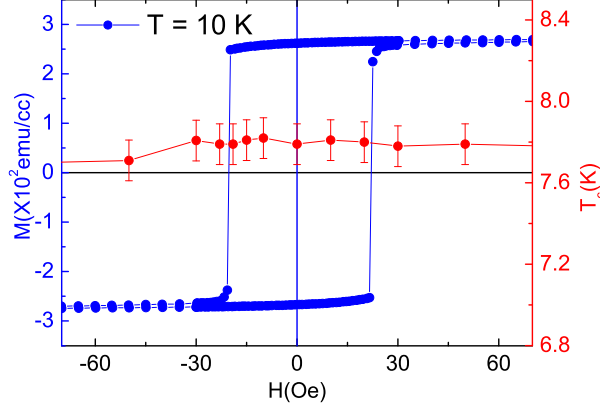


FIG. 4.  $T_c(H)$  curve (red points, on the right hand axis) for Nb/Co(30)/Py(45)/Nb structure plotted along with the magnetic hysteresis curve (blue points, on the left hand axis). The square  $M(H)$  loop for Co(30)/Py(45) bilayer signifies no non-collinear magnetic configuration between the Co and Py layers and, consequently, no changes in the  $T_c$ .

and Py layers. As a result, the span of diamagnetic current distribution set up in the niobium may be enhanced, leading to a modification in  $T_c$  in the non-collinear range of magnetic field. A recent report on Nb/Py/SmFe<sup>17</sup>, S/XS systems shows an enhancement in  $T_c$  of  $\sim 30$  mK in transport measurements. This is explained as due to the odd-triplet superconductivity generation through the non-collinear structure of Py/SmFe XS. Another report on Nb/Py/SmCo<sup>18</sup>, S/XS systems demonstrates a decrease in resistance ( $\Delta R$ ) of  $\sim 35\%$  in the non-collinear range of Py/SmCo XS. Here, the XS thin films are single crystal and the authors claim a well-defined non-collinear structure compared to the previous report where XS thin films were grown in polycrystalline form. Their calculations show that the  $\Delta R$  is equivalent to an enhancement in  $T_c$  of  $\sim 10$  mK in transport measurements. They propose that this enhancement is due to an unanticipated proximity effect and there may be some new physics yet to be captured. In our study, magnetization measurements have been performed to extract the value of  $T_c$ , and the modification of diamagnetic current distribution of Nb, due to singlet-triplet conversion, has been proposed as the mechanism for the recovery of  $T_c$  in the inhomogeneous range of Co and Py moments. Moreover, as the magnetic field approaches negative saturation,  $T_c$  again recovered to the value corresponding to positive saturation as shown in Fig. 2(a).

Figure 3(a) shows the magnetization versus temperature curves for different values of returning field,  $H_{ret}$ , but the same value of measurement field,  $H_{meas}$ , of 11 Oe. The sample



was first saturated to 200 Oe at 2 K and then ramped to the returning field value,  $H_{ret}$ , and then ramped to 11 Oe for each  $M(T)$  measurement. It was found that, when the returning field values lie in the spring range,  $T_c$  remains the same, as shown in Fig. 3(a). But, if the returning field values are outside the spring range,  $T_c$  is changed, as shown by the dotted lines in Fig. 3(a). The minor loops will be irreversible for field values outside the spring range as shown in Fig. 3(b) and hence the  $T_c$  will be different (dotted lines in Fig. 3(a)). This shows that  $T_c$  can be tuned in the reversible spring range of Co/Py XS.

In order to investigate whether these results are due to singlet-triplet conversion, we measured a Nb/Co(30 nm)/Py(45 nm)/Nb stack for which no exchange-spring behavior was observed, as shown in Fig. 4. Earlier reports<sup>25–27</sup> on exchange-spring magnets have shown that the hard layer/soft layer combination can act as an exchange spring for certain thickness combinations, whilst for others, it can act like a single magnetic layer. Fig. 4 shows the  $T_c(H)$  curves for Nb/Co(30 nm)/Py(45 nm)/Nb thin films along with the magnetic hysteresis curve. We observe a square  $M(H)$  loop for Co(30 nm)/Py(45 nm) bilayer. The square nature of  $M(H)$  of Co(30 nm)/Py(45 nm) bilayer suggests that there is a single magnetization switching and hence, no non-collinear magnetic structure forms in this bilayer. We notice that the transition temperature remains almost constant for all field values lying in the range from positive saturation to negative saturation. The domains switch from positive saturation to negative saturation at a single magnetic field as shown in Fig. 4 and hence, no domain wall formation takes place. Therefore, no suppression in  $T_c$  was observed due to the intrinsic domain wall stray field. Furthermore, no enhancement in  $T_c$  was observed unlike the previous reports<sup>17,18</sup>. This may be due to the absence of non-collinear magnetic structure. Comparing this result with that shown in Fig. 2(b), we propose that the non-collinear structure formed in the Co/Py exchange-spring may be the source of observed  $\Delta T_c$  in Fig. 2(a). Moreover, non-collinear magnetic structure has been demonstrated as the key ingredient for the generation of triplet Cooper-pairs from singlet Cooper-pairs<sup>5</sup>. Therefore, we propose that this observation of a recovery of  $T_c$  ( $\Delta T_c$ ) in Fig. 2(a) is due to odd triplet superconductivity in these S/XS structures which can be easily modulated with a small applied magnetic field.

#### IV. CONCLUSION

In summary, we have investigated proximity behavior in Nb(55 nm)/Co(30 nm)/Py(x)/Nb(55 nm) multilayers with thickness of permalloy layer(x) varying from 30 nm to 90 nm.  $T_c(H)$  curves of these films were studied from magnetization measurements. Exchange-spring behavior was observed in Co(30 nm)/Py(30 nm) thin films whereas a single magnetization switching was observed in Co(30 nm)/Py(45 nm) thin films. It was found that  $T_c$  of Nb decreases sharply due to the stray field effect of intrinsic domain walls of Py. In the non-collinear range of Co and Py moments,  $T_c$  recovers gradually until the point where both Co and Py layers are switched. As  $T_c$  has been extracted from  $M(T)$  curves, we interpret the recovery of  $T_c$  in the inhomogeneous range as an enhancement of the span of diamagnetic current distribution set up in Nb, possibly due to a singlet-triplet conversion at the S-F interface as a result of non-collinear magnetic structure. This recovery in  $T_c$  of about 400 mK cannot be ascribed to a magnetic layer stray field cancellation due to a relative angle between Co and Py moments. In that case, the  $T_c$  in the spring range of magnetic field should have been higher than the  $T_c$  of the saturation range of magnetic field, where the layer stray field is maximum. In this work we have also demonstrated the tuning of superconducting transition temperature,  $T_c$  in the reversible spring range of Co/Py XS. Moreover, we have also studied the  $T_c(H)$  curves in Nb/Co(30 nm)/Py(45 nm)/Nb thin films where Co/Py bilayer acts as a single magnetic film and no spring formation takes place. No change in  $T_c$  was observed in the field range from positive saturation to negative saturation. This again shows that  $T_c$  is dependent on the internal magnetic structure. With a collinear internal magnetic structure, no changes in  $T_c$  were observed. We show that signatures of singlet-triplet conversions are also possible to observe in simple magnetization measurements and, therefore, superconductor/exchange spring/superconductor systems may be robust tunable triplet systems if realized in a Josephson junction device configuration. This may open up the possibility of an external field-tunable triplet switching mechanism relevant to superconducting spintronics.

## ACKNOWLEDGMENTS

We acknowledge the funding from National Institute of Science Education and Research(NISER), HBNI, Department of atomic energy(DAE), DST-Nanomission (SR/NM/NS-1183/2013) and DST SERB (EMR/2016/005518), India. J.W.A. Robinson acknowledges funding from the Royal Society and the EPSRC through a Programme Grant (EP/M50807/1) and International Network (EP/P026311/1).

## REFERENCES

- <sup>1</sup>J. Linder and J. W. A. Robinson, Nat. Phys. **11**, 307 (2015).
- <sup>2</sup>M. G. Blamire and J. W. A. Robinson, J. Phys. Condens. Matter **26**, 453201 (2014).
- <sup>3</sup>M. Eschrig, Phys. Today **64**(1), 43-49 (2011).
- <sup>4</sup>J. S. Jiang, D. Davidović, Daniel H. Reich, and C. L. Chien, Phys. Rev. Lett. **74**, 314 (1995).
- <sup>5</sup>F. S. Bergeret, A. F. Volkov, and K. B. Efetov, Phys. Rev. Lett. **86**, 4096 (2001).
- <sup>6</sup>I. Eremin, F. S. Nogueira, and R.-J. Tarento, Phys. Rev. B **73**, 054507 (2006).
- <sup>7</sup>G. B. Halász, M. G. Blamire, and J. W. A. Robinson, Phys. Rev. B **84**, 024517 (2011).
- <sup>8</sup>L. Trifunovic, Z. Popović, and Z. Radović, Phys. Rev. B **84**, 064511 (2011).
- <sup>9</sup>A. G. Mal'shukov, and A. Brataas, Phys. Rev. B **86**, 094517 (2012).
- <sup>10</sup>M. Eschrig, and T. Löfwander, Nature Phys. **4**, 138-143 (2008).
- <sup>11</sup>R. S. Keizer, S. T. B. Goennenwein, T. M. Klapwijk, G. Miao, G. Xiao and A. Gupta, Nature **439**, 825-827 (2006).
- <sup>12</sup>M. S. Anwar, F. Czeschka, M. Hesselberth, M. Porcu, and J. Aarts Phys. Rev. B **82**, 100501(R) (2010).
- <sup>13</sup>T. S. Khaire, M. Khasawneh, W. P. Pratt, Jr., and N. O. Birge, Phys. Rev. Lett. **104**, 137002 (2010).
- <sup>14</sup>J. W. A. Robinson, J. D. S. Witt, and M. G. Blamire, Science **329**, 59-61 (2010).
- <sup>15</sup>D. Sprungmann, K. Westerholt, H. Zabel, M. Weides, and H. Kohlstedt, Phys. Rev. B **82**, 060505(R) (2010).
- <sup>16</sup>M. Houzet, and A. I. Buzdin, Phys. Rev. B **76**, 060504(R) (2007).
- <sup>17</sup>J.Y. Gu, J. Kusnadi, and C.-Y. You, Phys. Rev. B **81**, 214435 (2010).
- <sup>18</sup>L.Y. Zhu, Yaohua Liu, F. S. Bergeret, J. E. Pearson, S. G. E. te Velthuis, S. D. Bader, and J. S. Jiang, Phys. Rev. Lett. **110**, 177001 (2013).
- <sup>19</sup>A. Singh, S. Voltan, K. Lahabi, and J. Aarts, Phys. Rev. X **5**, 021019 (2015).

- <sup>20</sup>A. Srivastava, L. A. B. Olde Olthof, A. Di Bernardo, S. Komori, M. Amado, C. Palomares-Garcia, M. Alidoust, K. Halterman, M. G. Blamire, and J. W. A. Robinson, *Phys. Rev. Applied* **8**, 044008 (2017).
- <sup>21</sup>R. Steiner and P. Ziemann, *Phys. Rev. B* **74**, 094504 (2006).
- <sup>22</sup>W. Buckel, *Supraleitung*, 3rd ed. Physik-Verlag, Weinheim, (1984).
- <sup>23</sup>A. Fraile Rodríguez, L. J. Heyderman, F. Nolting, A. Hoffmann, J. E. Pearson, L. M. Doeswijk, M. A. F. van den Boogaart, and J. Brugger, *Appl. Phys. Lett.* **89**, 142508 (2006).
- <sup>24</sup>F. Béron, A. Kaidatzis, M.F. Velo, L.C.C. Arzuza, E.M. Palmero, R.P. del Real, D. Niarchos, K.R. Pirota, J.M. García-Martín, *Nanoscale Res. Lett.* **11**, 86 (2016).
- <sup>25</sup>Shi-shen Yan, J. A. Barnard, Feng-ting Xu, J. L. Weston, and G. Zangari, *Phys. Rev. B* **64**, 184403 (2001).
- <sup>26</sup>E. F. Kneller, R. Hawing, *IEEE Trans. Magn.* **29**, pp. 3588-3600 (1991).
- <sup>27</sup>A. Bill and H. B. Braun, *J. Magn. Magn. Mater.* **272**, 1266 (2004).