

Variational Graph Methods for Efficient Point Cloud Sparsification

Daniel Tenbrinck* Fjedor Gaede† Martin Burger*

March 7th, 2019

Abstract

In recent years new application areas have emerged in which one aims to capture the geometry of objects by means of three-dimensional point clouds. Often the obtained data consist of a dense sampling of the object's surface, containing many redundant 3D points. These unnecessary data samples lead to high computational effort in subsequent processing steps. Thus, point cloud sparsification or compression is often applied as a preprocessing step. The two standard methods to compress dense 3D point clouds are random subsampling and approximation schemes based on hierarchical tree structures, e.g., octree representations. However, both approaches give little flexibility for adjusting point cloud compression based on a-priori knowledge on the geometry of the scanned object. Furthermore, these methods lead to suboptimal approximations if the 3D point cloud data is prone to noise. In this paper we propose a variational method defined on finite weighted graphs, which allows to sparsify a given 3D point cloud while giving the flexibility to control the appearance of the resulting approximation based on the chosen regularization functional. The main contribution in this paper is a novel coarse-to-fine optimization scheme for point cloud sparsification, inspired by the efficiency of the recently proposed Cut Pursuit algorithm for total variation denoising. This strategy gives a substantial speed up in computing sparse point clouds compared to a direct application on all points as done in previous works and renders variational methods now applicable for this task. We compare different settings for our point cloud sparsification method both on unperturbed as well as noisy 3D point cloud data.

1. Introduction

Due to recent technological advances 3D depth sensors have become affordable for the broad public in the last years. Nowadays we are able to scan 3D objects by relatively cheap data acquisition devices, such as the Microsoft Kinect, or simply by using the cameras of our cell phones together with an elaborated reconstruction software [Kol+14]. Additionally, we

*Department Mathematik, Friedrich-Alexander-Universität Erlangen-Nürnberg
daniel.tenbrinck@fau.de, martin.burger@fau.de

†Institut für Analysis und Numerik, Westfälische Wilhelms-Universität Münster
fjedor.gaede@uni-muenster.de

benefit from the ever increasing computational power of general purpose computing hardware on smaller scales leading to a higher mobility of computing devices. This technological trend led to the rise of new application areas in which one aims to capture the geometry of scanned objects as 3D point clouds. Processing of raw point clouds is rather challenging as the points are unorganized and one has no clue on the underlying data topology a-priori. On the other hand, using a meshing algorithm as a preprocessing step on the point cloud often leads to artifacts and holes for non-uniformly distributed points, and thus should be avoided in these cases.

Based on the application one has to discriminate between two different types of 3D point clouds. First, there exist point cloud data of time-varying objects, i.e., the object to be captured is dynamic. This situation typically appears in the augmented reality entertainment environment, e.g., in 3D tele-immersive video [MBC17] or motion-controlled computer gaming as the Microsoft Kinect system. On the other hand, in science related areas one has to deal with static point clouds of single objects or even whole landscapes. Especially the use of small aircrafts and drones together with 3D sensor technology, such as LiDAR, makes it possible to capture vast regions as point cloud data for geographic information systems. One well-known project that openly publishes the acquired point cloud data is OpenTopography [Ope]. It hosts datasets with currently approximately up to 284 billion total LiDAR returns covering an area of roughly 26,000 km². Processing and analysis of such massive point clouds is a major challenge due to the high computational costs. In this paper we will concentrate on the latter type of point cloud, i.e., static unorganized 3D point clouds.

As becomes apparent processing of massive 3D point clouds is very time consuming and hence there is a strong need for point cloud sparsification or compression. One possible strategy is to exploit redundancies within the sampling and reducing unnecessary 3D points only to the required level of detail. Ideally, one wants to find an approximation of a given point cloud, such that flat regions are described only by very few points, while feature-rich surface regions contain a higher density of 3D points and hence a better resolution of small details. It is feasible to first approximate the dense point cloud by polygonal meshes and subsequently apply mesh coarsening strategies, e.g., cf. [Oll03]. However, triangulation is in general too computationally expensive to be used for massive 3D point cloud sparsification. Hence, other methods for compression directly work on the raw data of unorganized 3D point clouds. Typically, there are two standard methods, which both can be found, e.g., in the open source Point Cloud Library (PCL) [RC11]. The first approach performs a random subsampling of a given point cloud based on a user-controlled fraction parameter assuming a uniform point distribution. It gets clear that one has little control and flexibility for point cloud sparsification in this simple method. Additionally, results are in general not reproducible as they are based on the actual seeding of the applied pseudo-random generators. The second standard strategy is based on the idea of partitioning the data into 3D cells of a fixed size, which can be controlled by the user. Methods such as an octree [Mea80] data representation start by finding a 3D bounding box of the scanned object that contains all acquired 3D points (after an optional outlier removal). Then the bounding box is successively divided into equally-sized cells up to a level in which a subpartition becomes empty. A sparse version of the original dense point cloud can be obtained by choosing one level of the octree data representation. The disadvantage of these methods is that the orientation of the coordinate system containing the 3D point cloud has impact on the octree

approximation results. Furthermore, one has no immediate influence on the distribution of the resulting point cloud sparsification and thus cannot control the density of 3D points in feature-rich surface regions.

The two standard methods for point cloud sparsification described above, i.e., random subsampling and octree data representation, are on the one hand able to provide compressed 3D point clouds relatively fast without the need to reconstruct the scanned object’s surface by a polygon mesh or levelset function. On the other hand, they give the user little control about the level-of-detail of the resulting approximation. Furthermore, these methods are not suitable for point cloud sparsification of fine features in the presence of geometric noise perturbations as we will show in Section 4.

Since many applied problems can be cast into a variational model they play a key role in data sciences nowadays, e.g., in image processing or machine learning. Calculus of variations has a long history within the field of mathematical analysis and evolved an elaborated theory with many useful tools. In this setting one formulates a task as an optimization problem of functionals and then exploits the solid theory of variational methods to investigate the existence and uniqueness of optimal solutions, as well as to deduce algorithms to numerically compute the latter. Additionally, they provide more flexibility in controlling the appearance of solutions, e.g., by modeling a-priori knowledge with the help of properly chosen regularization functionals. For this reason the application of variational methods would be beneficial for point cloud compression. However, since 3D point clouds are unorganized and have very little structure in general a translation of traditional variational methods is not directly possible as they are formulated for data with a structured topology, e.g., images or voxel grids.

One way to tackle this problem is to model the data by a finite weighted graph and then translate variational methods and partial differential equations to the abstract structure of the graph. This has been initially proposed and investigated in the seminal works in [ELB08; GO08]. Yet, variational graph methods are computationally infeasible for 3D point cloud data. Applying a variational denoising model on a dense point cloud using convex, non-smooth regularization functionals will lead to a sparse approximation as reported in previous works discussed below. However, the process of numerically solving the involved equations is computationally very intense as we show in this work. Depending on the number of samples in the original point cloud users may have to wait for hours in order to get a sparse approximation using variational methods for this task. This is our motivation for proposing a more efficient strategy to solve variational graph problems on large multi-dimensional data sets.

1.1. Related work

In order to tackle variational problems on finite weighted graphs the basic graph operators were introduced independently by Elmoataz, Lezoray and Boudleux in [ELB08] and by Gilboa and Osher in [GO08]. These definitions were used to introduce the notion of a graph p -Laplacian as a one-dimensional vertex function, which has been applied for solving imaging problems on graphs, such as denoising, segmentation, and simplification (cf. [ETT15] and reference therein). Subsequently, the anisotropic graph p -Laplacian, i.e., each coordinate is treated independently, has been translated by Lozes et al. to three dimensional meshes, polygonal curves and 3D point clouds represented by graphs [LEL14; Loz06]. Using this ap-

proach the authors were able to tackle imaging problems such as morphological inpainting, restoration, and denoising for surfaces and point clouds. Particularly, they showed preliminary results of using a non-convex variational model for 3D point cloud sparsification, i.e., the graph p -Laplacian for $p < 1$. In [BT17; BT18] Bergmann and Tenbrinck extended the graph framework to manifold-valued data and showed results for denoising and inpainting of semi implicitly given surfaces, surface normals and phase-valued data. Since the method proposed in this paper contains a denoising step we mention in the following related work on point cloud and mesh denoising. From a large amount of proposed denoising methods we will list only a few important representatives. In [FDC03] Fleishman et al. introduced a bilateral filtering method which filters vertices in the normal direction by using the respective local neighborhoods. Due to its simplicity, efficiency, and a good feature preservation it was basis for many later works. Mattei et al. introduced in [MC17] a point cloud denoising method with a moving robust principal component analysis, which does not require oriented normals and minds local and nonlocal features. Sharp edges are preserved by minimizing a weighted ℓ_1 regularization. Recently, Yadav et al. proposed a normal voting tensor and binary optimization in [YRP18]. They also provide a rich quantitative comparison with other denoising methods. In [SSW15] Sun et al. present a denoising method based on ℓ_0 regularization. This is done by computing the normals of the surface and then denoising the point cloud by allowing movement only in the normal direction. Both steps are done with a ℓ_0 regularization. Zhong et al. [Wan+14] provide an algorithm that decouples noise and features from the data. For this sake they use a discrete Laplace regularization to get the underlying smooth surface and then recover the sharp features by a ℓ_1 compressed sensing approach.

In this paper we are inspired by the general framework of the Cut Pursuit algorithm first proposed in [LO17]. Landrieu and Obozinski introduced two algorithms with Cut Pursuit methods to solve minimization problems regularized with total variation and ℓ_0 regularization for the Mumford-Shah penalization of the boundary length. Additionally, Raguet and Landrieu present in [RL18] an extension of the Cut Pursuit method for an additional non-differentiable term. This term is given by a vertex function which is said to be non-differentiable, but for which every directional derivative exists. To solve the resulting model, they introduced a ternary cut and proved convergence of this algorithm. Tests on brain source identification in electroencephalography and 3D point cloud labeling demonstrate an enormous speed up compared to the well-known preconditioned primal-dual algorithm [CP11; PC11] and the preconditioned forward-Douglas-Rachford splitting [RFP13; Rag] on graphs. This speed up motivates our work on efficient methods for 3D point cloud sparsification.

1.2. Own contributions

In this paper we overcome the problems discussed above by proposing a novel optimization technique that follows a coarse-to-fine strategy as sometimes used in other imaging tasks, e.g., multiscale methods for optical flow computation [LKW94; Bro+04]. Our method is based on an alternating iterative scheme that is inspired by the recently proposed Cut Pursuit algorithm discussed above. In contrast to the seminal work by Landrieu et al. in [LO17] we decouple the graph cut partitioning step and the denoising step of Cut Pursuit even further by introducing two different regularization parameters. This allows for addi-

tional flexibility in the control of the appearance of the sparse 3D point cloud. We analyze different choices of regularization functionals and propose a method to perform graph cuts in the case of isotropic regularization functionals, which induce a challenging coupling of the data coordinates. Using the proposed method we are able to compress big point cloud data with an enormous speed up compared to applying the same variational denoising method directly on the full point cloud as performed, e.g., in [ELB08]. We also introduce a preconditioning scheme for the arising optimization problems, which additionally increases the numerical efficiency. This overall efficiency boost renders our method a strong alternative to the current standard methods for point cloud sparsification. In particular we show that in one special case our method performs the octree sparsification strategy, and hence can be seen as generalization of well-known standard methods. Finally, we propose a debiasing step for the reconstruction of very noisy point cloud data that allows to correct from typical bias effects of non-smooth regularization functionals such as total variation (TV) regularization. Note that by using finite weighted graphs for modeling the point cloud data the proposed optimization scheme is not restricted to unorganized 3D point clouds. First, if a 3D surface is given as a triangulated mesh then one can directly use the edges and vertices of this polygon mesh as a graph and perform the same steps as described in this paper. Second, as our method is not bounded to three-dimensional data one could use the same method for sparsification of high-dimensional point cloud data, e.g., feature points in machine learning applications.

1.3. Outline

The outline of this paper is as follows. In Section 2 we discuss how variational models and partial differential equations can be translated to finite weighted graphs. We also introduce an anisotropic and isotropic p -Laplace operator for a multidimensional vertex function f . Subsequently, we define in Section 3 the variational model we apply for point cloud sparsification as well as the basic idea of the Cut Pursuit algorithm. For the denoising step of this method we deduce the needed updates for a primal-dual optimization strategy on graphs and describe a preconditioning scheme for the optimization problem. In Section 4 we perform various numerical experiments to demonstrate the efficiency of the proposed optimization strategy on dense 3D point clouds. We compare different compression methods and regularization functionals on both unperturbed as well as noisy point cloud data. We conclude this paper by a short discussion of possible extensions to our method in Section 5.

2. Finite weighted graphs

Finite weighted graphs play an important role in many different fields of research today, e.g., image processing [ELB08; GO08], machine learning [ZB11; BM16; Gar+16; BH09], or network analysis [LC12; Mug14; Shu+13]. Their key advantage is that they allow to model and process discrete data of arbitrary topology. Recently, there has been a strong effort to translate well-studied tools from applied mathematics to finite weighted graphs, e.g., variational methods and partial differential equations. This enables one to apply these tools to many new application areas that cannot be tackled directly by traditional data modeling techniques, i.e., grids and finite elements. Furthermore, graphs allow to exploit repetitive patterns or self-similarity in the data by building edges between related data points. Hence,

they can be used to process both local as well as nonlocal problems in the same unified framework. Due to the abstract nature of the graph structure one may build hierarchical graphs to represent whole sets of entities by a single vertex, e.g., image regions consisting of neighboring pixels [Meu+10]. These coarse data representations lead to very efficient optimization techniques as we will discuss in Section 3 below.

Although the exact description of finite weighted graphs is dependent on the application, there exists a common consent of basic concepts and definitions in the literature [ELB08; Gen+14; GO08]. In the following we recall these basic concepts and the respective mathematical notation, which we will need to introduce the proposed graph methods for point cloud sparsification below.

2.1. Basic graph terminology

A *finite weighted graph* G is defined as a triple $G = (V, E, w)$ for which

- $V = \{1, \dots, n\}, n \in \mathbb{N}$, is a finite set of indices denoting the *vertices*,
- $E \subset V \times V$ is a finite set of (directed) *edges* connecting a subset of vertices,
- $w: E \rightarrow \mathbb{R}^+$ is a nonnegative *weight function* defined on the edges of the graph.

For given application data each *graph vertex* $u \in V$ typically models an entity in the data structure, e.g., elements of a finite set, pixels in an image, or nodes in a network. It is important to distinguish between abstract data entities modeled by graph vertices and attributes associated with them. The latter can be modeled by introducing vertex functions as defined below. A *graph edge* $(u, v) \in E$ between a start node $u \in V$ and an end node $v \in V$ models a relationship between two entities, e.g., geometric adjacency, entity interactions, or similarity depending on the associated attributes. In our case, we consider graphs with *undirected* edges, i.e., $(u, v) \in E \Rightarrow (v, u) \in E$ in general.

A node $v \in V$ is called a *neighbor* of the node $u \in V$ if there exists an edge $(u, v) \in E$. For this relationship we use the abbreviation $v \sim u$, which reads as “ v is a neighbor of u ”. If on the other hand v is not a neighbor of u , we use $v \not\sim u$. We define the *neighborhood* $\mathcal{N}(u)$ of a vertex $u \in V$ as $\mathcal{N}(u) := \{v \in V : v \sim u\}$. The *degree* of a vertex $u \in V$ is defined as the amount of its neighbors $\deg(u) = |\mathcal{N}(u)|$.

2.2. Vertex and edge functions

To relate the abstract structure of a finite graph to some given data, one can introduce vertex and edge functions. Let $\mathcal{H}(V; \mathbb{R}^d)$ be the Hilbert space of vector-valued functions on the vertices of the graph, i.e., each function $f: V \rightarrow \mathbb{R}^d$ in $\mathcal{H}(V; \mathbb{R}^d)$ assigns a real vector $f(u)$ to each vertex $u \in V$. In the following will denote $\mathcal{H}(V; \mathbb{R}^d)$ with $\mathcal{H}(V)$ for the sake of simplicity. For a function $f \in \mathcal{H}(V)$ the ℓ_p - and ℓ_∞ -norm of f are given by:

$$\begin{aligned} \|f\|_p &= \left(\sum_{u \in V} \|f(u)\|^p \right)^{1/p}, & \text{for } 1 \leq p < \infty, \\ \|f\|_\infty &= \max_{u \in V} (\|f(u)\|), & \text{for } p = \infty. \end{aligned} \tag{1}$$

The Hilbert space $\mathcal{H}(V)$ is endowed with the following inner product

$$\langle f, g \rangle_{\mathcal{H}(V)} = \sum_{u \in V} \langle f(u), g(u) \rangle_{\mathbb{R}^d},$$

with $f, g \in \mathcal{H}(V)$.

Similarly, let $\mathcal{H}(E; \mathbb{R}^m)$ be the Hilbert space of vector-valued functions defined on the edges of the graph, i.e., each function $F : E \rightarrow \mathbb{R}^m$ in $\mathcal{H}(E; \mathbb{R}^m)$ assigns a real vector $F(u, v)$ to each edge $(u, v) \in E$. As before we will abbreviate $\mathcal{H}(E; \mathbb{R}^m)$ by $\mathcal{H}(E)$. The Hilbert space $\mathcal{H}(E)$ is then endowed with the following inner product:

$$\langle F, G \rangle_{\mathcal{H}(E)} = \sum_{(u,v) \in E} \langle (F(u, v), G(u, v)) \rangle,$$

for $F, G \in \mathcal{H}(E)$. It is easy to show that the dual space of $\mathcal{H}(V)$ is $\mathcal{H}(E)$.

To model the significance of a relationship between two connected vertices with respect to an application dependent criterion one introduces a *weight function* $w \in \mathcal{H}(E; \mathbb{R})$. Often, the weight function is chosen as a similarity function based on the attributes of the modeled entities, i.e., by the evaluation of associated vertex functions. For these cases the weight function w is chosen such that it takes high values for important edges, i.e., high similarity of the involved vertices, and low values for less important ones. In many applications one normalizes the values of the weight function by $w : E \rightarrow [0, 1]$. Note that a natural extension of the weight function to the full set $V \times V$ is given by defining $w(u, v) = 0$, if $v \not\sim u$ or $u = v$ for any $u, v \in V$. Then the edge set of the graph can simply be characterized as $E = \{(u, v) \in V \times V : w(u, v) > 0\}$. Often it is preferable to use *symmetric* weight functions, i.e., $w(u, v) = w(v, u)$. This also implicates that $v \sim u \Rightarrow u \sim v$ holds for all $u, v \in V$ and thus all directed graphs with symmetric weight function can be interpreted as *undirected* graphs

2.3. First-order partial difference operators on graphs

Using the basic concepts from the previous sections we are able to introduce the needed mathematical tools to translate standard differential operators from the continuous setting to finite weighted graphs. The fundamental elements for this translation are first-order partial difference operators on graphs, which have been initially proposed in [ELB08; GO08]. In the following we assume that the considered graphs are connected, undirected, with neither self-loops nor multiple edges between vertices.

Let $G = (V, E, w)$ be a finite weighted graph and let $f \in \mathcal{H}(V)$ be a function on the set of vertices V of G . Then one can define the *weighted partial difference* of f at a vertex $u \in V$ in direction of a vertex $v \in V$ as:

$$\partial_v f(u) = \sqrt{w(u, v)} (f(v) - f(u)) . \quad (2)$$

As for the continuous definition of directional derivatives, one has the following properties $\partial_v f(u) = -\partial_u f(v)$, $\partial_u f(u) = \vec{0}$, and if $f(u) = f(v)$ then $\partial_v f(u) = \vec{0}$.

Based on the definition of weighted partial differences in (2) one can straightforwardly introduce the *weighted gradient operator* on graphs $\nabla_w : \mathcal{H}(V) \rightarrow \mathcal{H}(E)$, which is simply defined as the weighted finite difference on the edge $(u, v) \in E$, i.e.,

$$(\nabla_w f)(u, v) = \partial_v f(u) \quad (3)$$

It gets clear that this operator is linear. The adjoint operator $\nabla_w^* : \mathcal{H}(E) \rightarrow \mathcal{H}(V)$ of the weighted gradient operator is a linear operator defined by

$$\langle \nabla_w f, G \rangle_{\mathcal{H}(E)} = \langle f, \nabla_w^* G \rangle_{\mathcal{H}(V)} \quad \text{for all } f \in \mathcal{H}(V), G \in \mathcal{H}(E).$$

Note that for undirected graphs with a symmetric weighting function $w \in \mathcal{H}(E, \mathbb{R})$ the adjoint operator ∇_w^* , of a function $G \in \mathcal{H}(E)$ at a vertex $u \in V$ has the following form:

$$(\nabla_w^* G)(u) = \sum_{v \sim u} \sqrt{w(u, v)} (G(v, u) - G(u, v)). \quad (4)$$

One can then define the weighted divergence operator on graphs via the adjoint operator as $\text{div}_w := -\nabla_w^*$. The divergence on a graph measures the net outflow of an edge function in each vertex of the graph.

To measure the variation of a vertex function $f \in \mathcal{H}(V)$ with values in \mathbb{R}^d we introduce a family of p - q -norms based on the weighted gradient operator for $p, q \geq 1$ as follows:

$$\begin{aligned} \|\nabla_w f\|_{p; q} &= \left(\sum_{(u, v) \in E} \|\nabla_w f(u, v)\|_q^p \right)^{\frac{1}{p}} \\ &= \left[\sum_{u \in V} \sum_{v \sim u} w(u, v)^{\frac{p}{2}} \|f(v) - f(u)\|_q^p \right]^{\frac{1}{p}} \\ &= \left[\sum_{u \in V} \sum_{v \sim u} \left(\sum_{j=1}^d w(u, v)^{\frac{q}{2}} |f(v)_j - f(u)_j|^q \right)^{\frac{p}{q}} \right]^{\frac{1}{p}}. \end{aligned} \quad (5)$$

2.4. Graph p -Laplace operator

The continuous p -Laplace operator is an example of a second-order differential operator that can be defined on finite weighted graphs. It allows the translation of various partial differential equations to the graph setting and it has been used for applications in machine learning and image processing. For a detailed discussion of the graph p -Laplacian and its variants we refer to [ETT15].

Based on the first-order partial difference operators introduced in (3) and (4) one is able to formally derive a family of graph p -Laplace operators $\Delta_{w, p} : \mathcal{H}(V) \rightarrow \mathcal{H}(V)$ by minimization of the p - q -norm defined in (5) above. There are two special cases that lead to different definitions of the graph p -Laplace operator. For this paper we will derive a multidimensional version of the real p -Laplacian introduced in [ELB08]. For the sake of simplicity we assume that the finite weighted graph $G = (V, E, w)$ is undirected and has a symmetric weight function $w \in \mathcal{H}(E)$, i.e. $w(u, v) = w(v, u)$, in the following. Let $|\nabla_w f(u, v)|$ denote the point-wise absolute value in the gradient $\nabla_w f(u, v)$ and \cdot be a point-wise product between vectors. Then we define

$$\begin{aligned} \Delta_{w, p; q} f(u) &= \frac{1}{2} \text{div}_w \left(\|\nabla_w f\|_q^{p-q} \nabla_w f \cdot |\nabla_w f|^{q-2} \right) \\ &= \sum_{v \sim u} w(u, v)^{\frac{p}{2}} \|\nabla_w f(u, v)\|_q^{p-q} (f(v) - f(u)) \cdot |f(v) - f(u)|^{q-2}. \end{aligned} \quad (6)$$

More details on the computation of (6) can be found in Appendix A.

For the special case $p = q$ we get the multidimensional *anisotropic* p -Laplacian given as:

$$\Delta_{w,p}^a f(u) = \sum_{v \sim u} w(u, v)^{\frac{p}{2}} \nabla_w f(u, v) \cdot |\nabla_w f(u, v)|^{p-2}. \quad (7)$$

On the other hand, if we choose $q = 2$ we get the multidimensional *isotropic* p -Laplacian

$$\Delta_{w,p}^i f(u) = \sum_{v \sim u} w(u, v)^{\frac{p}{2}} \|f(v) - f(u)\|_2^{p-2} \nabla_w f(u, v). \quad (8)$$

Note, in the terminology of [ETT15] both of these p -Laplacian would be called *anisotropic* since the authors discussed only the one-dimensional case of vertex and edge functions. In this context the term *isotropic* describes the relationship between neighbor vertices. In our more general case we relate the term *isotropic* to the coupling of coordinates along all dimensions. Also note that in the anisotropic case the inner terms decouple and allow for an pairwise independent computation.

For $p = q = 2$ we obtain a notion of a classical linear operator known as the unnormalized graph Laplacian, now in multiple dimensions, as

$$\Delta_w f(u) = \sum_{v \sim u} w(u, v) (f(v) - f(u)).$$

3. Cut Pursuit for point cloud sparsification

In this section we present our methodology for efficiently computing sparse point clouds using variational graph methods. Our approach is inspired by the Cut Pursuit algorithm proposed in [LO17; Lan16]. It can be applied for minimizing an energy functional J on a finite weighted graph $G = (V, E, w)$ on the set $\mathcal{H}(V)$ given as

$$\left\{ J(f) = D(f, f_0) + \alpha R(f) \right\} \rightarrow \operatorname{argmin}_{f \in \mathcal{H}(V)} \quad (9)$$

for which $\alpha > 0$ is a fixed regularization parameter, D is a differentiable, convex data fidelity term with the original data given as f_0 , and R is a convex regularization functional, which is decomposable into differentiable and non-differentiable parts and for which directional derivatives in $\mathcal{H}(V)$ exist.

For point cloud sparsification we use a variational model that has already been proposed for this task in [ELB08]. However, in this paper we investigate a more general variant of this model. In particular, we focus on optimizing the following family of variational denoising problems for a fixed regularization parameter $\alpha > 0$

$$\left\{ J(f) = \frac{1}{2} \|f - f_0\|_2^2 + \frac{\alpha}{2p} \|\nabla_w f\|_{p;q}^p \right\} \rightarrow \operatorname{argmin}_{f \in \mathcal{H}(V)} \quad (\text{P})$$

for $q \geq p \geq 1$ using the notation introduced in Section 2.2, i.e., we minimize a L^2 data fidelity term together with a convex, (possibly) non-smooth regularization functional. Many algorithms for computing solutions to (P) are known in the literature, cf., e.g., [CP16] and references therein.

3.1. Optimization via Cut Pursuit

Instead of computing respective minimizers of the variational problem (P) by performing a (potentially) computational-heavy optimization directly on all vertices of the graph G , we follow the idea of the Cut Pursuit algorithm proposed by Landrieu and Obozinski in [LO17]. Here, the minimization of J is done by an alternating iteration scheme that successively divides the set of vertices V into increasingly smaller subsets and solves the original optimization problem on the relatively few vertices that represent the subsets induced by the partition. For this we first need the notion of the directional derivative of J in terms of vertex functions.

Definition 1. (Directional derivative)

Let $J : \mathcal{H}(V) \rightarrow \mathbb{R}$ be a functional. Then the directional derivative at a point $f \in \mathcal{H}(V)$ in direction $\vec{d} \in \mathcal{H}(V)$ is defined as

$$J'(f; \vec{d}) = \lim_{t \rightarrow 0} \frac{J(f + t\vec{d}) - J(f)}{t}$$

if the limit exists.

Then the Cut Pursuit algorithm proposed in [LO17] to solve (9) can be formulated as follows.

Algorithm 2 (Cut Pursuit). *To perform the Cut Pursuit algorithm one has to find a solution to the alternating minimization scheme*

$$\left\{ J'(f_{\Pi}; \vec{1}_B) = \langle \nabla D(f_{\Pi}, f_0), \vec{1}_B \rangle + \alpha \langle \nabla R_S(f_{\Pi}), \vec{1}_B \rangle + \alpha R'_{S^c}(f_{\Pi}; \vec{1}_B) \right\} \rightarrow \min_{B \subset V},$$

$$f_{\Pi} = \arg \min_{f \in \mathcal{H}(\Pi)} D(f, f_0) + \beta R(f).$$

Here, $\vec{1}_B$ is the indicator function of a subset $B \subset V$ with $\vec{1}_B(u) = 1$ if $u \in B$ and $\vec{1}_B(u) = 0$ else. The set Π is the current partition of V and is given as

$$\Pi := \{A_i \subset V \mid i \in I = \{1, \dots, m\}, V = \dot{\cup}_{i=1}^m A_i\}. \quad (10)$$

Furthermore, we denote the sets of vertices in which the convex regularization functional R is differentiable and non-differentiable as S and S^c , respectively.

We can then define $\mathcal{H}(\Pi)$ as the vector space of all reduced functions $c : \Pi \rightarrow \mathbb{R}^d$. Since Π is of a finite size m we can associate every function $c \in \mathcal{H}(\Pi)$ with an element in $\mathbb{R}^{m \times d}$ and hence it is clear that $\mathcal{H}(\Pi) \simeq \mathbb{R}^{m \times d}$. More precisely, a function $c \in \mathcal{H}(\Pi)$ assigns a value $c_A \in \mathbb{R}^d$ to each subset $A \in \Pi$ of the partition. In Section 3.3 we will discuss in detail how the reduced functions c relate to piece-wise constant functions in $\mathcal{H}(V)$. In [LO17] the authors show that in case certain conditions are met the alternating iteration scheme in Algorithm 2 converges to a solution of the original variational problem in (9).

The main advantage of this coarse-to-fine approach is that it leads to very efficient solvers for optimization problems on finite weighted graphs, which we will exploit in the following for the task of point cloud sparsification. In this work we deviate from the original Cut Pursuit formulation and allow the choice of two different regularization functionals R, Q

and parameters α, β . This approach allows us to control the properties of the solutions for the task of point cloud sparsification and gives additional flexibility as we will show in Section 4. Hence, we propose the following alternating minimization scheme.

Algorithm 3 (Proposed minimization scheme).

$$\left\{ J'(f_\Pi; \vec{1}_B) = \langle \nabla D(f_\Pi, f_0), \vec{1}_B \rangle + \alpha \langle \nabla R_S(f_\Pi), \vec{1}_B \rangle + \alpha R'_{Sc}(f_\Pi; \vec{1}_B) \right\} \rightarrow \min_{B \subset V}, \quad (\text{P1})$$

$$f_\Pi = \arg \min_{f \in \mathcal{H}(\Pi)} D(f, \bar{f}_0) + \beta Q(f). \quad (\text{R1})$$

To show that the minimum partition problem in (P1) is well-defined one needs to show that the directional derivative of the energy functional exists and that the functional J can be split into differentiable and non-differentiable parts. Since the chosen L^2 data fidelity term D is differentiable everywhere, we only need to study the differentiability of the particular regularization functional R for different choices of p and q as the regularization functional is defined as

$$R(f) = \frac{1}{2p} \|\nabla_w f\|_{p;q}^p = \frac{1}{2p} \sum_{(u,v) \in E} \left(\sum_{j=1}^d w(u,v)^{\frac{q}{2}} |f(v)_j - f(u)_j|^q \right)^{\frac{p}{q}}. \quad (11)$$

As becomes clear the regularization functional R is differentiable iff $p, q > 1$ and the derivative is given as

$$\frac{\partial}{\partial f(u)_j} R(f) = \sum_{(u,v) \in E} w(u,v)^{\frac{p}{2}} \|f(v) - f(u)\|_q^{p-q} |f(v)_j - f(u)_j|^{q-2} (f(u)_j - f(v)_j). \quad (12)$$

For the interesting non-smooth case, i.e., $q \geq p = 1$, we can show that the directional derivative exists and the regularization functional R can be split into differentiable and non-differentiable parts. Furthermore, we can show that for $p = q$ the expression in (12) corresponds to the multidimensional anisotropic graph p -Laplacian, while for $q = 2, p \geq 1$ it corresponds to the multidimensional isotropic graph p -Laplacian as introduced in Section 2.4. For details on our observations we refer the interested reader to Appendix B. The optimization of (P1) yields a binary partition induced by the subset B , which generates a new partition Π . This new partition Π then defines a span of piecewise-constant functions on which we solve the reduced problem (R1). Evidently this reduced problem can be solved more efficiently than the original problem (P).

Note that Algorithm 3 is a descent method that decreases the energy functional in (P) in every iteration step. The proposed scheme is stopped once a minimizer is found and a further partitioning would not decrease the energy functional anymore. At this stage the desired level-of-detail is reached based on the chosen regularization parameters α and β . Note that this approach can be interpreted as a hierarchical graph method, e.g., as described in [Meu+10].

Remark 4. For $\alpha = \beta$ and $R = Q$ being an anisotropic regularization functional, i.e., $q = p$ in (11), we are able to derive similar convergence results as described in [LO17]. In particular the alternating iterative scheme converges to the unique solution of the original problem (P). For a given partition $\Pi = \{A_1, \dots, A_m\}$ this problem has the solution

$$B \cap A_i = \emptyset \vee B \cap A_i = A_i \quad \text{for all } i = 1, \dots, m$$

iff a minimizer has been found.

In the case of $\alpha R \neq \beta Q$ there are two potential issues concerning convergence: First of all, it may be possible that the partition Π is not refined although the minimizer of (R1) is not yet a minimizer of the original problem. Thus, we stop with a suboptimal solution. This is an issue that may appear in practice, however typically only at very fine levels such that the computed solution is already close to the optimal. Secondly, it might happen that Π is refined although the solution of (R1) is already globally optimal. In this case the solution after refinement is still the same, but the refinement is obviously not at optimal efficiency.

In Section 3.2 below we will first discuss how to solve the minimal partition problem in (P1) and subsequently discuss the optimization of the reduced problem (R1) using a primal-dual minimization method in Section 3.3.

3.2. Computing the optimal partition via minimum graph cuts

The first question one has to answer is how to compute a partition Π of the vertex set V such that the energy of the functional J in (9) is decreased. This problem can be cast into the task of performing an update $f_{new} = f_{\Pi} + hu_B, h > 0$ of the current iterate $f_{\Pi} \in \mathcal{H}(V)$ that decreases the energy of J . For a fixed subset $B \subset V$ and positive scalars $\gamma_B, \gamma_{B^c} > 0$ one can define the update direction

$$u_B = \gamma_B \vec{1}_B - \gamma_{B^c} \vec{1}_{B^c} \quad (13)$$

with $\|u_B\|_2 = 1$. Here, $\vec{1}_B \in \mathcal{H}(V)$ is the indicator function of the subset B .

The following proposition is taken from [LO17] and states that under certain conditions one only has to minimize with respect to the indicator function $\vec{1}_B$ instead of the update direction u_B . For further details see [LO17].

Proposition 5. *If $\langle \nabla D(f, f_0), \vec{1}_V \rangle = 0$, then $J'(f; u_B) = (\gamma_B + \gamma_{B^c})J'(f; \vec{1}_B)$ and hence the prefactor can be dropped for optimization.*

Proof. As seen in Appendix B for $p = q = 1$ the directional derivative for the differentiable part is given by

$$\langle \nabla R_S, \vec{d} \rangle = \sum_{((u,v),j) \in S} \sqrt{w(u,v)} \text{sign}(f(u)_j - f(v)_j) \vec{d}(u)_j.$$

For $\vec{d} = \vec{1}_V$ follows that

$$\langle \nabla R_S, \vec{1}_V \rangle = \sum_{((u,v),j) \in S} \sqrt{w(u,v)} \text{sign}(f(u)_j - f(v)_j) = 0$$

since every $((u,v),j) \in S$ implies that $((v,u),j) \in S$, and thus the corresponding summands cancel each other. Let $\nabla J_S(f)$ denote the differentiable part of the functional J . With $\vec{1}_B = \vec{1}_V - \vec{1}_{B^c}$ and $\langle \nabla D(f, f_0), \vec{1}_V \rangle = 0$ we can compute that

$$\begin{aligned} \langle \nabla J_S(f), \vec{1}_B \rangle &= \langle \nabla D(f, f_0), \vec{1}_B \rangle + \langle \nabla R_S(f), \vec{1}_B \rangle \\ &= \langle \nabla D(f, f_0), \vec{1}_V - \vec{1}_{B^c} \rangle + \langle \nabla R_S(f), \vec{1}_V - \vec{1}_{B^c} \rangle \\ &= -\langle \nabla D(f, f_0), \vec{1}_{B^c} \rangle - \langle \nabla R_S(f), \vec{1}_{B^c} \rangle \\ &= -\langle \nabla J_S(f), \vec{1}_{B^c} \rangle. \end{aligned}$$

Hence, we can compute

$$\begin{aligned} \langle \nabla J_S(f), u_B \rangle &= \langle \nabla J_S(f), \gamma_B \vec{1}_B - \gamma_{B^c} \vec{1}_{B^c} \rangle \\ &= \langle \nabla J_S(f), (\gamma_B + \gamma_{B^c}) \mathbf{1}_B \rangle = (\gamma_B + \gamma_{B^c}) J'(f; \vec{1}_B), \end{aligned}$$

which completes the proof. \square \square

To determine an optimal update direction u_B , i.e., the direction of steepest descent of J , one would need to minimize the directional derivative $J'(f_\Pi; \vec{1}_B)$ with respect to all possible subsets $B \subset V$, which is known to be a NP-hard problem. On the other hand, if such an optimal subset $B \subset V$ is given, then a new partition Π_{new} of V can simply be generated by splitting each subset $A \subseteq \Pi$ of the previous partition Π along the boundary of B and B^c , such that A is divided into (possibly) two smaller subsets $A_B = A \cap B$ and $A_{B^c} = A \cap B^c$. Note that this division given by B can be performed on the whole vertex set V but also on each subset $A \subseteq \Pi$ independently, as the partitioning is only getting finer while preserving the boundaries of previous partitions. This is an important feature for the implementation of parallelized optimization algorithms.

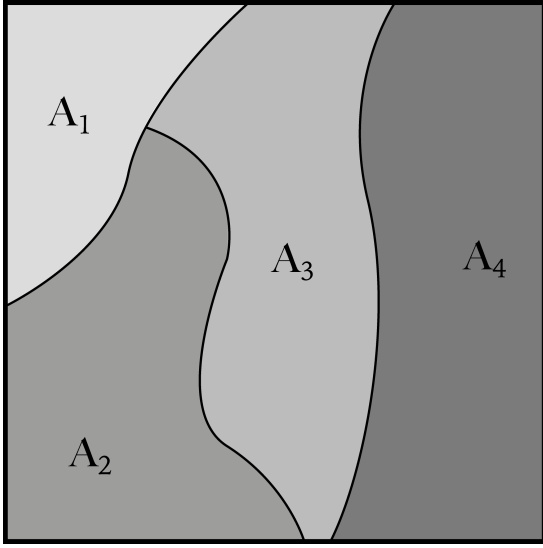
There exist two possible options on how the subset $B \subset V$ can be used to generate a new partition Π_{new} as illustrated in Figure 1. In the first variant the new partition can be written as

$$\Pi_{new} = (\Pi \cap B) \cup (\Pi \cap B^c) = (\dot{\cup}_{i=1}^m A_i \cap B) \cup (\dot{\cup}_{i=1}^m A_i \cap B^c).$$

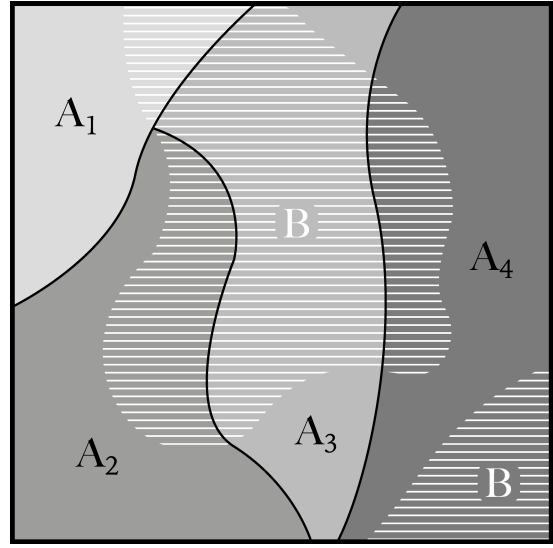
This means that one obtains a binary partition of each subset $A_i \subset \Pi$ leading to at most double the amount of subsets in Π_{new} as compared to the previous partition Π . The second variant treats every connected component of $\Pi \cap B$ and $\Pi \cap B^c$ as an own subset. In this case a partition may lead to multiple new parts for each subset $A_i \subset \Pi$ as opposed to only two in the previous case. Hence, this strategy minimizes the energy at least as fast as the first strategy. In this paper we will focus only on the partition into connected components, since we aim for a fast sparsification of large point cloud data.

In order to compute the optimal partition Π based on some subset $B \subset V$ in each step of the alternating iteration scheme (P1), we recall the fact that if the minimization of the directional derivative $J'(f_\Pi; \vec{1}_B)$ is a binary partition problem and regular as described in [KZ04], minimizing the energy (P1) is the same as computing a minimum cut of the corresponding flow graph for $J'(f_\Pi; \vec{1}_B)$. The regularity of $J'(f_\Pi; \vec{1}_B)$ is shown in Appendix E.

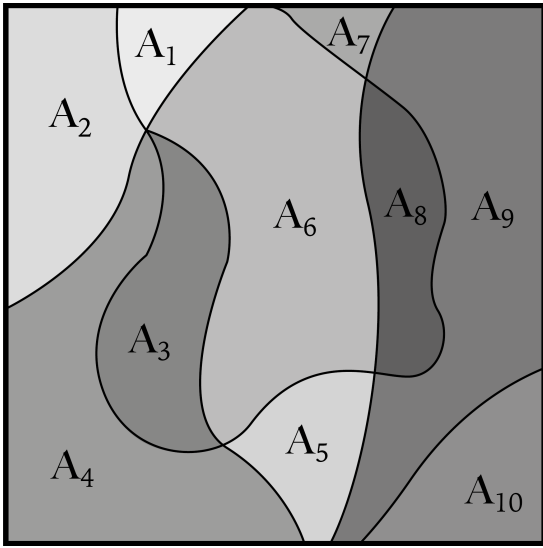
The flow graph we consider in this work is defined as $G_{flow} = (V_{flow}, E_{flow})$ with $V_{flow} = \{1, dN\} \cup \{s, t\}$ in the d -dimensional anisotropic case and $V_{flow} = \{1, N\} \cup \{s, t\}$ in the isotropic case. The anisotropic case is thus the d -fold vertex set of the original graph G with two additional sink t and source s vertices. Note that this means in the anisotropic setting that each coordinate for every point of the point cloud data is modeled as an independent vertex in the flow graph. The edge set of the flow graph is defined as $E_{flow} = \{(u, v) \in V_{flow} \times V_{flow} \mid c(u, v) > 0\}$, for which $c \in \mathcal{H}(E)$ is an edge function defining the edge capacities. These capacities are set in such a way, that the minimum cut of the flow-graph also minimizes the partition problem (P1). Note that one can compute the minimum graph cut on G_{flow} by computing a solution of the equivalent maximum flow problem, for which efficient methods exist in the literature, e.g., cf. [BK04]. For further details on this topic we refer to [KZ04].



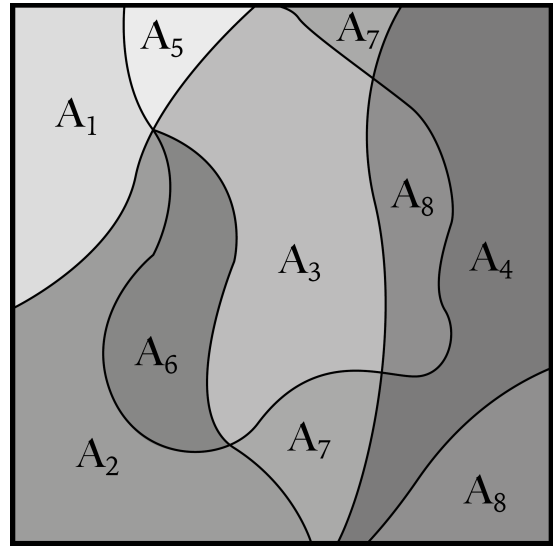
(a) Initial partition $\Pi = \{A_1, A_2, A_3, A_4\}$.



(b) Steepest binary partition where $B \subset V$ is visualized by the white dashed set.



(c) Resulting partition $\Pi_{new} = \{A_i | i \in [1, 10]\}$ generated by the steepest binary cut and selecting connected components as the new partitions A_i .



(d) Resulting partition $\Pi_{new} = \{A_i | i \in [1, 8]\}$ generated by the steepest binary cut and selecting the new partition as $\Pi_{new} = (\Pi \cap B) \cup (\Pi \cap B^c)$.

Figure 1: Illustration of two different methods to generate a new partition Π_{new} from a given partition Π and the set $B \subset V$

In the following we describe how we set the capacities $c(u, v)$ for all edges $(u, v) \in E_{flow}$ of the flow graph. For the sake of simplicity, we will denote the set of differentiable directions as S without an explicit case distinction of S_1 and S_q as defined in Appendix C. Based on the directional derivatives for different values of p and q in Appendix C we can now tackle the partition problem (P1) for $p, q \geq 1$. Let

$$\nabla J_S(f) = \nabla D(f, f_0) + \nabla R_S(f) \in \mathbb{R}^{Nd}$$

be the combined gradient of the differentiable parts of J . Then the partition problem (P1) can be rewritten as

$$\min_{B \subset V} \langle \nabla J_S(f), \vec{1}_B \rangle + R'_{S^c}(f; \vec{1}_B).$$

Following [LO17] let us introduce the following two sets based on the directional derivatives

$$\begin{aligned} \nabla^+ &= \left\{ (u, j) \in V \times \{1, \dots, d\} \mid \nabla J_S(f)_{(u, j)} \geq 0 \right\}, \\ \nabla^- &= V \setminus \nabla^+. \end{aligned}$$

Note, that each tuple $(u, j) \in V \times \{1, \dots, d\}$ can be described by a single vertex $u_j \in V_{flow}$.

In the following we will divide the analysis of different choices for $p, q \geq 1$ into three different cases. First, we will discuss the differentiable case $q \geq p > 1$, followed by the anisotropic case $q = p = 1$, and finally the most interesting case for $q > p = 1$. Note that in our proposed approach for point cloud sparsification these parameter settings can be used to control the appearance of the resulting point clouds via the choice of a suitable regularizer in (R1). This is demonstrated in Section 4.

Case 1: $q \geq p > 1$

In this trivial case the functional J is **differentiable** everywhere, and thus $S^c = \emptyset$ and $R'(f; \vec{1}_B) = 0$. This leads to the following capacity function $c \in \mathcal{H}(E)$

$$\begin{cases} c(u_j, t) = |\nabla J_S(f)_{(u, j)}|, & (u, j) \in \nabla^- \\ c(s, u_j) = \nabla J_S(f)_{(u, j)}, & (u, j) \in \nabla^+ \\ c(u_j, v_j) = 0, & \forall (u, j) \in V \times \{1, \dots, d\} \end{cases} \quad (\text{F1})$$

Note that the corresponding flow graph connects every vertex to either the sink s or the source t , depending on the sign of the directional derivative, but there are no edges between the vertices themselves. Thus, the minimum cut is just a trivial cut (S, T) with $S = \nabla^+, T = \nabla^-$, i.e., a simple thresholding at zero. This allows to compute a minimum cut by just looking at the directional derivatives without constructing the flow graph G_{flow} itself.

Case 2: $q = p = 1$

In the non-differentiable, **anisotropic** case the capacity function $c \in \mathcal{H}(E)$ is set as follows

$$\begin{cases} c(u_j, t) = |\nabla J_S(f)_{(u, j)}|, & (u, j) \in \nabla^- \\ c(s, u_j) = \nabla J_S(f)_{(u, j)}, & (u, j) \in \nabla^+ \\ c(u_j, v_j) = \alpha \sqrt{w(u, v)}, & f(u)_j = f(v)_j, v \sim u, \end{cases} \quad (\text{F2})$$

and the corresponding flow graph can be constructed as described above. Note that in this case a cut of this graph is the same as cutting d independent flow graphs for which each one is related to a one-dimensional vertex function given by the coordinates of the original data. This comes from the fact that the capacities of (F2) only connect vertices in the same respective dimension and there is no coupling between different dimensions.

Case 3: $q > p = 1$

In the following we will discuss the most interesting setting, i.e., the non-differentiable, **isotropic** case. Since we are mainly interested in solving a minimum graph cut problem with an isotropic TV regularization, we discuss this special case with $p = 1$ and $q = 2$ for the sake of clarity. Note that the argumentation in this paragraph holds also for the general case $q > p = 1$. We are interested in the sparsification problem with isotropic total variation regularization given by

$$\begin{aligned} \|\nabla_w f\|_{1;2} &= \sum_{(u,v) \in E} \sqrt{\sum_{j=1}^d w(u,v)(f(v)_j - f(u)_j)^2} \\ &= \sum_{(u,v) \in E} \sqrt{w(u,v)} \sqrt{\sum_{j=1}^d (f(v)_j - f(u)_j)^2}. \end{aligned}$$

With (40) we can deduce for an arbitrary direction $\vec{d} \in \mathcal{H}(V)$ the directional derivative as

$$R'_{Sc}(f_c; \vec{d}) = \sum_{(u,v) \in S^c} w(u,v) \sqrt{\sum_{j=1}^d |\vec{d}(v)_j - \vec{d}(u)_j|^2}. \quad (14)$$

The particular form of the regularization functional in (14) makes solving a minimum graph cut problem very challenging for two reasons. First, in the case of multidimensional data, e.g., for 3D point cloud denoising, one has infinitely many possible directions \vec{d} to compute the directional derivative and hence it is unclear which one is reasonable for the task at hand. Second, as gets obvious from (14) we cannot decouple the dimensions anymore, and thus, one has to solve a multi-labeling problem in multiple dimensions, which is much more challenging compared to the anisotropic case discussed above.

To tackle both problems for the isotropic case we use a heuristic approach to determine a good direction

$$\vec{d}(u) = \gamma(u)\vec{1}_B(u) - \gamma(u)\vec{1}_{B^c}(u),$$

where $\gamma(u) \in \mathbb{R}^d$ is now an independent direction for each vertex $u \in V$. Note that this direction corresponds to the scalar values γ_B and γ_{B^c} in (13) in the anisotropic case. We assume that the direction is normalized, i.e., $\|\gamma(u)\|_2 = 1$ for the sake of easier computations. The characteristic function $\vec{1}_B$ is still defined as before in Section 3.2 and it is in particular only one-dimensional. Since, we get a new partition Π in every step of the alternating optimization scheme and the values in each vertex of a subset $A \subset \Pi$ are equal, we select only one direction for every subset $A \in \Pi$. Hence, $\gamma(u) = \gamma(v) = \gamma_A$ for every $u, v \in A \subset \Pi$. Since all the non-differentiable parts of a solution f_Π are inside a subset $A \in \Pi$ we can focus on each subset separately.

Let $\gamma := \gamma_A$ in the following. Then we can deduce that

$$\begin{aligned} R'_{S^c}(f_c; \vec{d})|_A &= \sum_{(u,v) \in A \times A \cap E} w(u,v) \sqrt{\sum_{j=1}^d |\vec{1}_B(v)\gamma_j - \vec{1}_{B^c}(v)\gamma_j - \vec{1}_B(u)\gamma_j + \vec{1}_{B^c}(u)\gamma_j|^2} \\ &= \sum_{(u,v) \in A \times A \cap E} w(u,v) \left\| \vec{1}_B(v) - \vec{1}_{B^c}(v) - \vec{1}_B(u) + \vec{1}_{B^c}(u) \right\|_2 \|\gamma\|_2 \end{aligned}$$

Due to $\|\gamma\|_2 = 1$ and

$$\left| \vec{1}_B(v) - \vec{1}_{B^c}(v) - \vec{1}_B(u) + \vec{1}_{B^c}(u) \right| = 2|\vec{1}_B(u) - \vec{1}_B(v)|$$

we get the same directional derivative for the non-differentiable part as in the anisotropic case for $p = q = 1$, i.e.,

$$R'_{S^c}(f_c; \vec{d}) = 2 \sum_{(u,v) \in S^c} w(u,v) |\vec{1}_B(u) - \vec{1}_B(v)|.$$

Thus, we are now able to perform a minimum graph cut by solving the partition problem

$$\operatorname{argmin}_{BCV} \langle \nabla J_S, \vec{d} \rangle + \alpha \sum_{(u,v) \in S^c} w(u,v) |\vec{1}_B(u) - \vec{1}_B(v)|. \quad (15)$$

The only question that remains is how to choose a proper direction γ_A for each subset $A \subset \Pi$. If we assume that the subset $A \subset \Pi$ can be well separated into two different parts, then intuitively it makes sense to determine a graph cut that is in between these two sets. As the optimal subsets of A are unknown a-priori, we follow a standard approach from unsupervised machine learning, i.e., we perform a 2-means clustering on the subset A , which gives us two good candidates $m_1, m_2 \in A \subset \mathbb{R}^d$ for cluster centers. From these we determine the optimal direction γ_A as,

$$\gamma_A = \frac{m_2 - m_1}{\|m_2 - m_1\|_2}. \quad (16)$$

Note that it is irrelevant if we use γ_A or $-\gamma_A$ since it will yield the same result. This approach allows us to reduce the multi-dimensional graph cut problem in the isotropic case $q > p = 1$ to a one-dimensional graph cut problem. During our numerical experiments we observed that this heuristic method leads to significantly better approximations than choosing random directions γ_A for each subset $A \subset \Pi$.

The minimum graph cut problem from (15) can now be rewritten as

$$J'(f_\Pi; \vec{d}) = \sum_{A \in \Pi} \sum_{u \in A} \langle \nabla J_S(f_\Pi)_u, \gamma_A \rangle + \alpha \sum_{(u,v) \in S^c} w(u,v) |\vec{1}_B(u) - \vec{1}_B(v)|.$$

To compute the corresponding flow graph we will set

$$\begin{aligned} \nabla^+ &= \left\{ u \in V \mid \langle \nabla J_S(f)_u, \gamma(u) \rangle \geq 0 \right\}, \\ \nabla^- &= V \setminus \nabla^+. \end{aligned}$$

This leads to the capacity function given as

$$\begin{cases} c(u, t) = -\langle \nabla J_S(f)_u, \gamma_A \rangle, & u \in \nabla^- \wedge u \in A \\ c(s, u) = \langle \nabla J_S(f)_u, \gamma_A \rangle, & u \in \nabla^+ \wedge u \in A \\ c(u, v) = \alpha \sqrt{w(u, v)}, & f(u) = f(v), v \sim u. \end{cases} \quad (\text{F3})$$

To conclude our discussion we want to point out that following [KZ04] the minimization of (P1) for some choices of p and q is the same as computing the minimum graph cut of the given flow graphs (F2) or (F1). Hence, one can solve the partition problem via standard maximum flow methods as described in [BK04].

3.3. Primal-dual optimization for the reduced problem

For solving the reduced minimization problem (R1) we will derive a primal-dual optimization algorithm as has been proposed by [CP11]. Let us consider a general minimization problem with proper, l.s.c., and convex functions F and G , and a linear operator K as follows

$$\min_{u \in X} G(u) + F(Ku). \quad (17)$$

Following the argumentation in [CP11] one can derive the equivalent saddle-point formulation

$$\min_{u \in X} \max_{y \in X^*} G(u) + \langle y, Ku \rangle - F^*(y). \quad (18)$$

This can be solved by an iterative scheme that performs the following update

$$\begin{aligned} y^{k+1} &= \text{prox}_{\sigma F^*}(y^k + \sigma K \bar{u}^k) \\ u^{k+1} &= \text{prox}_{\tau G}(u^k - \tau K^* y^{k+1}) \\ \bar{u}^{k+1} &= u^{k+1} + \theta(u^{k+1} - u^k) \end{aligned}$$

with $\tau, \sigma > 0$ and $\theta \in [0, 1]$.

We are interested in solving the minimum partition problem (P1) in the general case with $q \geq p \geq 1$ in order to control the properties of the resulting sparse point clouds. In Section 4 we will demonstrate the effect of different regularization functionals by various settings of p and q . Note, that in the case R is differentiable, i.e., for $q \geq p > 1$, there exist methods that are more suitable for the optimization of (R1), e.g., gradient descent methods as summarized in [CP16, Section 4]. For the sake of simplicity, we will also cover this case in our general discussion below.

We are interested in deducing the necessary updates to compute a solution of the following variational problem

$$\min_{f \in \mathcal{H}(V)} \frac{1}{2} \|f - f_0\|_2^2 + \beta \|\nabla_w f\|_{p,q}. \quad (19)$$

Note that this is not exactly the same regularizer as given in (P), except for the case $p = 1$. However, since R is monotonic for all $p, q \geq 1$ a solution to (19) yields the same minimizer

for appropriate rescaling of α , cf. [BB18] for details. To transfer the variational problem into the notation of (17) we set $K = \nabla_w$ and

$$F(\nabla_w f) = \beta \|\nabla_w f\|_{p;q} = \beta \left[\sum_{(u,v) \in E} \left(\sum_{j=1}^d |\partial_v f(u)_j|^p \right)^{\frac{p}{q}} \right]^{\frac{1}{p}}.$$

Now we have to compute the convex conjugate $F^* = (\beta \|\cdot\|_{p;q})^*$. As shown in [Sra12] the dual norm of the norm $\|\cdot\|_{p;q}$ is given by $\|\cdot\|_{p^*;q^*}$ with $\frac{1}{p} + \frac{1}{p^*} = 1$ for $\frac{1}{q} + \frac{1}{q^*} = 1$, and $p, q \geq 1$. Hence, it follows that

$$(\beta \|\cdot\|_{p;q})^*(y) = \delta_{B_{p^*;q^*}(\beta)} = \begin{cases} 0, & \|y\|_{p^*;q^*} \leq \beta \\ \infty, & \text{else} \end{cases}$$

with $y \in \mathcal{H}(E)$.

We recall that the proximity operator of the characteristic function δ_C over a set $C \subset X$ is a projection, which is given as

$$\begin{aligned} \text{prox}_{\tau \delta_C}(z) &= \underset{x \in X}{\operatorname{argmin}} \left\{ \frac{1}{2\tau} \|x - z\|_2^2 + \delta_C(x) \right\} \\ &= \underset{x \in C}{\operatorname{argmin}} \left\{ \frac{1}{2\tau} \|x - z\|_2^2 \right\} =: \text{proj}_C(z). \end{aligned} \tag{20}$$

Consequently, the proximity operator for $C = B_{p^*;q^*}(\beta)$ is the projection of an element $z \in \mathcal{H}(E)$ onto the p^*q^* -ball of radius β . Thus, we get

$$\text{prox}_{\tau F^*}(z) = \text{proj}_{B_{p^*;q^*}(\beta)}(z) \tag{21}$$

See Appendix D for a distinction of the projection for different choices of p and q .

To conclude the derivation we have to compute the proximity operator for the update of the primal variable, which is given by

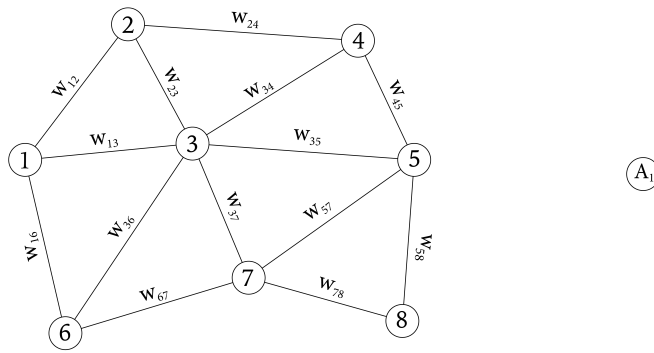
$$\begin{aligned} \text{prox}_{\tau F}(z) &= \underset{x}{\operatorname{argmin}} \left\{ \frac{1}{2\tau} \|x - z\|_2^2 + F(x) \right\} \\ &= \underset{x}{\operatorname{argmin}} \left\{ \frac{1}{2\tau} \|x - z\|_2^2 + \frac{1}{2} \|x - f_0\|_2^2 \right\}. \end{aligned}$$

By computing the necessary optimality condition for x it follows that

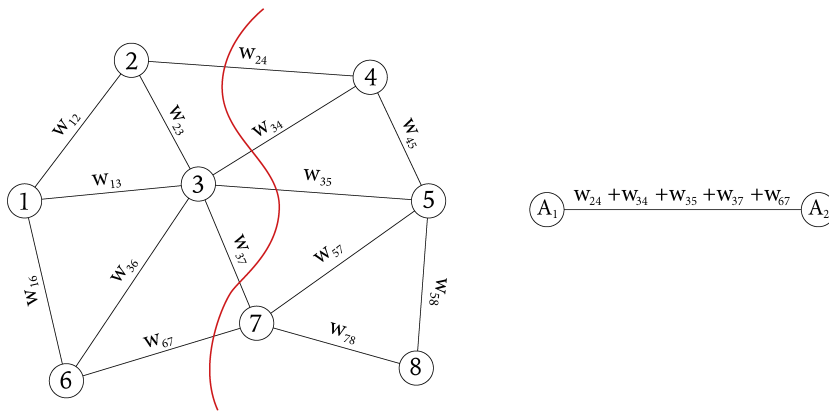
$$x = \frac{z + \tau f_0}{1 + \tau}.$$

Plugging this into the proximity operator we get the following primal-dual algorithm for solving (P) as a result

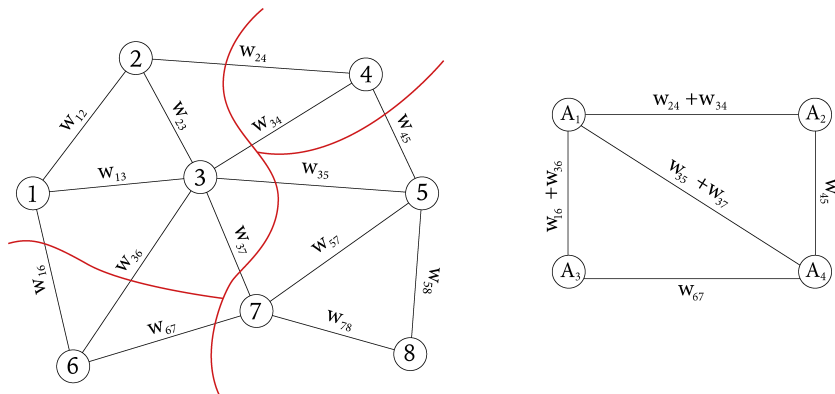
$$\begin{aligned} f^{k+1} &= \frac{f^k - \tau \nabla_w^* y^k + \tau f_0}{1 + \tau} \\ y^{k+1} &= \text{proj}_{B_{q^*;p^*}(\beta)}(y^k + \sigma \nabla_w f^{k+1}). \end{aligned} \tag{PD}$$



(a) Original graph G with 8 nodes and weights w_{ij} connecting nodes i and j . The initialization is the representation of the graph by one node A_1 .



(b) Cut (red line) dividing the graph G into two subgraphs. This is represented as a graph with two nodes A_1 and A_2 connected by the edges that are cut between these two sets. The weights are the summed up weights of the connecting edges.



(c) Another cut that cuts combined with the previous cut the graph G into four subgraphs. The reduced graph is then represented by four nodes A_1, A_2, A_3, A_4 and the edges between the sets.

Figure 2: Illustration of an exemplary computation of a reduced graph by given cuts.

Above we have derived an iterative algorithm to solve the minimization problem in (19). We want to use this method to solve the reduced problem in (R1) with $R = \|\nabla_w \cdot\|_{p;q}$. Therefore, let $\Pi = \{A_1, \dots, A_m\} \subset V$ be a fixed partition of the vertex set V and $\mathcal{H}(\Pi)$ be the Hilbert space induced by this partition as defined above. The reduced graph $G_r = (V_r, E_r, w_r)$ is defined by the vertex set $V_r = \Pi$, the edge set

$$E_r = \{(A, B) \in V_r \times V_r \mid (A \times B) \cap E \neq \emptyset\}$$

and the reduced weight function as

$$w_r: E_r \rightarrow \mathbb{R}_+ \quad \text{with} \quad w_r(A, B) = \sum_{(u,v) \in (A \times B) \cap E} w(u, v).$$

To extend functions $c \in \mathcal{H}(\Pi)$ to piece-wise constant functions in $\mathcal{H}(V)$ we introduce an operator $P := (\vec{1}_{A_1} \dots \vec{1}_{A_m}) \in \{0, 1\}^{N \times m}$ with the following properties that are easy to show.

Lemma 6. (Properties of the expansion operator P)

Let $\Pi = \{A_i \mid i = 1, \dots, m\}$ be a partition of V as defined above and let the operator $P := (\vec{1}_{A_1} \dots \vec{1}_{A_m}) \in \{0, 1\}^{N \times m}$. Then the following properties hold:

$$Pc \in \mathcal{H}(V), \tag{i}$$

$$P^*P = \text{diag}(|A_1|, \dots, |A_m|), \tag{ii}$$

$$P^*\nu = (\nu_A)_{A \in \Pi} \text{ for any } \nu \in \mathbb{R}^{N \times d} \text{ with } \nu_A = \sum_{u \in A} \nu(u) \in \mathbb{R}^d. \tag{iii}$$

We call Pc an *expansion* of c from $\mathcal{H}(\Pi)$ to a piece-wise constant function in $\mathcal{H}(V)$ and P^*f a *reduction* of $f \in \mathcal{H}(V)$ to the reduced space $\mathcal{H}(\Pi)$. Based on the expansion operator we can construct a piece-wise function $f_c \in \mathcal{H}(V)$ such that

$$f_c = Pc = \left(\sum_{A \in \Pi} c_A \mathbf{1}_A \right)_{j=1}^d. \tag{22}$$

For functions of the form (22) we introduce the subspace $\mathcal{S}_\Pi \subset \mathcal{H}(V)$ of piece-constant functions induced by the partition Π as

$$\mathcal{S}_\Pi := \left\{ f_c \in \mathcal{H}(V) \mid f_c = Pc, P = (\vec{1}_{A_1} \dots \vec{1}_{A_m}), c \in \mathcal{H}(\Pi) \right\}. \tag{23}$$

We aim to solve a reduced problem over the piece-wise constant functions $f \in \mathcal{S}_\Pi$ given by

$$\arg \min_{f \in \mathcal{S}_\Pi} \frac{1}{2} \|f - f_0\|_2^2 + \beta \|\nabla_w f\|_1. \tag{24}$$

With the properties of the operator $P := (\vec{1}_{A_1} \dots \vec{1}_{A_m}) \in \{0, 1\}^{N \times m}$ given in Lemma 6 we rewrite the data term of (24) as

$$\|f - f_0\|_2^2 = \|Pc - f_0\|_2^2.$$

The following proposition yields that for $f = Pc$ we can deduce that $\|\nabla_w f\|_1 = \|\nabla_{w_r} c\|_1$.

Proposition 7. Let $G = (V, E, w)$ be a finite weighted graph and $G_r = (V_r, E_r, w_r)$ a reduced graph corresponding to the partition Π of V . Let $f \in \mathcal{S}_\Pi$ with $f = \sum_{A \in \Pi} c_A 1_A$ and $c = (c_A)_{A \in \Pi} \in \mathcal{H}(\Pi)$. Then the following equality holds

$$\|\nabla_w f\|_1 = \|\nabla_{w_r} c\|_1.$$

Proof. Let $E_{AB} = (A \times B) \cap E$ be the set of edges between the partitions A and B and note that $E = \bigcup_{(A,B) \in E_r} E_{AB}$. Then we can deduce

$$\begin{aligned} \|\nabla_{w_r} c\|_1 &= \sum_{(A,B) \in E_r} w_r(A, B) |c_B - c_A| \\ &= \sum_{(A,B) \in E_r} \sum_{(u,v) \in E_{AB}} w(u, v) |c_B - c_A| \\ &= \sum_{(A,B) \in E_r} \sum_{(u,v) \in E_{AB}} w(u, v) |f(v) - f(u)| \\ &= \sum_{(u,v) \in E} w(u, v) |f(v) - f(u)| \\ &= \|\nabla_w f\|_1 \end{aligned}$$

□

□

Now we can rewrite problem (24) to a reduced form that only depends on $c \in \mathcal{H}(\Pi)$ and write it as the reduced problem

$$f_\Pi = \arg \min_{c \in \mathcal{H}(\Pi)} \frac{1}{2} \|Pc - f_0\|_2^2 + \alpha \|\nabla_{w_r} c\|_1. \quad (25)$$

The only difference now between the original problem (19) and the reduced formulation (25) is the operator P . Since this P has only influence on the primal variable update, we have to compute a different primal variable update with the same strategy as before by computing the proximal operator

$$\begin{aligned} \text{prox}_{\tau F}(z) &= \arg \min_{c \in \mathcal{H}(\Pi)} \left\{ \frac{1}{2\tau} \|c - z\|_2^2 + F(c) \right\} \\ &= \arg \min_{c \in \mathcal{H}(\Pi)} \left\{ \frac{1}{2\tau} \|c - z\|_2^2 + \frac{1}{2} \|Pc - f_0\|_2^2 \right\}. \end{aligned}$$

By computing the necessary optimality condition for c it follows that

$$c = (I + \tau P^* P)^{-1} (z + \tau P^* f_0).$$

With this we deduce the following primal variable update

$$c^{k+1} = \left(I + \tau P^* P \right)^{-1} \left(c^k - \nabla_{w_r}^* y^k + \tau P^* f_0 \right). \quad (26)$$

Using Lemma 6 we can write $P^* f_0 = (f_{0A})_{A \in \Pi}$ and $P^* P = \text{diag}(|A_1|, \dots, |A_m|)$ and it follows that

$$(I + \tau P^* P)^{-1} = \text{diag} \left(\frac{1}{1 + \tau |A_1|}, \dots, \frac{1}{1 + \tau |A_m|} \right)$$

which implies the following update for each partition $A \in \Pi$

$$c_A^{k+1} = \frac{1}{1 + \tau|A|} \left(c_A^k + (\nabla_{w_r}^* y^k)_A + \tau f_{0A} \right). \quad (27)$$

Interestingly, the matrix $\tau P^* P$ can be interpreted as a variant of diagonal preconditioning. However, the acceleration methods as described in [CP11] and a diagonal preconditioning as in [PC11] can still be applied additionally.

3.4. Diagonal preconditioning

In this section we want to investigate the condition of the reduced problem and the corresponding operator ∇_{w_r} . Therefore, we will first investigate the differential operator matrix $\mathcal{D} \in \mathbb{R}^{M \times N}$ representing the graph operator ∇_w . If we take a vertex function $f \in \mathcal{H}(V)$ we know from Section 2.3 that for every edge $e = (u, v) \in E$ we have $\nabla_w f(u, v) = \partial_v f(u) = w(u, v)(f(v) - f(u))$. As E is finite we can find a corresponding $e_i \in E$ for every $i \in \{1, \dots, M\}$ and we can define \mathcal{D} as follows

$$\mathcal{D}_{i, \tilde{u}} = \begin{cases} w(u, v), & \tilde{u} = u \\ -w(v, u), & \tilde{u} = v \\ 0, & \text{else.} \end{cases} \quad (28)$$

As we can see, the number of entries in a column for a given vertex $u \in V$ depends on the number of neighbors. Thus, for graphs with a rather inhomogeneous structure, e.g. a symmetrized k -nearest neighbors on unstructured point clouds, the norm of the operator might not be a good choice for the step sizes τ and σ in (PD) as it might be too conservative for most vertices. Applying preconditioning often is a good measure to enhance the convergence speed of the algorithm. In order to apply the preconditioning scheme in [PC11, Lemma 2] we have to compute the row and column sums of the absolute values in \mathcal{D} . Assuming that $w(u, v) = w(v, u)$ for all $(u, v) \in E$ the component-wise preconditioners for \mathcal{D} are then given by

$$\tau_u = \frac{1}{\sum_{i=1}^M |\mathcal{D}_{i,u}|^{2-\alpha}} = \frac{1}{\sum_{v \sim u} w(u, v)^{2-\alpha}}, \quad \forall u \in V \quad (29)$$

$$\sigma_i = \frac{1}{\sum_{u \in V} |\mathcal{D}_{i,u}|^\alpha} = \frac{1}{2w(u, v)^\alpha}, \quad \forall i \in \{1, \dots, M\} \quad (30)$$

for any $\alpha \in [0, 2]$. This leads to the diagonal preconditioners

$$T = \text{diag}(\tau_1, \dots, \tau_N) \quad (31)$$

$$\Sigma = \text{diag}(\sigma_1, \dots, \sigma_M). \quad (32)$$

As we can see, the preconditioning for the primal update T takes the number of edges and their weights directly into account, and thus well improves the condition of this problem.

In the reduced problem we get an even worse condition, since the size of the partitions, the summed up weights of the combined edges and the number of neighboring partitions might differ heavily. As we have seen in (27) the size of the partitions is already handled in the

primal update. We propose to apply a diagonal preconditioning to the reduced primal-dual approach but now on the reduced differential operator matrix \mathcal{D}_r which is defined for G_r as \mathcal{D} is defined on G . This can be applied as described before and for the reduced primal update we thus get a diagonal preconditioning as

$$\tau_A = \frac{|A|}{\sum_{(A,B) \in E_r} w_r(A,B)^{2-\alpha}}.$$

With the preconditioning schemes proposed above we are able to alleviate the problem of a bad condition of \mathcal{D}_r and achieve a significant convergence acceleration as we will demonstrate in Section 4.

3.5. Weighted l_0 regularization

Finally, we want to give a special highlight on regularization functionals that are related but yet not captured by the formulation (P). In particular we want to discuss a Cut Pursuit strategy for energy functionals of the form

$$J_0(f; f_0) = \frac{1}{2} \|f - f_0\|_2^2 + \alpha \sum_{(u,v) \in E} w(u,v) \vec{1}_{S_0} \quad (33)$$

with $S_0 = S_0(f) = \{(u,v) \in E \mid f(u) \neq f(v)\}$. This specific kind of regularization can be interpreted as weighted l_0 regularization. Let Π be some partition of the vertex set V and let $f_c = Pc \in \mathcal{S}_\Pi$. Also let $G_r = (V_r, E_r, w_r)$ be the reduced graph corresponding to Π as defined before. Notice that the functional J_0 in (33) is differentiable for every $(u,v) \in S_0(f_c)$. Since the derivative is 0 we can deduce that $\nabla R_{S_0(f_c)} = \vec{0}$, and thus

$$\nabla J_{S_0(f_c)} = \nabla D(f_c; f_0) = f_c - f.$$

For the non-differentiable part we again get the expression as written in (39)

$$R'_{S_0^c; \vec{d}}(f_c) = \sum_{(u,v) \in S_0^c} w(u,v) |\vec{d}(u) - \vec{d}(v)|.$$

To deduce the reduced problem we first emphasize that

$$\sum_{(u,v) \in E} w(u,v) \vec{1}_{S_0(f_c)} = \sum_{(A,B) \in E_r} w_r(A,B)$$

which is not depending on f_c . Thus, it is a constant and can be dropped for minimization which leads to

$$\operatorname{argmin}_{c \in \mathcal{H}(\Pi)} \frac{1}{2} \|Pc - f_0\|_2^2 = \operatorname{argmin}_{c \in \mathcal{H}(\Pi)} \frac{1}{2} \|Pc - f_0\|_2^2 + \alpha \sum_{(A,B) \in E_r} w_r(A,B). \quad (34)$$

We can formulate the necessary optimality condition as

$$P^* Pc - P^* f_0 = 0,$$

which leads with Lemma 6 to the component-wise solution

$$c_A = \frac{f_{0A}}{|A|}, \quad \forall A \in \Pi,$$

i.e., the optimal piece-wise constant approximations are the mean values of the respective subsets A induced by the partition Π .

In conclusion we get the following Cut Pursuit algorithm for the case of a weighted ℓ_0 regularization functional.

Algorithm 8 (Minimization scheme for weighted ℓ_0 regularization).

$$\left\{ J'(f_c; \vec{d}) = \langle \nabla D(f_c, f_0), \vec{d} \rangle + \alpha \sum_{(u,v) \in S_0^c} w(u,v) |\vec{d}(u) - \vec{d}(v)| \right\} \rightarrow \min_{\vec{d}} \subset \mathcal{H}(V),$$

$$c_A = \frac{\sum_{u \in A} g(u)}{|A|}, \quad \forall A \in \Pi.$$

4. Numerical experiments

In this section we evaluate the performance and effectiveness of the proposed minimization schemes in Algorithms 3 and 8 for the task of point cloud sparsification. The algorithms presented in Section 3 were implemented in the programming language MATHWORKS MATLAB (R2018A) without any additional external libraries. We did not use any built-in parallelization paradigms of Matlab except for vectorization. Thus, one can expect that the absolute time needed for computing a sparse point cloud can still be optimized by using techniques such as parallelization on modern general purpose GPUs or distributed computing. This is feasible in our situation since every subset $A_i \subset V$ of a partition Π can be treated independently from the other subsets in the subsequent iterations of the proposed minimization scheme.

The minimum graph cut was computed by the built-in Matlab function `maxflow` to which we pass the constructed flow graph as described in (F2). The primal-dual minimization algorithm was implemented in an over-relaxed version with step size updates as described in [CP11]. Since there is no universal stability condition for primal-dual optimization on finite weighted graphs, we estimate the spectral norm of the weighted gradient operator via a power iteration scheme [LC10].

We performed our experiments directly on the raw point clouds without any preprocessing or triangulation of the surface. To build a finite weighted graph on the point cloud we connect each point to its k -nearest neighbors ($k = 8$) and symmetrize the edges to have an *undirected* graph structure. As presented in Section 2 we only consider undirected edges due to a simplification of the involved graph operators. However, we underline that the proposed minimization scheme is independent of the graph structure and thus can also be used for directed graphs. We set the weight function to be the inverse squared euclidean distance between connected points $f(u)$ and $f(v)$ as proposed in [ELB08], i.e.,

$$w(u,v) = \frac{1}{\|f(u) - f(v)\|_2^2}.$$

The overall structure of the implemented method for point cloud sparsification is summarized in Algorithm 1 below. We have put an implementation of the proposed method as open source on Github. The interested reader can download the source code via the URL `ToBeInsertedAfterReview`.

4.1. Special case: Octree approximation

In the following we discuss a special case of our proposed method that is currently used as a standard technique for 3D point cloud sparsification. If we set the regularization parameters $\alpha = \beta = 0$ in (P1) and (R1), respectively, then we observe that Algorithm 1 performs exactly an octree approximation of the original data. The reason for this is the fact that the flow graph described in Section 3.2 has zero capacities between neighboring vertices since the regularization parameter is set to zero. Hence, the anisotropic graph cut assigns each coordinate according to its relative position to the current cluster center its vertex is associated to. As shown in (F1) the octree approximation is performed by a simple thresholding operation based on the sign of the L^2 data fidelity term. Each iteration of Algorithm 1 leads to a higher level-of-detail in the process of 3D point cloud sparsification.

In Figure 3 we demonstrate this special case of the proposed method on a given point cloud for increasing number of iterations. For the sake of visualization we perform this experiment only on a two-dimensional point cloud consisting of 16^2 points on an equidistant grid, hence, obtaining a quadtree approximation. Points being assigned to the same subset of the current partition are shown in the same color. For each subset we compute the current mean value as cluster center illustrated by a larger black dot. As can be seen between the different iterations the next partition solely depends on the relative position of the points to the current cluster centers.

Note that the user has to terminate the iteration scheme in Algorithm 1 at the desired level-of-detail by stopping at a certain iteration, as otherwise the octree approximation scheme will iterate until the original point cloud is obtained. This is another disadvantage of this standard method for point cloud sparsification. In Section 4.4 we compare the octree approximation scheme to our proposed approach on noisy data.

Algorithm 1: Cut Pursuit for 3D point cloud sparsification

Data: A d -dimensional point cloud $f_0: V \rightarrow \mathbb{R}^d$

Method:

$G = (V, E, w) \leftarrow \text{constructGraph}(f_0)$

$\Pi \leftarrow \{V\}$

while $J'(f_\Pi; \vec{1}_B) < 0$ **do**

$G_{flow} \leftarrow \text{buildFlowGraph}(V, f_0, \alpha)$

$B \leftarrow \text{computeMaxFlow}(G_{flow})$.

$\Pi \leftarrow \text{computePartition}(V, B, \Pi)$

$G_r \leftarrow \text{computeReducedGraph}(\Pi)$

$f_\Pi \leftarrow \text{solveReducedProblem}(f_0, \Pi, G_r)$

Result: A sparse point cloud $f_\Pi: \Pi \rightarrow \mathbb{R}^d$

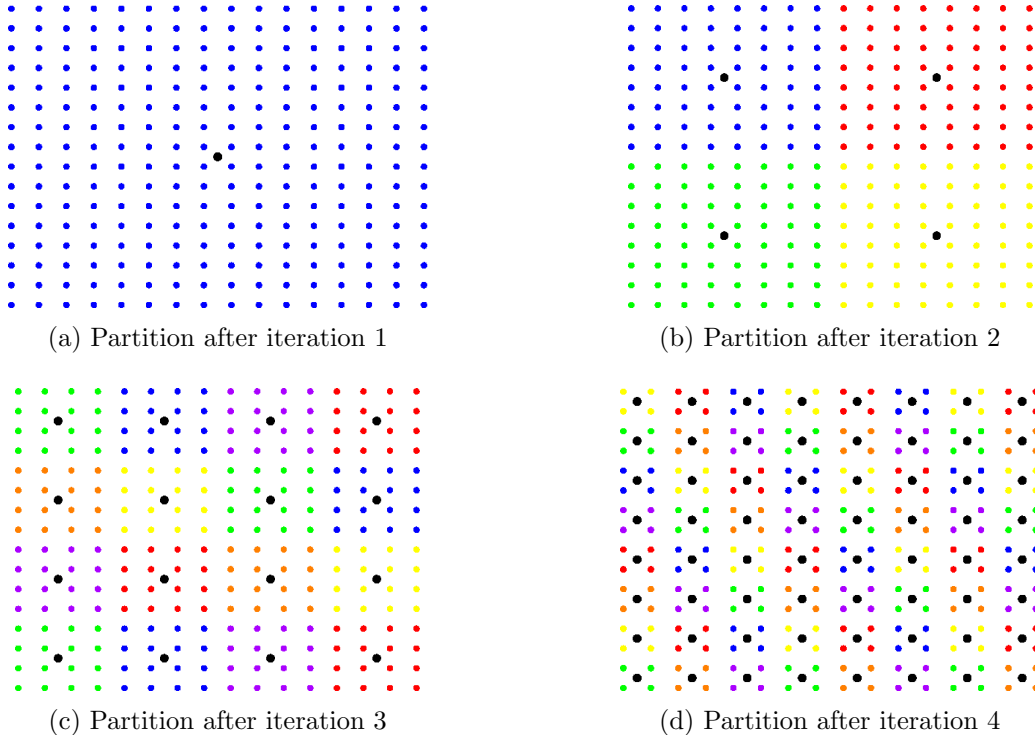


Figure 3: Subsequent iterations of our proposed method and the special case $\alpha = \beta = 0$ for point cloud sparsification on a two-dimensional grid. Points belonging to the same subset of the current partition have the same color, while the larger black dots represent the respective cluster centers.

4.2. Comparison of fine-to-coarse and coarse-to-fine sparsification strategies

In the following we compare the results of point cloud sparsification on three different 3D point clouds via the proposed Cut Pursuit algorithm in Section 3.1 and a direct minimization of the energy functional (P) via a primal-dual method using all vertices of the original data. For the following numerical experiments we are using only dense point clouds without any additional geometric noise. We perform minimization of the full variational model via the primal-dual algorithm as introduced in Section 3.3 until a relative change ΔJ_{rel} of the energy functional between two subsequent iterations is below 10^{-5} . The resulting point clouds show many clusters of points that have been attracted to common coordinates. We apply a filtering step on these resulting clusters that removes all but one point in a neighborhood of radius $\epsilon = 10^{-3}$ relative to the size of the data domain. This approach can be seen as *fine-to-coarse* sparsification and has been used before, e.g., in [Loz06; LEL14]. On the other hand the proposed Cut Pursuit method is clearly a *coarse-to-fine* sparsification strategy.

4.2.1. Run time comparison of the two strategies for ℓ_1 regularization

To analyze the runtime behavior of these approaches, we compare three datasets, namely *Bunny*, *Happy* and *Dragon*, from the Stanford 3D Scanning Repository [Sta] for ℓ_1 regularization and two different regularization parameters. Additionally, we compare the simple

Cut Pursuit algorithm with a variant in which the reduced problem is solved by a primal-dual method with additional diagonal preconditioning [PC11] as described in Section 3.4. For the fine-to-coarse strategy we use the same primal-dual algorithm with diagonal preconditioning as otherwise the optimization would be slower by orders of magnitude. This statement holds also true when using a step size update acceleration as described in [CP11].

In the following we will compare the run time results of our numerical experiments gathered in Table 1 for two different regularization parameters. As the results of both optimization strategies is almost identically and cannot be seen visually on the resulting sparsified point clouds, we refrain from showing any point cloud visualization here. However, the results of point cloud sparsification using ℓ_1 regularization can be seen in Figure 4 and 5 below.

Data set / Regularization parameter	Direct optimiz. via PPD	Cut Pursuit with PD	Cut Pursuit with PPD
Bunny (35,947 points):			
$\alpha = 0.001$	50s	413s	49s
$\alpha = 0.01$	119s	145s	22s
Dragon (435,545 points):			
$\alpha = 0.002$	5,636s	1,097s	253s
$\alpha = 0.01$	6,314s	591s	241s
Happy (543,524 points):			
$\alpha = 0.0002$	1,568s	2,400s	340s
$\alpha = 0.002$	3,407s	1,186s	355s

Table 1: Comparison of overall runtime in seconds between a direct optimization via primal-dual optimization (PD) and Cut Pursuit where the reduced problem was solved with a primal-dual and with a diagonal Preconditioned primal-dual (PPD) algorithm on different point cloud data for two different regularization parameters α .

The first and most obvious observation is that the direct optimization approach, i.e., the fine-to-coarse strategy, performs only well for small point clouds as in the *Bunny* data set. For the *Happy* and *Dragon* data set the measured run time is not reasonable for any real application. Additionally, one can see that the direct optimization approach takes increasingly longer for higher regularization parameters α . This means that for an increasingly sparse results one has to take a longer computation time into account.

While comparing the two variants of the Cut Pursuit algorithms with only using primal-dual optimization (PD) and the diagonally preconditioned primal-dual algorithm (PDD) we observed that the latter one is always faster than the simple version. This is due to the reasons we pointed out earlier in Section 3.4, i.e., bad conditioning due to different amount of vertices gathered in each subset of the partition and highly varying values of the accumulated weights between these subsets. Notably, in all tested experiments except the *Bunny* data set the simple Cut Pursuit algorithm *without preconditioning* is significantly

faster than the fine-to-coarse strategy using even preconditioned primal-dual minimization.

one interesting observation is that the coarse-to-fine strategy proposed in this paper is not necessarily getting faster for an increasingly higher regularization as one might expect. This can be seen for the *Happy* data set. The reason for this is that there are two opposite effects overlapping. With increasingly higher regularization parameter α one can expect the total number of graph cuts to decrease, which leads to less iterations in Algorithm 3. However, at the same time the costs of computing the maximum flow within the finite weighted graph may increase due to the increased flow graph edge capacities. Thus, in some cases the computational costs of minimum graph cuts outweighs the benefit of computing less graph cuts for higher regularization parameters. In case of the preconditioned primal-dual algorithm the overall run times are less affected by the choice of the regularization parameters compared to the standard primal-dual variant.

In summary we can observe that for large point clouds a Cut Pursuit approach with a diagonal preconditioned version of the primal-dual optimization algorithm is significantly faster than a direct fine-to-coarse strategy.

4.2.2. Run time comparison and visual differences for ℓ_1 and weighted ℓ_0 regularization

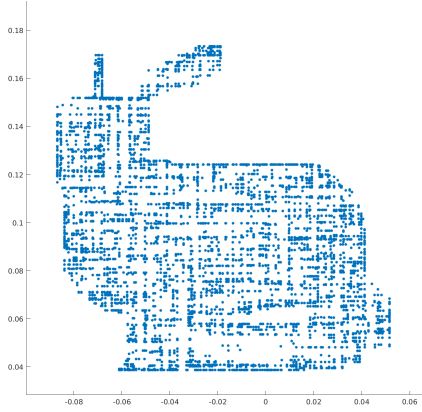
In Figure 4 and 5 we compare the sparsification results of the ℓ_1 and the ℓ_0 regularization on the three different test data sets used before. We choose the regularization parameters for both methods in such a way that they yield roughly the same number of points in the resulting sparse point clouds. As one can see, the resulting point cloud of the ℓ_0 regularization for different data sets always induces a very strong anisotropic structure to the data. This is clear as we have chosen an anisotropic TV regularization for this experiment. In addition to this structural bias one can also observe a volume shrinkage in the resulting point cloud. This is comparable to the typical contrast loss when using TV regularization for denoising on images, e.g., cf. [Bri+17]. On the other hand we see that ℓ_0 regularization yields a much more detailed and bias-free result.

As we would like to highlight by this experiment, the striking argument for our proposed method is the significant efficiency gain for point cloud sparsification, which can be seen by comparing the computational times in Table 2. Comparing the fine-to-coarse strategy proposed in [Loz06; LEL14] there is a speed-up by a factor of between 35 to 120 depending on the number of points in the original data set. Note that the weighted ℓ_0 Cut Pursuit minimizes the energy rapidly since the solution of the reduced problem (R1) is just the mean value of each partition.

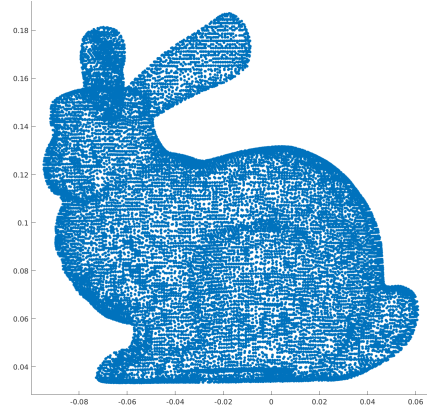
To summarize our observations above, we can state that when noise-free data is given, point cloud sparsification can best be performed using the weighted ℓ_0 regularization as described in Algorithm 8.

4.3. Comparison of different regularization functionals


In the following experiment we compare the results of point cloud sparsification of the Cut Pursuit algorithm with three different choices of regularization functionals Q and different parameters settings for β in the reduced problem (R1). In particular, we compare the impact of ℓ_2 and ℓ_1 regularization in Algorithm 3 and the weighted ℓ_0 regularization described in Algorithm 8 on the appearance of the resulting sparse point clouds.



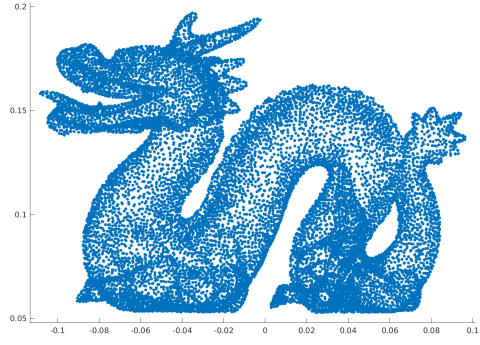
(a) Result of ℓ_1 regularization with $\alpha = 0.5$.
Time needed: 126 seconds. Points left: 7794 (21.68%)



(b) Result of proposed ℓ_0 regularization with $\alpha = 5$. Time needed: 3.7 seconds. Points left: 8034 (22.35%)




(c) Result of ℓ_1 regularization with $\alpha = 0.5$.
Time needed: 8,239 seconds. Points left: 16438 (3.77%)



(d) Result of proposed ℓ_0 regularization with $\alpha = 6.5$. Time needed: 70.6 seconds. Points left: 16138 (3.71%)

Figure 4: Comparison of results by ℓ_1 regularization (left) and by ℓ_0 regularization (right) for point cloud sparsification.



(a) Result of ℓ_1 regularization with $\alpha = 0.5$. Time needed: 3,305 seconds. Points left: 26247 (4.83%)

(b) Result of proposed ℓ_0 regularization with $\alpha = 4$. Time needed: 94 seconds. Points left: 29168 (5.37%)

(c) Result of ℓ_1 regularization with $\alpha = 0.5$. Time needed: 3,305 seconds. Points left: 26247 (4.83%)

(d) Result of proposed ℓ_0 regularization with $\alpha = 4$. Time needed: 94 seconds. Points left: 29168 (5.37%)

Figure 5: Comparison of results by ℓ_1 regularization (left) and by ℓ_0 regularization (right) for point cloud sparsification.

Data set	Direct optimization via PPD	Weighted ℓ_0 Cut Pursuit
Bunny: 35,947 points	126s 8,034 points left (22.35%)	3.7s 7,794 points left (21.69%)
Buddha: 543,524 points	3,305s 29,168 points left (5.37%)	94s 26,247 points left (4.83%)
Dragon: 435,545 points	8,239s 16,438 points left (3.77%)	70.6s 16,138 points left (3.71%)


Table 2: Comparison of overall runtime in seconds between a direct optimization via preconditioned primal-dual optimization (PPD) and the weighted ℓ_0 Cut Pursuit algorithm for point cloud sparsification tested on the three different datasets presented in Figure 4 and 5.

4.3.1. Visual comparison of ℓ_2 vs. ℓ_1 regularization

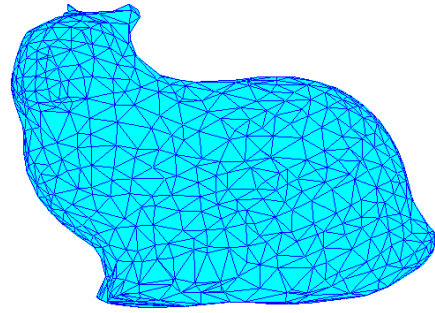
In the first experiment we choose the *Bunny* data set without any geometric noise perturbations and visually compare different levels of point cloud sparsification for ℓ_2 and ℓ_1 regularization. In the left column of Figure 6 we show the sparse point clouds after convergence of the proposed minimization scheme in Algorithm 3, and in the right column we show the resulting triangulation of the models surface. As one can observe with increasing regularization parameter β we force the solution to be more biased in terms of the appearance we dictate by the regularizer. In particular, if we choose $p = q = 2$ the solution of the reduced problem (R1) corresponds to filtering by the standard graph Laplacian, which leads to rather smooth and round surface approximations as illustrated in Figure 6a-d. On the other hand, if we choose $p = q = 1$ we perform an anisotropic total variation filtering on the 3D points, which yields the results presented in Figure 6e-h. The resulting sparse point clouds show planar surface regions with steep jumps between them. This blocky appearance can be interpreted as a well-known artifact of anisotropic total variation regularization known as 'staircase effect', e.g., in image processing. This regularization is rather inappropriate for 3D point clouds of natural objects but might be interesting for special application cases in which the scanned object is known to have planar surfaces, e.g., in industrial fabrication.

4.3.2. Different levels of sparsification using weighted ℓ_0 regularization

When looking at the proposed scheme in Algorithm 8 we can observe that the partitioning problem only depends on the regularization parameter α . The solution of the reduced problem is independent on the regularization and corresponds to the mean value of the data in each subset of the partition. Thus, α can be interpreted as a control parameter for the expected level-of-detail and thus of the resulting number of points as we demonstrate in Figure 7 and Table 3. Due to the fact that this approach leads to a sparsification result that is close to the original point cloud, there is no volume shrinkage effect and hence no need for an explicit debiasing step as discussed in Section 4.5 below.



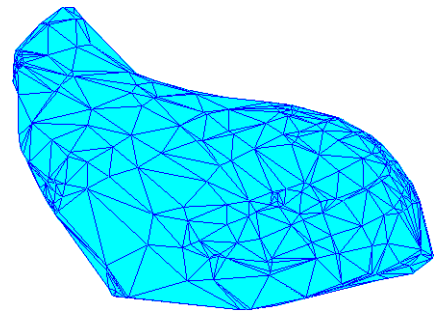
(a) Point cloud for $p = q = 2, \beta = 10$




(b) Triangulation for $p = q = 2, \beta = 10$



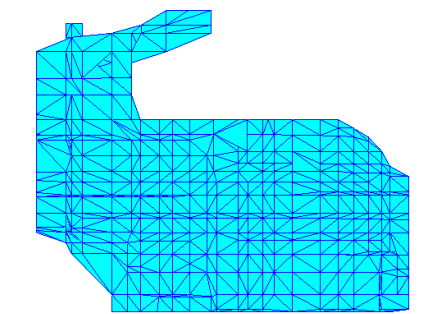
(c) Point cloud for $p = q = 2, \beta = 70$




(d) Triangulation for $p = q = 2, \beta = 70$



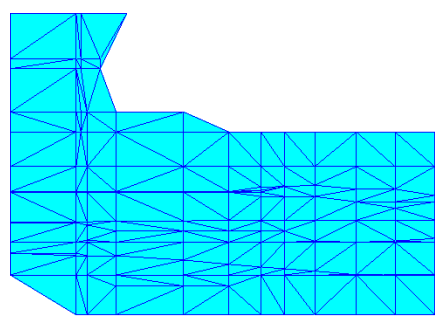
(e) Point cloud for $p = q = 1, \beta = 10$



(f) Triangulation for $p = q = 1, \beta = 10$



(g) Point cloud for $p = q = 1, \beta = 50$



(h) Triangulation for $p = q = 1, \beta = 50$

Figure 6: Comparison of point cloud sparsification results using different regularization settings based on the parameters p, q and β in (R1).




Figure 7: Comparison of point cloud sparsification results using isotropic weighted ℓ_0 Cut Pursuit with different values of α in (P1).


Data set	$\alpha = 0.1$	$\alpha = 0.5$	$\alpha = 1$	$\alpha = 5$
Bunny	35947 (100%)	22651 (63%)	8034 (22.3%)	1473 (4%)
Buddha	543524 (100%)	213901 (39.4%)	85719 (15.8%)	24555 (4.5%)
Dragon	435545 (100%)	177448 (40.7%)	71040 (16.3%)	19844 (4.5%)

Table 3: Comparison of sparsification rates of different regularization parameter selection for a successive graph cut approach with (P1). It shows the number of leftover points and the overall percentage.


4.4. Point cloud sparsification in the presence of geometric noise

In contrast to the previous experiments in which we assumed the given point cloud data to be unperturbed, we focus in the following on data that is prone to geometric noise. In particular, we aim to study the behaviour of the proposed minimization scheme in Algorithm 3 when the given data is perturbed, which occurs in real world applications for cheap scanning hardware or far distances to the object-of-interest. We added a small noise perturbation to every point of the original point cloud following a Gaussian random distribution with mean $\mu = 0$ and standard deviation $\sigma = 0.003$.


In the left column of Figure 8 we show different point clouds for the *Bunny* data set in a front view, while in the right column we changed the view angle by 90 degrees to gain a side view of the model. In Figure 8a-b we illustrate the noisy point cloud to be sparsified. The data appears very fuzzy and there are many outliers, which make the task of point cloud sparsification very challenging. In Figure 8c-d one can observe the result of 3 iterations of the octree approximation scheme discussed in Section 4.1 above. As can be observed the resulting point cloud is sparse, but yet contains many noise artifacts and outliers, which makes it difficult to recognize the original surface of the model. In Figure 8e-f we demonstrate the result of the proposed minimization scheme in Algorithm 8 for the weighted ℓ_0 regularization and using isotropic cuts with a regularization parameter of $\alpha = 3$. As can be seen the distribution of points in the resulting point cloud is relatively sparse compared to the original data. Furthermore, the distribution of points appears much more uniform as compared to the octree approximation scheme in the previous experiment. Still, the impact of noise leads to perturbation artifacts and outliers when the minimization of the reduced problem (R1) is skipped. This is not surprising as the reduced problem in the proposed minimization scheme is responsible for denoising the intermediate results of the partitioning scheme. Finally, we present the results of using weighted ℓ_0 regularization for solving the partition problem and ℓ_2 regularization for the reduced problem in Figure 8g-h. We use the parameter settings $p = q = 2, \alpha = 3$ and the regularization parameter $\beta = 40$. As can be observed the resulting point cloud is sparse and uniform, while the impact of noise is effectively suppressed. The shape of the original *Bunny* model is well-reconstructed from the noisy input data. Note that we are able to denoise the raw point cloud data without the need of a mesh triangulation, which makes this approach usable in a wider range of applications.



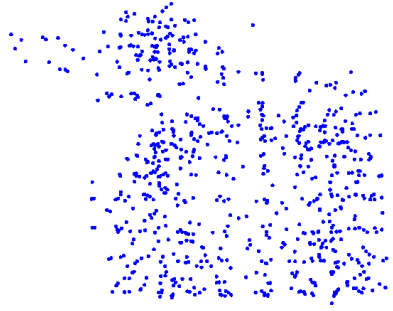
(a) Noisy point cloud of *Bunny* model (front view)



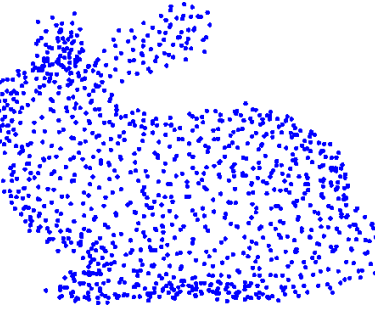
(b) Noisy point cloud of *Bunny* model (side view)



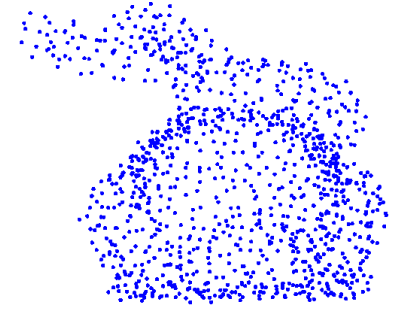
(c) Point cloud using octree approximation (front view)



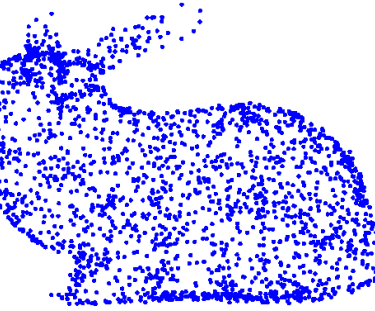
(d) Point cloud using octree approximation (side view)




(e) Point cloud using isotropical weighted ℓ_0 cuts (front view)



(f) Point cloud using isotropical weighted ℓ_0 cuts (side view)



(g) Point cloud using alternating isotropical cuts and ℓ_2 denoising (front view)



(h) Point cloud using alternating isotropical cuts and ℓ_2 denoising (side view)

Figure 8: Comparison of different point cloud sparsification methods for a noisy point cloud of the *Bunny* data set.

4.5. Debiasing

One observation we made during our numerical experiments is that there is a loss of volume in the resulting sparse 3D point clouds when compared to the original point cloud when using ℓ_1 regularization. This loss of volume is directly influenced by the choice of the regularization parameter β in the reduced problem (R1) of the proposed minimization scheme. In particular, the higher we choose the regularization parameter β the more the resulting sparse point cloud shrinks. This effect is well-known in the image processing community as 'loss of contrast' or 'bias' and is typically associated with the application of total variation regularization.

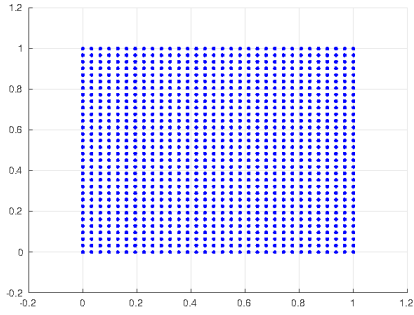
In order to overcome this problem we propose to perform a debiasing step as post-processing once the proposed minimization scheme in Algorithm 3 is converged to a minimizer. Note that the reduction of bias in variational regularization is a challenging task as can be seen in [Bri+17]. However, in our setting a debiasing step can be performed rather simple as we can adjust the value of whole vertex subsets $A_i \subset V$ by adjusting the optimal piece-wise constant functions on these subsets with respect to the original (possibly noisy) data. It turns out that the optimal piece-wise constant approximation on each subset is the mean value of the data being assigned to this subset by the partition Π . The debiasing step can easily be implemented by performing one final denoising step in (R1) and setting the regularization parameter $\beta = 0$ as proposed in [Bri+17]. In this case the minimizer f_Π is adjusted according to the original data and thus correcting for the loss-of-volume effect. In our case this is a very cheap operation in terms of computational effort as only the mean value of the k subsets $A_i \subset V$ induced by the partition Π have to be computed.

In Figure 9 we demonstrate the effect of the proposed debiasing step on a two-dimensional noisy point cloud. In Figure 9c one can see the result of point cloud sparsification with the proposed minimization scheme for $p = q = 1$ and a regularization parameter of $\beta = 10$. As can be seen the noise is effectively suppressed in the sparse point cloud. However, due to the strong regularization there is a significant loss-of-volume compared to the original data in Figure 9a. After performing a subsequent debiasing step as discussed above one can observe the improved result in Figure 9d in which the original dimensions are restored.

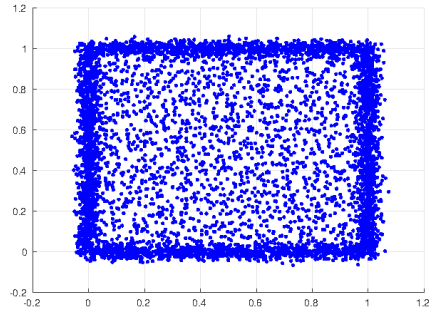
5. Discussion

In this paper we have proposed an efficient minimization strategy on finite weighted graphs for the task of point cloud sparsification, which is inspired by the recently proposed Cut Pursuit algorithm. We compared the numerical results of the proposed coarse-to-fine scheme to a fine-to-coarse strategy that has already been used for this application in the literature. As could be observed our method does not only preserve details of the underlying surface topology much better when using a weighted ℓ_0 regularization, but also has a significantly lower computational effort. This renders variational methods for point cloud compression to be a real alternative to traditional methods, such as random sampling or octree compression.

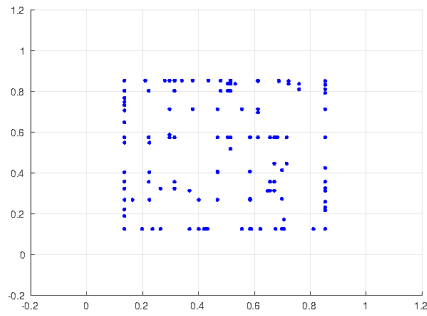
As we discussed in this work, by deviating from the proposed Cut Pursuit scheme we gain additional flexibility for choosing different regularization functionals and hence controlling the appearance of the resulting sparse point clouds. On the other hand, we are currently not able to give strict convergence proofs for this method as we decoupled both minimization problems in the alternating scheme. Although, we expect the difference between a minimizer



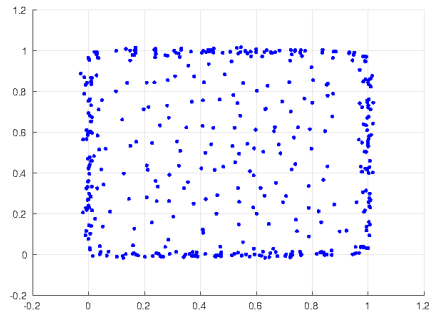
(a) Unperturbed point cloud of 3D cube (front view)



(b) Noisy point cloud of 3D cube with $\sigma = 0.02$ (front view)



(c) Result of point cloud sparsification without debiasing (front view)



(d) Result of point cloud sparsification with debiasing (front view)

Figure 9: Visualization of the impact of a subsequent debiasing step on the results of point cloud sparsification. As can be observed the original volume is restored by this post-processing step.

of the original variational problem and the approximation computed by our scheme to be relatively small, we aim to further analyze this discrepancy in future works.

We further want to analyze the effect of the graph construction and the choice of the weight function w on the results of point cloud sparsification and plan to incorporate nonlocal relationships within the 3D point cloud data.

So far we did not incorporate any surface normal information, which could easily be estimated from performing a local principal component analysis on the point cloud. Using these normal information could help in reconstructing sparse point clouds without the loss-of-volume effect described during our numerical experiments. It also might improve the preservation of sharp features such as edges and corners.

Acknowledgment

This work was supported by the Bundesministerium für Bildung und Forschung under the project id 05M16PMB (MED4D), the European Union’s Horizon 2020 research and innovation programme under the Marie Skłodowska-Curie grant agreement No 777826 (NoMADS), and the European Union’s FP7 programme under the ERC Consolidator Grant No 615216 (LifeInverse).

The authors would like to thank Dana Sarah Hetland for realizing the illustrations in Figure 1 and Figure 2, Julian Rasch for fruitful discussions on debiasing methods and primal-dual optimization, and Loic Landrieu for his inspiring talk during the NoMADS workshop at Politecnico di Milano in June 2018 and interesting discussions on weighted ℓ_0 regularization.

References

- [BB18] Leon Bungert and Martin Burger. *Solution Paths of Variational Regularization Methods for Inverse Problems*. arXiv:1808.01783. 2018. arXiv: 1808.01783 [math.OA].
- [BH09] Thomas Bühler and Matthias Hein. “Spectral clustering based on the graph p-Laplacian”. In: *Proceedings of the 26th Annual International Conference on Machine Learning*. ACM. 2009, pp. 81–88. DOI: 10.1145/1553374.1553385.
- [BK04] Yuri Boykov and Vladimir Kolmogorov. “An experimental comparison of min-cut/max-flow algorithms for energy minimization in vision”. In: *IEEE transactions on pattern analysis and machine intelligence* 26.9 (2004), pp. 1124–1137.
- [BM16] Egil Bae and Ekaterina Merkurjev. “Convex variational methods for multiclass data segmentation on graphs”. In: *arXiv Preprint # 1605.01443* (2016).
- [Bri+17] Eva-Maria Brinkmann et al. “Bias reduction in variational regularization”. In: *Journal of Mathematical Imaging and Vision* 59.3 (2017), pp. 534–566.
- [Bro+04] Thomas Brox et al. “High accuracy optical flow estimation based on a theory for warping”. In: (2004), pp. 25–36.

- [BT17] Ronny Bergmann and Daniel Tenbrinck. “Nonlocal Inpainting of Manifold-valued Data on Finite Weighted Graphs”. In: *International Conference on Geometric Science of Information*. Springer. 2017, pp. 604–612.
- [BT18] Ronny Bergmann and Daniel Tenbrinck. “A Graph Framework for Manifold-valued Data”. In: *SIAM Journal on Imaging Sciences* 11.1 (2018), pp. 325–360.
- [CP11] Antonin Chambolle and Thomas Pock. “A first-order primal-dual algorithm for convex problems with applications to imaging”. In: *Journal of mathematical imaging and vision* 40.1 (2011), pp. 120–145.
- [CP16] Antonin Chambolle and Thomas Pock. “An introduction to continuous optimization for imaging”. In: *Acta Numerica* 25 (2016), pp. 161–319.
- [ELB08] Abderrahim Elmoataz, Olivier Lezoray, and Sébastien Bouteau. “Nonlocal discrete regularization on weighted graphs: a framework for image and manifold processing”. In: *IEEE Trans. Image Processing* 17.7 (2008), pp. 1047–1060.
- [ETT15] Abderrahim Elmoataz, Matthieu Toutain, and Daniel Tenbrinck. “On the p -Laplacian and ∞ -Laplacian on Graphs with Applications in Image and Data Processing”. In: *SIAM Journal on Imaging Sciences* 8 (4 2015), pp. 2412–2451.
- [FDC03] Shachar Fleishman, Iddo Drori, and Daniel Cohen-Or. “Bilateral mesh denoising”. In: 22.3 (2003), pp. 950–953.
- [Gar+16] Nicolás García Trillos et al. “Consistency of Cheeger and ratio graph cuts”. In: *Journal of Machine Learning Research* 17.181 (2016), pp. 1–46.
- [Gen+14] Yves van Gennip et al. “Mean curvature, threshold dynamics, and phase field theory on finite graphs”. In: *Milan Journal of Mathematics* 82 (2014), pp. 3–65. DOI: 10.1007/s00032-014-0216-8.
- [GO08] Guy Gilboa and Stanley Osher. “Nonlocal operators with applications to image processing”. In: *Multiscale Modeling & Simulation* 7.3 (2008), pp. 1005–1028.
- [Kol+14] K. Kolev et al. “Turning mobile phones into 3D scanners”. In: (2014), pp. 3, 946–3, 953.
- [KZ04] Vladimir Kolmogorov and Ramin Zabih. “What energy functions can be minimized via graph cuts?” In: *IEEE Transactions on Pattern Analysis & Machine Intelligence* 26 (2004), pp. 147–159. DOI: 10.1007/3-540-47977-5_5.
- [Lan16] Loïc Landrieu. “Learning structured models on weighted graphs, with applications to spatial data analysis”. PhD thesis. PSL Research University, 2016.
- [LC10] Frank Lin and William W Cohen. “Power Iteration Clustering.” In: *ICML*. Vol. 10. Citeseer. 2010, pp. 655–662.
- [LC12] Young-Su Lee and Soon-Yeong Chung. “Extinction and positivity of solutions of the p -Laplacian evolution equation on networks”. In: *Journal of Mathematical Analysis and Applications* 386 (2012), pp. 581–592. DOI: /10.1016/j.jmaa.2011.08.023.

- [LEL14] F. Lozes, A. Elmoataz, and O. Lezoray. “Partial Difference Operators on Weighted Graphs for Image Processing on Surfaces and Point Clouds”. In: *Image Processing, IEEE Transactions on* 23.9 (Sept. 2014), pp. 3896–3909. ISSN: 1057-7149. DOI: 10.1109/TIP.2014.2336548.
- [LKW94] Mark Robert Luetzgen, W Clem Karl, and Alan S Willsky. “Efficient multiscale regularization with applications to the computation of optical flow”. In: *IEEE Transactions on image processing* 3.1 (1994), pp. 41–64.
- [LO17] L. Landrieu and G. Obozinski. “Cut Pursuit: Fast Algorithms to Learn Piecewise Constant Functions on General Weighted Graphs”. In: *SIAM Journal on Imaging Sciences* 10.4 (2017), pp. 1724–1766. DOI: 10.1137/17M1113436. URL: <https://doi.org/10.1137/17M1113436>.
- [Loz06] Francois Lozes. “Traitements d’images sur surfaces et variétés avec mise en application au patrimoine culturel 3D”. PhD thesis. Université Caen Normandie, 2006.
- [MBC17] Rufael Mekuria, Kees Blom, and Pablo Cesar. “Design, Implementation, and Evaluation of a Point Cloud Codec for Tele-Immersive Video”. In: *IEEE Transactions on Circuits and Systems for Video Technology* 27.4 (2017), pp. 828–842.
- [MC17] Enrico Mattei and Alexey Castrodad. “Point cloud denoising via moving rpca”. In: 36.8 (2017), pp. 123–137.
- [Mea80] Donald JR Meagher. *Octree encoding: A new technique for the representation, manipulation and display of arbitrary 3-d objects by computer*. Electrical and Systems Engineering Department Rensselaer Polytechnic Institute Image Processing Laboratory, 1980.
- [Meu+10] Cyril Meurie et al. “Morphological hierarchical segmentation and color spaces”. In: *International Journal of Imaging Systems and Technology* 20.2 (2010), pp. 167–178.
- [Mug14] Delio Mugnolo. *Semigroup Methods for Evolution Equations on Networks*. Springer New York, 2014. DOI: 10.1007/978-3-319-04621-1.
- [Oll03] Carl Ollivier-Gooch. “Coarsening unstructured meshes by edge contraction”. In: *International Journal for Numerical Methods in Engineering* 57.3 (2003), pp. 391–414.
- [Ope] OpenTopography. *High-Resolution Topography Data and Tools*. URL: <https://opentopography.org/>.
- [PC11] Thomas Pock and Antonin Chambolle. “Diagonal preconditioning for first order primal-dual algorithms in convex optimization”. In: (2011), pp. 1762–1769.
- [Rag] Hugo Raguét. “A note on the forward-Douglas–Rachford splitting for monotone inclusion and convex optimization”. In: *Optimization Letters* (), pp. 1–24.
- [RC11] Radu Bogdan Rusu and Steve Cousins. “3D is here: Point Cloud Library (PCL)”. In: (May 2011).
- [RFP13] Hugo Raguét, Jalal Fadili, and Gabriel Peyré. “A generalized forward-backward splitting”. In: *SIAM Journal on Imaging Sciences* 6.3 (2013), pp. 1199–1226.

- [RL18] Hugo Raguét and Loïc Landrieu. “Cut-Pursuit Algorithm for Regularizing Non-smooth Functionals with Graph Total Variation”. In: *arXiv preprint arXiv:1802.04383* (2018).
- [Shu+13] David I. Shuman et al. “The emerging field of signal processing on graphs: Extending high-dimensional data analysis to networks and other irregular domains”. In: *IEEE Signal Processing Magazine* 30 (2013), pp. 83–98. DOI: 0.1109/MSP.2012.2235192.
- [Sra12] Suvrit Sra. “Fast projections onto mixed-norm balls with applications”. In: *Data Mining and Knowledge Discovery* 25.2 (2012), pp. 358–377.
- [SSW15] Yujing Sun, Scott Schaefer, and Wenping Wang. “Denoising point sets via L0 minimization”. In: *Computer Aided Geometric Design* 35 (2015), pp. 2–15.
- [Sta] Stanford University. *The Stanford 3D Scanning Repository*. URL: <https://graphics.stanford.edu/data/3Dscanrep/>.
- [Wan+14] Ruimin Wang et al. “Decoupling noise and features via weighted l1-analysis compressed sensing”. In: *ACM Transactions on Graphics (TOG)* 33.2 (2014), p. 18.
- [YRP18] Sunil Kumar Yadav, Ulrich Reitebuch, and Konrad Polthier. “Mesh denoising based on normal voting tensor and binary optimization”. In: *IEEE transactions on visualization and computer graphics* 24.8 (2018), pp. 2366–2379.
- [ZB11] Xueyuan Zhou and Mikhail Belkin. “Semi-supervised learning by higher order regularization”. In: *AISTATS*. 2011, pp. 892–900.

A. Appendix: The graph p - q -Laplace operator

In this section we derive the weighted graph p - q -Laplace operator defined as in (6). All computations done below are based on the definition of the divergence as the adjoint (4) of the gradient operator ∇_w in (3). Additionally, it is assumed that we have an undirected

graph with $w(u, v) = w(v, u)$, and thus $\partial_u f = -\partial_v f$ as described in Section 2.

$$\begin{aligned}
\Delta_{w,p,q} f(u) &= \frac{1}{2} \operatorname{div}_w \left(\|\nabla_w f\|_q^{p-q} \left(\nabla_w f_j |\nabla_w f_j|^{q-2} \right)_{j=1}^d \right) \\
&\stackrel{(4)}{=} -\frac{1}{2} \sum_{v \sim u} \sqrt{w(u, v)} \|\nabla_w f(u, v)\|_q^{p-q} \\
&\quad \left(\nabla_w f(v, u)_j |\nabla_w f(v, u)_j|^{q-2} - \nabla_w f(u, v)_j |\nabla_w f(u, v)_j|^{q-2} \right)_{j=1}^d \\
&= \sum_{v \sim u} \sqrt{w(u, v)} \|\nabla_w f(u, v)\|_q^{p-q} \left(\nabla_w f(u, v)_j |\nabla_w f(u, v)_j|^{q-2} \right)_{j=1}^d \\
&= \sum_{v \sim u} \sqrt{w(u, v)} \|w(u, v)^{\frac{1}{2}} (f(v) - f(u))\|_q^{p-q} \\
&\quad \left(w(u, v)^{\frac{1}{2}} (f(v)_j - f(u)_j) |w(u, v)^{\frac{1}{2}} (f(v)_j - f(u)_j)|^{q-2} \right)_{j=1}^d \\
&= \sum_{v \sim u} w(u, v)^{\frac{p}{2}} \|f(v) - f(u)\|_q^{p-q} \left((f(v)_j - f(u)_j) |f(v)_j - f(u)_j|^{q-2} \right)_{j=1}^d
\end{aligned}$$

B. Appendix: Cut Pursuit

To determine the derivative of the regularizer R where it is differentiable for $q \geq p \geq 1$ we can calculate the derivative component-wise for each combination $u \in V$ and $j \in 1, \dots, d$. Note that we have to distinguish between the cases for $q = p = 1$ and $q \geq p \geq 1$ with $q > 1$ due to the different differentiability properties.

Starting with $q = p = 1$ we get

$$\frac{\partial}{\partial f(u)_j} R_S(f) = \frac{\partial}{\partial f(u)_j} \frac{1}{2} \sum_{\hat{u} \in V} \sum_{((\hat{u}, v), j) \in S} \sqrt{w(\hat{u}, v)} |f(v)_j - f(u)_j|$$

First notice that we can drop all terms in R where u and j are not contained. And since we work on undirected graphs $(u, v) \in S$ iff $(v, u) \in S$ and $w(u, v) = w(v, u)$. Due to the q -norm we thus have for each (u, v) and (v, u) the same term, such that we can add them up and sum up over all $(u, v) \in S$. This boils down to

$$\begin{aligned}
\frac{\partial}{\partial f(u)_j} R_S(f) &= \frac{\partial}{\partial f(u)_j} \frac{2}{2} \sum_{((u, v), j) \in S} \sqrt{w(u, v)} |f(v)_j - f(u)_j| \\
&= \sum_{((u, v), j) \in S} \sqrt{w(u, v)} \operatorname{sign}(f(v)_j - f(u)_j)
\end{aligned}$$

Now we consider the case $q \geq p \geq 1$ with $q > 1$.

$$\frac{\partial}{\partial f(u)_j} R_S(f) = \frac{\partial}{\partial f(u)_j} \frac{1}{2p} \sum_{\hat{u} \in V} \sum_{(\hat{u}, v) \in S} w(\hat{u}, v)^{\frac{p}{2}} \|f(v) - f(\hat{u})\|_q^p. \quad (35)$$

With the same ideas and properties from above we get to the simplified equation

$$\begin{aligned}\frac{\partial}{\partial f(u)_j} R_S(f) &= \frac{2}{2p} \frac{\partial}{\partial f(u)_j} \sum_{(u,v) \in S} w(u,v)^{\frac{p}{2}} \|f(v) - f(u)\|_q^p \\ &= \frac{1}{p} \frac{\partial}{\partial f(u)_j} \sum_{(u,v) \in S} w(u,v)^{\frac{p}{2}} \|f(v) - f(u)\|_q^p.\end{aligned}\tag{36}$$

Notice that the derivative of the q -norm is calculated as

$$\frac{\partial}{\partial f(u)_j} \|f(v) - f(u)\|_q = \left(\frac{|f(v)_j - f(u)_j|}{\|f(v) - f(u)\|_q} \right)^{q-1} \frac{f(u)_j - f(v)_j}{|f(v)_j - f(u)_j|}.\tag{37}$$

By computing the inner and outer derivatives and use the derivative of the q -norm we can conclude

$$\begin{aligned}\frac{\partial}{\partial f(u)_j} R_S(f) &= \frac{p}{p} \sum_{(u,v) \in S} w(u,v)^{\frac{p}{2}} \|f(v) - f(u)\|_q^{p-1} \frac{\partial}{\partial f(u)_j} \|f(v) - f(u)\|_q \\ &= \sum_{(u,v) \in S} w(u,v)^{\frac{p}{2}} \|f(v) - f(u)\|_q^{p-1} \left(\frac{|f(v)_j - f(u)_j|}{\|f(v) - f(u)\|_q} \right)^{q-1} \frac{f(u)_j - f(v)_j}{|f(v)_j - f(u)_j|} \\ &= \sum_{(u,v) \in S} w(u,v)^{\frac{p}{2}} \|f(v) - f(u)\|_q^{p-q} |f(v)_j - f(u)_j|^{q-2} (f(u)_j - f(v)_j).\end{aligned}\tag{38}$$

Now let us consider three special cases and combine these results with the results of Appendix A. First we consider $p = q = 1$ where

$$\begin{aligned}\Delta_{w,1}f(u) &= \sum_{((u,v),j) \in S} \sqrt{w(u,v)} \left(\text{sign}(f(v)_j - f(u)_j) \right)_{j=1}^d \\ &= \left(\frac{\partial}{\partial f(u)_j} R_S(f) \right)_{j=1}^d.\end{aligned}$$

Second we look at $p = q > 1$

$$\begin{aligned}\Delta_{w,p}f(u) &= \sum_{(u,v) \in S} w(u,v)^{\frac{p}{2}} \left((f(v)_j - f(u)_j) |f(v)_j - f(u)_j|^{p-2} \right)_{j=1}^d \\ &= \left(\frac{\partial}{\partial f(u)_j} R_S(f) \right)_{j=1}^d.\end{aligned}$$

Finally, consider $q = 2$ $p \geq 1$

$$\begin{aligned}\Delta_{w,p}f(u) &= \sum_{(u,v) \in S} w(u,v)^{\frac{p}{2}} \|f(v) - f(u)\|_2^{p-2} \left(f(v)_j - f(u)_j \right)_{j=1}^d \\ &= \sum_{(u,v) \in S} w(u,v)^{\frac{p}{2}} \|f(v) - f(u)\|_2^{p-2} (f(v) - f(u)) = \frac{\partial}{\partial f(u)} R_S(f).\end{aligned}$$

C. Appendix: Analysis of directional derivatives in the non-smooth case

In the following we investigate the properties of the variational model (9) for different choices of $p, q \geq 1$. First, we discuss how we deduce an efficient optimization strategy for the latter model by describing the idea of Cut Pursuit in Section 3.1. Subsequently, we show how to solve the two related subproblems, i.e., a minimum partition problem and a denoising problem, in Section 3.2 and 3.3, respectively. Hence, the only non-trivial cases to discuss in the following are for $q \geq p = 1$. For this let us denote the directional derivative of R in direction $\vec{d} \in \mathcal{H}(V)$ by $R'(f; \vec{d}) := \langle \nabla R, \vec{d} \rangle$.

Case 1: $q = p = 1$

In this case the regularization function in (11) simply becomes

$$R(f) = \frac{1}{2} \sum_{(u,v) \in E} \sqrt{w(u,v)} \sum_{j=1}^d |f(v)_j - f(u)_j|,$$

which is not differentiable along edges $(u, v) \in E$ where $f(u)_j = f(v)_j$ for some $j \in \{1, \dots, d\}$. In order to investigate the directional derivatives of the regularization function R based on the choice p and q we introduce the following notation. Let us define by $S_1 := S_1(f) = \{((u, v), j) \in E \times \{1, \dots, d\} \mid f(u)_j \neq f(v)_j\}$ the set of points for which R is differentiable. Then, we are able to partition our set of vertices $V = S_1 \cup S_1^c$ and thus restrict our discussion of the regularization functional R to the nontrivial terms, i.e., the non-differentiable part $R_{S_1^c}$ with $R(f) = R_{S_1}(f) + R_{S_1^c}(f)$. Computing the directional derivative for some direction $\vec{d} \in \mathcal{H}(V)$ can be done component-wise for every $((u, v), j) \in S_1^c$ and leads to

$$R'_{S_1^c}(f; \vec{d}) = \frac{1}{2} \sum_{((u,v),j) \in S_1^c} \sqrt{w(u,v)} |\vec{d}(v)_j - \vec{d}(u)_j|. \quad (39)$$

Case 2: $q > p = 1$

Using the notation in Section 2.3 the regularization functional in (11) can be written as

$$R(f) = \frac{1}{2} \sum_{(u,v) \in E} \|\partial_v f(u)\|_q = \frac{1}{2} \sum_{(u,v) \in E} \left(\sum_{j=1}^d w(u,v)^{\frac{q}{2}} |f(v)_j - f(u)_j|^q \right)^{\frac{1}{q}}.$$

It gets clear that this term is not differentiable iff $\|\partial_v f(u)\|_q = 0$, i.e., $f(u)_j - f(v)_j = 0$ for every $j = 1, \dots, d$, for some $(u, v) \in E$. In this case we can define $S_q(f) = \{(u, v) \in E \mid \|\partial_v f(u)\|_q \neq 0\}$ and thus the directional derivative can be computed for each edge $(u, v) \in S_q^c$ and is given by

$$R'_{S_q^c}(f; \vec{d}) = \frac{1}{2} \sum_{(u,v) \in S_q^c} \sqrt{w(u,v)} \left(\sum_{j=1}^d |\vec{d}(v)_j - \vec{d}(u)_j|^q \right)^{\frac{1}{q}}. \quad (40)$$

To summarize our observations above, we can deduce that for $q \geq p > 1$ the regularizer is differentiable everywhere, and thus $S = \emptyset$. In this case the directional derivative of J in direction \vec{d} is simply given as

$$J'(f; \vec{d}) = \langle \nabla J, \vec{d} \rangle. \quad (41)$$

and the gradient can be computed with (12). For $q > p = 1$ the functional J is not differentiable in every vertex $v \in V$ but the directional derivative exists in every point.

To conclude the discussion of the proposed denoising model we want to emphasize the relation of the derivative in (12) to the graph p -Laplacian operators defined in Section 2.

Case 1: $p = q$

In this case the derivative of the regularizer on the differentiable part R_S is given for any $j \in \{1, \dots, d\}$ for $q = 1$ as

$$\frac{\partial}{\partial f(u)_j} R_{S_1}(f) = \sum_{((u,v),j) \in S_1} \sqrt{w(u,v)} \frac{f(u)_j - f(v)_j}{|f(v)_j - f(u)_j|} \quad (42)$$

and for $q > 1$ as

$$\frac{\partial}{\partial f(u)_j} R_{S_q}(f) = \sum_{(u,v) \in S_q} w(u,v)^{\frac{p}{2}} |f(v)_j - f(u)_j|^{p-2} (f(u)_j - f(v)_j). \quad (43)$$

The above expression is exactly the definition of the *anisotropic* graph p -Laplacian as introduced in (7).

Case 2: $q = 2, p \geq 1$

In this case the derivative of the regularizer on the differentiable part R_S is given for any $j \in \{1, \dots, d\}$

$$\frac{\partial}{\partial f(u)_j} R_{S_q}(f) = \sum_{(u,v) \in S_q} w(u,v)^{\frac{p}{2}} \|f(v) - f(u)\|_2^{p-2} (f(u)_j - f(v)_j),$$

which can formally be written for every $j = 1, \dots, d$ as the vector

$$\frac{\partial}{\partial f(u)} R_{S_q}(f) = \sum_{\substack{v \in V \\ (u,v) \in S_q}} w(u,v)^{\frac{p}{2}} \|f(v) - f(u)\|_2^{p-2} (f(u) - f(v)).$$

This is exactly the *isotropic* graph p -Laplacian as introduced in (8).

D. Appendix: Projection onto p^*, q^* -balls

In the following we will see that for different p and q combination we will get different proximity operators. We will distinguish between three cases.

Case 1: $q > 1, p = 1$

For the special case $p = 1$ we get $p^* = \infty$, and thus the dual norm becomes $\|y\|_{\infty, q^*} = \max_{y(u,v)} \{\|y(u,v)\|_{q^*}\}$. Then

$$B_{\infty; q^*} = \left\{ y \in X^* \mid \|y\|_{\infty, q^*} \leq \alpha \right\} = \left\{ y \in X^* \mid \|y(u,v)\|_{q^*} \leq \alpha, \forall (u,v) \in E \right\}$$

The proximity operator for $p = 1, q > 1$ and every $(u,v) \in E$ is just a projection of every $y(u,v)$ onto the ball $B_{q^*}(\alpha)$.

In conclusion we get the proximity operator of F^* as

$$\text{prox}_{\tau F^*}(z) = \arg \min_{y \in X^*} \left\{ \frac{1}{2\tau} \|y - z\|_2^2 + F^*(y) \right\} \quad (44)$$

$$= \text{proj}_{B_{\infty, q^*}(\alpha)}(z) \quad (45)$$

$$= \left(\frac{\alpha z(u,v)}{\max(\alpha, \|z(u,v)\|_{q^*})} \right)_{(u,v) \in E}. \quad (46)$$

Case 2: $q = 1, p = 1$

When $q = 1$ and $p = 1$, then $q^* = \infty$ and $p^* = \infty$. Then the ball becomes

$$\begin{aligned} B_{\infty; \infty}(\alpha) &= \{y \in \mathcal{H}(E) \mid \|y(u,v)\|_{\infty} \leq \alpha, \forall (u,v) \in E\} \\ &= \{y \in \mathcal{H}(E) \mid |y(u,v)_j| \leq \alpha, \forall (u,v) \in E, j \in [1, d]\}, \end{aligned}$$

from which follows that the proximity operator becomes

$$\begin{aligned} \text{prox}_{\tau F^*}(z) &= \text{proj}_{B_{\infty; \infty}(\alpha)}(z) \\ &= \left(\frac{\alpha z(u,v)_j}{\max(\alpha, |z(u,v)_j|)} \right)_{(u,v,j) \in E \times [1, d]}. \end{aligned}$$

Case 3: $q > p > 1$

In this case q^* and p^* can be computed and are not infinity. Hence, we get the proximity operator as

$$\begin{aligned} \text{prox}_{\tau F^*}(z) &= \text{proj}_{B_{p^*, q^*}(\alpha)}(z) \\ &= \frac{\alpha z}{\max(\alpha, \|z\|_{p^*; q^*})}. \end{aligned}$$

E. Appendix: Regularity of $J'(f; \vec{1}_B)$

To show regularity as described in [KZ04] we have to investigate the property for directional derivative of the non-differentiable part of the regularizer given as

$$R'_S(f, \vec{1}_B) = \sum_{((u,v), j) \in S_1^c} \sqrt{w(u,v)} |\vec{1}_B(u)_j - \vec{1}_B(v)_j|.$$

This can be translated into the notation of [KZ04] with

$$E(\vec{1}_B(u)_j, \vec{1}_B(v)_j) = \sqrt{w(u,v)} |\vec{1}_B(u)_j - \vec{1}_B(v)_j|$$

for every $((u, v), j) \in S_1^c$. Now we have to show that $E(0, 0) + E(1, 1) \leq E(1, 0) + E(0, 1)$ which is satisfied since

$$\begin{aligned} E(1, 1) &= E(0, 0) = 0, \\ E(0, 1) &= E(1, 0) = \sqrt{w(u, v)} \end{aligned}$$

and $w(u, v) \geq 0$. Thus, $J'(f; \vec{1}_B)$ is regular, respectively submodular.