

Neighborhood Mutual Remainder: Self-Stabilizing Implementation of Look-Compute-Move Robots (Extended Abstract)

Shlomi Dolev* Sayaka Kamei† Yoshiaki Katayama‡
Fukuhito Ooshita§ Koichi Wada¶ ||

Abstract

Local mutual exclusion guarantees that no two neighboring processes enter a critical section at the same time while satisfying both *mutual exclusion* and *no starvation* properties. On the other hand, processes may want to execute some operation simultaneously with the neighbors. Of course, we can use a globally synchronized clock to achieve the task but it is very expensive to realize it in a distributed system in general.

In this paper, we define a new concept *neighborhood mutual remainder*. A distributed algorithm that satisfies the neighborhood mutual remainder requirement should satisfy *global fairness*, *l-exclusion* and *repeated local rendezvous* requirements. Global fairness is satisfied when each process (that requests to enter the critical section infinitely often) executes the critical section infinitely often, *l-exclusion* is satisfied when at most *l* neighboring processes enter the critical section at the same time, and repeated local rendezvous is satisfied when for each process infinitely often no process in the closed neighborhood is in the critical or trying section.

We first formalize the concept of neighborhood mutual remainder, and give a simple self-stabilizing algorithm to demonstrate the design paradigm to achieve neighborhood mutual remainder. We also present two applications of neighborhood mutual remainder to a *Look-Compute-Move* robot system. One is for implementing a move-atomic property and the other is for implementing FSYNC scheduler, where robots possess an independent clock that is advanced in the same speed. These are the first self-stabilizing implementations of the LCM synchronization.

*Department of Computer Science, Ben-Gurion University of the Negev, Israel

†Department of Information Engineering, Graduate School of Engineering, Hiroshima University, Japan

‡Department of Computer Science and Engineering, Graduate School of Engineering, Nagoya Institute of Technology, Japan

§Graduate School of Science and Technology, Nara Institute of Science and Technology, Japan

¶Department of Applied Informatics, Faculty of Science and Engineering, Hosei University, Japan

|| This author was supported in part by JSPS KAKENHI No. 17K00019 in this research.

Keywords: neighborhood mutual remainder, self-stabilization, Look-Compute-Move robot

1 Introduction

Distributed systems sometimes encounter *mutually exclusive* operations such that, while one operation is executed by a participant, another operation cannot be executed by the participant and its neighboring participants. For example, consider a database shared by multiple processes. An administrator may backup the database (i.e., execute a backup operation) while no process accesses the database (i.e., executes an access operation). In this case, the backup operation and the access operation are mutually exclusive.

As another example, we can consider a LOOK-COMPUTE-MOVE (LCM) robot system [15], where each robot repeats executing cycles of LOOK, COMPUTE, and MOVE phases. Some algorithms in the LCM robot system assume the move-atomic property, that is, while robot r executes LOOK and COMPUTE phases, r 's neighbors (i.e., robots in r 's sight) cannot execute a MOVE phase. In this case, the MOVE operation and the LOOK/COMPUTE operations are mutually exclusive.

To execute mutually exclusive operations in a consistent manner, participants should schedule the operations carefully. One may think we can apply *mutual exclusion* [22, 4] or *local mutual exclusion* [2, 19] to solve the local synchronization problem. Mutual exclusion (resp., local mutual exclusion) guarantees that no two participants (resp., no two neighboring participants) enter a critical section at the same time. Indeed, if participants execute mutually exclusive operations only when they are in the critical section, they can keep the consistency because no two neighboring participants execute the mutually exclusive operations at the same time. On the other hand, this approach seems expensive because participants execute the operations sequentially despite that they are allowed to execute the same operation at the same time. In addition, to realize local mutual exclusion, participants should achieve symmetry breaking because one participant should be selected to enter the critical section. However, in highly-symmetric distributed systems such as the LCM robot system, it is difficult or even impossible to achieve deterministic symmetry breaking and thus achieve local mutual exclusion.

From this motivation, we define the *neighborhood mutual remainder* distributed task over a distributed system with a general, non-necessarily complete, communication graph. A distributed algorithm that satisfies the neighborhood mutual remainder requirement should satisfy *global fairness*, *l -exclusion*, and *repeated local rendezvous* (or as we use in the sequel for the sake of readability, simply, local rendezvous) requirements. Global fairness is satisfied when each participant executes a critical section infinitely often, l -exclusion is satisfied when at most l neighboring processes enter the critical section at the same time, and local rendezvous is satisfied when for each participant infinitely often no participant in the closed neighborhood is in the critical section.

Unlike the classical (local) mutual exclusion problem [22, 4] the neighborhood mutual remainder allows (up to l , in the sequel we use the number of neighbors plus 1 to be l) neighboring participants to be simultaneously in the critical section, but requires a guarantee for neighborhood rendezvous [16] in the remainder,

namely, the state which is not in the critical or trying sections.

As an application example, consider a LOOK-COMPUTE-MOVE (LCM) robot system again. The aforementioned move-atomic property can be achieved by neighborhood mutual remainder: Each robot executes a MOVE phase only when no robot in its closed neighborhood is in the critical section, and executes LOOK and COMPUTE phases only when it is in the critical section. Clearly, while some robot executes LOOK and COMPUTE phases, none of its neighbors executes a MOVE phase. From the global fairness and local rendezvous properties, all robots execute LOOK, COMPUTE, and MOVE phases infinitely often.

One may depict the *neighborhood mutual remainder* distributed task in terms of dynamic graph coloring where each participant should be *red* infinitely often, and at the same time each neighborhood should have infinite instances in which no participant in the closed neighborhood is *red*.

One obvious solution to the problem is implied by a distributed synchronizer, as described in [22, 4] see [11] for *self-stabilizing* synchronizers. The synchronizer may color the system with several colors one of which is *red*, and in this way *all* neighborhood will be non *red* at the same time while each (in fact all simultaneously) will be *red* infinitely often. One of our solutions is based on such approach in semi-synchronous settings, however as is always the case, global synchronization implies the need to wait for the slowest participant/neighborhood and is less robust to temporal local faults, for example a single participant that stops its operation, say while being *red* can stop the progress of the entire system. Hence, local solutions implied by the only neighborhood restriction may be preferred.

Our Contributions. We first formalize the concept of neighborhood mutual remainder, and give a design paradigm to achieve neighborhood mutual remainder. To demonstrate the design paradigm, we consider synchronous distributed systems and give a simple self-stabilizing algorithm for neighborhood mutual remainder. To simplify the discussion, we assume $l = \Delta + 1$, where Δ is the maximum degree, that is, l -exclusion is always satisfied.

After that, to demonstrate applicability of neighborhood mutual remainder, we implement a self-stabilizing synchronization algorithm for an LCM robot system by using the aforementioned design paradigm. As described above, in the LCM robot system, each robot repeats executing cycles of LOOK, COMPUTE, and MOVE phases. First, we realize the move-atomic property in a self-stabilizing manner on the assumption that robots repeatedly receive clock pulses at the same time, where the move-atomic property guarantees that, while some robot executes LOOK and COMPUTE phases, no robot in its sight executes a MOVE phase. After that, we extend the self-stabilizing algorithm to the assumption that robots receive clock pulses at different times but the duration between two pulses is identical for all robots. Lastly, on the same assumption, we implement the FSYNC model in a self-stabilizing manner, that is, based on such an individual clock pulse assumption, we make all robots simultaneously execute LOOK, COMPUTE, and MOVE phases. This research presents the first self-stabilizing implementation of the LCM synchronization, allowing the implementation in practice of any self-stabilizing or stateless robot algorithm, where robots possess independent clocks that are advanced in the same speed.

Related works. For global mutual exclusion problem, much research has been devoted to self-stabilizing algorithms, e.g., [17] and [20]. Self-stabilizing

distributed algorithms for the local mutual exclusion problem are proposed in [5] and [19]. Various generalized versions of mutual exclusion have been studied extensively, e.g., l -mutual exclusion [1][14], mutual inclusion [18], l -mutual inclusion [18], critical section problem [21].

Robots with globally observed light were introduced in [8] and used to synchronize the LCM schedules among the robots. In [8], the authors show that asynchronous robots with lights can simulate any algorithm on semi-synchronous robots without robots and thus the asynchronous robots with lights has the same power as the semi-synchronous with lights. However, unlike our setting, this simulation algorithm is performed asynchronously on the same LCM robot system as the simulated semi-synchronous algorithm works. On the other hand, in our setting, as an application of newly introduced neighborhood mutual remainder, robots utilizing lights and global pulse can implement some LCM schedules such as asynchronous move-atomic and fully-synchronous ones in self-stabilizing manners. Also although in [8] unlimited visibility is assumed, in our setting, limited visibility is assumed and only neighboring robots observe the light.

Roadmap. This paper is organized as follows: Section 2 defines the concept of neighborhood mutual remainder and demonstrates the design paradigm. Section 3 gives several definitions for robot systems. Sections 4 and 5 present self-stabilizing move-atomic algorithms with and without global pulses, respectively. Section 6 presents a self-stabilizing implementation of FSYNC model. Some details and proofs are omitted from this extended abstract. Section 7 concludes this paper.

2 Neighborhood Mutual Remainder

In this section, we introduce a concept of neighborhood mutual remainder and give a design paradigm to achieve neighborhood mutual remainder. To explain the design paradigm in a simple way, we consider fully-synchronous distributed systems and present a self-stabilizing algorithm as an example.

2.1 A system model

A distributed system is represented by an undirected connected graph $G = (V, E)$, where $V = \{v_0, \dots, v_{k-1}\}$ is a set of processes and E is a set of communication links between processes. Processes are anonymous and identical, that is, they have no unique identifiers and execute the same deterministic algorithm. Process v_i is a neighbor of v_j if $(v_i, v_j) \in E$ holds. A neighborhood of v_i is denoted by $N(i) = \{v_j \mid (v_i, v_j) \in E\}$, and the degree of v_i is denoted by $\delta(i) = |N(i)|$. Let $\Delta = \max\{\delta(i) \mid v_i \in V\}$. A closed neighborhood of v_i is denoted by $N[i] = N(i) \cup \{v_i\}$.

Each process is a state machine that changes its state by actions. We consider the *state-reading model* as a communication model. In this model, each process v_i can directly read a state of $v_j \in N[i]$ and update its own state.

Processes operate synchronously based on global pulses. That is, all processes regularly receive the pulse at the same time, and operate when they receive the pulse. The duration of local computation (including updates of its state) is

sufficiently small so that every process completes the local computation before the next pulse.

2.2 Concept of neighborhood mutual remainder

In this subsection, we introduce a concept of neighborhood mutual remainder. Analogous to the mutual exclusion task, processes have a critical section in their program, a section that they should enter on a will and must exit thereafter to the remainder section. Unlike mutual exclusion, we require that *all* processes in a closed neighborhood may be infinitely often simultaneously in the remainder section for a while, while having the opportunity to execute the critical section, possibly simultaneously with others, infinitely often too, exiting the critical section following each such entry.

Definition 1. (*Neighborhood mutual remainder*) *The system achieves neighborhood mutual remainder if the following three properties hold.*

- *Global fairness: Every process infinitely often enters the critical section*¹.
- *l -exclusion: For every process v_i , at most l processes in $N[i]$ enter the critical section at the same time.*
- *Local rendezvous: For every process v_i , infinitely many instants exist such that no process in $N[i]$ is in the critical section or trying section (i.e., every process in $N[i]$ is in the remainder section)*².

2.3 A self-stabilizing algorithm for neighborhood mutual remainder

In this subsection, we give a design paradigm to achieve neighborhood mutual remainder. As an example, we realize a self-stabilizing algorithm to achieve neighborhood mutual remainder. To simplify the discussion, we assume $l = \Delta + 1$, that is, l -exclusion is always satisfied.

Definition 2. (*Self-stabilization*) *The system is self-stabilizing if both of the following properties hold.*

- *Convergence: The system eventually reaches a desired behavior from any initial configuration, where a configuration is a collection of states of all processes in the system.*
- *Closure: Once the system reaches a desired behavior, it keeps the desired behavior after that.*

First we give the underlying idea of the self-stabilizing algorithm. Let us consider a simple setting where $|N[i]|$ is identical for any v_i . Every process v_i maintains a clock $Clock_i$ that is incremented by 1 modulo $(|N[i]| + 1)$ in every pulse. The value of $Clock_i$ may differ from the value of $Clock_j$, for a neighbor

¹Alternatively global non starvation, where every process willing to enter the critical section infinitely often enters the critical section infinitely often.

²In fact, one can define m -rendezvous, where m is the subset of neighbors that should be simultaneously in the remainder, defining (l, m) -neighboring mutual remainder. In our case, m is the number of neighbors plus 1.

v_j of v_i . Say, for the sake of simplicity, that v_i may possess the critical section only when $Clock_i = 1$. Thus, ensuring that there is a configuration in which all processes in the remainder is equivalent to ensuring that there is a configuration in which the values of all the above clocks are not equal to 1. Using the pigeon holes principle in every $|N[i]| + 1$ consecutive pulse clocks, there must be a configuration in which no clock value of a neighboring processes is 1 and at the same time $Clock_i$ is not 1 too. Hence, the neighborhood mutual remainder must hold.

Since $|N[i]| \neq |N[j]|$ may hold for some v_i and v_j , we use $MaxN_i = \max\{|N[j]| \mid v_j \in N[i]\}$ instead of $|N[i]|$. Since every process $v_j \in N[i]$ enters a critical section at most once in $MaxN_i + 1$ consecutive pulses, we can still use the pigeon holes principle and hence the neighborhood mutual remainder must hold.

Algorithm 1 gives a self-stabilizing algorithm to achieve neighborhood mutual remainder. In addition to $Clock_i$, each process v_i has two variables N_i and $MaxN_i$. Process v_i broadcasts $|N[i]|$ to its neighbors by using variable N_i . After that v_i computes $MaxN_i$ from N_j ($v_j \in N[i]$) and stores it to $MaxN_i$. Process v_i increments $Clock_i$ modulo $(MaxN_i + 1)$, and enters the critical section if $Clock_i = 1$. Process v_i also exposes the value of $Clock_i$ to its neighbors. Thus, a process can rendezvous when all the neighborhood clocks are not equal to 1.

Algorithm 1 Self-Stabilizing Neighborhood Mutual Remainder Algorithm for $l = \Delta + 1$. Pseudo-Code for v_i .

```

1: Upon a global pulse
2:    $N_i := |N[i]|$ 
3:    $MaxN_i := \max\{N_j \mid v_j \in N[i]\}$ 
4:    $Clock_i := (Clock_i + 1) \bmod (MaxN_i + 1)$ 
5:   if  $Clock_i = 1$  then
6:     Enter the critical section and leave before the next pulse
7:   else
8:     // Stay in the remainder section
9:     Rendezvous when all neighboring clocks  $\neq 1$ 

```

Theorem 3. *Algorithm 1 achieves neighborhood mutual remainder with $l = \Delta + 1$ in a self-stabilizing manner.*

Proof. Every process v_i correctly assigns $|N[i]|$ to N_i at the first pulse, and hence it correctly assigns $\max\{|N[j]| \mid v_j \in N[i]\}$ to $MaxN_i$ at the second pulse. After the second pulse, variable $MaxN_i$ is never changed for any v_i .

After the second pulse, v_i enters a critical section once in $MaxN_i + 1$ consecutive pulses. Hence, global fairness property is satisfied. For any $v_j \in N[i]$, since $MaxN_i \geq |N[i]|$ holds, v_j enters a critical section at most once in $|N[i]| + 1$ consecutive pulses. Hence, during $|N[i]| + 1$ consecutive pulses, there is a configuration such that no process $v_j \in N[i]$ enters a critical section from the pigeon holes principle. Hence, local rendezvous property is satisfied. Since l -exclusion is always satisfied in case of $l = \Delta + 1$, the theorem holds. \square

3 Preliminaries for Robot Systems

In the following sections, we show the effectiveness of neighborhood mutual remainder by applying it to an implementation of LCM synchronization in mobile robot systems.

3.1 Underlying robot model

In the robot system, k mobile robots exist in a plane. Robots do not know the value of k . Robots are anonymous and identical, that is, they have no unique identifiers and execute the same deterministic algorithm. Each robot has a memory. Each robot has a light, which can emit a color to other robots. Each robot r can read information (i.e., positions and colors) of robots within a fixed distance from its current position. Robots have no direct communication means except for lights. A communication graph is defined as $G = (V, E)$ where V is a set of robots and E is a set of robot pairs that can read each other. Note that the communication graph may change when robots move. We say robot r_i is a neighbor of r_j if $(r_i, r_j) \in E$ holds. A neighborhood of robot r_i is denoted by $N(i) = \{r_j \mid (r_i, r_j) \in E\}$, and a closed neighborhood of r_i is denoted by $N[i] = N(i) \cup \{r_i\}$.

Dynamic graph reduction. Let ϕ be the distance a robot views, namely, the local neighborhood remainder algorithm of a robot is executed with all robots within ϕ distance from the robot. We assume that each robot moves up to $y < \phi$ in a single time unit and uses neighbors up to $\phi - y$ when executing LOOK and COMPUTE. Since r_i does not execute MOVE when it executes LOOK, the only neighborhood dynamism is from another robot r_j that is not viewed by r_i in the neighborhood remainder algorithm, therefore is not included in the local synchronization, but penetrates to be in the COMPUTE zone of r_i while r_i executes LOOK. Hence having a y -tier eliminates such a scenario by any r_j .

Clock pulses. Robots operate based on pulses, which are generated in a partially-synchronous manner. When a robot receives a pulse, it instantaneously takes a snapshot by reading positions and colors of neighboring robots, and then computes and moves based on the snapshot before the next pulse. We consider two different pulses depending on the partial-synchronization assumptions.

- *Global pulses* are external pulses. All robots receive these pulses at the same time, and the duration between two successive pulses is identical for all robots.
- *Local pulses* are generated locally. All robots receive these pulses at different times, but the duration between two successive pulses is identical for all robots.

We regard the duration between two successive pulses as one time unit.

3.2 LCM synchronization

In this subsection, we describe traditional LCM (Look-Compute-Move) synchronization models we will implement on the underlying robot model. In the LCM model, each robot repeats three-phase cycles: LOOK, COMPUTE, and

MOVE. During the LOOK phase, the robot looks positions and colors of its neighboring robots. During the COMPUTE phase, the robot computes its next state, color, and movement according to the observation in the LOOK phase. The robot may change its state and color at the end of the COMPUTE phase. If the robot decides to move, it moves toward the target position during the MOVE phase. The robot may stop moving before arriving at the target position, however it precedes the distance of at least σ . If the distance from the current position to the target position is at most σ , the robot always reaches the target position. In the following, we simply describe that a robot executes LOOK, COMPUTE, and MOVE instead of executing the LOOK, COMPUTE, and MOVE phase, respectively.

In literature, some synchronization models are considered in the LCM model. In this paper, we focus on two types of synchronicity: the move-atomic model and the FSYNC (fully-synchronous) model. The move-atomic model guarantees that, while a robot executes MOVE, none of its neighbors executes LOOK or COMPUTE. The FSYNC model guarantees that all robots synchronously execute LOOK, COMPUTE, and MOVE.

3.3 Self-stabilizing LCM implementations

We aim to implement the move-atomic model and the FSYNC model on the underlying system model in a self-stabilizing manner. To do this, we assign some time units to execute LOOK, COMPUTE, and MOVE, and trigger the phases upon pulses. We assume that each phase does not last beyond the next pulse. This implies that the duration from a pulse to the next pulse is sufficiently long so that robots precede the distance of at least σ .

Definition 4. *The system implements a self-stabilizing move-atomic model if there exists some time t such that, after time t , (1) every robot repeats three-phase cycles infinitely and (2) while a robot executes MOVE, none of its neighbors executes LOOK or COMPUTE.*

Definition 5. *The system implements a self-stabilizing FSYNC model if there exists some time t such that 1) every robot repeats three-phase cycles infinitely after time t and 2) the time period $[t, \infty]$ is divided into infinitely many LOOK, COMPUTE, and MOVE periods such that, in each LOOK (resp., COMPUTE and MOVE) period, every robot executes LOOK (resp., COMPUTE and MOVE) exactly once and does not execute any other phase.*

4 Self-Stabilizing Move-Atomic Algorithm with Global Pulses

In this section, we consider an implementation of self-stabilizing move-atomic model, where we assume there is an external clock for global pulses.

The main idea of the implementation is to apply the neighborhood mutual remainder algorithm in Section 2 to robots. We allow robot r_i to execute LOOK and COMPUTE only when r_i enters a critical section, and allow r_i to execute MOVE only when the neighborhood of r_i is in rendezvous, namely, $rendezvous_i$. When $rendezvous_i$ takes place, no neighbor of r_i is in the critical section (*i.e.*, no neighbor of r_i executes LOOK or COMPUTE), and thus r_i can execute

MOVE. By this behavior, we can achieve the move-atomic property: While a robot executes MOVE, none of its neighbors executes LOOK or COMPUTE.

Let k be the number of robots. Each robot r_i has following two lights:

- $Nlight_i \in \{1, \dots, k\}$: the color represents $|N[i]|$.
- $Light_i \in \{0, \dots, k\}$: the color represents the value of the local clock phase based on global pulses.

Additionally, r_i maintains the following variables:

- $MaxN_i \in \{1, \dots, k\}$: the maximum value of $Nlight$ among the closed neighborhood of r_i .
- LC_i : a Boolean which represents whether the next operation is LOOK or not.
- $Clock_i \in \{0, \dots, k\}$: a local counter of the global pulses, not necessarily identical value among the robots.

Algorithm 2 Self-Stabilizing Move-Atomic Algorithm with Global Pulses for r_i

```

1: Upon a global pulse
2:    $MaxN_i := \max\{Nlight_j \mid r_j \in N[i]\}$ 
3:   if  $\forall r_j \in N[i][Light_j \neq 0] \wedge LC_i = false$  then{
4:     // Rendezvous (No closed neighbors enter a critical section)
5:     execute MOVE
6:      $Nlight_i := |N[i]|$ 
7:      $LC_i := true$ 
8:   }else if  $Light_i = 0 \wedge LC_i = true$  then{
9:     // Enter a critical section
10:    execute LOOK
11:    execute COMPUTE
12:     $LC_i := false$ 
13:  }
14:   $Clock_i := (Clock_i + 1) \bmod (MaxN_i + 1)$ 
15:   $Light_i := Clock_i$ 

```

When r_i detects a global pulse, r_i obtains visible neighbors' $Nlight$ values and updates $MaxN_i$. The local counter of global pulses $Clock_i$ is bounded by $MaxN_i$, and maintained by each robot r_i , that is, they are not necessarily the same. By the value of its counter, each robot decides its color of $Light_i$. When $Light_i$ is 0, r_i can execute LOOK and COMPUTE (*i.e.*, r_i enters a critical section). Only immediately after all values of $Light$ of its closed neighbors become not 0, meaning none are planning to execute LOOK and COMPUTE in the next (long) global pulse, it can execute MOVE (*i.e.*, no closed neighbors enter a critical section and hence rendezvous is satisfied). Then, because the visible graph changes, $|N[i]|$ also changes. Thus, after a MOVE execution, r_i updates the color of $Nlight_i$.

Because the $Light_i$ value is $0, \dots, MaxN_i$, even if the neighbors and itself have different light value, there is a time when no light is 0 value among the

neighbor and itself (See Algorithm 2). The time means none are planning to execute LOOK in the next pulse. In the next pulse, no one has 1 clock value. Thus, if it has not executed MOVE yet, it can execute MOVE of the original LCM algorithm when all are non zero.

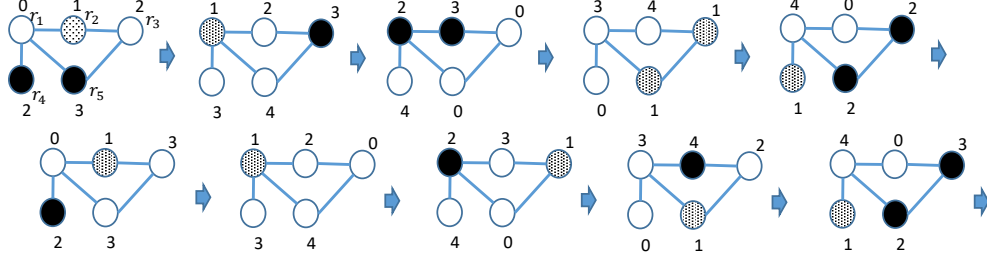


Figure 1: There is a time when no light is 1 value among its neighbor and itself.

r_1	0	1	2	3	4	0	1	2	3	4
r_2	1	2	3	4	0	1	2	3	4	0
r_3	2	3	0	1	2	3	0	1	2	3
r_4	3	4	0	1	2	3	4	0	1	2
r_5	4	0	1	2	3	4	0	1	2	3

Figure 2: Time Diagram for Self-Stabilizing Move-Atomic with a Global Pulses

Figures 1 and 2 describe the same execution in two different ways. The clock value is the value in the end of the round. Figure 1 follows the policy of Algorithm 2 which allows a robot to execute MOVE if none of the neighbors have light 1. Black (resp. Gray) nodes represent that the robot can MOVE (resp. LOOK and COMPUTE). Figure 2 takes the compliment policy allowing a robot to execute LOOK and COMPUTE when none of its neighbors execute MOVE. Any time slot in Figure 2 with a solid (resp. dashed) box allows to execute MOVE (resp. LOOK and COMPUTE) by the algorithm. The robots may use only one light, light 0, as the absent of a neighboring robot with light 0 indicates that no neighbor will be in 1 in the next configuration.

Lemma 6. *Eventually whenever a robot executes MOVE no other robot executes LOOK and COMPUTE and vice versa.*

Proof. Each robot changes its light to 0 prior to executing LOOK (and COMPUTE) and no robot executes MOVE in the time period that follows another robot detects 0 value lights. \square

Lemma 7. *Each robot executes LOOK, COMPUTE, and MOVE infinitely often.*

Proof. Consider an arbitrary robot r_i . r_i changes its light to 0 in every $MaxN_i + 1$ successive rounds, and the neighbors of r_i change their light to 0 at most once in every $MaxN_i + 1$ successive rounds. Since $|N[i]| \leq MaxN_i$, there must be a round in which no neighbor of r_i changes its light to 0, then in the next round r_i can execute LOOK and COMPUTE. In all rounds that follows r_i changes its light to 0, r_i can execute MOVE. \square

By Lemmas 6 and 7, we derive the following theorem.

Theorem 8. *Algorithm 2 implements the self-stabilizing move-atomic model.*

5 Self-Stabilizing Move-Atomic Algorithm with Local Pulses

Now, we consider the case that there is no global pulse. Then, each robot executes the algorithm based only on local pulses.

We assume that the duration of local pulses are the same for each robot. Let $Lclock_i$ be a local pulse counter for a robot r_i . However, they are not ticking together. When pulses are not synchronized they can be slightly less than one time unit apart, thus we triple the time reserved for MOVE, and MOVE is executed only in the middle time unit of these three. So if the light of a neighbor is 0, 1 or 2, we regard it as the original zero and MOVE is executed when our clock satisfies $(Lclock_i \bmod 3) = 1$. So if no neighbor clock is in $[0..2]$, we are ready to execute MOVE but wait until our clock is the next middle one. To this end, in Algorithm 3, we triple the value of clock $Light_i$, that is, $Light_i := (\lfloor Lclock_i/3 \rfloor) \cdot (Lclock_i \bmod 3)$.

Each robot r_i has following two lights:

- $Nlight_i \in \{1, \dots, k\}$: the color represents $|N[i]|$.
- $Light_i \in \{0, \dots, k\}$: the color represents the value of the local clock based on local pulses.

Additionally, r_i maintains the following variables:

- $MaxN_i \in \{1, \dots, k\}$: the maximum value of $Nlight$ among the closed neighborhood of r_i .
- LC_i : a Boolean which represents whether the next operation is LOOK or not.
- $Lclock_i \in \{0, \dots, k\}$: a local counter of the local pulses, not necessarily identical value among the robots.

Algorithm 3 Self-Stabilizing Move-Atomic Algorithm with Local Pulses for r_i

```

1: Upon a local pulse
2:    $MaxN_i := \max\{Nlight_j \mid r_j \in N[i]\}$ 
3:   if  $\forall r_j \in N[i][Light_j \notin \{0.2, 1.0, 1.1\}] \wedge (Lclock_i \bmod 3) = 1 \wedge LC_i = false$  then{
4:     execute MOVE
5:      $Nlight_i := |N[i]|$ 
6:      $LC_i := true$ 
7:   }else  $Light_i = 1.0 \wedge LC_i = true$  then{
8:     execute LOOK
9:     execute COMPUTE
10:     $LC_i := false$ 
11:  }
12:   $Lclock_i := (Lclock_i + 1) \bmod (3MaxN_i + 3)$ 
13:   $Light_i := (\lfloor Lclock_i/3 \rfloor) \cdot (Lclock_i \bmod 3)$ 

```

Figures 3 and 4 describe the same execution in two different ways. The clock value is the value in the end of the round. Figure 4 demonstrates the case that

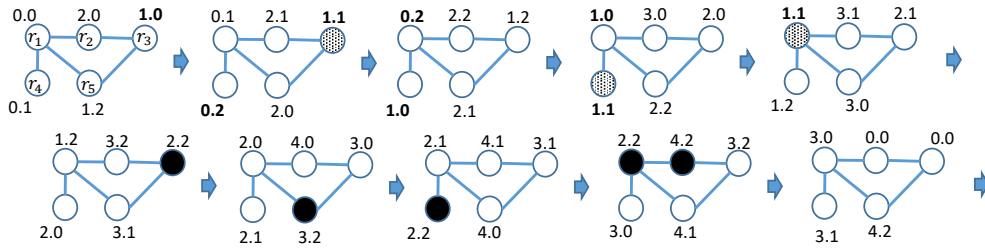


Figure 3: There is a time when no light is 1 value among its neighbor and itself.

r_1	0.0	0.1	0.2	1.0	1.1	1.2	2.0	2.1	2.2	3.0
r_2	2.0	2.1	2.2	3.0	3.1	3.2	4.0	4.1	4.2	0.0
r_3	1.0	1.1	1.2	2.0	2.1	2.2	3.0	3.1	3.2	0.0
r_4	0.1	0.2	1.0	1.1	1.2	2.0	2.1	2.2	3.0	3.1
r_5	1.2	2.0	2.1	2.2	3.0	3.1	3.2	4.0	4.1	4.2

Figure 4: Time Diagram for Self-Stabilizing Move-Atomic with Local Pulses

the timing of local pulses is off. In the round which $Light_i$ becomes 1.1, if r_i observed one of 0.2, 1.0 and 1.1 lights, r_i executes LOOK and COMPUTE. If r_i did not observe 0.2, 1.0 and 1.1 lights and $(Lclock_i \bmod 3) = 1$, r_i executes MOVE. Note that, then $(Lclock_i \bmod 3)$ becomes 2 in the round.

Lemma 9. *Eventually whenever a robot executes MOVE, no other robot in the closed neighborhood executes LOOK and COMPUTE and vice versa.*

Proof. Assume towards contradiction that r_i executes LOOK while $r_j \in N[i]$ executes MOVE. Before r_i executes LOOK the light of r_i is 0.2 and 1.0 for two subsequent time units, r_j must find this value and hence does not execute MOVE when r_i executes LOOK. Just after LOOK operations of r_i , if r_i 's light is changed to 1.1, r_j does not execute MOVE when r_i executes LOOK. \square

Lemma 10. *Each robot executes LOOK, COMPUTE and MOVE infinitely often.*

Proof. Consider an arbitrary robot r_i . r_i changes its light value to 0.2, 1.0 or 1.1 in every $3MaxN_i + 3$ successive rounds. The neighbors of r_i change their light at most once in every $3MaxN_i + 3$ successive rounds. Since $MaxN_i \geq |N[i]|$, there must be a round in which no neighbor of r_i changes its light to 0.2, 1.0 or 1.1. Then, in the round in which r_i 's light becomes 1.1, r_i can execute LOOK. In all rounds that follows r_i changes its light to the value such that $(Lclock_i \bmod 3) = 1$ holds, r_i can execute MOVE. \square

By Lemmas 9 and 10, we derive the following theorem.

Theorem 11. *Algorithm 3 implements the self-stabilizing move-atomic model.*

6 Self-Stabilizing FSYNC Algorithm with Local Pulses

We propose a novel local pulses version Algorithm 4 of the min clock selection of [3]. Let D be a diameter of the communication graph. Here we assume

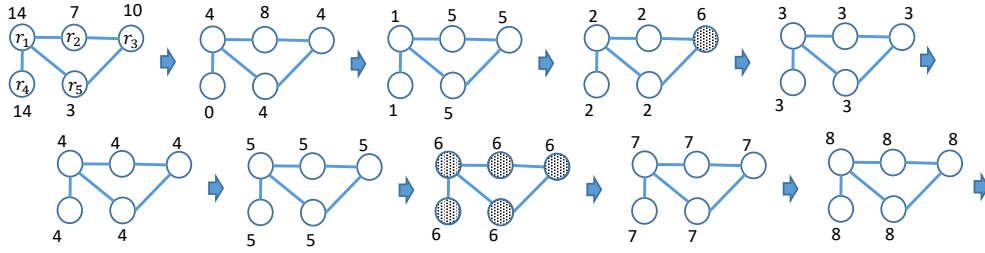


Figure 5: Each robot reads all lights during the time unit.

r_1	14	4	1	2	3	4	5	6	7	8
r_2	7	8	5	2	3	4	5	6	7	8
r_3	10	4	5	6	3	4	5	6	7	8
r_4	14	0	1	2	3	4	5	6	7	8
r_5	3	4	5	2	3	4	5	6	7	8

Figure 6: Time Diagram for Self-Stabilizing FSYNC Algorithm, when each robot reads all lights during the time unit.

the *regular register* semantics (see e.g., [22, 11, 4]) where a read segment that overlaps light changes may return one of the overlapping lights (rather than all as we assumed previously). Thus, when a neighbor changes a light from 0 to 1 while a robot reads it can observe either 0 or 1. In case all participants are connected in a line, the above semantic can cause a difference of 1 clock value between any two neighbors, and $D = n$ from side to side.

Algorithm 4 Self-Stabilizing FSYNC Algorithm for r_i

- 1: **Upon** a local pulse
 - 2: $Light_i := (\min\{Light_j \mid r_j \in N[i]\} + 1) \bmod (6D + 1)$
 - 3: **if** $Light_i = 2D$ **then** {
 - 4: execute LOOK
 - 5: execute COMPUTE
 - 6: } **else if** $Light_i = 4D$ **then** {
 - 7: execute MOVE
 - 8: }
-

For ease of description we use $6D + 1$ light values, in fact the number of lights may be close to $2D + 1$ as in the case of a global clock pulse suggested in [3]. The fact that pulses are according to local clocks require a change of the stabilization proof of [3]. Still it holds that during $6D + 1$ local pulses of all participants, at least one participant, say r_i , assigns 0 to $Light_i$, and in the next D local pulses of every participants, all the lights will be less than $D + 1$. Moreover in the next D local pulses of all robots, the lights will be at most one value apart forever (where 0 follows $6D$). Thus all can execute LOOK and COMPUTE when their light is $2D$ and MOVE when their light is $4D$. We assume that each robot reads all lights during the time unit (See. Figures 5 and 6).

The case in which each robot reads one light at a time is straight-forward requiring a larger, by a factor related to the number of possible neighbors, clock

value bound.

7 Conclusions

Implementing algorithms in practice requires to rely on the abstracted away details that the algorithm designers make. We present practical implementation of LCM encountering new synchronization distributed computing task, i.e., the neighborhood mutual remainder.

Our results are described for the case of non-drifting local clocks, where a time unit is identical across all clocks. Still, local clock speeds may slightly vary due to a constant bound on mutual clock drifts. Ensuring overlaps in (consecutive logical) time units in a fashion similar to the one suggested in the last two sections will cope with such clock drifts as well.

Acknowledgement

This research was supported by Japan Science and Technology Agency (JST) as part of Strategic International Collaborative Research Program (SICORP).

References

- [1] U. Abraham, S. Dolev, T. Herman, I. Koll: Self-stabilizing l -exclusion. *Theor. Comput. Sci.* 266(1-2): 653-692 (2001)
- [2] G. Antonoiu and P. K. Srimani, “Mutual exclusion between neighboring nodes in a tree that stabilizes using read/write atomicity,” *EURO-PAR*, 1998.
- [3] A. Arora, S. Dolev and M. G. Gouda, “Maintaining Digital Clocks in Step,” *Parallel Processing Letters*, vol.1, pp. 11–18, 1991.
- [4] H. Attiya and J. Welch, *Distributed Computing*, John Wiley and Sons, Inc. 2004.
- [5] J. Beauquier, A. K. Datta, M. Gradinariu and F. Magniette, “Self-Stabilizing Local Mutual Exclusion and Daemon Refinement,” *DISC200: Distributed Computing*, LNCS, 1914, pp. 223–237, 2000.
- [6] O. Ben-Shahar, S. Dolev, A. Dolgin and M. Segal, “Direction election in flocking swarms,” *Ad Hoc Networks*, vol.12, pp. 250–258, 2014.
- [7] Z. Bouzid, S. Dolev, M. Potop-Butucaru and S. Tixeuil, “RoboCast: Asynchronous Communication in Robot Networks,” LNCS, 6490, 2010.
- [8] S. Das, P. Flocchini, G. Prencipe, N. Santoro and M. Yamashita, “Autonomous mobile robots with lights,” *Theor. Comput. Sci.*, vol.609, pp. 171–184, 2016.
- [9] A. K. Datta, M. Gradinariu and S. Tixeuil, “Self-stabilizing mutual exclusion under arbitrary scheduler,” *The Computer Journal*, vol.47(3), pp. 289–298, 2004.
- [10] Y. Dieudonné, S. Dolev, F. Petit and M. Segal, “Deaf, Dumb, and Chatting Asynchronous Robots,” *OPODIS*, LNCS, 5923, 2009.
- [11] S. Dolev, *Self-Stabilization*, MIT Press, 2000.
- [12] S. Dolev, J. Garay, N. Gilboa, and V. Kolesnikov, “Swarming secrets,” *47th Annual Allerton Conference on Communication, Control, and Computing*, 2009. (Also brief announcement in *PODC 2010*)
- [13] S. Dolev, L. Lahiani and M. Yung, “Secret Swarm Unit Reactive k -Secret Sharing,” *INDOCRYPT*, pp. 123–137, 2007.
- [14] M. Flatebo, A. K. Datta and A. A. Schoone, “Self-stabilizing multi-token rings,” *Distributed Computing*, vol.8(3), pp. 133–142, 1995.
- [15] P. Flocchini, G. Prencipe, N. Santoro, “Distributed Computing by Oblivious Mobile Robots,” *Synthesis Lectures on Distributed Computing Theory*, Morgan & Claypool, 2012.
- [16] P. Flocchini, N. Santoro, G. Viglietta and M. Yamashita, “Rendezvous with constant memory,” *Theor. Comput. Sci.*, vol.621, pp. 57–72, 2016.

- [17] A. Israeli and M. Jalfon, “Token management schemes and random walks yield self stabilizing mutual exclusion,” *PODC*, 1990.
- [18] H. Kakugawa, “Self-stabilizing distributed algorithm for local mutual inclusion,” *Information Processing Letters*, vol. 115(6), pp. 562–569
- [19] H. Kakugawa and M. Yamashita, “Self-Stabilizing Local Mutual Exclusion on Networks in which Process Identifiers are not Distinct,” *SRDS*, pp. 202–211, 2002.
- [20] H. Kakugawa and M. Yamashita, “Uniform and Self-Stabilizing Fair Mutual Exclusion on Unidirectional Rings under Unfair Distributed Daemon, ” *Journal of Parallel and Distributed Computing*, vol.62(5), pp. 885–898, 2002.
- [21] S. Kamei and H. Kakugawa, “Self-stabilizing algorithm for dynamically maintaining two disjoint dominating sets,” 6th International Symposium on Computing and Networking, Workshops 2018, *PDAA*, pp. 278–284, 2018.
- [22] N. A. Lynch, *Distributed Algorithms*, Morgan Kaufmann, 1996.