

Mining Dual Emotion for Fake News Detection

Xueyao Zhang

Institute of Computing Technology,
Chinese Academy of Sciences
University of Chinese Academy of
Sciences
zhangxueyao19s@ict.ac.cn

Juan Cao

Institute of Computing Technology,
Chinese Academy of Sciences
University of Chinese Academy of
Sciences
caojuan@ict.ac.cn

Xirong Li

Renmin University of China
Beijing, China
xirong@ruc.edu.cn

Qiang Sheng

Institute of Computing Technology,
Chinese Academy of Sciences
University of Chinese Academy of
Sciences
shengqiang18z@ict.ac.cn

Lei Zhong

Institute of Computing Technology,
Chinese Academy of Sciences
University of Chinese Academy of
Sciences
zhonglei18s@ict.ac.cn

Kai Shu

Illinois Institute of Technology
kshu@iit.edu

ABSTRACT

Emotion plays an important role in detecting fake news online. When leveraging emotional signals, the existing methods focus on exploiting the emotions of news' contents that conveyed by the publishers (i.e., *publisher emotion*). However, fake news is always fabricated to evoke high-arousal or activating emotions of people to spread like a virus, so the emotions of news' comments that aroused by the crowd (i.e., *social emotion*) can not be ignored. Furthermore, it needs to be explored whether there exists a relationship between *publisher emotion* and *social emotion* (i.e., *dual emotion*), and how the *dual emotion* appears in fake news. In the paper, we propose *Dual Emotion Features* to mine *dual emotion* and the relationship between them for fake news detection. And we design a universal paradigm to plug it into any existing detectors as an enhancement. Experimental results on three real-world datasets indicate the effectiveness of the proposed features.

1 INTRODUCTION

In recent years, there are increasing fake news spreading online with the development of various social media platforms. And the diffusion of fake news causes serious harm to society in critical situations [14]. For example, during the COVID-19 outbreak across the world, the pandemic has resulted in thousands of fake news through social media, including the scale of the pandemic and the origin, prevention, diagnosis, and treatment of the disease¹. In the paper, we consider *fake news* as the information that is intentionally fabricated and can be verified as false, following the definition of [24]. And it is a challenging task to detecting fake news automatically with the ever-increasing amounts of news pieces [11, 13].

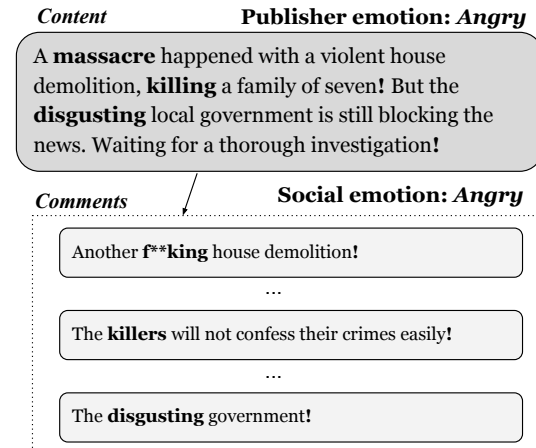
The role of sentimental or emotional signals for fake news detection is mentioned in many works [1, 2, 7]. For example, some researchers point that there exists a relationship between fake news' contents and their emotional words, and they construct an emotion feature (the ratio of the count of negative and positive words) to help detect fake news [1]. And others extract some emotion features based on emotional lexicons from the news' contents for fake

news detection [7]. To the best of our knowledge, these works only leverage the emotional signals of fake news' contents that conveyed by the publishers, but ignore the emotions of fake news' comments that aroused by the crowd. However, with the intention of spreading in the crowd in a viral way, fake news is usually fabricated to evoke high-arousal or activating emotions of the crowd [22]. Therefore, except for emotions of news' contents, it is necessary to research whether emotions of news' comments and the relationship between the two emotions are helpful for fake news detection.

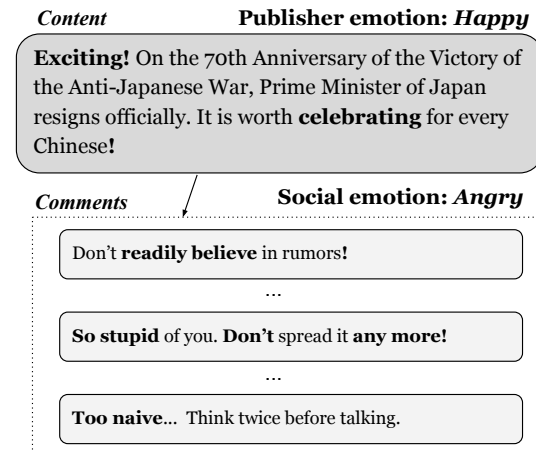
To clarify the two emotions clearly, we define them respectively as (1) ***publisher emotion***: the emotions conveyed by publishers of the news pieces; and (2) ***social emotion***: the emotions aroused by the crowd facing to the news pieces. And we adopt ***dual emotion*** to name these two emotions. For a news piece, there are two common appearances for the *dual emotion*, emotion resonances (i.e., the *publisher emotion* is same or similar to the *social emotion*) and emotions transitions (i.e., the *publisher emotion* is different from the *social emotion*). In fake news, we observe there exist some special emotion resonances and emotion transitions. Take the fake news pieces in Chinese social media Weibo² for example. On the one hand, for emotion resonances, we find there are more fake news pieces whose *dual emotion* are both *angry* than real news, such as the fake news in Figure 1a. In the figure, the publisher of the fake news conveys its rage with expressions like "massacre", "killing", "disgusting". As a result, the great indignation of the crowd is evoked, such as the expressions "f**king", "killers", and "disgusting". On the other hand, for emotion transitions, there are more fake news pieces whose *publisher emotion* is *happy* while *social emotion* is *angry*, such as the fake news in Figure 1b. In the figure, the publisher of the fake news expresses happiness and joy with such as "Exciting!" and "celebrating". While the crowd considers it as a ridiculous news piece, and use "readily believe", "So stupid" and "Too naive" to express their disgust and contempt to the publisher. What's more, by a further data analysis of the dual emotion category (in Section 4.2), we verify this observation that there does exist statistical distinct emotion resonances and transitions in fake news pieces from real news.

¹https://en.wikipedia.org/wiki/Misinformation_related_to_the_COVID-19_pandemic

²<https://www.weibo.com>



(a) A more common emotion resonances in fake news than real news: *publisher emotion* and *social emotion* are both *angry*.



(b) A more common emotion transitions in fake news than real news: *publisher emotion* is *happy* while *social emotion* is *angry*.

Figure 1: Two fake news pieces in Weibo (we translated them from Chinese to English manually). It is observed that there exist distinct emotion resonances and transitions in fake news from real news.

To model the unique emotion resonances and transitions for fake news detection, we propose *Dual Emotion Features*. It is able to mine *publisher emotion*, *social emotion* and the similarity/difference of the *dual emotion* jointly. Besides, it is convenient to implement and can be plugged into any fake news detectors as an enhancement.

In the paper, our contributions are summarized as follows:

- We propose and verify that there exists a distinct relationship between *dual emotion* (i.e., *publisher emotion* and *social emotion*) and the veracity of news.
- We firstly mine *dual emotion* for fake news detection, and propose *Dual Emotion Features*, which is universal and can

be added on any fake news detectors as a complement and enhancement.

- We conduct experiments on three real-world datasets, including a new Chinese dataset constructed by us. The results verify the effectiveness of *Dual Emotion Features*.

2 RELATED WORK

Fake news detection is also known as false news detection, rumor detection, misinformation detection, etc. [21]. And it is closely connected to the field of information credibility evaluation. In the earliest study on information credibility evaluation, the researchers manually extract content features, publisher features, topic features, and propagation features from news pieces [2]. And they find sentiment-based features like the fraction of sentimental words and exclamation marks are effective for evaluating information credibility. Gradually, researchers begin to utilize deep learning models such as GRU-based and CNN-based models for fake news detection [17, 28]. Beyond news content, social contexts such as texts of comments and reposts, viewpoints and stances of the crowd, and user credibility are emphasized as well [9, 11, 13, 23, 25].

There are also existing works focusing on the emotional signals for fake news detection. The authors of [1] point that there exists a relationship between fake news' contents and their emotional words, and they construct an emotion feature (the ratio of the count of negative and positive words) to help detect fake news. Besides, some researchers extract some emotion features based on emotional lexicons from news' contents for fake news detection [7]. However, these works only leverage the emotional signals of fake news' contents, but ignore the emotions of fake news' comments and the relationship between the two emotions. Recently, The authors of [26] propose an adaptive fusion network for fake news detection, modeling emotion embeddings from the contents and the comments. However, they focus on fusing various features adaptively by advanced deep learning models, and do not explore the exact distinction of dual emotion signals between fake and real news. So far, the work that pays attention to mining dual emotion from publishers and crowds is vacant.

3 MODELING DUAL EMOTION FOR DETECTION

To model dual emotion signals for fake news detection, we propose *Dual Emotion Features* (Figure 2), which can leverage publisher emotion, social emotion, and the similarity/difference of the dual emotion. In the figure, we exhibit the process of extracting *Dual Emotion Features*. And we take the model Bidirectional GRU (Bi-GRU) as an example, to design a universal paradigm of plugging *Dual Emotion Features* into existing fake news detectors as an enhancement.

3.1 Publisher Emotion

Publisher Emotion is extracted from news' contents. It contains several kinds of features, including emotion category, emotional lexicon, emotional intensity, sentiment score, and other auxiliary features. Given the text of the content, we annotate it as $\mathcal{T} = [t_1, t_2, \dots, t_i, \dots, t_L]$, where t_i is the i^{th} word in the text, and L is the

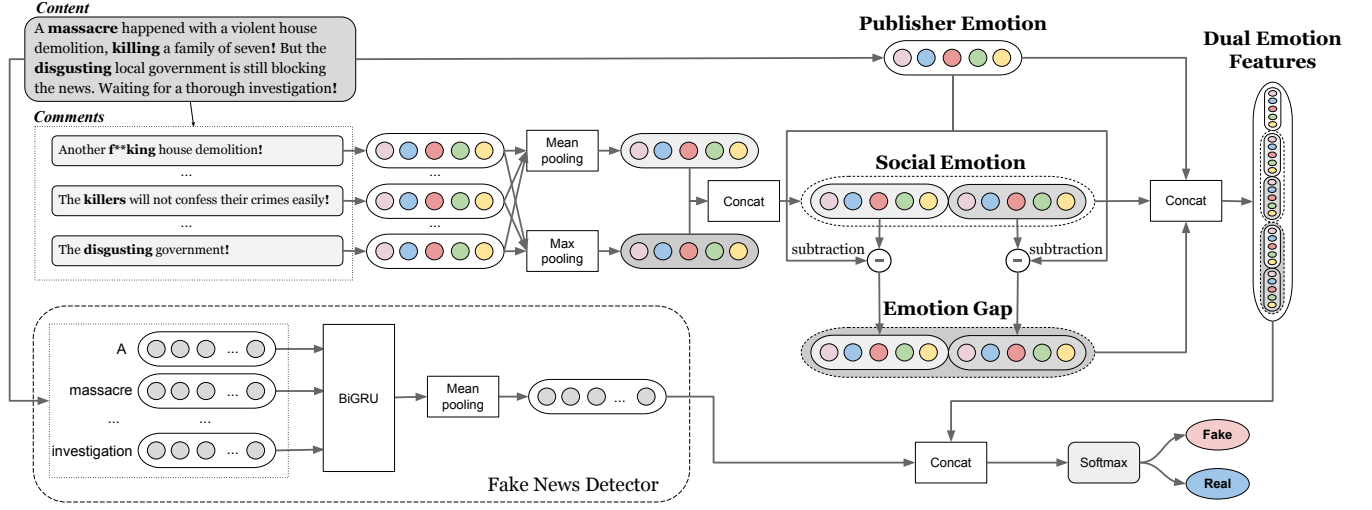


Figure 2: A universal paradigm of adding *Dual Emotion Features* into existing fake news detectors. (1) Here we take Bidirectional GRU (BiGRU) as the *Fake News Detector* for example. (2) *Dual Emotion Features* consists of three components: a) *Publisher Emotion*, which is extracted from the content of the news piece; b) *Social Emotion*, which is extracted from the comments of the news piece; c) *Emotion Gap*, which represents the similarity/difference between publisher emotion and social emotion.

length of the text. The goal is to extract emotion features $emo_{\mathcal{T}}$ from the text \mathcal{T} .

3.1.1 Emotion Category. We use public emotion classifiers (which will be introduced in Section 4.2) to get emotion category features. Usually, the predictions of the emotion classifiers are probabilities of specific kinds of emotions. Given the emotion classifier f and the text \mathcal{T} , we assume the dimension of the classifier is d_f and the prediction of the text is $f(\mathcal{T})$. So we can extract the emotion category features $emo_{\mathcal{T}}^{cate} = f(\mathcal{T})$, where $emo_{\mathcal{T}}^{cate} \in \mathbb{R}^{d_f}$.

3.1.2 Emotional Lexicon. Usually, a text conveys specific emotions by using several specific words (i.e., emotional lexicons). Thus, we next extract the features based on the emotional lexicon. The approach is dependent on the existing emotion dictionaries annotated by experts. In the emotion dictionary, we assume that there are d_e kinds of emotions, denoted as $E = [e_1, e_2, \dots, e_{d_e}]$. For the emotion $e \in E$, the dictionary provides a list of emotional words $\mathcal{E}_e = [w_{e,1}, w_{e,2}, \dots, w_{e,L_e}]$, where L_e is the size of the list of emotion e in the dictionary. Given the text \mathcal{T} , we firstly calculate its score on the specific emotion e , denoted as $s(\mathcal{T}, e)$. And the emotional lexicon features $emo_{\mathcal{T}}^{lexi}$ are concatenated all the scores of d_e kinds of emotions (Equation 1), where \oplus is the concatenation operator, and $emo_{\mathcal{T}}^{lexi} \in \mathbb{R}^{d_e}$.

$$emo_{\mathcal{T}}^{lexi} = s(\mathcal{T}, e_1) \oplus s(\mathcal{T}, e_2) \oplus \dots \oplus s(\mathcal{T}, e_{d_e})$$

$$s(\mathcal{T}, e) = \sum_{i=1}^L s(t_i, e), \quad \forall e \in E \quad (1)$$

In Equation 1, $s(\mathcal{T}, e)$ is the sum of the score of every word in the text. As for $s(t_i, e)$, if the word t_i is in the dictionary, we consider not only its occurrence frequency, but also its context words (specifically, degree words and negation words). For example, in the sentence “I am not very joyful today” (the length of the sentence is 6), “joyful” belongs to the emotion *happy* and its occurrence frequency is $1/6$. Assume that we only consider the left context and the window size is 2 (i.e., the context words are “not” and “very”). When we set the negation value of “not” as -1 and the degree value of “very” as 2, the final $s(\text{joyful}, e_{\text{happy}}) = -1 * 2 * (1/6) = -1/3$. In practice, we use the existing emotion dictionary to match and calculate the values of negation and degree words. As described above, $s(t_i, e)$ is defined in Equation 2, where w is the window size of the left context. And $neg(t_j)$ and $deg(t_j)$ are respectively the negation value and degree value of t_j (Equation 3), which can be looked up according to the emotion dictionary.

$$s(t_i, e) = \frac{I_{\mathcal{E}_e}(t_i) * neg(t_i, w) * deg(t_i, w)}{L}$$

$$I_{\mathcal{E}_e}(t_i) = \begin{cases} 1, & \text{if } t_i \in \mathcal{E}_e \\ 0, & \text{otherwise} \end{cases} \quad (2)$$

$$neg(t_i, w) = \prod_{j=i-w}^{i-1} neg(t_j)$$

$$deg(t_i, w) = \prod_{j=i-w}^{i-1} deg(t_j) \quad (3)$$

3.1.3 Emotional Intensity. As for emotional lexicons, we also consider the emotional intensity of the lexicons. For example, when

expressing *happy*, the word “ecstatic” owns a higher intensity than “joyful”. Similar to the emotional lexicon, given the emotions E , the emotional word list \mathcal{E}_e for every emotion e , and the text \mathcal{T} , we can extract the emotional intensity features $emo_{\mathcal{T}}^{int}$ by concatenating all the scores of d_e kinds of emotions (Equation 4), where $emo_{\mathcal{T}}^{int} \in \mathbb{R}^{d_e}$. If the word t_i is in the dictionary, $int(t_i)$ can be calculated according to the emotion dictionary, otherwise $int(t_i) = 0$.

$$emo_{\mathcal{T}}^{int} = s'(\mathcal{T}, e_1) \oplus s'(\mathcal{T}, e_2) \oplus \dots \oplus s'(\mathcal{T}, e_{d_e})$$

$$s'(\mathcal{T}, e) = \sum_{i=1}^L s'(t_i, e) = \sum_{i=1}^L int(t_i) * s(t_i, e), \quad \forall e \in E \quad (4)$$

3.1.4 Sentiment Score. Except for the grained emotional lexicons, we consider the sentiment score of the text. Usually, the sentiment score is a positive/negative value, which represents the degree of the positive/negative polarity of the whole text. And it can be calculated by the sentiment dictionaries or public toolkits. Assume that the dimension of the sentiment score is d_s (usually $d_s = 1$), and we can get the sentiment score feature $emo_{\mathcal{T}}^{senti} \in \mathbb{R}^{d_s}$.

3.1.5 Other Auxiliary Features. There are also some other features to be auxiliary when expressing emotions. For example, emoticons are also an important kind of emotional expression, such as “:)” for *happy*, “:(” for *sad*. Besides, punctuations like “!” and “?” can also convey people’s moods and emotions. Moreover, the auxiliary features also contain sentimental words features, personal pronoun features and others (in Table 1). Assume that there are d_a features, and we can extract the other auxiliary features $emo_{\mathcal{T}}^{aux} \in \mathbb{R}^{d_a}$.

| Description | Features |
|--------------------------------|--|
| Emoticons | The frequency of happy emoticons The frequency of angry emoticons The frequency of surprised emoticons The frequency of sad emoticons The frequency of neutral emoticons |
| Punctuations | The frequency of exclamation mark The frequency of question mark The frequency of ellipsis mark |
| Sentimental Words | The frequency of positive sentimental words The frequency of negative sentimental words The frequency of degree words The frequency of negation words |
| Personal Pronoun | The frequency of pronoun first The frequency of pronoun second The frequency of pronoun third |
| Others (For English corpus) | The frequency of uppercase letters |

Table 1: Auxiliary Features List

To get the *Publisher Emotion* of the text \mathcal{T} from the content, we concatenate all kinds of features described above and get $emo_{\mathcal{T}}$ (Equation 5), where $emo_{\mathcal{T}} \in \mathbb{R}^d$ (i.e., $d = d_f + 2d_e + d_s + d_a$).

$$emo_{\mathcal{T}} = emo_{\mathcal{T}}^{cate} \oplus emo_{\mathcal{T}}^{lexi} \oplus emo_{\mathcal{T}}^{int} \oplus emo_{\mathcal{T}}^{senti} \oplus emo_{\mathcal{T}}^{aux} \quad (5)$$

3.2 Social Emotion

We extract *Social Emotion* from comments of news pieces. As for each comment, we can achieve the emotion vector by its text (just like Equation 5). After getting every comment’s emotion vector, we use the mean pooling to obtain the average emotional signals of the whole comments, and use the max pooling to gain the extreme emotional signals. Finally, we concatenate them as the *Social Emotion*.

Given the comments of the news piece, we annotate them as $\mathcal{M} = [\mathcal{M}_1, \mathcal{M}_2, \dots, \mathcal{M}_i, \dots, \mathcal{M}_{L_{\mathcal{M}}}]$, where \mathcal{M}_i is the i^{th} comment of the news piece, and $L_{\mathcal{M}}$ is the amount of the whole comments. As for \mathcal{M}_i , we can calculate its emotion vector $emo_{\mathcal{M}_i}$ by Equation 5, where $emo_{\mathcal{M}_i} \in \mathbb{R}^d$. Then we concatenate every comment’s emotion vector on the dimension of the comments and get $\widehat{emo}_{\mathcal{M}} \in \mathbb{R}^{L_{\mathcal{M}} \times d}$. Finally, we get the *Social Emotion* $emo_{\mathcal{M}}$ by Equation 6, where $mean(\widehat{emo}_{\mathcal{M}})$ and $max(\widehat{emo}_{\mathcal{M}})$ represents mean pooling and max pooling operation of $\widehat{emo}_{\mathcal{M}}$ on the dimension of the comments, $emo_{\mathcal{M}}^{mean}, emo_{\mathcal{M}}^{max} \in \mathbb{R}^d$, and $emo_{\mathcal{M}} \in \mathbb{R}^{2d}$.

$$\widehat{emo}_{\mathcal{M}} = emo_{\mathcal{M}_1}^T \oplus emo_{\mathcal{M}_2}^T \oplus \dots \oplus emo_{\mathcal{M}_{L_{\mathcal{M}}}}^T$$

$$emo_{\mathcal{M}}^{mean} = mean(\widehat{emo}_{\mathcal{M}})$$

$$emo_{\mathcal{M}}^{max} = max(\widehat{emo}_{\mathcal{M}})$$

$$emo_{\mathcal{M}} = emo_{\mathcal{M}}^{mean} \oplus emo_{\mathcal{M}}^{max} \quad (6)$$

3.3 Emotion Gap

To model the dual emotion’s resonances and transitions, we propose *Emotion Gap*. It is designed as the subtraction between *Publisher Emotion* and *Social Emotion*, so it can exploit the differences (i.e., transitions) between the dual emotion. For emotions resonances, *Emotion Gap* is nearly null. As defined in Equation 7, emo^{gap} is concatenated by the difference of $emo_{\mathcal{T}}$ and $emo_{\mathcal{M}}^{mean}$, and the difference of $emo_{\mathcal{T}}$ and $emo_{\mathcal{M}}^{max}$, where $emo^{gap} \in \mathbb{R}^{2d}$.

$$emo^{gap} = (emo_{\mathcal{T}} - emo_{\mathcal{M}}^{mean}) \oplus (emo_{\mathcal{T}} - emo_{\mathcal{M}}^{max}) \quad (7)$$

3.4 Dual Emotion Features

Finally, *Dual Emotion Features* are concatenated by the *Publisher Emotion*, the *Social Emotion* and the *Emotion Gap*. In Equation 8 we achieve the *Dual Emotion Features*, where $emo^{dual} \in \mathbb{R}^{5d}$.

$$emo^{dual} = emo_{\mathcal{T}} \oplus emo_{\mathcal{M}} \oplus emo^{gap} \quad (8)$$

After getting *Dual Emotion Features*, we can concatenate it with representations that extracted by the fake news detectors, just like BiGRU in Figure 2. And then connect the concatenated vector with a softmax layer for the final prediction of news’ veracity.

4 EXPERIMENTS AND EVALUATION

4.1 Dataset

We conduct experiments on three real-world datasets, one in English (*RumourEval-19*) and two in Chinese (*Weibo-16* and *Weibo-20*). The statistics of them are shown in Table 2.

| | Veracity | RumorEval-19 (in English) | | Weibo-16 (in Chinese) | | Weibo-20 (in Chinese) | |
|--------------|--------------|---------------------------|--------------|-----------------------|----------------|-----------------------|----------------|
| | | # news pieces | # comments | # news pieces | # comments | # news pieces | # comments |
| Training | Fake | 79 | 1,135 | 1,386 | 120,568 | 1,446 | 42,624 |
| | Real | 144 | 1,905 | 1,410 | 131,271 | 1,443 | 26,394 |
| | Unverified | 104 | 1,838 | - | - | - | - |
| | Total | 327 | 4,878 | 2,796 | 251,839 | 2,889 | 69,018 |
| Validation | Fake | 19 | 824 | 463 | 38,123 | 482 | 14,651 |
| | Real | 10 | 404 | 470 | 43,945 | 480 | 9,057 |
| | Unverified | 9 | 212 | - | - | - | - |
| | Total | 38 | 1,440 | 933 | 82,068 | 962 | 23,708 |
| Testing | Fake | 40 | 689 | 463 | 37,726 | 482 | 14,646 |
| | Real | 31 | 805 | 471 | 41,961 | 480 | 9,822 |
| | Unverified | 10 | 181 | - | - | - | - |
| | Total | 81 | 1,675 | 934 | 79,687 | 962 | 24,468 |
| Total | | 446 | 7,993 | 4,663 | 413,594 | 4,813 | 117,194 |

Table 2: Statistics of the three datasets.

- **RumourEval-19:** The dataset *RumourEval-19* is constructed for determining the veracity of the rumors on Twitter and Reddit, and it is released in a public competition³ [8]. The veracity of the content of every news piece is Fake, Real, or Unverified. We stay the same dataset splits and evaluation criteria as what the organizers provide.
- **Weibo-16:** The dataset *Weibo-16* is firstly proposed in [17] and has been as a benchmark dataset in Chinese [9, 23, 28]. The veracity of the content of every news piece is Fake or Real. And we keep the same dataset splits and evaluation criteria as [9].
- **Weibo-20:** The dataset *Weibo-20* is firstly constructed in this paper. The veracity of the content of every news piece is Fake or Real. The sources of fake news are news pieces debunked as misinformation officially by Weibo Community Management Center⁴ ranging from August 2011 to November 2018. And the sources of real news are news pieces that seem suspicious but actually real debunked by Newsverify System⁵. The system focuses on debunking suspicious news in China. We gather real news pieces and their comments in the same period to the fake news as a similar amount.

4.2 Preliminary Analysis of Dual Emotion Signals

To check whether it is statistically dependent or not between dual emotion signals and the veracity of news pieces, we construct two categorical variables to do a chi-squared statistical significance test. The one is *News' Veracity*, whose value is *Fake* or *Real*. The other is *Dual Emotion Category*, whose value is combined publisher emotion category and social emotion category, such as *publisher emotion is none and social emotion is angry*. To calculate the value of *Dual Emotion Category*, we use the open source model emotion classification model of NVIDIA⁶ [12] for *RumourEval-19*, and use

*Emotion Detection of Baidu AI platform*⁷ for the two Chinese datasets. Conducting a chi-squared statistical significance test, we firstly assume that the dual emotion signals are independent with the veracity of news pieces (i.e., the null hypothesis). Then we check whether the chi-squared statistic is over the critical value or not. Specifically, on the dataset *RumourEval-19*, the chi-squared statistic is 50.570, over the critical value of 48.602 for the probability 95%, which means we can reject the null hypothesis. Similarly, on the dataset *Weibo-16*, the chi-squared statistic is 209.14, which is much more than the critical value of 50.892 for the probability 99%. And on the dataset *Weibo 20*, the chi-squared statistic is 239.963, which is much more than the critical value of 46.963 for the probability 99%. In conclusion, we can reject the null hypothesis on all the three datasets. That means dual emotions signals are statistically dependent with news' veracity.

We visualize the variable *Dual Emotion Category* further. On *RumourEval 19*, we select three emotion categories to visualize, *joyful*, *sad* and *none* (over 98% of news pieces covered). And on Chinese datasets, we select four emotion categories, *angry*, *disgusting*, *happy* and *none* (over 97% of news pieces covered). We utilize the heatmap to exhibit the distribution of *Dual Emotion Category* in Figure 3. In the heatmap, every cell represents the percentage of news pieces whose *Dual Emotion Category* is the specific value. And we normalize the percentages for every row (i.e., every publisher emotion). For example, in the top sub-figure of Figure 3a, the first cell indicates that among fake news pieces whose publisher emotion is *joyful*, the percentage of pieces whose social emotion is *joyful* is 85.5%.

In Figure 3, we can see there are distinct emotion resonances and emotion transitions in fake news from real news. For example, in Figure 3a, in fake news pieces, dual emotion categories are both *joyful* is 8.2% higher than real news. And the transitions from *sad* to *joyful* is 1.9% higher than real news. Besides, there exist stronger evidences on the two Chinese datasets. Specifically, as for emotion resonances, there are more news pieces whose dual emotion

³SemEval-2019 Task 7: <http://alt.qcri.org/semeval2019/index.php?id=tasks>

⁴<https://service.account.weibo.com/>

⁵<https://www.newsverify.com/>

⁶<https://github.com/NVIDIA/sentiment-discovery>

⁷https://ai.baidu.com/tech/nlp/emotion_detection

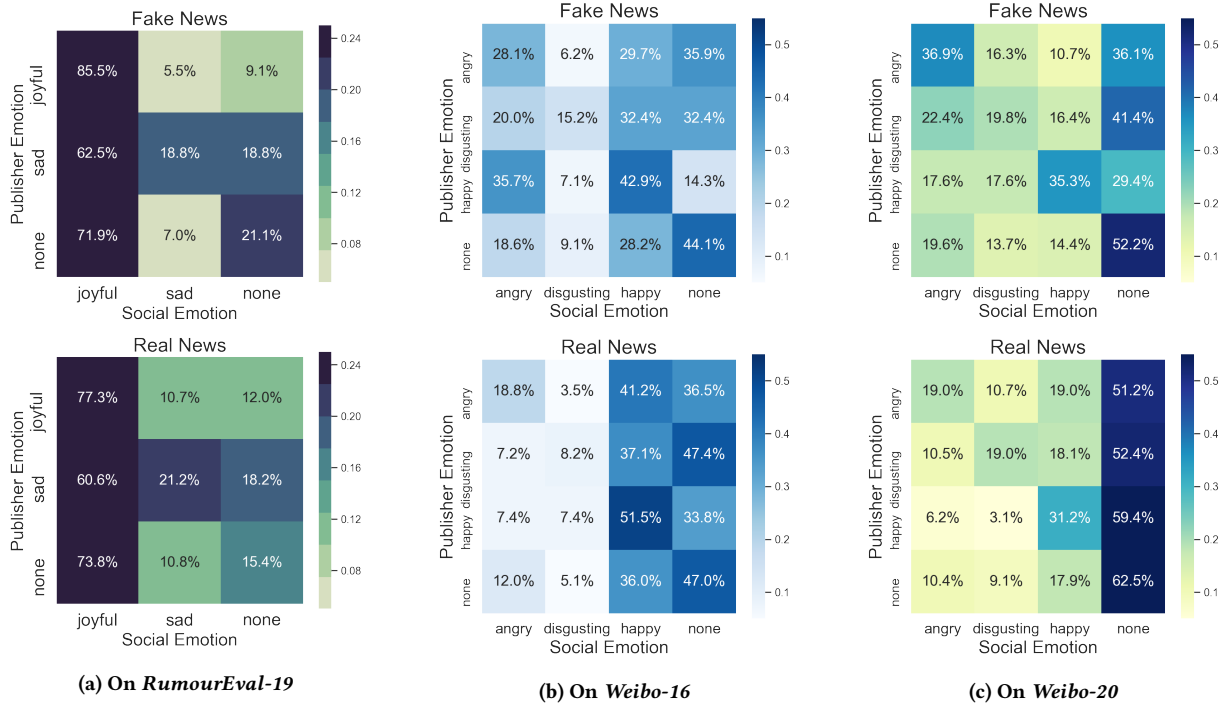


Figure 3: The distribution of Dual Emotion Category on the three datasets. In fake news, there are distinct emotion resonances and emotion transitions from real news.

categories are both *angry* and are both *disgusting* in fake news. For example, in Figure 3c, fake news pieces whose dual emotions are both *angry* are 17.9% higher than real news. As for emotion transitions, in fake news there are more news pieces whose dual emotions' transitions are from *happy* to *angry*, from *none* to *angry* and from *none* to *disgusting*. For example, in Figure 3b, fake news pieces whose transitions are from *happy* to *angry* are 35.7%, which is 28.4% higher than real news. It needs to be clarified that what the specific emotion categories are for resonances or transitions may vary from English to Chinese datasets, since the expression styles of people using different languages may be also different. But what we emphasize here is that on every dataset itself, the fake news owns distinct emotion resonances and transitions from real news.

As a whole, there exists a statistical distinction of dual emotion between fake and real news. The reasons are that there are unique dual emotion's resonances and transitions in fake news pieces.

4.3 Experimental Setup

4.3.1 Emotion Resources. For Chinese corpus, we use Affective Lexicon Ontology [27] to extract emotion lexicon and emotion intensity features. And we utilize the dictionary HowNet [5] to calculate sentiment scores. For English corpus, we adopt NRC Emotion lexicon [19] and NRC Emotion Intensity lexicon [18] to extract emotion lexicon and emotion intensity features respectively. And we use the Vader package of NLTK⁸ to calculate sentiment scores. As for auxiliary features in Table 1, for Emoticon, we utilize the *List*

of emoticons of Wikipedia⁹ and divide emoticons into five emotions, *happy*, *angry*, *surprised*, *sad* and *neutral*. For Sentimental Words, we use the sentiment dictionary of HowNet [5].

4.3.2 Fake News Detectors and Baselines. In the experiments, we select text-based models like BiGRU (just like in Figure 2) and other state-of-the-art fake news detectors for *Dual Emotion Features*.

- **BiGRU:** Text-based models like GRU [4] and LSTM [10] are proven effective for fake news detection in the existing works [3, 17]. Here we use **BiGRU** to examine whether *Dual Emotion Features* can improve it or not. As for word embeddings, we use GloVe [20] for English and Chinese Word Vectors for Chinese [16].
- **NileTMRG** [6]: For *RumourEval-19* dataset, we use the model implemented by the competition organizers¹⁰ [8], **NileTMRG**. The model is effective and outperforms other contestants' models of the leaderboard except for the champion¹¹. The model is a linear SVM and uses text features, social features, and use comments' stance features. In practice, we keep all the hyperparameters of the original model.
- **HSA-BLSTM** [9]: For the two Chinese datasets, we implement the **HSA-BLSTM**, which is widely used as a baseline

⁹https://en.wikipedia.org/wiki/List_of_emoticons

¹⁰<https://github.com/kochkinaelena/RumourEval2019>

¹¹It needs to be explained that we would have conducted the champion's model of the competition. However, the source code and related files are rejected to supply by the authors out of commercial reasons. And there are great difficulties in the reproduction absence of necessary description files.

⁸<https://www.nltk.org/>

| Models | Macro F1 score | RMSE | F1 score | | |
|---|----------------|-------|-----------|-----------|-----------------|
| | | | Fake News | Real News | Unverified News |
| BiGRU | 0.269 | 0.804 | 0.500 | 0.222 | 0.083 |
| BiGRU + Emoratio | 0.275 | 0.823 | 0.463 | 0.160 | 0.200 |
| BiGRU + EmoCred | 0.311 | 0.797 | 0.456 | 0.295 | 0.182 |
| BiGRU + Dual Emotion Features | 0.340 | 0.752 | 0.580 | 0.441 | 0.000 |
| NileTMRG | 0.309 | 0.770 | 0.557 | 0.245 | 0.125 |
| NileTMRG + Emoratio | 0.331 | 0.754 | 0.571 | 0.280 | 0.143 |
| NileTMRG + EmoCred | 0.307 | 0.786 | 0.296 | 0.500 | 0.125 |
| NileTMRG + Dual Emotion Features | 0.342 | 0.754 | 0.565 | 0.565 | 0.100 |

Table 3: Results on RumourEval-19.

| Models | Weibo-16 | | Weibo-20 | |
|--|----------|----------------|----------|----------------|
| | Accuracy | Macro F1 score | Accuracy | Macro F1 score |
| BiGRU | 0.831 | 0.831 | 0.830 | 0.830 |
| BiGRU + Emoratio | 0.843 | 0.843 | 0.844 | 0.844 |
| BiGRU + EmoCred | 0.847 | 0.847 | 0.847 | 0.847 |
| BiGRU + Dual Emotion Features | 0.856 | 0.855 | 0.855 | 0.854 |
| HSA-BLSTM | 0.915 | 0.915 | 0.902 | 0.902 |
| HSA-BLSTM + Emoratio | 0.920 | 0.920 | 0.906 | 0.906 |
| HSA-BLSTM + EmoCred | 0.927 | 0.927 | 0.911 | 0.911 |
| HSA-BLSTM + Dual Emotion Features | 0.941 | 0.941 | 0.916 | 0.916 |

Table 4: Results on Weibo-16 and Weibo-20.

on *Weibo-16* dataset. The authors propose a hierarchical attention neural network and utilize not only the contents of news pieces but also their comments. In experiments, we stay all the hyperparameters of the original model.

Besides, we select two baseline emotion features for *Dual Emotion Features*. And we implement them with the same emotion dictionaries as *Dual Emotion Features*.

- **Emoratio**: The researchers of [1] propose an emotion feature that can be extracted from the content text of news pieces, named *emoratio*. It is calculated by the ratio of *count of negative emotional words* and *count of positive emotional words*.
- **EmoCred**: The researchers of [7] utilize the emotional lexicon and intensity features of the content texts. These features are calculated based on the lexicons' occurrence frequency.

4.4 Results and Discussions

4.4.1 Performance Evaluation. On *RumourEval-19*, we adopt the official evaluation metrics, Macro F1 score and RMSE (root mean squared error) [8]. Considering the imbalance of the dataset, here we respectively list the F1 scores of Fake News, Real News, and Unverified News. Table 3 exhibits the results of *RumourEval-19* dataset. Overall, after using *Dual Emotion Features*, the two fake news detectors are both improved a lot. Specifically, on the detector of **BiGRU**, the use of three emotion features all improves the performance. And the improvement of *Dual Emotion Features* is 7.1%, which is 2.9% higher than *EmoCred*. Especially, *Dual Emotion Features* owns 0.580 for F1 score of Fake News, far more than *Emoratio* and *EmoCred*. On the state-of-the-art model **NileTMRG**,

using *Emoratio* and *Dual Emotion Features* both improves the macro F1 score further. The improvement of *Dual Emotion Features* is 3.3%, which is 0.9% higher than *EmoCred*.

On the two Chinese datasets, we use Accuracy and Macro F1 score as evaluation metrics, the same to [9]. The experimental results are displayed in Table 4. Overall, we can see that our proposed *Dual Emotion Features* outperforms *Emoratio* and *EmoCred* on any models in both datasets. Specifically, on the model **BiGRU**, the improvements in the accuracy of *Dual Emotion Features* are both about 1% higher than *EmoCred* in the two datasets. On the state-of-the-art model **HSA-BLSTM**, after using *Dual Emotion Features* as an enhancement, all the metrics are improved further in both datasets. Especially in *Weibo-16*, the accuracy and macro F1 score both own 2.6% improvement, which are 1.4% higher than *EmoCred*. Additionally, comparing the three datasets to each other, the performances in *RumourEval-19* are rather worse than the other two Chinese datasets. The reasons are discussed in [8, 15], that the amount of news pieces is small and there is a relative inter-annotator agreement for the dataset.

4.4.2 Effectiveness of Dual Emotion Features. To further study the effectiveness of *Dual Emotion Features* and its three components, *Publisher Emotion*, *Social Emotion* and *Emotion Gap*, we utilize emotion features alone to detect fake news. We adopt a simple three-layer Multilayer Perceptron (MLP) and input only emotion features. Table 5 displays the results on the three datasets, where we set the macro F1 score as the criteria.

In Table 5, among the three emotion features that source from Content, *Publisher Emotion* is more effective, which is 3.7% higher than *EmoCred* on *RumourEval-19* and about 6% higher on the two

| Content | Publisher emotion: Angry | Content | Publisher emotion: Joyful | Content | Publisher emotion: None |
|---|---------------------------------|--|----------------------------------|--|--------------------------------|
| Black Lives Matter THUGS Blocking Emergency Crews From Reaching Hurricane Victims. | | Believe it or not, this is a shark on the freeway in #Houston, #Texas #HurricaneHarvy... | | Category 6? If Hurricane Irma Becomes The Strongest Hurricane In History, It Could Wipe Entire Cities Off The Map. | |
| Comments | Social emotion: Angry | Comments | Social emotion: Joyful | Comments | Social emotion: Sad |
| Run over their asses. | | Fresh water? Nice try. | | Watch what the power of prayer does | |
| ... | | ... | | ... | |
| When thugs block emergency vehicles, vehicles should run over the thugs | | Oh my! | | Get out of there people. Florida, South Carolina. | |
| ... | | ... | | ... | |
| And why don't we have military support there to enforce the law? | | It's trying to ask you for directions...must be a female shark! 😊 | | Pray to god the only chance you have... | |
| BiGRU | Real 0.61 | BiGRU | Real 0.50 | BiGRU | Real 0.52 |
| BiGRU + Emoratio | Real 0.57 | BiGRU + Emoratio | Real 0.56 | BiGRU + Emoratio | Real 0.59 |
| BiGRU + EmoCred | Real 0.64 | BiGRU + EmoCred | Real 0.54 | BiGRU + EmoCred | Real 0.58 |
| BiGRU + Dual Emotion Features | Fake 0.65 | BiGRU + Dual Emotion Features | Fake 0.65 | BiGRU + Dual Emotion Features | Fake 0.63 |

Figure 4: Three fake news pieces on RumourEval-19, which are missed by original BiGRU but detected after using Dual Emotion Features. The prediction results of the four models are shown at the bottom (Fake or Real), where the numbers represent confidence scores (a float value from 0 to 1).

| Source | Emotion Features | RumourEval-19 | Weibo-16 | Weibo-20 |
|-------------------|------------------------------|---------------|----------|----------|
| Content | Emoratio | 0.185 | 0.568 | 0.540 |
| | EmoCred | 0.253 | 0.585 | 0.582 |
| | Publisher Emotion | 0.290 | 0.644 | 0.643 |
| Comments | Social Emotion | 0.256 | 0.707 | 0.624 |
| Content, Comments | Emotion Gap | 0.332 | 0.722 | 0.669 |
| | Dual Emotion Features | 0.340 | 0.722 | 0.702 |

Table 5: Macro F1 scores when only using emotion features on the MLP model.

Chinese datasets. What's more, we can see the stronger effect of *Emotion Gap* and *Dual Emotion Features*. On *RumourEval-19*, only using *Dual Emotion Features* for fake news detection owns a high macro F1 score of 0.340. And only using *Emotion Gap* is also effective, which is 0.332 for the macro F1 score. It is worth mentioning that such two emotion features even outperform the state-of-the-art model *NileTMRG* (0.309 for macro F1 score, shown in Table 3). That indicates the necessity of dual emotion signals, especially on such a challenging dataset. On the two Chinese datasets, *Emotion Gap* and *Dual Emotion Features* also own at least 6% higher than *Emoratio* and *EmoCred*. It is verified that the importance of mining dual emotion and the relationship between them for fake news detection.

4.4.3 Case Study. We provide a qualitative analysis of *Dual Emotion Features* on some cases. Take the detector BiGRU on *RumourEval-19* as an example, we select three fake news pieces that missed by the original BiGRU but detected after using *Dual Emotion Features* as an enhancement (Figure 4). Overall, it exhibits using *Emoratio* or *EmoCred* do not help BiGRU detect rightly for the three cases. What's more, we can see that there are rich dual emotion signals in every case, such as emotion resonances of *angry* in the left case, of *joyful* in the middle case, and emotion transitions from *none* to *sad* in the right case. It reveals that mining dual emotion additionally sometimes is a remedy for the incompetence of only using semantics for detecting fake news.

5 CONCLUSIONS

In this paper, we propose there is a relationship between dual emotion signals and the veracity of news. And we firstly mine dual emotion for fake news detection. We propose *Dual Emotion Features* and design a universal paradigm to plug it into any existing fake news detectors. We conduct experiments on three real-world datasets, including a Chinese dataset constructed by us. Experimental results demonstrate the effectiveness of *Dual Emotion Features*.

REFERENCES

- [1] Oluwaseun Ajao, Deepayan Bhowmik, and Shahrzad Zargari. 2019. Sentiment Aware Fake News Detection on Online Social Networks. In *IEEE International Conference on Acoustics, Speech and Signal Processing, ICASSP 2019, Brighton, United Kingdom, May 12-17, 2019*. 2507–2511.
- [2] Carlos Castillo, Marcelo Mendoza, and Barbara Poblete. 2011. Information credibility on twitter. In *Proceedings of the 20th International Conference on World Wide Web, WWW 2011, Hyderabad, India, March 28 - April 1, 2011*. 675–684.
- [3] Tong Chen, Xue Li, Hongzhi Yin, and Jun Zhang. 2018. Call Attention to Rumors: Deep Attention Based Recurrent Neural Networks for Early Rumor Detection. In *Trends and Applications in Knowledge Discovery and Data Mining - PAKDD 2018 Workshops, BDASC, BDM, MLACyber, PAISI, DaMEMO, Melbourne, VIC, Australia, June 3, 2018, Revised Selected Papers*. 40–52.
- [4] Kyunghyun Cho, Bart van Merriënboer, Dzmitry Bahdanau, and Yoshua Bengio. 2014. On the Properties of Neural Machine Translation: Encoder-Decoder Approaches. In *Proceedings of SSST-8, Eighth Workshop on Syntax, Semantics and Structure in Statistical Translation*. 103–111.
- [5] Zhendong Dong and Qiang Dong. 2003. HowNet-a hybrid language and knowledge resource. In *International Conference on Natural Language Processing and Knowledge Engineering, 2003. Proceedings*. 820–824.
- [6] Omar Enayet and Samhaa R. El-Beltagy. 2017. NileTMRG at SemEval-2017 Task 8: Determining Rumour and Veracity Support for Rumours on Twitter. In *Proceedings of the 11th International Workshop on Semantic Evaluation, SemEval@ACL 2017, Vancouver, Canada, August 3-4, 2017*. 470–474.
- [7] Anastasia Giachanou, Paolo Rosso, and Fabio Crestani. 2019. Leveraging Emotional Signals for Credibility Detection. In *Proceedings of the 42nd International ACM SIGIR Conference on Research and Development in Information Retrieval, SIGIR 2019, Paris, France, July 21-25, 2019*. 877–880.
- [8] Genevieve Gorrell, Ahmet Aker, Kalina Bontcheva, Leon Derczynski, Elena Kochkina, Maria Liakata, and Arkaitz Zubiaga. 2019. SemEval-2019 Task 7: RumourEval, Determining Rumour Veracity and Support for Rumours. In *Proceedings of the 13th International Workshop on Semantic Evaluation, SemEval@NAACL-HLT 2019, Minneapolis, MN, USA, June 6-7, 2019*. 845–854.
- [9] Han Guo, Juan Cao, Yazi Zhang, Junbo Guo, and Jintao Li. 2018. Rumor Detection with Hierarchical Social Attention Network. In *Proceedings of the 27th ACM International Conference on Information and Knowledge Management, CIKM 2018*.

- Torino, Italy, October 22-26, 2018. 943–951.
- [10] Sepp Hochreiter and Jürgen Schmidhuber. 1997. Long short-term memory. *Neural computation* 9, 8 (1997), 1735–1780.
- [11] Zhiwei Jin, Juan Cao, Yongdong Zhang, and Jiebo Luo. 2016. News Verification by Exploiting Conflicting Social Viewpoints in Microblogs. In *Proceedings of the Thirtieth AAAI Conference on Artificial Intelligence, February 12-17, 2016, Phoenix, Arizona, USA*. 2972–2978.
- [12] Neel Kant, Raul Puri, Nikolai Yakovenko, and Bryan Catanzaro. 2018. Practical Text Classification With Large Pre-Trained Language Models. *arXiv:1812.01207* (2018).
- [13] Elena Kochkina, Maria Liakata, and Arkaitz Zubiaga. 2018. All-in-one: Multi-task Learning for Rumour Verification. In *Proceedings of the 27th International Conference on Computational Linguistics, COLING 2018, Santa Fe, New Mexico, USA, August 20-26, 2018*. 3402–3413.
- [14] David MJ Lazer, Matthew A Baum, Yochai Benkler, Adam J Berinsky, Kelly M Greenhill, Filippo Menczer, Miriam J Metzger, Brendan Nyhan, Gordon Pennycook, David Rothschild, et al. 2018. The science of fake news. *Science* 359, 6380 (2018), 1094–1096.
- [15] Quanzhi Li, Qiong Zhang, and Luo Si. 2019. eventAI at SemEval-2019 Task 7: Rumor Detection on Social Media by Exploiting Content, User Credibility and Propagation Information. In *Proceedings of the 13th International Workshop on Semantic Evaluation, SemEval@NAACL-HLT 2019, Minneapolis, MN, USA, June 6-7, 2019*. 855–859.
- [16] Shen Li, Zhe Zhao, Renfen Hu, Wensi Li, Tao Liu, and Xiaoyong Du. 2018. Analogical Reasoning on Chinese Morphological and Semantic Relations. In *Proceedings of the 56th Annual Meeting of the Association for Computational Linguistics (Volume 2: Short Papers)* (Melbourne, Australia). Association for Computational Linguistics, 138–143. <http://aclweb.org/anthology/P18-2023>
- [17] Jing Ma, Wei Gao, Prasenjit Mitra, Sejeong Kwon, Bernard J. Jansen, Kam-Fai Wong, and Meeyoung Cha. 2016. Detecting Rumors from Microblogs with Recurrent Neural Networks. In *Proceedings of the Twenty-Fifth International Joint Conference on Artificial Intelligence, IJCAI 2016, New York, NY, USA, 9-15 July 2016*. 3818–3824.
- [18] Saif Mohammad. 2018. Word Affect Intensities. In *Proceedings of the Eleventh International Conference on Language Resources and Evaluation, LREC 2018, Miyazaki, Japan, May 7-12, 2018*.
- [19] Saif Mohammad and Peter D. Turney. 2013. Crowdsourcing a Word-Emotion Association Lexicon. *Comput. Intell.* 29, 3 (2013), 436–465.
- [20] Jeffrey Pennington, Richard Socher, and Christopher D. Manning. 2014. Glove: Global Vectors for Word Representation. In *Proceedings of the 2014 Conference on Empirical Methods in Natural Language Processing, EMNLP 2014, October 25-29, 2014, Doha, Qatar, A meeting of SIGDAT, a Special Interest Group of the ACL*. 1532–1543.
- [21] Francesco Pierri and Stefano Ceri. 2019. False News On Social Media: A Data-Driven Survey. *SIGMOD Rec.* 48, 2 (2019), 18–27.
- [22] Ralph L Rosnow. 1991. Inside rumor: A personal journey. *American psychologist* 46, 5 (1991), 484.
- [23] Natali Ruchansky, Sungyong Seo, and Yan Liu. 2017. CSI: A Hybrid Deep Model for Fake News Detection. In *Proceedings of the 2017 ACM on Conference on Information and Knowledge Management, CIKM 2017, Singapore, November 06 - 10, 2017*. 797–806.
- [24] Kai Shu, Amy Sliva, Suhang Wang, Jiliang Tang, and Huan Liu. 2017. Fake News Detection on Social Media: A Data Mining Perspective. *SIGKDD Explorations* 19, 1 (2017), 22–36.
- [25] Kai Shu, Suhang Wang, and Huan Liu. 2019. Beyond News Contents: The Role of Social Context for Fake News Detection. In *Proceedings of the Twelfth ACM International Conference on Web Search and Data Mining, WSDM 2019, Melbourne, VIC, Australia, February 11-15, 2019*. 312–320.
- [26] Lianwei Wu and Yuan Rao. 2020. Adaptive Interaction Fusion Networks for Fake News Detection. In *ECAI 2020 - 24th European Conference on Artificial Intelligence, 29 August-8 September 2020, Santiago de Compostela, Spain, August 29 - September 8, 2020 - Including 10th Conference on Prestigious Applications of Artificial Intelligence (PAIS 2020)*. 2220–2227.
- [27] Linhong Xu, Hongfei Lin, Yu Pan, Hui Ren, and Jianmei Chen. 2008. Constructing the Affective Lexicon Ontology. *Journal of the China Society for Scientific* 27, 2 (2008), 180–185. (in Chinese).
- [28] Feng Yu, Qiang Liu, Shu Wu, Liang Wang, and Tieniu Tan. 2017. A Convolutional Approach for Misinformation Identification. In *Proceedings of the Twenty-Sixth International Joint Conference on Artificial Intelligence, IJCAI 2017, Melbourne, Australia, August 19-25, 2017*. 3901–3907.