

Another Brick in the Paywall: The Popularity and Privacy Implications of Paywalls

Panagiotis Papadopoulos
Brave Software

Peter Snyder
Brave Software

Benjamin Livshits
Brave Software
Imperial College London

Abstract

Funding the production and distribution of quality online content is an open problem for content producers. Selling subscriptions to content, once considered passé, has been growing in popularity recently. Decreasing revenues from digital advertising, along with increasing ad fraud, have driven publishers to “lock” their content behind *paywalls*, thus denying access to non-subscribed users.

How much do we know about the technology that may obliterate what we know as *free web*? What is its prevalence? How does it work? Is it better than ads when it comes to user privacy? How well is the premium content of publishers protected? In this study, we aim to address all the above by building a paywall detection mechanism and performing the first full-scale analysis of real-world paywall systems.

Our results show that the prevalence of paywalls across the top sites in Great Britain reach 4.2%, in Australia 4.1%, in France 3.6% and globally 7.6%. We find that paywall use is especially pronounced among news sites, and that 33.4% of sites in the Alexa 1k ranking for global news sites have adopted paywalls. Further, we see a remarkable 25% of paywalled sites outsourcing their paywall functionality (including user tracking and access control enforcement) to third-parties. Putting aside the significant privacy concerns, these paywall deployments can be easily circumvented, and are thus mostly unable to protect publisher content.

1 Introduction

Digital advertising is the dominant monetization model for web publishers today, fueling the free web. Publishers sell ad slots along side page content, slots that are filled by creatives from ad agencies, usually via real-time auctions [39]. This system is dominated by two parties, Google and Facebook, who jointly (i) harvest more than 60% of the global ad revenues [20, 41], (ii) experience increasing rates of ad fraud [8, 14, 15, 28, 55], and (iii) pose increasing concerns regarding user privacy [36].

Many users have adopted ad-blockers [50], in part as a response to advertising related privacy concerns. As a result, ad revenues have stopped following eyeballs; both big or small, publishers are coming up short on advertising revenue, even if they are long on visitors traffic.

To deal with this loss of revenue (up to 95% in some cases [30]), more and more publishers experiment with alternative monetization models for their digital content. These alternative models include donations [17, 54] and in-browser mining [37]. The recent years, publishers have tried to create direct financial relationships between content and users (as shown in Figure 1), which has leads to a revival of subscription models, and *paywall* strategies for enforcing (and enticing) subscriptions.

Publishers with loyal audience and high quality content can convince users to pay for subscriptions. Examples of successful subscription systems include The New York Times [19], Wired [5], The Financial Times [9] and The Wall Street Journal [52]. Such sites use paywalls to enforce their subscription-based business models. In some cases, these new paywall systems are built on the back of prior, failed, monetization systems [42], pushing sites to become less dependent on advertising [29] (e.g., The Times last year made more than 20% of its revenue (or \$85.7 millions) on digital-only subscriptions [1]). The rapid growth of paywalled websites has drawn the attention of big tech companies like Google, Facebook and Apple, who have started building platforms to provide or support paywall services [27, 43, 47, 51], in an effort to claim their share of the subscription-content model.

The increase in the adoption of paywall systems has triggered a shift from a “free”, where users indirectly pay for content through viewing advertisements, to a new “freemium”, or subscription-based models. This shift introduces a “class system” on web [11, 46], potentially driving information-seeking visitors who cannot afford to pay for subscriptions to badly-sourced, less-refined, or even controversial, fake-news spreading (but open-access) publishers.

Despite the importance of the rise of paywalls to the web, it is surprising how little we known about how paywalls op-

erate. Important, open questions include how popular paywall systems are, what policies paywalls impose, how users are tracked for paywall enforcement, the effectiveness of imposing restrictions on users, and how well paywalls are at protecting premium content.

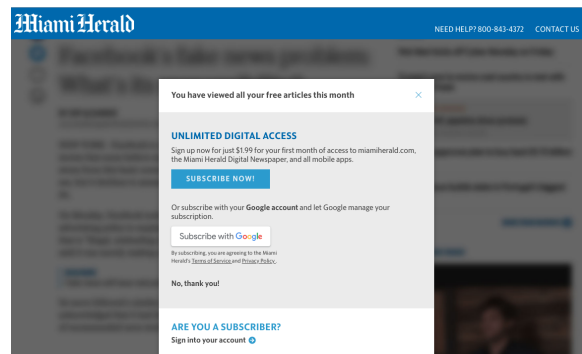
In this work, we aim to shed light upon this emerging technology by performing the first systematic study of paywall systems. First, we design and develop PayWALL-E, a ML-based tool for pragmatically determining if a website is using a paywall. We deploy our system across 4,951 Alexa top sites worldwide (selected from the Alexa global top list, the Alexa list of the most popular News sites, and regional Alexa top lists from France, The United Kingdom, and Australia). We then analyze the popularity and characteristics of identified paywalls. Next, we perform an empirical analysis of the functionality of paywall systems and an evaluation of their reliability, in an attempt to assess how well they protect publishers’ premium content.

Contributions. This paper makes the following main contributions:

1. We design and build PayWALL-E: a ML-based tool to automatically determine if a website uses a paywall to protect content. Our tool focuses only on *behavior* of a measured website (as opposed to other approaches like network activity or code fingerprinting). We select a behavioral approach to deal with the heterogeneity of paywall technologies and providers. We evaluate our tool on a hand labeled set of 300 websites and find that our tool is able to approximate paywall use when applied to a large set of websites.
2. We perform the first empirical measurement of paywall deployment, by applying PayWALL-E to a variety of sets of websites. Results of our analysis show that paywalls are very popular among news sites, where publishers can provide frequently updated and high quality content. We also see that paywalls differ in use across between countries, and that, despite several high profile exceptions, publishers with high Alexa ranks are skeptical about using paywalls. We also see a significant 25% of paywalled sites outsource their paywall implementations (along with user tracking and access control enforcement responsibilities) to third-parties.
3. We perform an in depth analysis of a sampled subset of paywalls, to determine the distribution of paywall policies, the diversity of paywall providers and implementations, and how frequently paywalls can be circumvented, using a variety of popular techniques.
4. We measure the privacy implications of paywall systems by purchasing subscriptions to 5 popular paywalled sites, and measuring the difference in requests to ad-and-tracking related libraries. Our aim is to assess if premium users are able to “pay for privacy”, and receive



(a) Truncated article in Wall Street Journal.



(b) Obscured article in Miami Herald.

Figure 1: Examples of a raised paywalls in major news sites. Paywalls may be enforced in different ways to deny access to articles to non-subscribed users.

an ad- and trackers- free experience with their subscription. We show that publishers continue using ads and tracking tools to monetize their content, even when the user has already paid for access.

2 Background

Paywalls have recently become a popular monetization strategy for websites, as publishers attempt to become less dependent on advertising. By “paywall” we mean a range of strategies to gate access to content until users pay for it, possibly after allowing the user to view some content for free. Figure 1 shows a typical example of a paywall, where a publisher is blocking access to their content till the user pays. To apply access control, paywalls track the behavior of the user in order to assess at any time how much time has she spent on the website, if she is a subscribed user, how many articles has she read so far, how many times has she visited the website.

2.1 Types of Paywalls

We propose a simple taxonomy of paywalls, based on how restrictive they are: (i) *hard paywalls*, where users cannot gain any access to a site without first purchasing a subscription (e.g., time-pass, monthly or annual subscription) and (ii) *soft paywalls* that allow limited free of charge viewing for a specific amount of time (e.g., 5 free articles per month per user).

Hard Paywalls: Hard paywalls require a paid subscription before any of the publisher’s online content can be accessed. For example, the Financial Times requires a subscription before the user can read even a single article. Hard paywalls are usually deployed by publishers that (i) dominate their market, (ii) provide an added value in their content, capable of convincing readers to pay or (iii) target a very specific and niche audience. Such a strategy runs the risk of deterring users and thereby diminishing the publisher’s influence over all. As reported in [31], the introduction of paywall in The Times resulted in a severe 90% traffic drop.

Soft or Metered Paywalls: Soft or metered paywalls limit the number of articles a viewer can read before asking (or, in some cases, requiring) a paid subscription. Unlike hard paywalls, soft paywalls use the free articles as a showcase to allow consumers to make a decision on whether they like the content and, if so, purchase a subscription. Access control in soft paywalls is enforced (via a JavaScript snippet on the user-side) either by measuring (i) the number of articles a user has accessed (*view-based paywall*: e.g., [medium.com](https://www.medium.com) allows 3-free articles/month) or (ii) the time a user spends in browsing the website’s articles (*time-based paywall*: e.g., [salon.com](https://www.salon.com) provides time passes for its ad-free version).

As with hard paywalls, a publisher’s web traffic can also be affected by the installation of soft paywalls. For example, traffic to the New York Times declined by 5% to 15% after the installation of its soft paywall [40, 48]. Over all though, less users are discouraged by soft paywalls. On average, 58.5% of visitors continue viewing a website after hitting a soft paywall [24], compared to only 15-20% of visitors staying on the site after hitting a hard paywall.

3 Paywall Case Study

We begin our exploration of paywalls with a detailed case study of a popular paywall system. We start with this case study for two reasons: first to introduce the reader to how paywalls work, and second, to document the kinds of privacy affecting behaviors paywalls rely on to impose their policies.

We select Tinypass for our case study for several reasons. First, it is one of the most popular third-party paywall providers, so understanding how Tinypass works provides a good understanding of the kinds of paywall code users are

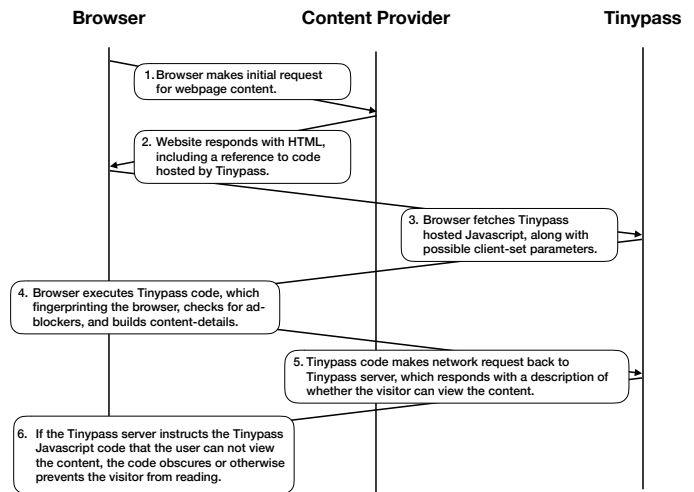


Figure 2: High level overview of the core functionality of a paywalled website powered by Tinypass.

likely to experience. And second, it allows for deployments as a configurable, paywall-as-a-service, allowing publishers (blogs, news sites, magazines, etc.) to impose a variety of hard-and-soft paywall policies.

The following case study of TinyPass analyzes (i) the functionality of Tinypass’s paywall-as-a-service product, (ii) how Tinypass integrates with publisher content, and (iii) how Tinypass identifies and monitors the content the site visitor consumes. There are many different configurations, versions, and ways of running Tinypass. The rest of this subsection describes a common Tinypass configuration.

A user’s interaction with Tinypass occurs in the following six stages, corresponding to those detailed in Figure 2.

Step one. At some point prior to the user’s visit, a content publisher first creates an account at Tinypass, where they describe the subscription policies they wish to enforce, and generate the keys and identifiers used to enforce their paywall and track visitors. At some later point, the user’s browser makes a request to a website where the owner has installed Tinypass.

Step two. The website responds with the HTML of their page content, including a reference to the Tinypass JavaScript library, hosted on Tinypass’s servers. The content provider’s response may also include optional, customized parameters that allow Tinypass to integrate with other services, like Facebook and Google Analytics. At the time of this writing, Tinypass’s code is hosted at <https://code.tinypass.com/tinypass.js>.

Step three. The initial, request is made to Tinypass’s server, which responds with a bootstrapping system, providing basic

```

var _getFingerprint = function () {
  if (fingerprint) {
    return fingerprint;
  }
  var fingerprint_raw = _getLocality();
  fingerprint_raw += _getBrowserPlugin();
  fingerprint_raw += _getInstalledFonts();
  fingerprint_raw += _getScreen();
  fingerprint_raw += _getUserAgent();
  fingerprint_raw += _getBrowserObjects();
  fingerprint = murmurhash3.x64hash128(
    fingerprint_raw);
  util.debug("Current browser fingerprint is: "
    + fingerprint);
  return fingerprint;
};

```

Listing 1: Excerpt of Tinypass’s fingerprinting JavaScript.

routines for fetching the main implementation code, helper libraries, and utilities for rate limiting and fingerprinting. Depending on the particular deployment, minified versions of this code also includes common utilities, like CommonJS-style dependency tools, crypto libraries, etc.

Step four. On execution, the full (post-bootstrap) Tinypass library performs a number of privacy-concerning checks. First, Tinypass attempts to determine if a site visitor is part of an automation system, such as a Selenium, PhantomJS, or WebDriver client. In addition, it attempts to determine if the user has an ad-blocker installed. Interestingly, Tinypass not only detects if the user currently has an ad-blocker installed, but also if the visitor has changed their ad-blocker usage (e.g., the user had an ad-blocker installed on a previous visit, but not longer does, or vice versa).

Tinypass then generates a user fingerprint, implemented with the code hosted at <https://cdn.tinypass.com/api/libs/fingerprint.js>. The Tinypass fingerprinting library (excerpted in Listing 1) hashes together a number of commonly known semi-unique identifiers (installed plugins, preferred language, installed fonts, screen position, user agent, etc.) to build a highly unique identifier, hashed together using the MurmurHash3 hash algorithm¹). The result is an identifier that is consistent across cookie-clears, and so which can re-identify users attempting some evasion techniques. Tinypass also reads, if available, a first-party cookie the library also uses to identify users. When available, this cookie is used in place of the above fingerprint, to track how much content the user has visited.

Step five. Next, the Tinypass library gathers the above information, combines it with values about the page, derived fingerprinting values, the date, and other similar data, and POSTs them to a Tinypass endpoint https://experience.tinypass.com/xbuilder/experience/execute?aid=*, which records information

¹<https://github.com/aappleby/smhasher/wiki/MurmurHash3>

```

...
"trackingId": "{jcx}
  H4sIAAAAAAAAAAI2QW2vCQBCF_8s...",
"splitTests": [],
"currentMeterName": "DefaultMeter",
"activeMeters": [
  {
    "meterName": "DefaultMeter",
    "views": 0,
    "viewsLeft": 4,
    "maxViews": 4,
    "totalViews": 0
  }
],
...

```

Listing 2: Excerpt of returned Tinypass end point data (meter is Tinypass’s terminology for a counter describing how much more un-paywalled content a user can view).

about the page view. The server then returns a JSON string describing a variety of information about the page view, and excerpt of which is presented in Listing 2. This JSON string includes a wide variety of both user-facing and program-affecting values, including how many more pages the user is able to visit before the paywall is triggered, possibly new identifiers to rotate on the browsing session, whether the user has logged in and is known to Tinypass (e.g. the user logged in on a different domain owned by the same publisher).

Step six. Finally, Tinypass enforces the paywall-protected policy. The code, client-side, uses the above response to decide how to respond to the page view, possibly by obscuring page content or presenting a subscription offer dialog (by default, Tinypass offers pre-made-but-configurable modal and “inline“ dialogues the website can check from). In the pages we observed, Tinypass only enforced subscription requirements (i.e., preventing users from viewing content) after the above check was completed. A side effect of this implementation decisions is that Tinypass’s restrictions can be circumvented by blocking the Tinypass library (see Section 6).

4 Paywall Detection Pipeline

This subsection presents the design and evaluation of PayWALL-E: a ML-based detection system to identify if a website uses a paywall. At a high level, PayWALL-E consists of two components: (i) a crawling component, that visits a subset of pages on a site and records information about each page’s execution, and (ii) a classifier, that extracts features from the raw data gathered in the crawling step, and uses them to predict if the site uses a paywall. PayWALL-E visits multiple child pages (up to 20) on each site, under a variety of browser conditions. PayWALL-E replicates viewing patterns that might cause a paywall to be deployed, and then attempts

to detect the paywall’s presence by looking for page content that was visible on previous visits, but is no longer visible.

For classification, PayWALL-E uses features related to user visible page behavior, instead of JavaScript code structure, network requests, or other techniques commonly used in web measurements for several reasons. First, we expect that page behavior features are more difficult for websites to evade detection; evading detection would require reducing enforcement. Second, attempting to identify paywalls based on their implementing JavaScript code would be difficult to scale (since it would require manually labeling thousands of difficult to decipher, often minified and packed, JavaScript code units), and would not be able to identify paywalls that are enforced at the server level. Third, attempting to identify paywalls based on network behavior (e.g., communication with servers related to paywall providers) would miss both trivial and common URL based evasion strategies (e.g., domain generation algorithms, serving code from CDNs), and would have difficulty identifying first party or otherwise uncommon paywall systems.

The remainder of this section proceeds as follows. We first describe some aspects of identifying paywalls that makes the problem difficult and novel. Second, we describe the collection and labeling of a ground truth dataset, consisting of manual determinations of whether 300 websites include a paywall system. Third, we describe the features used in PayWALL-E, along with the system built to extract those features from websites. We conclude with an evaluation of PayWALL-E’s accuracy and performance. We give some areas for future improvement in Section 8.

4.1 Methodological Challenges and Limitations

Though simple in concept, there are aspects of how paywalls work on the web that make them difficult to detect in the common case. This subsection presents aspects of paywall identification that make paywalls difficult to identify with automated techniques, and how we addressed these problems in our approach.

4.1.1 Paywall Policy Diversity

First, paywalls are designed to enforce a broad range of policies, which make it tricky to define a single tool to identify the entire possible policy space. Some paywalled sites apply restrictions after a user has viewed a set number of unique pages. Other paywalls restrict the user after a given number of views (regardless of whether the user is viewing distinct pages, or viewing a single page multiple times). Still others apply restrictions immediately, never allowing an unpaid visitor to see a complete article.

PayWALL-E attempts to account for a wide range of paywall policies through careful feature selection. We select

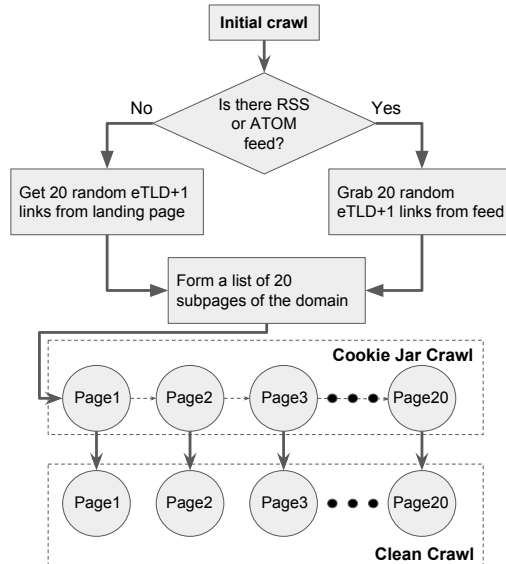


Figure 3: Data collection steps of PayWALL-E’s crawling component. There are 3 different crawls per website: (i) the *Initial Crawl* where a list of children is formed, (ii) the *Cookie Jar Crawl*, where each of the children is crawled sequentially within the very same browsing session and (iii) the *Clean Crawl*, where each child is crawled within a fresh browsing session (i.e. a “clean” cookie jar).

features associated with paywalls that are enforced immediately (e.g., the presence of subscription related text in the content-bearing section of the document), paywalls that are enforced after subsequent views (e.g., whether the number of visible text nodes decreases after revisiting a page), and paywalls that are enforced after visiting different pages on the site (e.g., visiting a large number of pages on the site in sequence, using a common cookie jar).

4.1.2 Client Fingerprinting

A second challenge in programmatically identifying paywalls is the need to avoid the fingerprinting (i.e., client identifying) techniques deployed by paywalls. Many paywall libraries, such as the one described in Section 3, attempt to identify users across page views, even after the user has cleared cookies, or taken other similar steps. Examples of such passive fingerprinting techniques include font detection, canvas painting discrepancies and viewport dimensions.

Such fingerprinting techniques make automated detection difficult. Many of the features in PayWALL-E depend on being able to visit a site until the paywall has been deployed, and then revisiting the site to take measurements of the same pages without a paywall in place. A site that could detect that we were revisiting the same pages, even after resetting the browser’s typical identifiers (e.g., cookies) would continue paywall enforcement even in the new browsing session,

significantly impacting our measurements.

PayWALL-E’s crawling component attempts to evade such passive fingerprinting techniques in several ways. First, we go beyond just resetting cookies between page views; subsequent page measurements are taken in a completely new browser profile, resetting not just cookies, but other sources of passive identification (e.g., network and JavaScript cache states, etc.). Second, where possible, we vary the values of known pseudo-identifiers, such as the height and width of the browser’s viewport, to further reduce the chances of re-identification. Third, we are careful to avoid any crawler configuration that would place our browser in a smaller anonymity set (and thus, make subsequent page visits easier to tie back to previous browsing sessions). Most significantly here, we took care to only install stock fonts in our crawling infrastructure, and to not have any uncommonly available fonts on the system that would cause our crawlers to stick out.

4.1.3 Protected page selection

A third challenge in automated paywall detection is determining which pages are protected by the paywall, and which users can visit freely. A site, for example, may wish to limit access to its most recent sports news, but allow users to visit their privacy policy without paywall-style interruptions. The challenge then is to only extract features from pages very likely to be “protected” by the paywall, or, failing that, extract features from enough pages that the paywall will be triggered nevertheless for a significant number of measured pages.

Our system addresses this problem in two ways. First, we build on the intuition that sites are most likely to place recently generated, and recently promoted, content behind paywalls. To capture this intuition, our paywall crawler and feature extractor looks to see if the site has an RSS or Atom feed, and if so, crawls those pages. This provides a simple, site-labeled way of focusing on content bearing pages, and avoiding pages not likely to be paywall protected (e.g., index pages, login pages, legal policies). Second, we crawl a large number of child pages (twenty) on each site, increasing the likely hood of selecting enough paywall-protected pages to trigger paywall enforcement, even when RSS/Atom “hints” are not available.

4.2 Obtaining Ground Truth

The first step in the construction of our automated paywall detection pipeline was to collect a dataset of 300 of the most popular news sites worldwide and manually label whether each site used a paywall system. This was achieved by fetching the landing page, and then manually browsing sequentially 20 first party (i.e. eTLD+1) articles while visually checking for a raised paywall. We find that 34.3% of the tested websites deploy a paywall, out of which 1.33% raise a paywall only in case of visitors with an installed ad-blocker. For each

paywalled website, we measure the number of free articles allowed and how policies are enforced. Examples of such enforcement mechanisms include truncating article text (e.g. Figure 1a), obscuring the requested article with a modal popup or call to action, often with prominently featured login/subscribe buttons (see Figure 1b) or by redirecting the user to the subscription page.

These measurements (binary labels of whether each of the 300 websites used a paywall, along with the paywall policies and enforcement techniques) comprised our ground truth dataset, which we used to train and evaluate PayWALL-E.

4.3 PayWALL-E: System Design

PayWALL-E operates in three steps. First, the crawling component uses an automated, instrumented version of Chromium to visit a set of pages on a website, recording information about the page’s structure and requested sub-resources in a database for later evaluation. Second, the system evaluates the information recorded in the database, extracting 83 features from the recorded data. Last, we use these extracted features as inputs to a trained random forest classifier to estimate whether the measured site uses a paywall. The remainder of this subsection provides details about each step in the PayWALL-E’s design.

4.3.1 Crawling Methodology

As depicted in Figure 3, the first step of the pipeline is to crawl the site being tested, using an automated, instrumented version of Chromium. Each website is crawled in three stages: (i) an *initial crawl*, (ii) a *cookie jar crawl*, (iii) and a *clean crawl*. All crawls are deployed from AWS IPs using Amazon’s Lambda infrastructure. A beneficial side effect of using Lambda, instead of (for example) a single EC2 instance, is that crawlers launched from distinct Lambda invocations may be launched from different IP addresses, giving some limited IP diversity and frustrating some site fingerprinting attempts.

Crawling Step 1: Initial Crawl. The crawler begins by visiting the landing page of a domain. The crawler waits until two or less network connections are still open (to prevent the crawler from waiting forever in the case of persistent or continuous browser requests), or for 30 seconds, whichever occurs first. This time limit allows the page to fetch needed sub resources and run needed JavaScript to fully render the page. The crawler then waits a further ten seconds to allow any fetched JavaScript to finish execution. The crawler then scrolls the viewport down a full length (i.e., the “page down” key) to trigger page events related to user interaction, and waits a further five seconds.

Next, the crawler attempts to determine which child pages on the site are likely to be paywall protected (if any). The crawler attempts to find 20 child links on the same site (i.e.,

eTLD+1) using the follow steps. First, check if the site has either an RSS or ATOM feed. If so, select up to the first 20 eTLD+1 links advertised in the feed. Next, if the page does not have a RSS or ATOM feed, or if the feed has less than 20 same page links, continue selecting randomly from the set of eTLD+1 URLs referenced in *<a>* tags on the landing page until all *<a>* referenced URLs have been exhausted, or a set of 20 child pages has been selected.

The crawler then records the initial and final HTML text of the page, along with the URL and body of all JavaScript, CSS and child document (i.e., *iframe*) files fetched during the pages execution (along with noting the frame each sub resource was fetched and evaluated in). Before saving the main document’s final HTML though, the crawler annotates each node in the document, noting whether the node was in the browser’s viewport, the z-index of each node, and whether the node is obscured behind another node (e.g., the node is visible but behind an overlay). The content of the browser’s cookie jar is also recorded after the initial page view.

Crawling Step 2: Cookie Jar Crawl. Next, the crawler visits each of the selected child pages, all in the same browser session (and so, same cookie jar) as the initial crawl. The goal of this stage of the crawl is to try and trigger the site to enforce the paywall at some point on the 20 measured child pages. Each child page is loaded just as with the initial crawl, allowing the page to load for the same amount of time, recording the source and body of each JavaScript, CSS and child document as above, and annotating the page’s final HTML state in the same manner, etc. We again note that each of the maximum 20 pages are visited in the same profile and cookie jar during this step in the crawl. Again, too, the state of the cookie jar is recorded after each page is executed and recorded.

Crawling Step 3: Clean Crawl. Finally, the crawler revisits each of the max–20 child pages, but this time visiting each page, each in a clean browser profile, with no cookies, cached data, or similar remaining. Steps are also taken to try and evade site fingerprinting (e.g., making small modifications to the viewport’s height and width, launching each clean crawl from distinct AWS Lambda invocations to possibly record from a different IP address).

The goal of revisiting each page in the *clean crawl* stage is to get a recording of each page without a paywall being triggered. The ideal scenario (from the perspective of getting a clear signal to classify against) is to record the same page twice, once with the paywall up in the *cookie jar crawl* stage, and again without the paywall, in the *clean crawl* stage. While our classifier does not depend on such scenarios being triggered, several of the selected features (discussed in detail in Section 4.3.2) are designed to capture this kind of sequence.

Again, each pages’ initial and final HTML is recorded, along with the URL and bodies of JavaScript, CSS and child documents, and again the nodes in the final HTML docu-

Text Features	
Has “subscription” tokens in main body text	bool
Has “subscription” tokens in popup	bool
Has “subscription” tokens anywhere on the page	bool
Structural Features	
Max / mean text nodes on child pages	int
Max / mean change in text nodes between conditions	int
Max / mean text nodes in main body content	int
Max / mean change in text nodes between in main body between conditions	int
Has RSS or ATOM feed	bool
Display Features	
Change in num of obscured text nodes between conditions	int
Change in num of obscured text nodes in main body content between conditions	int
Change in num of obscured text nodes in overlays between conditions	int
Change in num of z-index’ed text nodes between conditions	int
Change in num of z-index’ed text nodes in main body content between conditions	int
Change in num of z-index’ed text nodes in overlays between conditions	int

Figure 4: Sample of features used for by PayWALL-E paywall detector. Here, the phrase “subscription” tokens refers to the strings “sign up”, “remaining”, and “subscribe”, translated in 88 different languages. “Between conditions” means between the “cookie jar” and “clean” measurements of each page.

ment are annotated with whether each is in the viewport, is obscured, and its z-index value.

4.3.2 Feature Extraction

The second stage of our detection pipeline is to use the crawl data described in Section 4.3.1, and extract measurements that are fed into the ML classification algorithm in the next step. Each feature is intended to capture some intuition about how paywalls are frequently deployed. We use a ML classification approach, instead of a strict algorithmic approach, to better account for the diversity of deployed paywall strategies.

Figure 4 presents a sample of the features used in our classifier. The following text is intended to provide a high level description of the intuitions that guided our feature selection.

Several features use a “readermode” version of page, or a subsection of the document identified as the “main content” in the document, or the content thought to be stripped of page “boilerplate” elements, like advertisements, navigation elements, and decorative images. While there are many different “readermode” identification strategies [23], in this work we use Mozilla’s “Readability.js”² implementation, because of its ease of use. We expect using other “readermode” strategies would work roughly as well.

Text Features. The first set of features used in our classifier

²<https://github.com/mozilla/readability>

Parameter	Value	Metric	Value
Max Depth	10	TP rate	50.3%
Min Features Split	3	FP rate	7.0%
Num Estimators	200	Precision	77.0%
Max Features	9	Recall	77.0%
		F-Measure	75.0%
		AUROC	0.68

Figure 5: Hyper parameters for paywall detection random forest classifier.

Figure 6: Weighted average of the performance of our RF classifier, after k=5 cross-fold validation.

focus on the text of the page, and target idioms that are used to describe how much remaining content a user can view before a paywall is imposed, and how a visitor can avoid the paywall by purchasing access to the content. The crawler looks for the phrases “subscribe”, “sign up” and “remaining”, first in the “readermode” subset of the page, then in any overlay or popup elements in the page (e.g., elements that have, or are children of elements that have, x-index values greater than zero), and finally appearing anywhere in the page. These three checks are performed both in “cookie jar” recordings for each page, and the “clean crawl” recording. We also looked for translated (from the Google Translate service) versions of these strings in 87 languages other than English, to attempt to handle sites in other languages. Some possible short comings of this approach are discussed in Section 4.1.

Structural Features. Other features used by our classifier target how measured websites are constructed, independently of the specific text contained or presentation decisions. Examples of such features include whether the website has a RSS or ATOM feed for syndicated content sharing, changes in the number of text nodes present in the page between the “cookie jar” and “clean crawl” versions of the page, how many of the measured pages on the site contain a “readermode” subset, and the average and maximum difference in the amount of text in the document, in the “readermode” subset, between “cookie jar” and “clean crawl” measurements.

Display Features. The final category of features used in our classifier focus on visual aspects of measured pages, and how those visual aspects change between the “cookie jar” and “clean crawl” measurements for each child page. For example, we measure how many text nodes are obscured, and the average and maximum change in obscured text nodes between the two measurements for each page. This feature is intended to catch instances of paywalls that prevent users from reading page content through popups or similar methods. Another display feature is the number, and change in text nodes in the browser viewport on initial page load, and number of text nodes (regardless of text content) appearing in overlay (i.e., z-index great than zero) page elements.

Data	Volume
Websites recorded	4,951
Unique pages recorded	91,449
Manually labeled sites	300
Paywalls Observed	
Paywalled sites in ground truth	34.3%
Paywalled sites in Alexa News 1k	33.4%
Paywalled sites in Alexa Global 1k	7.6%
Paywalled sites in Alexa France 1k	3.6%
Paywalled sites in Alexa Great Britain 1k	4.2%
Paywalled sites in Alexa Australia 1k	4.1%
Unique paywalled sites	491

Figure 7: Summary of our dataset.

4.3.3 Classification Algorithm and Detection Accuracy

Our classifier uses a Random Forests (RF) algorithm, selected both for speed and ease of interpretation. We use the *RandomForestClassifier* implementation provided by the popular SciKit-Learn³ python package, and optimized a 5-fold evaluation using the *GridSearchCV* class provided, considering the 83 features discussed previously. In Figure 5, we include the selected hyper parameters we used.

In Figure 6 we present the accuracy measurements of our classifier after a 5-fold cross validation. Our classifier achieves average precision of 77.0%, recall of 77.0% and an area under the receiver operating characteristics (AUROC) of 0.68. The above performance results regard the use of the entire set of extracted features. Further analysis on feature selection to identify the features which contribute most to the prediction output, along with future efforts to address the kinds of issues discussed in Section 8, can significantly increase the overall accuracy of the RF model. Therefore we consider the current performance of our classifier as the basis for further research.

5 Paywall Analysis

Next, we run PayWALL-E across the: (i) top Alexa News 1k, (ii) top Alexa Global 1k, and three country lists: (iii) top Alexa Great Britain 1k, (iv) top Alexa France 1k, (v) top Alexa Australia 1k, resulting in a dataset of 4,951 sites. In Figure 7, we present a summary of our dataset. Together with the manually labeled set, our dataset contains 491 unique paywalled sites.

5.1 Prevalence

From Figure 7, we see that 7.6% of websites in the top 1,000 Alexa Global sites have paywalls deployed, when the same

³<https://scikit-learn.org/stable/index.html>

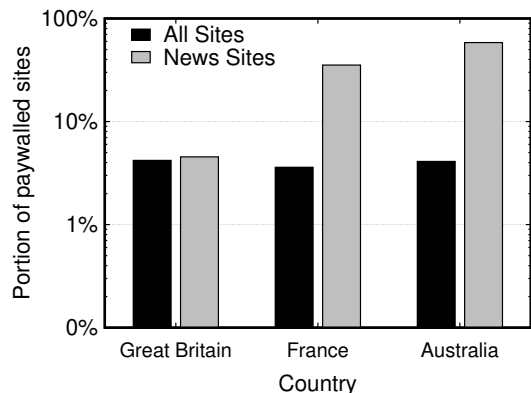


Figure 8: Portion of paywalled sites per country. Although News sites in Great Britain follow the overall paywall adoption rate, in France and Australia the adoption of paywalls is far higher in News sites with 35.29 and 58.33% respectively.

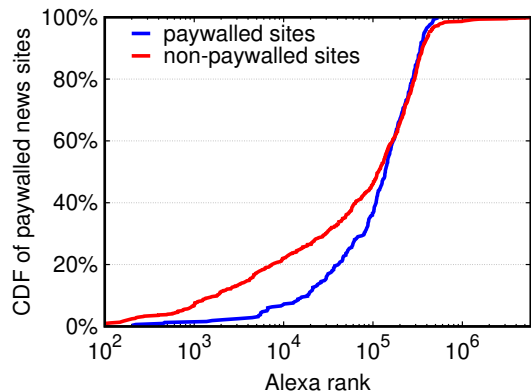


Figure 9: Distributions of the Alexa rank of each of the paywalled and non-paywalled News site in our dataset. Although the median paywalled News site and the median non-paywalled News site are almost equally popular, News sites of around 10,000 Alexa rank tend not to use paywalls.

percentage in the top 1,000 Alexa Great Britain is 4.2%, in top 1,000 Alexa France it is 3.6% and in top 1,000 Alexa Australia it is 4.1%.

Paywalls appear to be more popular among news sites than sites in general. 33.4% of the top 1,000 global news sites (also ranked by Alexa) use paywalls, compared to only 7.6% of the top 1,000 websites. Such a tremendous difference may be due to paywalls being more effective on websites that provide frequently updated, and high quality content.

Paywall Use Across Countries. In Figure 8, we plot (in black) the fraction of paywalled sites per three Alexa country-specific top lists: Great Britain, France and Australia. We compare this to a grouping of sites in the Alexa top news sites by country, and plot (in grey) the fraction of paywalled websites for each of the above countries. In other words,

the black bar gives the percentage of sites in the country’s Alexa top list that use paywalls, and the grey bar gives the percentage of sites for that country in the Alexa global top 1,000 news list that use paywalls.

We find that in Great Britain, news sites and other sites seem to have similar uptakes in paywall adoption (4.54 of popular news sites in Great Britain use paywalls, compared to 4.2% of sites over all). In France and Australia, paywalls are much more popular with news sites than sites in general. 35.29 and 58.33% of news sites in France and Australia, respectively, use paywalls.

Paywall Use Across Popular Sites. In the next measurement, we set out to explore the correlation between paywall adoption and website popularity across the Alexa top 1,000 News sites of our dataset. In Figure 9, we plot the distributions of the Alexa rank of each of the paywalled and non-paywalled sites in our dataset. Although the median paywalled site and the median non-paywalled site are almost equally popular, we note that *the most popular sites tend not to use paywalls*. Such a phenomenon is verified also by other studies [12], where authors find that big broadcasters offer free access to their digital news. This can be justified by the fact that such popular sites can get a lot of views and thus (still) large enough revenues from advertisements.

5.2 Applied Policies

During our manual labeling we observe that: 66.7% have soft paywalls deployed, 15.7% have hard paywalls, and there is hybrid of 16.6% that has only a set of articles (hard) paywalled. In addition, we measure the distribution of paywall enforcement techniques. Despite the heterogeneity of the paywall implementations, we see only three approaches used to enforce a paywall: (a) by truncating or (b) by obfuscating the article, or by (c) redirecting the user to the subscription page.

We measure the popularity of each of the above approaches in our ground truth dataset and Figure 10 presents the results. The largest percentage (48%) of the websites in our ground truth dataset obfuscate (usually with a pop-up) or truncate (44%) the article the user has not yet access to. Only a few (8%) redirect the user to a login/subscribe page.

Apart from the policies regarding the paywall enforcement, each publisher can apply its own policy regarding the number of free articles a visitors may read (usually per month) before facing the paywall. The number of free articles is zero by default for hard paywalls, while it varies for soft paywalls depending on the publisher decision. A small number of articles given for free may not be enough for a user to get convinced to paying for content. On the other hand, a large number of articles may allow users to cover their information needs without requiring to pay.

In Figure 11, we plot the distribution of how many free articles we were able to consume before hitting a soft paywall

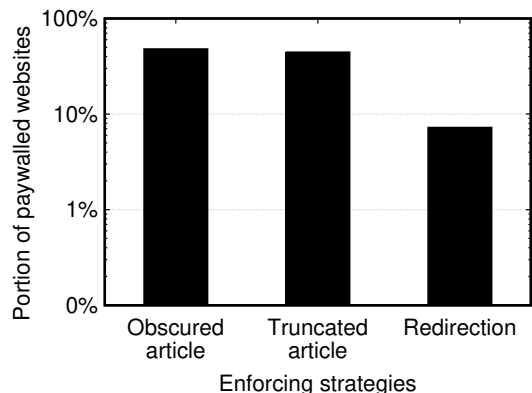


Figure 10: Popularity of the different paywall enforcing policies. Most of the publishers prefer to obfuscate (48%) or truncate (44%) the article the user has not yet access to.

during our manual labeling. The Figure shows that the median soft paywalled website allows 5 articles to be read for free when there is a large 20% that allows only 3 articles.

5.3 Third Party Paywall Libraries

During the manual labeling we performed to collect our needed ground truth (see Section 4.2), we found a significant number of websites outsourcing their paywall functionality to third parties. We compose a list of all third party domains hosting paywall libraries in our ground truth dataset.

Next, we use this list which includes 35 unique third party domains to measure the portion of sites that use third party hosted paywall libraries. Specifically, we use this list to filter the traffic of each of the paywalled sites in our dataset, thus detecting when the JavaScript library is being fetched from the provider’s domain. We find that at least ⁴ 25% of the paywalled websites outsource this functionality to third parties.

In Figure 12, we plot the popularity of each provider in our dataset; BlueConic and Piano’s Tinypass paywall providers dominate by owing the largest share of the market (39.3% and 38.2% respectively), and Tecnavia’s NewsMemory follows with 11.4%. It is interesting to report that the `trbas.com` domain (8.4%) that hosts third party paywall library is included in the EasyPrivacy filter list [22].

6 Paywall Reliability and Circumvention

The increase of paywalls as a monetization strategy has led to the development paywall bypassing tools. Such tools are usually in the form of browser extensions ⁵ [13,25,44]. These

⁴The set of domains is manually collected so the detected percentage can be considered as the lower bound.

⁵Mozilla recently pulled some of them out of its Firefox add-ons store [16]

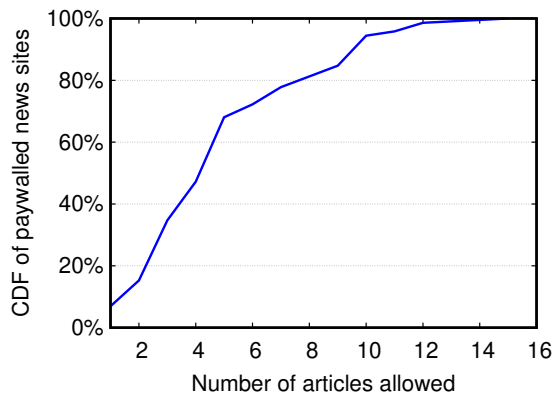


Figure 11: Distribution of the free articles allowed per user before hitting the paywall. The median soft paywalled website allows 5 articles to be read for free when there is a significant 20% that allows only 3 articles.

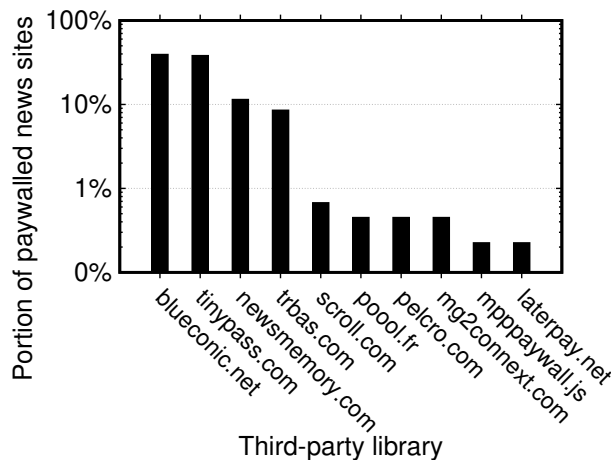


Figure 12: Popularity of third party paywall libraries in our dataset. BlueConic and Tinypass are the major players owning 39.3% and 38.2% of the market share, respectively.

tools use a variety of techniques for evading or confusing paywall systems, such as rotating the cookie jar and modifying user agent strings, among others. These tools all have the common goal of circumventing the access control policy of a website’s paywall, to allow the user to read a supposedly protected article.

As a next step, we explored how robust paywalls are to these circumvention tools, and to evaluate how well the premium content of publishers is protected against non-subscribed users. To do so, we (i) investigate the bypassing approaches each of the above paywall circumventing tool uses and (ii) we test each of these approaches across 25 paywalled news sites that we randomly selected from our dataset. This sampled subset comprises 21 soft and 4 hard paywalls on popular websites like like Wired, Bloomberg, Spectator,

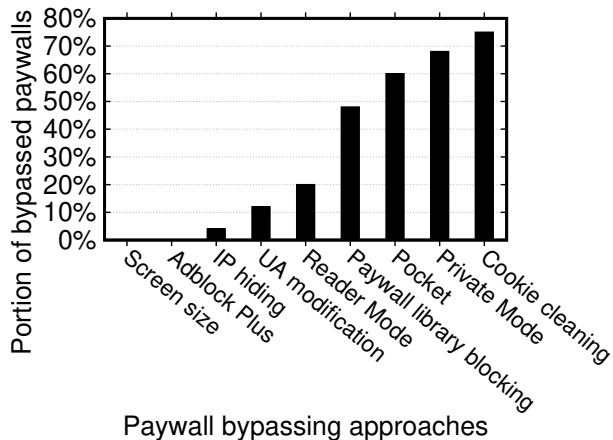


Figure 13: Success rate of the different paywall bypassing approaches. Clearing the cookie jar alone can bypass 75% of the paywalls.

Irish Times, Medium, Build, Japan Times, Statesman and Le Parisien.

We tested the robustness of each paywall system by using Chrome version 71. For each evaluated site, we (i) browsed each website till we triggered the paywall, and then (b) tested a variety of bypassing approaches in order to circumvent the paywall and get access to the locked article. The approaches we tested are listed in Figure 13, and include pre-packaged tools, fingerprint evasion techniques, and third party services. Specifically, we consider:

1. changing the screen size dimensions (i.e., change the viewport size from 1680 x 948 to 360 x 640),
2. hiding the user’s actual IP address,
3. changing the browser’s user agent string (which includes user’s OS and browser vendor/version),
4. the deployment of ad blocker (we use the popular Adblock Plus),
5. the use of Reader Mode,
6. the use of Pocket web service [53] (similar reader services one can test is also JustRead, Outline [35, 49], etc.),
7. the use of Incognito/Private Mode,
8. cleaning the cookie jar, and
9. blocking HTTP requests from possible paywall libraries.

Overall, we were able to bypass *all of the soft paywalls but none of the hard paywalls*. The reason behind that is that access control of hard paywalls seems to be performed server side. Soft paywalls, on other hand, use policy calculation to the client, and proved easily foolable.

As depicted in Figure 13, some of the approaches used by these bypassing tools have already been addressed by

paywalled websites. We see, for instance, that changing the screen size or the IP address of the user rarely affects the effectiveness of deployed soft paywalls (4% effectiveness). Another small set (12) of measured paywalls fingerprinted the user by based on the browser’s user agent. Such systems were circumventable with simple modifications to the user agent string.

A majority (75%) of soft paywalls can be bypassed by just erasing the cookie jar in the browser (in some cases erasing the first party cookie only is not enough since it gets automatically re-spawned by user fingerprinting third parties, as seen in Section 3). As a result, switching into browser’s “private browsing” modes was also sufficient to bypass most paywall. There were, however, some cases of paywalls detecting “private browsing” and refusing to serve any content to those types of users. Some paywalls also refused to serve and/or render content in “reader modes”, either first party (e.g. the reader modes shipped with Safari and Firefox) or third party (e.g. services like Pocket). Such reader-mode-detection schemes were uncommon though; switching into reader-mode circumvented paywall enforcement in 60% of cases.

Adblocking extensions, in their default configurations, had little-to-no effect on paywall enforcement. However, by using the list of known paywall libraries from Section 5 and by blocking requests to these domains we were able to bypass 48% of the paywalls without breaking the website’s main functionality.

Third parties like Google Search, Twitter, Reddit and Facebook, can also be used to gain access to some paywalled articles. Some paywalls give visitors from these large third-party systems unfettered access to their content, in pay-for-promotion initiatives. By spoofing the referrer field of the HTTP GET requests, some paywalls are vulnerable to exploiting a controversial policy [6] where publishers (for promotion purposes) allow access to articles when the visitor comes from one of these platforms (by clicking on a tweet, a post, a Google search result etc.) [7]. The upside of these mechanisms is that they can also provide access to hard paywalled articles. However, publishers like Wall Street Journal have stopped allowing such special access through their paywalls [32].

7 Privacy Vs. Payment

Many publishers still use advertisements as a monetization strategy for otherwise “free” content. One might then expect that paywall systems serve as an alternative to ad-based monetization strategies, and that users might be able to avoid the performance and privacy harming affects of web advertising and tracking by paying for paywall subscriptions. In this section we test whether paywall systems allow users to “pay for privacy”. We find that this is overwhelmingly not the case, and that users generally face as many advertising and tracking

related resources before and after paying for content behind paywalls.

To check whether paywalls allow users to “pay for privacy”, we purchased subscriptions in 5 paywalled news sites (i.e., 3 soft and 2 hard paywalls) and we examined the types of network requests and JavaScript units executed before and after paying for the subscription. Specifically, we create two personas: (i) the vanilla (non-subscribed) user and (ii) the premium (subscribed) user. By using Chrome browser, we visited each selected website, once without paying for a subscription, and again after paying for a subscription. In both situations we visited a large number of pages on each site, to generate realistically populated cookie jars, and prepared the appropriate logins for the subscribed users.

Then, we used the Disconnect plugin⁶ in a monitoring and non-blocking mode, and browsed the same child pages on each site under each of the two personas. In Figure 14, we present the average number of ad- and-tracking requests encountered in each persona. As can be seen, there is no significant difference in terms of ad or tracking related web requests. We conclude from this that, at least in our sample of payed for subscriptions, paywall systems do not allow users to “pay for privacy”; instead, paywall systems serve as an *additional* monetization strategy on top of existing advertising-based monetization strategies.

8 Discussion & Limitations

In this section, we discuss methodological challenges not only relevant to our paywall detection problem, but common to most web measurement work. We expect that future work that addresses these issues will be able to improve the accuracy of a paywall-detecting classifier, and be able to answer further questions about paywall use on the web.

IP Blocking. One complicating issue in our measurement methodology concerns our use of centralized, well known measurement IPs (i.e., AWS). Prior work [26] has documented that websites use IP blacklists (lists that include AWS IPs) to special case communication with automated crawlers. That work focused on domains that send malware to web users, but hide those malicious activities by sending benign traffic to IP addresses associated with automated measurements. We expect that many websites with paywall protected content may use similar IP-based lists to hide their content from automated measurements like ours. If this expectation is correct, we’d expect our estimates to be under-counts of how popular paywall systems are on the web. Future work could address these concerns by proxying the crawl measurements through other IP addresses, particularly those that would not be suspected to be participating in automated measurements, such as residential IP addresses.

News site	Vanilla User		Premium User	
	Ads	Tracking	Ads	Tracking
miamiherald.com	123	12	112	11
wsj.com	63	4	61	4
kansascity.com	61	9	56	6
heraldsun.com.au	171	13	169	9
ft.com	20	0	11	0

Figure 14: Network traffic for vanilla and premium user. User continues receiving the same amount of trackers and ads in the content she receives even if she has paid for it.

Browser Fingerprinting. A second complicating issue in our automated measurement strategy is core to the purpose and nature of paywalls. Some paywalls enforce their policies by detecting when the same “user” is accessing content behind the paywall frequently, and presenting different page content when that is the case. Our detection strategies depend on measuring the same pages multiple times, but under different conditions (i.e., first with a “dirty” cookie jar that has already viewed much site content and then again with a “clean” cookie jar that has not viewed previous site content). This measurement technique hinges on the website not being able to identify that the “dirty” measurement is coming from the same party as the “clean” measurement, or else the crawler would observe the same page content under both conditions, and the signal(s) the classifier depends on would be lost.

While we take several efforts to prevent websites from linking our measurement/browsing sessions together (discussed in Section 4.1.2), fully enumerating and evading the fingerprinting methods used by all paywall systems would be beyond the scope of the measurement-focused goals of this work.

Language features. A third communication in our paywall detection pipeline concerns language-specific features in our classifier. One category of feature our classifier uses is the presence of paywall and subscription related phrases (e.g., “subscription”, “signup”, “remaining”) in different parts of measured pages. These phrases are above given in English, but our goals in this work extend beyond only English language measurements; we aim to measure and compare the frequency of paywalls uses in other regions.

To this aim, we used automated translating services like “Google Translate” to translate the above mentioned phrases into 88 other languages, and searched for those strings in our documents, too. When possible, we also verified the translations with colleagues and through other contacts. However, we expect that in many cases, these automated translations will lose the meaning behind the idiom (e.g., the metaphor of “signing up” will be lost with a direct translation in some cases), which may result in under counting paywall use in

⁶Disconnect Browser plugin: <https://disconnect.me>

non-English regions.

9 Related Work

9.1 User Fingerprinting and Tracking Studies

There is a significant body of research related to the way that the user is fingerprinted and tracked on the web for monetization purposes. Bashir et al. in [4] study the diffusion of user tracking caused by RTB-based programmatic ad-auctions. Results of their study show that under specific assumptions, no less than 52 tracking companies can observe at least 91% of an average user’s browsing history. In [3] authors aim to enhance the transparency in ad ecosystem with regards to information sharing, developing a content agnostic methodology to detect client- and server- side flows of information between ad exchanges by leveraging retargeted ads. By using crawled data, authors collected 35,448 ad impressions and identified 4 different kinds of information sharing behavior between ad exchanges.

Roesner et al. in [45] propose a taxonomy to classify tracking behaviors beyond the traditional notions of first- and third-party tracking. Nikiforakis et al. in [34] analyze the code of three popular browser-fingerprinting code providers and show how websites can track the user without the use of client-side identifiers like cookies. Similarly, in [18], authors by collecting a dataset of 470k browser fingerprints, analyze the fingerprintability of browsers via the version and configuration information they transmit to websites upon request. This information includes the User Agent string, System fonts, installed plugins and plugin versions, the Screen resolution, timezone and more. Englehardt et al. in [21] perform a large scale study regarding the user fingerprinting techniques deployed across 1 million websites. The study focuses on techniques like AudioContext, Battery API, Canvas and webRTC-based fingerprinting. In addition, they studied Cookie Synchronization and the way different domains synchronize the different IDs they have set for the same users.

Cookie Synchronization is more thoroughly studied also in [38], where authors find that Cookie Synchronization increases the number of domains that track the user by a factor of 6.75 and in some cases several privacy-sensitive information (e.g., gender, birth dates, email address) may be passed to the syncing domain along with the user’s ID. They also find that this technique may increase the identifiability of the user on the web and break secure SSL sessions even if the user is browsing over VPN. In [2], Acar et al. study Cookie Synchronization together with respawning cookies and investigate how these two can form persistent cookies that users cannot abolish even after clearing their cookie jar.

9.2 Studies of the Pay Models on the Web

The recent years, alternative monetization strategies for the web and specifically paywalls have drawn the attention of the research community. For example, in [12], authors perform an empirical study of the pay models (freemium and pay-wall models) in European news. In particular, they manually analyzed a small dataset of 171 of the most important news organizations in France, Poland, Germany, Italy, Finland, and the UK. Their results show that 66% percent of the newspapers operate a pay model. In addition, authors find that all broadcasters offer free access to their digital news including both private sector broadcasters. Finally, the average price for the cheapest available monthly subscription is 13.64 euros when prices in general range from 2.10 to 54.27 euros/month.

Myllylahti et al. , in [33], explore the content which news publishers consider worthy of placing behind a pay-wall. Specifically, they analyze 614 articles from the leading Australasian financial newspapers (i.e., the Australian Financial Review (AFR) and the National Business Review (NBR)). Results show that publishers consider hard news and opinion pieces as the most valuable news commodity. In addition, as presented, AFR locked 86% of its content compared to NBR’s 41%. Carson et al. in [10] analyze selected paywalled daily news site in the United States, United Kingdom and Australia, comparing the type, pricing and audience uptake. Their results show that paywalls are part of newspapers’ toolkit for bringing in new revenue but there is no evidence to suggest they will be a standalone solution. On the other hand, in this political economic environment for mastheads, digital advertising revenues alone are also insufficient to meet the cost of providing quality journalism.

10 Conclusion

In this study, we shed light upon the rapidly increasing adoption of paywalls. By building PayWALL-E: a system to detect paywalled websites, we test a total of 4,951 top websites and we collect a set of 491 paywalled sites. Then, we perform the first of its kind large-scale analysis of paywall systems in an attempt to understand how they operate internally, how they track the user’s browsing patterns, and how prevalent they are in the ecosystem today.

The somewhat surprising results of our study show that although the prevalence of paywalls across the top sites in Great Britain reach 4.2%, in Australia 4.1%, in France 3.6% and globally 7.6%, considering the top News sites worldwide this reaches 33.4%. In addition, we see that 25% of the paywalled sites use third-party paywall libraries. These libraries are responsible of fingerprinting the user and tracking her browsing patterns, significantly downgrading user privacy. Despite the privacy concerns, we demonstrate that premium content of publishers is not even adequately protected by the current paywall deployments. We used various different approaches

one can use to effectively circumvent paywalls and we were able to bypass any of the soft paywalls we tested. Finally, we see that even after subscribing, users are still tracked by the ad ecosystem and still receive ads for the very same content they have already paid for.

References

- [1] The New York Times Company. The new york times company reports 2017 third-quarter results. <https://investors.nytc.com/investors/investor-news/investor-news-details/2017/The-New-York-Times-Company-Reports-2017-Third-Quarter-Results/default.aspx>, 2017.
- [2] Gunes Acar, Christian Eubank, Steven Englehardt, Marc Juarez, Arvind Narayanan, and Claudia Diaz. The web never forgets: Persistent tracking mechanisms in the wild. In *Proceedings of the 2014 ACM SIGSAC Conference on Computer and Communications Security*, pages 674–689. ACM, 2014.
- [3] Muhammad Ahmad Bashir, Sajjad Arshad, William Robertson, and Christo Wilson. Tracing information flows between ad exchanges using retargeted ads. In *Proceedings of the 25th USENIX Conference on Security Symposium, SEC’16*, pages 481–496, Berkeley, CA, USA, 2016. USENIX Association.
- [4] Muhammad Ahmad Bashir and Christo Wilson. Diffusion of user tracking data in the online advertising ecosystem. *Proceedings on Privacy Enhancing Technologies*, 2018(4):85–103, 2018.
- [5] Ricardo Bilton. Learning from the new yorker, wired’s new paywall aims to build a more ”stable financial future”. <http://www.niemanlab.org/2018/02/learning-from-the-new-yorker-wireds-new-paywall-aims-to-build-a-more-stable-financial-future/>, 2018.
- [6] Christian Bonnie. Google’s latest move means you actually have to pay for news. <https://www.wired.co.uk/article/google-ditches-first-click-free-policy>, 2017.
- [7] Martin Brinkmann. Read articles behind paywalls by masquerading as googlebot. <https://www.ghacks.net/2016/02/26/read-articles-behind-paywalls-by-masquerading-as-googlebot/>, 2016.
- [8] Michael Burgi. What’s being done to rein in \$7 billion in ad fraud. <https://www.adweek.com/brand-marketing/whats-being-done-rein-7-billion-ad-fraud-169743/>, 2016.
- [9] Ian Burrell. The ft will next year hit 1m subscribers, 17 years after putting up its paywall. <https://www.thedrum.com/opinion/2018/08/30/the-ft-will-next-year-hit-1m-subscribers-17-years-after-putting-up-its-paywall>, 2018.
- [10] Andrea Carson. Behind the newspaper paywall—lessons in charging for online content: a comparative analysis of why australian newspapers are stuck in the purgatorial space between digital and print. *Media, Culture & Society*, 37(7):1022–1041, 2015.
- [11] Nicholas Conley. The problem with paywalls. <https://nicholasconley.wordpress.com/2018/05/01/the-problem-with-paywalls/>, 2018.
- [12] Alessio Cornia, Annika Sehl, Felix Simon, and Rasmus Kleis Nielsen. Pay models in european news. *Reuters Institute for the Study of Journalism, University of Oxford*, 2017.
- [13] Florent Daigniere. anti-paywall. <https://github.com/nextgens/anti-paywall>, 2017.
- [14] Jerome Dangu. Uncovering 2017’s largest malvertising operation. <https://blog.confiant.com/uncovering-2017s-largest-malvertising-operation-b84cd38d6b85>, 2018.
- [15] Jessica Davies. Ghost sites, domain spoofing, fake apps: A guide to knowing your ad fraud. <https://digiday.com/media/ghost-sites-domain-spoofing-fake-apps-guide-knowing-ad-fraud/>, 2019.
- [16] Cory Doctrorow. Mozilla pulls a popular paywall circumvention tool from firefox add-ons store. <https://boingboing.net/2018/11/29/but-not-chrome.html>, 2018.
- [17] Jeff Dunn. Wikipedia is asking for donations again — here’s how much cash it already has in the bank. <https://www.businessinsider.com/wikipedia-donations-profit-money-chart-2016-11>, 2016.
- [18] Peter Eckersley. How unique is your web browser? In *International Symposium on Privacy Enhancing Technologies Symposium*, pages 1–18. Springer, 2010.
- [19] Rani Molla Edmund Lee. The new york times digital paywall business is growing as fast as facebook and faster than google. <https://www.recode.net/2018/2/8/16991090/new-york-times-digital-paywall-business-growing-fast-facebook-google-newspaper-subscription>, 2018.

- [20] eMarketer. Google and facebook tighten grip on us digital ad market. <https://www.emarketer.com/Article/Google-Facebook-Tighten-Grip-on-US-Digital-Ad-Market/1016494>, 2017.
- [21] Steven Englehardt and Arvind Narayanan. Online tracking: A 1-million-site measurement and analysis. In *Proceedings of the 2016 ACM SIGSAC Conference on Computer and Communications Security*, pages 1388–1401. ACM, 2016.
- [22] Fanboy, MonztA, Famlam and Khrin. Easyprivacy blacklist. <https://easylist.to/easylist/easyprivacy.txt>, 2019.
- [23] Mohammad Ghasemisharif, Peter Snyder, Andrius Aucinas, and Benjamin Livshits. Speedreader: Reader mode made fast and private. *arXiv preprint arXiv:1811.03661*, 2018.
- [24] Roy Greenslade. Soft paywalls retain more users than hard paywalls - by a big margin. <https://www.theguardian.com/media/greenslade/2014/nov/07/paywalls-charging-for-content>, 2013.
- [25] iamadamdev. Bypass-paywalls. <https://github.com/iamadamdev/bypass-paywalls-chrome>, 2018.
- [26] Luca Invernizzi, Kurt Thomas, Alexandros Kapravelos, Oxana Comanescu, Jean-Michel Picod, and Elie Bursztein. Cloak of visibility: detecting when machines browse a different web. In *Security and Privacy (SP), 2016 IEEE Symposium on*, pages 743–758. IEEE, 2016.
- [27] Richard Lawler. Apple seeks major newspaper allies for its subscription bundle. <https://www.engadget.com/2018/09/08/apple-seeks-major-newspaper-allies-for-its-subscription-bundle/>, 2018.
- [28] Bin Liu, Suman Nath, Ramesh Govindan, and Jie Liu. Decaf: Detecting and characterizing ad fraud in mobile apps. In *Proceedings of the 11th USENIX Conference on Networked Systems Design and Implementation*, NSDI’14, pages 57–70, Berkeley, CA, USA, 2014. USENIX Association.
- [29] Mike Mallazzo. Life after ads. <https://medium.com/s/story/life-after-ads-marc-benioff-time-magazine-ble2b32605dc>, 2018.
- [30] Mike Masnick. The media’s paywall obsession will end in disaster for most. <https://www.techdirt.com/articles/20180506/11501539779/medias-paywall-obsession-will-end-disaster-most.shtml>, 2018.
- [31] Glyn Moody. Surprise: Paywalls cause massive falls in number of visitors - and boost competitors. <https://www.techdirt.com/articles/20130920/09592024590/surprise-paywalls-cause-massive-falls-number-visitors-boost-competitors.shtml>, 2013.
- [32] Lucia Moses. The wall street journal to close google loophole entirely. <https://digiday.com/media/wall-street-journal-close-google-loophole-entirely/>, 2017.
- [33] Merja Myllylahti. What content is worth locking behind a paywall? digital news commodification in leading australasian financial newspapers. *Digital Journalism*, 5(4):460–471, 2017.
- [34] Nick Nikiforakis, Alexandros Kapravelos, Wouter Joosen, Christopher Kruegel, Frank Piessens, and Giovanni Vigna. Cookieless monster: Exploring the ecosystem of web-based device fingerprinting. In *Security and privacy (SP), 2013 IEEE symposium on*, pages 541–555. IEEE, 2013.
- [35] Outline. Outline - read & annotate without distractions. <https://outline.com/>, 2018.
- [36] Elias P Papadopoulos, Michalis Diamantaris, Panagiotis Papadopoulos, Thanasis Petsas, Sotiris Ioannidis, and Evangelos P Markatos. The long-standing privacy debate: Mobile websites vs mobile apps. In *Proceedings of the 26th International Conference on World Wide Web*, pages 153–162. International World Wide Web Conferences Steering Committee, 2017.
- [37] Panagiotis Papadopoulos, Panagiotis Ilia, and Evangelos P Markatos. Truth in web mining: Measuring the profitability and cost of cryptominers as a web monetization model. *arXiv preprint arXiv:1806.01994*, 2018.
- [38] Panagiotis Papadopoulos, Nicolas Kourtellis, and Evangelos P. Markatos. Cookie synchronization: Everything you always wanted to know but were afraid to ask. In *Proceedings of the 28th International Conference on World Wide Web*. International World Wide Web Conferences Steering Committee, 2019.
- [39] Panagiotis Papadopoulos, Nicolas Kourtellis, Pablo Rodriguez Rodriguez, and Nikolaos Laoutaris. If you are not paying for it, you are the product: How much do advertisers pay to reach you? In *Proceedings of the 2017 Internet Measurement Conference*, pages 142–156. ACM, 2017.
- [40] Ben Parr. What impact has the new york times paywall had on traffic? [stats]. <https://mashable.com/2011/04/11/new-york-times-paywall-stats/>, 2011.

- [41] Dominic Ponsford. Press gazette launches duopoly campaign to stop google and facebook destroying journalism. <https://www.pressgazette.co.uk/press-gazette-launches-duopoly-campaign-to-stop-google-and-facebook-destroying-journalism/>, 2017. 16
- [42] Gillian Reagan. Five failed paywalls and what we can learn from them. <https://www.businessinsider.com/failed-paywalls-2010-4>, 2010.
- [43] Patricio Robles. Google ditches first click free, embraces paywalls. <https://econsultancy.com/google-ditches-first-click-free-embraces-paywalls/>, 2017.
- [44] Rodrigo. Burlesco: Read news without subscribing, bypass the paywall. <https://burles.co/>, 2018.
- [45] Franziska Roesner, Tadayoshi Kohno, and David Wetherall. Detecting and defending against third-party tracking on the web. In *Proceedings of the 9th USENIX conference on Networked Systems Design and Implementation*, pages 12–12. USENIX Association, 2012.
- [46] Janko Roettgers. BuzzFeed ceo jonah peretti: Paywalls are bad for democracy. <https://variety.com/2017/digital/news/buzzfeed-jonah-peretti-paywalls-democracy-1202593489/>, 2017.
- [47] Sam Rutherford. Google thinks it can make paywalls less of a pain in the ass. <https://gizmodo.com/google-thinks-it-can-make-paywalls-less-of-a-pain-in-th-1823925612>, 2018.
- [48] Felix Salmon. The nyt paywall is working. <http://blogs.reuters.com/felix-salmon/2011/07/26/the-nyt-paywall-is-working/>, 2011.
- [49] Zach Saucier. Just read. <https://justread.link/>, 2018.
- [50] Duncan Stewart. Are consumers 'adlergic'? a look at ad-blocking habits. <https://deloitte.wsj.com/cmo/2018/04/03/are-consumers-adlergic-a-look-at-ad-blocking-habits/>, 2018.
- [51] Fitz Tepper. Facebook is now testing paywalls and subscriptions for instant articles. <https://techcrunch.com/2017/10/19/facebook-is-now-testing-paywalls-and-subscriptions-for-instant-article/>, 2017.
- [52] Shan Wang. After years of testing, the wall street journal has built a paywall that bends to the individual reader. <http://www.niemanlab.org/2018/02/after-years-of-testing-the-wall-street-journal-has-built-a-paywall-that-bends-to-the-individual-reader/>, 2018.
- [53] Nate Weiner. Pocket - put knowledge in your pocket. <https://getpocket.com>, 2007.
- [54] Wikimedia Foundation. 2016-2017 fundraising report. https://foundation.wikimedia.org/wiki/2016-2017_Fundraising_Report, 2018.
- [55] Apostolis Zarras, Alexandros Kapravelos, Gianluca Stringhini, Thorsten Holz, Christopher Kruegel, and Giovanni Vigna. The dark alleys of madison avenue: Understanding malicious advertisements. In *Proceedings of the 2014 Conference on Internet Measurement Conference, IMC '14*, 2014.