

Consideration of Thermal Hall Effect in Undoped Cuprates

Jung Hoon Han,^{1,*} Jin-Hong Park,¹ and Patrick A. Lee^{2,†}

¹*Department of Physics, Sungkyunkwan University, Suwon 16419, Korea*

²*Department of Physics, Massachusetts Institute of Technology, Cambridge, Massachusetts 02139, USA*

(Dated: September 22, 2022)

A recent observation of thermal Hall effect of magnetic origin in underdoped cuprates calls for critical re-examination of low-energy magnetic dynamics in undoped antiferromagnetic compound on square lattice, where traditional, renormalized spin-wave theory was believed to work well. Using Holstein-Primakoff boson formalism, we find that magnon-based theories can lead to finite Berry curvature in the magnon band once the Dzyaloshinskii-Moriya spin interaction is taken into account explicitly, but fail to produce non-zero thermal Hall conductivity. Assuming accidental doping by impurities and magnon scattering off of such impurity sites fails to predict skew scattering at the level of Born approximation. Local formation of skyrmion defects is also found incapable of generating magnon thermal Hall effect. Turning to spinon-based scenario, we write down a simple model by adding spin-dependent diagonal hopping to the well-known π -flux model of spinons. The resulting two-band model has Chern number in the band structure, and generates thermal Hall conductivity whose magnetic field and temperature dependences mimic closely the observed thermal Hall signals. In disclaimer, there is no firm microscopic basis of this model and we do not claim to have found an explanation of the data, but given the unexpected nature of the experimental observation, it is hoped this work could serve as a first step towards reaching some level of understanding.

I. INTRODUCTION

Traditional views on Hall effect have undergone dramatic changes over the past several decades, most prominently thanks to the observation of quantized Hall effect in two-dimensional electronic systems and subsequent realization that it is the band topology, rather than the magnetic field itself, that determines the Hall response of electronic systems [1, 2]. It became manifest over the years, both theoretically and experimentally, that even non-electronic systems support Hall-like transport of their elementary excitations such as photons [3], phonons [4, 5], magnons [6–14], and triplons [15] due to the topological character in their respective band structures or the emergent magnetic field governing their dynamics. More recently, there is growing experimental evidence of Hall-like heat (thermal) transport in magnetic materials that remain in paramagnetic, spin-liquid-like phases [16–20]. The physical picture regarding the origin of Hall-like phenomena for such correlated paramagnetic insulators remains poorly understood, as the Berry curvature effect only pertains to the band picture of weakly interacting quasiparticles. Schwinger-boson mean-field approximation was introduced in Refs. [20, 21] as a way to partly address the Hall effect in the paramagnetic phase. Magnetic materials exhibiting the thermal Hall effect are typically frustrated, with the pyrochlore or the kagome lattice structure [7, 8, 16–20] responsible for the geometric frustration, or possess significant amount of Kitaev-type interaction leading to the emergence of novel Majorana excitation [19].

With this background, the recent observation of significant thermal Hall signal in the family of cuprate compounds comes as a surprise [22]. A few salient features of the experiment may be summed up: first, the undoped antiferromagnetically ordered compound La_2CuO_4 exhibits large thermal Hall conductivity κ_{xy} in the absence of electronic charge carriers; phonon effects are ruled out by the authors; secondly, κ_{xy} is reduced in magnitude as doping increases, and even undergoes a sign change at some finite temperature, reflecting a mixed contribution of electronic and magnetic origins upon doping. For underdoped (and presumably undoped) $\text{La}_{2-x}\text{Sr}_x\text{CuO}_4$, the Hall effect is almost linear in the applied magnetic field B . Magnons, on the other hand, must have an energy gap increasing with B and lead to the suppressed Hall effect at larger B field. A general picture thus emerging is that the underdoped antiferromagnetic compound might have some non-trivial magnetic correlations, which are presumably gapless and revealed by the applied magnetic field through the transverse heat conduction.

What are the quasiparticles responsible for the observed transverse heat conductivity? First of all, the magnon in the experimental system has a sizable gap [22]. Second, even assuming this gap to be small, we expect the gap to grow with magnetic field, whereas the thermal Hall effect initially increases with applied field. There are other objections arising from purely theoretical consideration, such as the “no-go” theorem [6], disfavoring the formation of topological Hall effect in un-frustrated square-lattice magnets. A way round this “theorem” was invented recently [23], by adopting a model complicated enough to break spatial symmetries of the square lattice; such models do not seem to apply readily to cuprates, though. Despite these objections, we categorically look into the magnon-based scenario and add various tweaks to it, with the hope that one such model might capture

* Electronic address: hanjemme@gmail.com

† Electronic address: palee@mit.edu

the thermal Hall phenomenology. In conclusion, as we report in Secs. 2 and 3, the answer is negative; hardly any magnon-based scenario is likely to account for the thermal Hall effect in the square-lattice antiferromagnet. In Sec. 4 we outline a completely different scenario based on the spinon picture of magnetic excitation. Treating spin excitations in terms of fractionalized fermions known as spinons is an old idea, dating back to Anderson's RVB (Resonating Valence Bond) proposal. The task of applying the spinon idea to work out magnetic excitations in the cuprates was taken up in the past, notably in Refs. 24 and 25. We show that a small modification of this spinon model, built around the so-called π -flux phase and its Dirac-like dispersion, can lead to finite thermal Hall conductivity with temperature and magnetic field dependences similar to the those observed [22]. We emphasize that the goal of our exercise is to find a model which is capable of producing thermal Hall conductivity of the size seen by experiment. One important requirement of such model would be that the effect is linear in the applied magnetic field, as seen in the data [22]; this is a feature quite naturally embodied in our model. Nevertheless, we do not claim to understand how this model can describe the cuprates. In particular we do not know how it can co-exist with Néel ordering in the insulator. We feel, however, that the experimental results are so unexpected that our modest goal can hopefully be the first step towards an explanation.

Inspired by the same experiment, a recent preprint [26] also discussed the thermal conductivity in a spinon model, but they chose bosonic spinon and as such their treatment is complementary to our fermionic spinon model. A number of their models explicitly breaks time reversal symmetry and has net spin chirality spontaneously generated. These model will not have thermal Hall effect that is linear in magnetic field and generally speaking hysteresis may be expected.

II. MAGNON THEORY OF THERMAL HALL EFFECT IN SQUARE-LATTICE ANTIFERROMAGNET

We begin by (re-)visiting the well-known microscopic $S = 1/2$ spin Hamiltonian of the cuprates

$$H = J \sum_{\langle ij \rangle} \mathbf{S}_i \cdot \mathbf{S}_j + \sum_{\langle ij \rangle} \mathbf{D}_{ij} \cdot \mathbf{S}_i \times \mathbf{S}_j - \mathbf{B} \cdot \sum_i \mathbf{S}_i. \quad (2.1)$$

In addition to the familiar spin exchange J , we allow the Dzyaloshinskii-Moriya (DM) interaction, originating from the small buckling of the oxygen atom out of the CuO_2 plane [27, 28], and the Zeeman interaction. The DM vectors as dictated by symme-

try consideration were first worked out by Coffey *et al.* [29]: $\mathbf{D}_{i,i+\hat{x}} = \sqrt{2}D(-1)^i(\cos\theta_d, \sin\theta_d)$, and $\mathbf{D}_{i,i+\hat{y}} = -\sqrt{2}D(-1)^i(\sin\theta_d, \cos\theta_d, 0)$. The ordered spins are forced to lie in the CuO_2 plane due to the DM interaction, with a small out-of-plane ferromagnetic component also dictated by the same interaction. The mean-field ansatz can be chosen as

$$\langle \mathbf{S}_i \rangle = \mathbf{n}_i = n_0 \hat{z} - n_1 (-1)^i \hat{a}. \quad (2.2)$$

It proves convenient to work with a new pair of orthonormal axes $\hat{a} = (1, 1)/\sqrt{2}$, $\hat{b} = (-1, 1)/\sqrt{2}$ instead of \hat{x} , \hat{y} axes which extend along Cu-Cu directions. An orthonormal triad is formed by $\hat{a} \times \hat{b} = \hat{z}$. The mean-field energy comes out as

$$E = 2J(n_0^2 - n_1^2) - 4D(\cos\theta_d - \sin\theta_d)n_0n_1 - Bn_0. \quad (2.3)$$

The Zeeman energy scale at $B = 10\text{T}$ is only a meV, whereas the DM energy may be several meV in the cuprates. As a result, the canting angle θ_c defined as $(n_0, n_1) = (\sin\theta_c, \cos\theta_c)$ is dictated by the ratio D/J , and not so much by the Zeeman field. Minimizing the energy E with respect to the canting angle θ_c gives

$$\tan 2\theta_c = (D/J)(\cos\theta_d - \sin\theta_d) \quad (2.4)$$

at $B = 0$. The sign of the DM energy D and the angle θ_d are chosen in such a way that the canting angle is positive, $\theta_c > 0$.

Next we introduce a general formalism that allows one to convert the spin Hamiltonian (2.1) to a magnon Hamiltonian, defined around a mean-field ground state given in (2.2). In doing so, we aim to see if the magnon theory or some of its variant can account for the thermal Hall phenomena in the undoped square-lattice antiferromagnet. The method is based on parameterizing the spin operator \mathbf{S}_i as

$$\mathbf{S}_i = a_i \mathbf{n}_i + \mathbf{t}_i, \quad (2.5)$$

where a_i refers to the amplitude reduction along the direction of the classical ground state spin \mathbf{n}_i , due to the transverse fluctuation \mathbf{t}_i . The well-known Holstein-Primakoff (HP) substitution follows from the formula

$$a_i = S - b_i^\dagger b_i, \quad \mathbf{t}_i = t_i^\theta \boldsymbol{\theta}_i + t_i^\phi \boldsymbol{\phi}_i, \quad (2.6)$$

where

$$t_i^\theta = \sqrt{\frac{S}{2}}(b_i^\dagger + b_i), \quad t_i^\phi = i\sqrt{\frac{S}{2}}(b_i^\dagger - b_i) \quad (2.7)$$

and $\boldsymbol{\theta}_i$ and $\boldsymbol{\phi}_i$ are a pair of orthonormal vectors forming the local triad $\boldsymbol{\theta}_i \times \boldsymbol{\phi}_i = \mathbf{n}_i$. For this choice of triad we are guaranteed the transversality condition $\mathbf{t}_i \cdot \mathbf{n}_i = 0$.

Substituting (2.5) and the rest of the HP formulas into the spin Hamiltonian gives the magnon Hamiltonian,

$$\begin{aligned}
H = & \sum_{\langle ij \rangle} [J\boldsymbol{\theta}_i \cdot \boldsymbol{\theta}_j + \mathbf{D}_{ij} \cdot \boldsymbol{\theta}_i \times \boldsymbol{\theta}_j] t_i^\theta t_j^\theta + \sum_{\langle ij \rangle} [J\boldsymbol{\phi}_i \cdot \boldsymbol{\phi}_j + \mathbf{D}_{ij} \cdot \boldsymbol{\phi}_i \times \boldsymbol{\phi}_j] t_i^\phi t_j^\phi \\
& + \sum_{\langle ij \rangle} [J\boldsymbol{\theta}_i \cdot \boldsymbol{\phi}_j + \mathbf{D}_{ij} \cdot \boldsymbol{\theta}_i \times \boldsymbol{\phi}_j] t_i^\theta t_j^\phi + \sum_{\langle ij \rangle} [J\boldsymbol{\phi}_i \cdot \boldsymbol{\theta}_j + \mathbf{D}_{ij} \cdot \boldsymbol{\phi}_i \times \boldsymbol{\theta}_j] t_i^\phi t_j^\theta - \sum_i \mu_i b_i^\dagger b_i,
\end{aligned} \tag{2.8}$$

where $\mu_i = J \sum_{j \in i} \mathbf{n}_i \cdot \mathbf{n}_j + \sum_{j \in i} \mathbf{D}_{ij} \cdot \mathbf{n}_i \times \mathbf{n}_j - \mathbf{B} \cdot \mathbf{n}_i$. The spin size $S = 1/2$ can be absorbed by various re-definitions of the physical constants and will not be shown from now. Our notation is such that $\langle ij \rangle$ refers to the nearest-neighbor (NN) bond, and $j \in i$ refers to the summation over the (four) NN sites j that surround the site i . The mean-field spin configuration was already laid out in (2.2), and we need to complete the orthonormal triad as

$$\begin{aligned}
\mathbf{n}_i &= -n_1(-1)^i \hat{a} + n_0 \hat{z}, \\
\boldsymbol{\theta}_i &= n_1(-1)^i \hat{z} + n_0 \hat{a}, \\
\boldsymbol{\phi}_i &= \hat{b}.
\end{aligned} \tag{2.9}$$

This choice of parametrizing the triad is convenient because several terms in the Hamiltonian (3.8) vanish automatically: $\boldsymbol{\theta}_i \times \boldsymbol{\theta}_j = \mathbf{0}$, $\boldsymbol{\theta}_i \cdot \boldsymbol{\phi}_j = \boldsymbol{\phi}_i \cdot \boldsymbol{\theta}_j = 0$. Remaining terms are $\boldsymbol{\theta}_i \cdot \boldsymbol{\theta}_j = -1$, $\boldsymbol{\phi}_i \cdot \boldsymbol{\phi}_j = \cos 2\theta_c = -\mathbf{n}_i \cdot \mathbf{n}_j$, $\mathbf{D}_{ij} \cdot \boldsymbol{\phi}_i \times \boldsymbol{\phi}_j = J \sin 2\theta_c \tan 2\theta_c$ for both $j = i + \hat{x}$ and $j = i + \hat{y}$, $\mathbf{D}_{ij} \cdot \boldsymbol{\theta}_i \times \boldsymbol{\phi}_j = \mathbf{D}_{ij} \cdot \boldsymbol{\phi}_i \times \boldsymbol{\theta}_j = \pm n_1 D (\cos \theta_d + \sin \theta_d)$. The \pm signs refer to $j = i + \hat{x}$ and $j = i + \hat{y}$, respectively. The magnon Hamiltonian in real space becomes

$$\begin{aligned}
H = & (4J'S + Bn_0) \sum_i b_i^\dagger b_i - J \sum_{\langle ij \rangle} t_i^\theta t_j^\theta + J' \sum_{\langle ij \rangle} t_i^\phi t_j^\phi \\
& + D' \sum_i (t_i^\theta t_{i+\hat{x}}^\phi + t_i^\phi t_{i+\hat{x}}^\theta) - D' \sum_i (t_i^\theta t_{i+\hat{y}}^\phi + t_i^\phi t_{i+\hat{y}}^\theta),
\end{aligned} \tag{2.10}$$

where $J' = J/\cos 2\theta_c$ and $D' = n_1 D (\cos \theta_d + \sin \theta_d)$. The magnon Hamiltonian in momentum space is

$$H = \frac{1}{2} \sum_k \psi_k^\dagger H_k^0 \psi_k, \tag{2.11}$$

where

$$\begin{aligned}
\psi_k &= \begin{pmatrix} b_k \\ b_{-k}^\dagger \end{pmatrix}, \quad H_k^0 = \begin{pmatrix} A_k & B_k \\ B_k^* & A_k \end{pmatrix} \\
A_k &= 4J' + Bn_0 + (J' - J)(\cos k_x + \cos k_y) \\
B_k &= -(J' + J)(\cos k_x + \cos k_y) - 2iD'(\cos k_x - \cos k_y).
\end{aligned} \tag{2.12}$$

Using abbreviations $X = \cos k_x, Y = \cos k_y$, we obtain the magnon energy spectrum

$$E_k = \sqrt{A_k^2 - |B_k|^2} = \sqrt{[4J' - 2J(X+Y) + Bn_0][2J'(2+X+Y) + Bn_0] - (2D')^2(X-Y)^2}. \tag{2.13}$$

The spectrum has two local minima, at $k = 0$ and $k = Q = (\pi, \pi)$, with the minimum energy at $k = 0$ given by

$$E_0 = \sqrt{(4(J' - J) + Bn_0)[8J' + Bn_0]}. \tag{2.14}$$

It is governed by the larger of the DM energy $J' - J \sim D^2/J$ and the Zeeman energy Bn_0 . Spin-rotation invariance of the Hamiltonian is completely lost due to the DM vector, and one sees a magnon gap of order D^2/J even in the absence of Zeeman field.

The magnon spectrum derived from the Hamiltonian (2.1) is well-known [29], but little attention has been paid to the magnon eigenstates and the associated Berry curvature. The magnon eigenstate is given in the spinor

form

$$\begin{aligned}
|\psi_k\rangle &= \begin{pmatrix} \cosh \theta_k/2 \\ -e^{-i\phi_k} \sinh \theta_k/2 \end{pmatrix}, \quad e^{i\phi_k} = \frac{B_k}{|B_k|}, \\
\cosh \frac{\theta_k}{2} &= \sqrt{\frac{A_k}{2E_k} + \frac{1}{2}}, \quad \sinh \frac{\theta_k}{2} = \sqrt{\frac{A_k}{2E_k} - \frac{1}{2}}.
\end{aligned} \tag{2.15}$$

Transformation to the quasiparticle operator γ_k is implemented by the formula

$$b_k = \cosh \frac{\theta_k}{2} \gamma_k - e^{i\phi_k} \sinh \frac{\theta_k}{2} \gamma_{-k}^\dagger. \tag{2.16}$$

The Berry curvature of the magnon band can be calcu-

lated exactly [9] as ($\partial_\mu = \partial/\partial k_\mu$, σ_3 =Pauli matrix)

$$\begin{aligned}\mathcal{B}_k &= i\langle\partial_x\psi_k|\sigma_3|\partial_y\psi_k\rangle - i\langle\partial_y\psi_k|\sigma_3|\partial_x\psi_k\rangle \\ &= \frac{1}{2}\sinh\theta_k(\partial_x\phi_k\partial_y\theta_k - \partial_y\phi_k\partial_x\theta_k) \\ &= 2D'(J'+J)(4J'+Bn_0)\frac{\sin k_x\sin k_y}{E_k^3}.\end{aligned}\quad (2.17)$$

The proportionality $\mathcal{B}_k \propto D'$ implies that the Berry curvature is possible only by the DM interaction. In the vicinity of $k=0$, one can write approximately

$$\mathcal{B}_k \approx \frac{16D'J^2}{E_0^3}k_xk_y, \quad (2.18)$$

which highlights the d_{xy} character in the curvature function.

The thermal Hall conductivity κ_{xy} is deduced from the Berry curvature through the formula developed by Murakami and collaborators [9]

$$\frac{\kappa_{xy}}{T} = -\frac{k_B^2}{\hbar} \int \frac{d^2k}{(2\pi)^2} \left(c_2(E_k) - \frac{\pi^2}{3} \right) \mathcal{B}_k \quad (2.19)$$

where $c_2(E_k)$ is some generalized Bose-Einstein distribution function of magnons. We find $\kappa_{xy} = 0$ by symmetry of the integral in (2.19). Specifically, \mathcal{B}_k changes sign under either $k_x \rightarrow -k_x$ or $k_y \rightarrow -k_y$, but E_k does not.

III. LOCAL DEFECT SCENARIO

A. Local spirals

In a series of papers, Sushkov and collaborators have argued that holes introduced by doping Sr atom at the La site, for instance, get localized and distort the local spin configuration into a spiral with the wavevector $K = \sqrt{2}x(\pi, -\pi)$ for a given doping concentration $0 < x \lesssim 0.055$ [30–32]. For $0.055 \lesssim x \lesssim 0.12$ the K vector is directed along the crystallographic axis in accordance with the stripe scenario: $K = 2x(\pm\pi, 0)$.

Inspired by this proposal, we generalize the ground state triad (2.9) to incorporate the spiral structure by writing

$$\begin{aligned}\mathbf{n}_i &= n_1(-1)^i\hat{a}_i - n_0\hat{z}, \\ \boldsymbol{\theta}_i &= (-1)^i\hat{b}_i \\ \boldsymbol{\phi}_i &= n_0(-1)^i\hat{a}_i + n_1\hat{z},\end{aligned}\quad (3.1)$$

where the local orthonormal vectors \hat{a}_i and \hat{b}_i are now position-dependent:

$$\begin{aligned}\hat{a}_i &= \hat{a}\cos\theta_i + \hat{b}\sin\theta_i \\ \hat{b}_i &= \hat{b}\cos\theta_i - \hat{a}\sin\theta_i.\end{aligned}\quad (3.2)$$

Having $\theta_i = 0$ irrespective of the site i corresponds to the magnetic order considered previously. Having $\theta_i = K \cdot r_i$ with $|K| \ll 1$ corresponds to the uniform spiral of slow modulation. Sushkov's scenario corresponds to

having a finite rotation angle θ_i only in the vicinity of the impurity site. We will first consider the uniform spiral and the effect it has on the magnon Hall effect. Local spiral scenario will be considered subsequently.

There is an immediate consequence of having a finite spiral rotation angle θ_i . The inner product $\boldsymbol{\theta}_i \cdot \boldsymbol{\phi}_j$ and $\boldsymbol{\phi}_i \cdot \boldsymbol{\theta}_j$, previously equal to zero in the general magnon Hamiltonian (3.8), is now finite:

$$\boldsymbol{\theta}_i \cdot \boldsymbol{\phi}_j = n_0\sin(\theta_i - \theta_j) = -\boldsymbol{\phi}_i \cdot \boldsymbol{\theta}_j. \quad (3.3)$$

Note that this term is nonzero only if the uniform moment n_0 is present simultaneously. As a consequence, the Hamiltonian matrix H_k^0 in (2.11) and (2.12) is modified to $H_k^0 + H_k^1$, where

$$H_k^1 = -2Jn_0(\sin K_x \sin k_x + \sin K_y \sin k_y)\sigma_3. \quad (3.4)$$

This new piece of Hamiltonian creates a simple shift in the magnon spectrum $E_k \rightarrow E_k + \delta E_k$,

$$\delta E_k = -2Jn_0(\sin K_x \sin k_x + \sin K_y \sin k_y). \quad (3.5)$$

This is reminiscent of the Doppler shift; magnons whose momentum is parallel (anti-parallel) to $K = (K_x, K_y)$ experience a red-shift (blue-shift) in energy.

Meanwhile, the magnon wave function (2.15) and the Berry curvature (2.17) obtained earlier remain unchanged. In particular the various energy factors in the wave function and the Berry curvature are still those of the unperturbed Hamiltonian, maintaining the symmetries $E(k_x, -k_y) = E(-k_x, k_y) = E(k_x, k_y)$. The new magnon energy $E_k + \delta E_k$ enters solely through the distribution function $c_2(E_k + \delta E_k)$ of the thermal Hall conductivity formula (2.19), which undergoes correction

$$\begin{aligned}\delta\kappa_{xy} &\propto \sum_k \frac{\partial c_2[E_k]}{\partial E_k} \mathcal{B}_k \delta E_k \\ &\propto \sum_k \frac{\partial c_2[E_k]}{\partial E_k} \mathcal{B}_k (\sin K_x \sin k_x + \sin K_y \sin k_y) = 0.\end{aligned}\quad (3.6)$$

The first two terms in the sum, $\partial c_2/\partial E_k$ and B_k , are even under the change $k \rightarrow -k$, while δE_k is odd. As a result, the sum must be zero. The uniform spiral state fails to produce Hall effect.

Akin to the original Sushkov proposal, we now look into the influence of localized spirals on the thermal Hall transport of magnons. First of all, we lay down some general strategy for attacking such problem. The continuum language is more appropriate for dealing with problems that break translation symmetry, and we begin with a continuum form of the Hamiltonian H_1 introduced in (3.4):

$$\begin{aligned}H_1 &= iJn_0 \sum_{\langle ij \rangle} \sin(\theta_i - \theta_j)(b_j^\dagger b_i - b_i^\dagger b_j) \\ &\rightarrow iJn_0 \int_{\mathcal{r}} \nabla\theta \cdot (b^\dagger \nabla b - b \nabla b^\dagger).\end{aligned}\quad (3.7)$$

The integral symbol $\int_r = \int dx dy$ is abbreviated. Spatial gradient of the phase $\nabla\theta$ is localized around the impurity site. The solution worked out by Sushkov *et al.* gives

$$\theta_\alpha = f(|r - r_\alpha|)\hat{b} \cdot (r - r_\alpha), \quad (3.8)$$

around each impurity centered at r_α . For a collection of impurities the phase twist is the sum $\theta = \sum_\alpha \theta_\alpha$. The envelope function $f(r)$ approaches a constant f_0 at the center of impurity and produces a spiral-like configuration locally.

At the level of Born scattering, the perturbation H_1 fails to produce any Hall-like transport of magnons. To see this one writes H_1 in Fourier space,

$$H_1 = -iJSn_0 \sum_{k,p} p \cdot (p + 2k)\theta_p b_{k+p}^\dagger b_k, \quad (3.9)$$

where θ_p is the Fourier transform of the real-space θ . The Born scattering amplitude $\langle k+p|H_1|k\rangle$ is proportional to the factor $p \cdot (p+2k) = (k+p)^2 - k^2$. Under the continuum approximation, however, the quasiparticle energy E_k is a quadratic function of k (see Eq. (2.13) for the full energy dispersion). Elastic scattering process satisfies $E_{k+p} = E_k$, hence $(k+p)^2 - k^2 = 0$. The Born scattering amplitude vanishes. Higher-order contributions from H_1 involves higher powers of the uniform moment n_0 and are expected to give negligible contribution.

Upon expanding to one higher order in the phase gradient, we do find an additional correction in the form

$$H_2 \approx \frac{1}{4}JS \sum_r (\nabla\theta)^2 (b^\dagger - b)^2. \quad (3.10)$$

Born scattering calculation based on this Hamiltonian also gives negative results for the magnon Hall effect. Details are not illuminating and omitted from readership.

B. Local skyrmions

Speculations of skyrmion formulation in the cuprates have been around for a long time [33–35] and revived recently with the report of their sightings in a member of the cuprate family $\text{La}_2\text{Cu}_{0.97}\text{Li}_{0.03}\text{O}_4$ [36]. It has been well-established in the recent skyrmion literature that a magnon sees a localized skyrmion as two units of flux quanta [10, 37–40], and will experience Aharonov-Bohm scattering. We examine whether such scenario can apply to the antiferromagnetic skyrmions, assuming they do form localized defects in the underdoped or undoped cuprates.

In a nutshell, an antiferromagnetic skyrmion *per se* does not give rise to magnon Hall effect, although the ferromagnetic skyrmion does. The difference can be outlined most simply in the continuum field theory of magnons for each case. For ferromagnetic model we switch $J \rightarrow -J$ in the magnon Hamiltonian and treat $\mathbf{n}_i, \boldsymbol{\theta}_i, \boldsymbol{\phi}_i$ as smooth functions of the coordinates, as there is no staggered component in any of them. Continuum

limit of the magnon Hamiltonian with $\mathbf{D}_{ij} = 0$ and $\mathbf{B} = 0$ is easily obtained as

$$H_{\text{FM}} \sim -\frac{J}{2} \sum_\mu b^\dagger [\partial_\mu - ia_\mu]^2 b + \dots \quad (3.11)$$

where the curl of the vector potential $\partial_x a_y - \partial_y a_x = (2\pi)^{-1} \mathbf{n} \cdot (\partial_x \mathbf{n} \times \partial_y \mathbf{n})$ represents the local skyrmion density. Integral of the curl $(\nabla \times \mathbf{a})_z$ is -2 for a skyrmion charge -1. This is the basis of the claim that the local skyrmion magnetic structure acts as two units of flux quanta for the magnons. The magnon Hall effect due to skyrmion has been observed experimentally in ferromagnetic thin films [12].

A very different effective theory of magnons is found for antiferromagnetic ground states. The smooth texture is realized for the *staggered magnetization*, so the ground state triad is parameterized as

$$\mathbf{n}_i \rightarrow (-1)^i \mathbf{n}_i^s, \quad \boldsymbol{\theta}_i \rightarrow (-1)^i \boldsymbol{\theta}_i^s, \quad \boldsymbol{\phi}_i \rightarrow \boldsymbol{\phi}_i. \quad (3.12)$$

Both \mathbf{n}_i and $\boldsymbol{\theta}_i$ are staggered but not $\boldsymbol{\phi}_i$, which is defined as the cross product $\boldsymbol{\phi}_i = \mathbf{n}_i \times \boldsymbol{\theta}_i$. Now treating \mathbf{n}_i^s and $\boldsymbol{\theta}_i^s$ and $\boldsymbol{\phi}_i$ as smooth, we obtain the continuum magnon Hamiltonian

$$H_{\text{AFM}} = \frac{J}{2} \sum_\mu [(\partial_\mu b^\dagger)^2 + (\partial_\mu b)^2] + \dots \quad (3.13)$$

Various other terms proportional to b^2 , $(b^\dagger)^2$ and bb^\dagger are not shown. Crucially, there is no analogue of the covariant derivative $\partial_\mu - ia_\mu$ in this theory and no source of emergent magnetic field. Magnon Hall effect originating from skyrmion spin texture must be absent in the antiferromagnetic ground state.

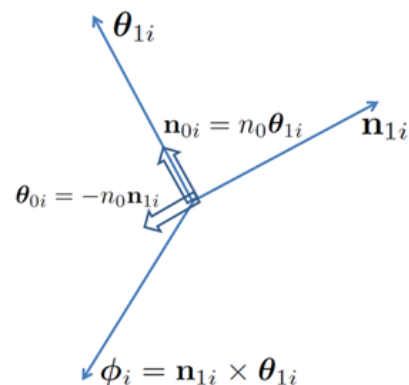


FIG. 1. Coordinate system used in developing the magnon dynamics of ferrimagnetic ground state

As we saw earlier, however, undoped cuprate is weakly ferrimagnetic, due to the DM interaction and the consequent canting of spins. Since ferrimagnet has characters of both ferromagnet and antiferromagnet, we find it worth exploring possible low-energy magnon dynamics for a ferrimagnetic spin-textured ground state. To this end one needs a more elaborate setup for treating

magnon dynamics by allowing the triad of orthonormal vectors $(\mathbf{n}_i, \boldsymbol{\theta}_i, \boldsymbol{\phi}_i)$ to carry both staggered and uniform components locally:

$$\begin{aligned}\mathbf{n}_i &= (-1)^i \mathbf{n}_{1i} + n_0 \boldsymbol{\theta}_{1i}, \\ \boldsymbol{\theta}_i &= (-1)^i \boldsymbol{\theta}_{1i} - n_0 \mathbf{n}_{1i}, \\ \boldsymbol{\phi}_i &= \mathbf{n}_{1i} \times \boldsymbol{\theta}_{1i}.\end{aligned}\quad (3.14)$$

Words of explanation are in order for this choice of parametrization. The uniform moment \mathbf{n}_{0i} is by assumption orthogonal to the staggered moment \mathbf{n}_{1i} . The staggered component of $\boldsymbol{\theta}_i$, denoted $\boldsymbol{\theta}_{1i}$, is also orthogonal to \mathbf{n}_{1i} . Since both \mathbf{n}_{0i} and $\boldsymbol{\theta}_i$ are required to be orthogonal to \mathbf{n}_{1i} , and there is a U(1) degree of freedom in choosing the orthonormal vector $\boldsymbol{\theta}_{1i}$, we invoke this freedom to choose $\boldsymbol{\theta}_{1i}$ to be parallel to \mathbf{n}_{0i} , or write $\mathbf{n}_{0i} = n_0 \boldsymbol{\theta}_{1i}$. This explains the parameterization of \mathbf{n}_i in the first line of (3.14). The second line for $\boldsymbol{\theta}_i$ follows naturally from requiring $\mathbf{n}_i \cdot \boldsymbol{\theta}_i = 0$. Orthogonality of all three vectors in (3.14) is ensured up to first order in the small moment n_0 . The parameterization we propose is summed up pictorially in Fig. 1.

Substituting (3.14) into the general magnon Hamiltonian (3.8) yields terms, linear in n_0 ,

$$\begin{aligned}\boldsymbol{\theta}_i \cdot \boldsymbol{\phi}_j &\approx -n_0 \mathbf{n}_{1i} \cdot (\mathbf{n}_{1j} \times \boldsymbol{\theta}_{1j}) \rightarrow -\mathbf{n}_0 \cdot (\mathbf{n}_1 \times \partial_\mu \mathbf{n}_1), \\ \boldsymbol{\phi}_i \cdot \boldsymbol{\theta}_j &\approx -n_0 \mathbf{n}_{1i} \times \boldsymbol{\theta}_{1i} \cdot \mathbf{n}_{1j} \rightarrow \mathbf{n}_0 \cdot (\mathbf{n}_1 \times \partial_\mu \mathbf{n}_1).\end{aligned}\quad (3.15)$$

In arriving at the expressions at the far right we assumed continuum approximation and introduced ∂_μ for the spatial derivative in the direction $j = i + \hat{\mu}$. A new contribution to the magnon dynamics arises from

$$\begin{aligned}H_1 &= iJ \sum_{\mu=x,y} \int dx dy (\mathbf{n}_0 \cdot \mathbf{n}_1 \times \partial_\mu \mathbf{n}_1) (b^\dagger \partial_\mu b - b \partial_\mu b^\dagger) \\ &= J \sum_{\mu=x,y} \int dx dy \mathbf{a} \cdot \mathbf{j},\end{aligned}\quad (3.16)$$

where the vector potential \mathbf{a} and the magnon current density \mathbf{j} are defined by $a_\mu = -\mathbf{n}_0 \cdot \mathbf{n}_1 \times \partial_\mu \mathbf{n}_1$, and $j_\mu = -i(b^\dagger \partial_\mu b - b \partial_\mu b^\dagger)$, respectively.

For non-textured ground state, the uniform and staggered moments are related by $\mathbf{n}_0 = n_0 \hat{b} \times \mathbf{n}_1$ through the DM interaction. If we assume that this relation continues to hold even for the textured spin configuration such as that of a skyrmion, it turns out one can write the vector potential in a much simpler form: $\mathbf{a} = -n_0 \nabla(\hat{b} \cdot \mathbf{n}_1)$. In this case, the Hamiltonian H_1 reduces exactly to the form $H_1 \sim J n_0 \nabla \theta \cdot \mathbf{j}$ we discussed in the earlier subsection. The Born scattering amplitude there was zero, and so is it here. To conclude, even the ferrimagnetic skyrmion scenario fails to produce skew scattering at the level of Born scattering. Again, more elaborate theories are likely to involve higher powers of n_0 and very small.

All of the local defect scenarios considered in this section fail to show skew scattering, at least at the lowest order in the uniform moment n_0 . There is also a general issue how to reconcile the impurity-induced defects with

the undoped cuprate, where the impurities are nominally absent. Finally, the magnon gap grows with the magnetic field and suppresses the response function in any magnon-based scenarios. The experiment on κ_{xy} does not show such activation behavior [22].

IV. FERMIONIC SPINON THEORY OF THERMAL HALL EFFECT

With the general inability of the magnon theory to account for the observed thermal Hall effect in the undoped to lightly doped cuprates, we turn to look for a theory whose first requirement is the absence of energy gap under the applied magnetic field. A very natural candidate is a fermion model with the Fermi surface structure, wherein the Zeeman field would only create a shift in the relative positions of the Fermi surfaces among spin-up and spin-down fermions. This is a well-known spinon model of the spin liquid phase of quantum magnets, of course, and most recently its applicability was confined to paramagnetic states devoid of magnetic order [41]. The spinon idea had been adopted also to compute spin dynamics in the undoped cuprates [24, 25], even though long-range magnetic ordering in such compound was well established. The spinon-based theories were rationalized by the fact that some aspects of high-energy spin excitations are not captured by the spin-wave picture alone, and that a vestige of spinon excitations must remain in the physical spectrum to account for the spin dynamics fully. The spinon-based theories were not applied to low-energy transport properties such as the thermal Hall conduction. We proceed to first present a simple spinon-based model of magnetic dynamics, and use it to compute thermal Hall conductivity and spin chirality.

We outline general requirements in a candidate spinon model. Firstly, it will consist of spin-up and spin-down fermion bands with identical dispersions and opposite Berry curvatures. As such, the Hall effect of one species of fermions will be cancelled out by that of the other. The applied magnetic field will then split the energy degeneracy and lead to the non-cancellation of Berry curvatures, resulting in non-zero thermal Hall conductivity. In such picture, the predicted Hall signal will be naturally proportional to the field strength B : $\kappa_{xy} \propto B$ - a prominent feature in the observed thermal Hall effect in underdoped cuprates [22].

The model we present can be summed up as a 2×2 fermion Hamiltonian

$$H = \frac{1}{2} \sum_{k\sigma} \psi_{k\sigma}^\dagger H_{k\sigma} \psi_{k\sigma}.\quad (4.1)$$

For each spin $\sigma = \uparrow, \downarrow$ we have the spinor $\psi_{k\sigma} = \begin{pmatrix} \alpha_{k\sigma} \\ \beta_{k\sigma} \end{pmatrix}$, and the Hamiltonian matrix

$$H_{k\sigma} = \begin{pmatrix} 4\sigma h_2 s_x s_y - \sigma B & 2h_1(c_x + ic_y) \\ 2h_1(c_x - ic_y) & -4\sigma h_2 s_x s_y - \sigma B \end{pmatrix}.\quad (4.2)$$

We have used the abbreviations $c_{x(y)} = \cos k_{x(y)}$, $s_{x(y)} = \sin k_{x(y)}$. The hopping amplitudes in the nearest-neighbor and the diagonal directions are as displayed in Fig. 2. Without the diagonal hopping this is the π -flux Hamiltonian whose energy spectrum has Dirac nodes [24, 25]. The diagonal hopping term h_2 opens up a gap at the Dirac points and creates bands with Chern numbers. The spin-dependent diagonal hopping amplitude is designed to generate opposite signs of Berry curvature between the two spin orientations. The Zeeman energy $-\sigma B$ is included in the Hamiltonian.

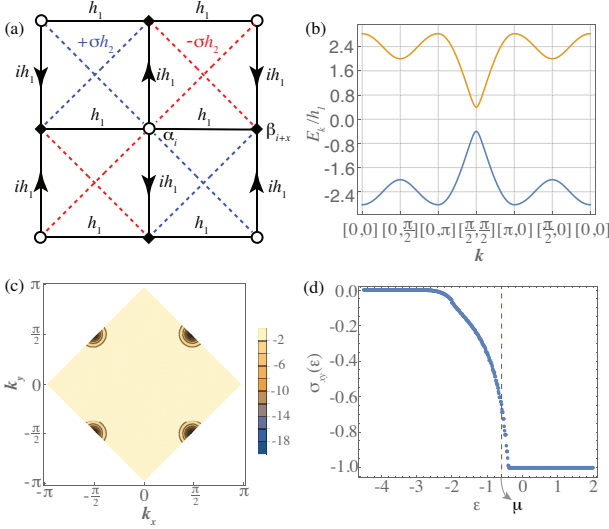


FIG. 2. (a) Hopping parameters adopted in our fermion model. Arrows indicate the imaginary hopping direction. Sign of the diagonal hopping depends on spin $\sigma = \pm 1$. (b) Upper and lower band dispersions obtained from the spinon model. (c) Berry curvature of the lower band over the Brillouin zone. (d) Hall conductivity $\sigma_{xy}(\epsilon)$. States with $\epsilon < \mu$ are occupied at zero temperature. Plots are drawn with $h_1 = 1, h_2 = 0.1$.

Diagonalizing the Hamiltonian, we find the energy and the Berry curvature of the bands:

$$E_{nk\sigma} = 2n (h_1^2(c_x^2 + c_y^2) + 4h_2^2 s_x^2 s_y^2)^{1/2} - \sigma B, \quad (4.3)$$

$$\mathcal{B}_{nk\sigma} = 2n\sigma \frac{h_1^2 h_2 (1 - c_x^2 c_y^2)}{(h_1^2(c_x^2 + c_y^2) + 4h_2^2 s_x^2 s_y^2)^{3/2}}.$$

The band index $n = \pm 1$ refers to the upper and the lower band, respectively. The Berry curvature $\mathcal{B}_{nk\sigma}$ has opposite signs between the two bands, and between the two spins. For visualization of the band dispersion and the Berry curvature, see Fig. 2. The upper and lower bands are separated by a gap of magnitude $8|h_2|$ at $(k_x, k_y) = (\pm\pi/2, \pm\pi/2)$.

The zero-temperature Hall conductivity at the putative chemical potential ϵ for each spin species is derived from the Berry curvature through the TKNN formula [1]

$$\sigma_{xy\sigma}(\epsilon) = \sum_{nk} \mathcal{B}_{nk\sigma} \theta(\epsilon - E_{nk\sigma}), \quad (4.4)$$

which involves the sum over all states whose energies lie below ϵ . In the quantized case we obtain $\sigma_{xy} = C/2\pi$, where C is the Chern number. The lower band in our fermion model has the spin-dependent Chern number $C_\sigma = -\sigma$ for $\sigma = \pm 1$ (\uparrow, \downarrow). For calculation of thermal conductivity in the fermionic model we use the formula derived in Ref. [42],

$$\frac{\kappa_{xy}^{2D}}{T} = \frac{1}{4T^3} \int d\epsilon \frac{(\epsilon - \mu)^2}{\cosh^2[\beta(\epsilon - \mu)/2]} \sigma_{xy}^{tot}(\epsilon). \quad (4.5)$$

This has the form of a well-known Mott formula relating the thermal conductivity to the electric conductivity. To restore physical units to the dimensionless form of κ_{xy}^{2D}/T given above, one has to multiply by k_B^2/\hbar , the ratio of Boltzmann's constant and the Planck's constant. It is useful to note that $k_B^2/\hbar = 1.81 \times 10^{-12}$ W/K². As an example, consider a bulk La₂CuO₄ sample whose c -axis constant is $d = 13.2\text{\AA}$. Since there are two CuO₂ layer per unit cell, the effective inter-layer distance is half that, $d_{\text{eff}} = 6.6\text{\AA}$. If each CuO₂ layer carried a two-dimensional κ_{xy}^{2D}/T worth the universal value k_B^2/\hbar , the three-dimensional thermal Hall conductivity of the bulk La₂CuO₄ would be given by $\kappa_{xy}^{3D}/T = \kappa_{xy}^{2D}/(T \cdot d_{\text{eff}}) = 2.76$ mW/K²m. The recently observed thermal Hall conductivity in cuprates reaches maximal κ_{xy}^{3D} values in the vicinity of 30-40 mW/Km at $T \approx 10$ K, consistent with a per layer value of κ_{xy}^{2D}/T roughly equal to k_B^2/\hbar at that temperature. The thermal Hall conductivity formula (4.5) predicts values of κ_{xy}^{2D}/T in the range of k_B^2/\hbar for $\sigma_{xy} \sim 1$.

The Hall conductivity σ_{xy}^{tot} itself is given as the sum of contributions from the two spin species: $\sigma_{xy}^{tot}(\epsilon) = \sigma_{xy,\uparrow}(\epsilon) + \sigma_{xy,\downarrow}(\epsilon)$. In the absence of Zeeman field we have the opposite signs of the Berry curvature and the degenerate energy bands, i.e. $\mathcal{B}_{nk\uparrow} = -\mathcal{B}_{nk\downarrow}$ and $E_{nk\uparrow} = E_{nk\downarrow}$, hence a vanishing Hall conductivity: $\sigma_{xy,\uparrow}(\epsilon) + \sigma_{xy,\downarrow}(\epsilon) = 0$. The energy degeneracy of \uparrow, \downarrow -spinons are split by the Zeeman field, whereas the Berry curvature itself remains unaffected by it. The Hall conductivity formula in the presence of B becomes

$$\sigma_{xy}^{tot}(\epsilon) = \sigma_{xy}(\epsilon + B) - \sigma_{xy}(\epsilon - B). \quad (4.6)$$

Here $\sigma_{xy}(\epsilon) = \sigma_{xy,\uparrow}(\epsilon)$ is the Hall conductivity of \uparrow -spinons. There is more occupation of \uparrow -spinons than \downarrow -spinons, because the chemical potential for the former (latter) particle has been raised (lowered) by B . In the model Hamiltonian we chose, the \uparrow -spinon band carries the Chern number -1 and results in negative values of κ_{xy}^{2D} .

Numerical calculation of the thermal Hall conductivity as a function of temperature and magnetic fields are shown in Fig. 3. The chemical potential was chosen in such a way that the average occupation number was $\langle f_{i\sigma}^\dagger f_{i\sigma} \rangle = n$ at zero temperature and magnetic field. The linear- B dependence of κ_{xy}^{2D}/T in the numerical plot is easy to understand, since $\sigma_{xy}(\epsilon + B) - \sigma_{xy}(\epsilon - B) \propto B$ at small values of B . Thermal smearing reduces the Hall

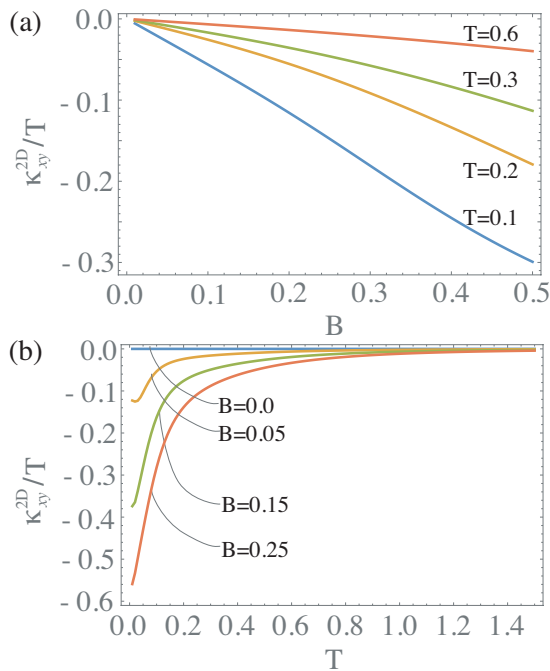


FIG. 3. Two-dimensional thermal Hall conductivity κ_{xy}^{2D}/T (in physical units of k_B^2/\hbar) vs. (a) magnetic field B at several temperatures T and (b) vs. temperature T at several magnetic fields B . Parameters chosen are $h_1 = 1, h_2 = 0.1$, and the chemical potential $\mu = -0.6$, corresponding to the filling factor $n = 0.98$ at $T = 0, B = 0$. Temperature and magnetic field scales are measured in units of h_1 .

signal at higher temperatures. The magnitude of κ_{xy}^{2D}/T values calculated within our model can reach values close to one (k_B^2/\hbar in physical units) with suitable choices of h_2 and μ .

The spinon density n was chosen to be 0.98 in the calculation of thermal Hall conductivity, Fig. 3. In the slave fermion model the spinon density equals the electron density on average, and at the Mott insulator limit n should be unity. In our model for $n = 1$ the thermal Hall effect is zero at zero temperature because the chemical potential will lie in the gap. However, it will be finite for sufficiently large B and/or temperature. The value 0.98 may be considered slightly doped. Results for other values of n will be shown later.

The fermion model we study supports the spin chirality as well. In the mean-field theory, average of the spin-chirality operator $\mathbf{S}_i \cdot (\mathbf{S}_j \times \mathbf{S}_k)$ of the $\langle ijk \rangle$ triangle becomes, through the substitution $\mathbf{S}_i = (1/2)f_i^\dagger \boldsymbol{\sigma} f_i$ with $f_i = (f_{i\uparrow} \ f_{i\downarrow})$,

$$\langle \mathbf{S}_i \cdot (\mathbf{S}_j \times \mathbf{S}_k) \rangle = -\frac{i}{2} (\chi_{ij}\chi_{jk}\chi_{ki} - \chi_{ik}\chi_{kj}\chi_{ji}), \quad (4.7)$$

where $\chi_{ij} = \sum_{\sigma} \langle f_{i\sigma}^\dagger f_{j\sigma} \rangle$. Calculations of χ_{ij} in the mean-field theory is straightforward. The essential point, as it turns out, is that the triple product of hopping parameters $\chi_{ijk} \equiv \chi_{ij}\chi_{jk}\chi_{ki}$ contains an imaginary term

only at finite magnetic field and diagonal hopping, thus $\langle \mathbf{S}_i \cdot (\mathbf{S}_j \times \mathbf{S}_k) \rangle = \text{Im}[\chi_{ijk}] \propto h_2 \cdot B$.

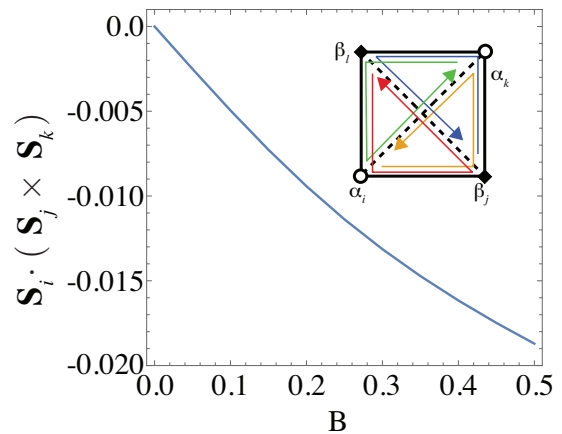


FIG. 4. Magnetic field dependence of spin chirality $\langle \mathbf{S}_i \cdot (\mathbf{S}_j \times \mathbf{S}_k) \rangle$ for the triangles of the elementary square. It grows linearly with B at small fields. Parameters used are $h_1 = 1.0, h_2 = 0.1$, and $\mu = -0.6$ ($n = 0.98$) as in Fig. 3. (inset) four corners of the elementary square are labeled by i, j, k, l . Spin chirality is calculated for each of the four triangles by going in the counter-clockwise fashion. All four triangles carry the same value of spin chirality.

Explicit calculation shows all elementary triangles having the same spin chirality. In other words, finite magnetic field induces uniform spin chirality state within our model. Numerical evaluation of spin chiralities through the four triangles of the elementary square are shown in Fig. 4, displaying the expected linear growth with B at small fields. Our observation suggests that an interaction of the form $\sim B \mathbf{S}_i \cdot (\mathbf{S}_j \times \mathbf{S}_k)$ might be present and play a hitherto neglected role in the transport of undoped cuprates. Such interaction Hamiltonian is well-known to derive from the large- U expansion of the Hubbard interaction, when an external magnetic field is present [43]. Application of such spin chirality Hamiltonian to the understanding of the behavior of spin liquid phase under external magnetic field was taken up in Ref. [44], where the focus had been the orbital effects of the magnetic field such as the Landau level formation of spinons, without explicit consideration of the Zeeman splitting of the spinons as we do. The spinon hopping parameters in Ref. [44] pick up an imaginary part as a result of the Aharonov-Bohm effect, while our hopping parameters are deemed fixed and unchanged under the magnetic field. We also note that a spin chirality induced by a magnetic field was considered earlier by Katsura *et al.* [6] to generate a thermal Hall effect. However that effect is extrinsic, *i.e.* it depends on the scattering of the spinons by disorder, whereas the effect we consider in this paper is intrinsic.

Figure 5 shows the doping dependence of κ_{xy} and spin chirality at some fixed temperature and field. As one can see, the κ_{xy}/T reaches a maximum in the vicinity of $n \approx 0.95$ in our model. The spin chirality nearly vanishes

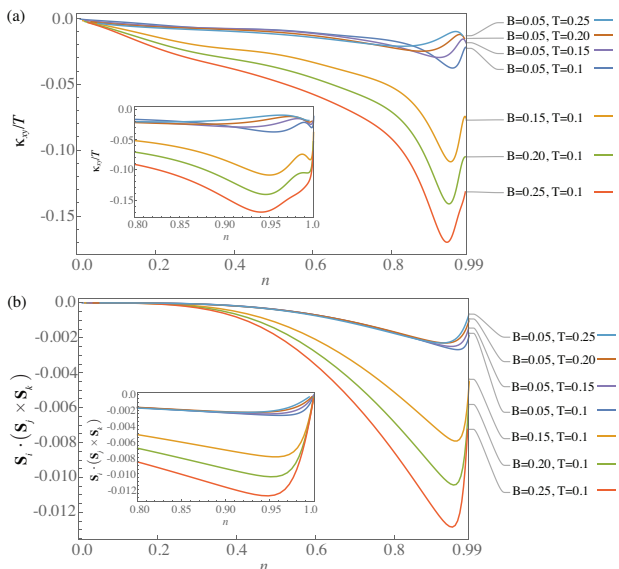


FIG. 5. Doping (n) dependence of (a) κ_{xy}/T and (b) spin chirality at several values of T and B .

at $n = 1$, since the two orientations of spinons actually carry opposing sense of circulation, i.e. $\chi_{ij,\uparrow}\chi_{jk,\uparrow}\chi_{ki,\uparrow} \approx -\chi_{ij,\downarrow}\chi_{jk,\downarrow}\chi_{ki,\downarrow}$, and it is the residual part of their sum which contribute to the spin chirality. At $n = 1$ the cancellation is almost complete, hence the spin chirality becomes very small. Additionally, one can check that spin-spin correlation $\langle \mathbf{S}_i \cdot \mathbf{S}_j \rangle$ preserves the lattice symmetries as well, and the loss of translational and rotational symmetry in the hopping patterns of our ansatz is only an artifact of the spinon theory. The aspect of projective symmetry restoration was discussed in Ref. [26] also.

Having demonstrated a fair proximity of the computed thermal Hall conductivity to the actual experiment, we come to ask if the spinon model we propose has much foundation. On the theoretical side, the conventional view is that starting from a spinon model, the Néel state can emerge as a confinement transition, where the spinons become gapped and confined [45]. Thus we normally do not expect the co-existence of anti-ferromagnetic order and nearly free spinons. Such co-existence will be considered highly exotic. The problem is exacerbated by the requirement that the spinon gap must be small in the insulator, in order to give a thermal Hall effect at relatively low temperature and magnetic field. Furthermore, the particular spinon dynamics that we assume, with spin-dependent hopping, is highly unusual and at the moment we have no way of justifying it microscopically, except to say that spin-dependent hopping most likely is tied to spin-orbit interaction. The model on the whole is an attempt to fit the observation. On the experimental side, the renormalized spin-wave theory does a good job in accounting for the magnetic excitations in the square-lattice antiferromagnet. Even a recent measurement of the magnetic excitation in the ultrathin, 1- and 2-layer La_2CuO_4 by RIXS (Resonant

Inelastic X-ray Scattering) found good agreement with the conventional spin-wave theory [46]. On the other hand, some high-energy features in the magnetic excitation are not fully explained within the spin-wave theory alone - a fact that prompted speculations about alternative spinon excitations [24, 25]. It is fair to say that at this point, spinons as low-energy excitations in square-lattice quantum antiferromagnet has, at best, quite weak experimental support. On the other hand, the two theories - magnons and spinons - give contrasting predictions in regard to their behavior under the magnetic field. In the spin-wave scenario, a magnon gap inevitably opens and suppresses magnon contribution to transport. For the spinon-based scenario, as demonstrated here, linear growth of the response function κ_{xy}/T with the field is natural. The diagonal hopping term $\sim h_2$, necessary for the opening of the gap, existence of Berry curvature, and ultimately the thermal Hall transport, seems closely related to the spin chirality correlation, given that the latter scales with h_2 in our model. In turn, including the three-spin exchange interaction on top of the Heisenberg interaction might be a necessary ingredient for the complete understanding of magnetic dynamics in undoped cuprates.

Note added: Spinon theory of thermal Hall effect in magnets with Dzyaloshinskii-Moriya interaction was also advanced in a recent preprint [47] and applied to the Kagome lattice. We also mention a preprint by Chatterjee *et al.* [48] which also used the π flux spinon as a starting point. A key ingredient is the term $J_\chi \sum_{\Delta} \mathbf{S}_i \cdot (\mathbf{S}_j \times \mathbf{S}_k)$ in their Eq. (2), where J_χ is proportional to the magnetic flux through a triangular plaquette. This term generates a net chirality which produces a thermal Hall effect. We had considered this term in the last section but did not discuss it further because of the very small magnitude. One can make an estimate of J_χ using the t/U expansion by Motrunich [44], to find $J_\chi = -48\pi(t_2 t^2/U^2)(\phi/\phi_0)$ where $\phi_0 = hc/e = 2.07 \times 10^{-15} \text{Wb}$ is the flux quantum, and $\phi = BA_0$ is the magnetic flux through a triangular plaquette of area $A_0 \approx (3.8\text{\AA})^2/2$ for the cuprate. At $B = 10\text{T}$ we find $\phi/\phi_0 \approx 3.5 \times 10^{-4}$. Further using commonly accepted values of $t_2 = -0.3t$, $U = 8t$ and $J = 4t^2/U$, we find $J_\chi \approx 5.6 \times 10^{-4}J$ at $B = 10\text{T}$. The use of a smaller effective U may increase this number a bit, but in any case a very small number is expected for J_χ , due to the small ratio ϕ/ϕ_0 . As we emphasized in this paper, the unexpected nature of the experimental data means that all avenues should be explored. Nevertheless, the small value of this term should be kept in mind. The assumed proximity to a quantum critical point also makes it challenging to explain the linear B dependence of κ_{xy} observed over a large range from 5T to 15T.

ACKNOWLEDGMENTS

J. H. H. was supported by Samsung Science and Technology Foundation under Project Number SSTF-

BA1701-07. P. A. L. acknowledges support by DOE grant number DE-FG02-03ER46076.

-
- [1] D. J. Thouless, M. Kohmoto, M. P. Nightingale, and M. den Nijs, *Phys. Rev. Lett.* **49**, 405 (1982).
- [2] F. D. M. Haldane, *Phys. Rev. Lett.* **61**, 2015 (1988).
- [3] Masaru Onoda, Shuichi Murakami, Naoto Nagaosa, *Phys. Rev. Lett.* **93**, 083901 (2004).
- [4] C. Strohm, G. L. J. A. Rikken, and P. Wyder, *Phys. Rev. Lett.* **95**, 155901 (2005).
- [5] K. Sugii, M. Shimozawa, D. Watanabe, Y. Suzuki, M. Halim, M. Kimata, Y. Matsumoto, S. Nakatsuji, and M. Yamashita, *Phys. Rev. Lett.* **118**, 145902 (2017).
- [6] Hoshio Katsura, Naoto Nagaosa, and Patrick A. Lee, *Phys. Rev. Lett.* **104**, 066403 (2010).
- [7] Y. Onose, T. Ideue, H. Katsura, Y. Shiomi, N. Nagaosa, and Y. Tokura, *Science* **329**, 297 (2010).
- [8] T. Ideue, Y. Onose, H. Katsura, Y. Shiomi, S. Ishiwata, N. Nagaosa, and Y. Tokura, *Phys. Rev. B* **85**, 134411 (2012).
- [9] R. Matsumoto and S. Murakami, *Phys. Rev. Lett.* **106**, 197202 (2011).
- [10] Lingyao Kong and Jiadong Zang, *Phys. Rev. Lett.* **111**, 067203 (2013).
- [11] Shi-Zeng Lin, Cristian D. Batista, Charles Reichhardt, and Avadh Saxena, *Phys. Rev. Lett.* **112**, 187203 (2014).
- [12] M. Mochizuki, X. Z. Yu, S. Seki, N. Kanazawa, W. Koshibae, J. Zang, M. Mostovoy, Y. Tokura, and N. Nagaosa, *Nature Materials* **13** 241 (2014).
- [13] J. H. Han and H. Lee, *J. Phys. Soc. Jpn.* **86**, 011007 (2017).
- [14] S. Murakami and A. Okamoto, *J. Phys. Soc. Jpn.* **86**, 011010 (2017).
- [15] Judit Romhányi, Karlo Penc, and R. Ganesh, *Nature Commun.* **6**, 6805 (2015).
- [16] M. Hirschberger, R. Chisnell, Y. S. Lee, and N. P. Ong, *Phys. Rev. Lett.* **115**, 106603 (2015).
- [17] Max Hirschberger, Jason W. Krizan, R. J. Cava, and N. P. Ong, *Science* **348**, 106 (2015).
- [18] D. Watanabe, K. Sugii, M. Shimozawa, Y. Suzuki, T. Yajima, H. Ishikawa, Z. Hiroi, T. Shibauchi, Y. Matsuda, and M. Yamashita, *Proc. Natl. Acad. Sci.* **113**, 8653 (2016).
- [19] Y. Kasahara, T. Ohnishi, Y. Mizukami, O. Tanaka, Sixiao Ma, K. Sugii, N. Kurita, H. Tanaka, J. Nasu, Y. Motome, T. Shibauchi, and Y. Matsuda, *Nature* **559**, 227 (2018).
- [20] Hayato Doki, Masatoshi Akazawa, Hyun-Yong Lee, Jung Hoon Han, Kaori Sugii, Masaaki Shimozawa, Naoki Kawashima, Migaku Oda, Hiroyuki Yoshida, and Minoru Yamashita, *Phys. Rev. Lett.* **121**, 097203 (2018).
- [21] H. Lee, J. H. Han, and P. A. Lee, *Phys. Rev. B* **91**, 125413 (2015).
- [22] G. Grissonnanche, A. Legros, S. Badoux, E. Lefrancois, V. Zlatko, M. Lizaire, F. Laliberté, A. Gourgout, J.-S. Zhou, S. Pyon, T. Takayama, H. Takagi, S. Ono, N. Doiron-Leyraud, and L. Taillefer, arXiv:1901.03104 (2019).
- [23] M. Kawano and C. Hotta, *Phys. Rev. B* **99**, 054422 (2019).
- [24] T. C. Hsu, *Phys. Rev. B* **41**, 11379 (1990).
- [25] C.-M. Ho, V. N. Muthukumar, M. Ogata, and P. W. Anderson, *Phys. Rev. Lett.* **86**, 1626 (2001).
- [26] R. Samajdar, S. Chatterjee, S. Sachdev, and M. S. Scheurer, arXiv:1812.08792 (2018).
- [27] T. Thio *et al.* *Phys. Rev. B* **38**, 905 (1988).
- [28] S.-W. Cheong, J. D. thompson, and Z. Fisk, *Phys. Rev. B* **39**, 4395 (1989).
- [29] D. Coffey, K. S. Bedell, and S. A. Trugman, *Phys. Rev. B* **42**, 6509 (1990).
- [30] O. P. Sushkov and V. N. Kotov, *Phys. Rev. Lett.* **94**, 097005 (2005).
- [31] A. Lüscher, G. Misguich, A. L. Milstein, and O. P. Sushkov, *Phys. Rev. B* **73**, 085122 (2006).
- [32] A. Lüscher, A. L. Milstein, and O. P. Sushkov, *Phys. Rev. Lett.* **98**, 037001 (2007).
- [33] B. I. Shraiman and E. D. Siggia, *Phys. Rev. B* **42**, 2485 (1990).
- [34] R. J. Gooding, *Phys. Rev. Lett.* **66**, 2266 (1991).
- [35] S. Haas, F. C. Zhang, F. Mila, and T. M. Rice, *Phys. Rev. Lett.* **77**, 3021 (1996).
- [36] I. Raičević, D. Popović, C. Panagopoulos, L. Benfatto, M. B. Silva Neto, E. S. Choi, and T. Sasagawa, *Phys. Rev. Lett.* **106**, 227206 (2011).
- [37] N. Nagaosa and Y. Tokura, *Nat. Nanotech.* **8**, 899 (2013).
- [38] J. P. Liu, Z. Zhang, and G. Zhao, *Skyrmions: topological structures, properties, and applications* (CRC Press, 2016).
- [39] W. Jiang, G. Chen, K. Liu, J. Zang, S. G. E. Velthuis, and A. Hoffmann, *Phys. Rep.* **704**, 1 (2017).
- [40] J. H. Han, *Skyrmions in Condensed Matter* (Springer, 2017).
- [41] L. Savary and L. Balents, *Rep. Prog. Phys.* **80**, 016502 (2017).
- [42] T. Qin, Q. Niu, and J. Shi, *Phys. Rev. Lett.* **107**, 236601 (2011).
- [43] D. Sen and R. Chitra, *Phys. Rev. B* **51**, 1922 (1995).
- [44] O. I. Motrunich, *Phys. Rev. B* **73**, 155115 (2006).
- [45] D. Kim and P. A. Lee, *Ann. Phys.* **272**, 130 (1999).
- [46] M. P. M. Dean *et al.* *Nat. Mat.* **11**, 850 (2012).
- [47] Y. H. Gao and G. Chen, arXiv:1901.01522 (2019).
- [48] S. Chatterjee, H. Guo, S. Sachdev, R. Samajda, M. Scheurer, N. Seiberg and C. Xu, arXiv:1903.01992 (2019).