

The free energy of compressed lattice knots

EJ Janse van Rensburg^{1‡}

¹Department of Mathematics and Statistics, York University, Toronto, Ontario
M3J 1P3, Canada

Abstract. A compressed knotted ring polymer in a confining cavity is modelled by a knotted lattice polygon confined in a cube in \mathbb{Z}^3 . The GAS algorithm [17] is used to sample lattice polygons of fixed knot type in a confining cube and to estimate the free energy of confined lattice knots. Lattice polygons of knot types the unknot, the trefoil knot, and the figure eight knot, are sampled and the free energies are estimated as functions of the concentration of monomers in the confining cube. The data show that the free energy is a function of knot type at low concentrations, and (mean-field) Flory-Huggins theory [12, 15] is used to model the free energy as a function of monomer concentration. The Flory interaction parameter of knotted lattice polygons in \mathbb{Z}^3 is also estimated.

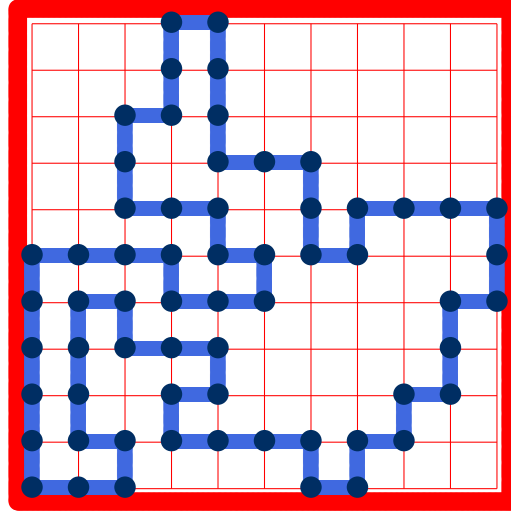


Figure 1: A lattice polygon confined to a square in \mathbb{Z}^2 is a two dimensional model of a ring polymer which is compressed in a cavity. In this particular diagram the length of the side of the confining square is 10, and it contains $11^2 = 121$ lattice sites. We say that the *dimension* of the confining square is 11 and its *volume* is 121.

1. Introduction

The effects of topology on the free energy of a polymer is a widely studied topic [8, 28, 43]. The biological function of DNA and other biopolymers are dependent on entanglement and linking [5] and so living cells evolved mechanisms for manipulating knotting and linking [21, 34, 35].

The study of knotting in polymers dates back more than 50 years [9, 10]. The free energy of polymers in solvents, and of polymer melts, and in particular the entropy of these solvents and melts, is known to depend on the knotting, linking and entanglement [8, 28, 44]. It is also known, both numerically and by rigorous proof in several random polygon models of ring polymers, that there is a high probability of knotting, at least in the asymptotic regime [20, 33, 37, 41]. The effects of knotting and entanglements on the free energy of a polymer have been analysed in a variety of different studies and models [27, 29, 32, 42] and there is now a large literature devoted to knots in models of polymers; see for example references [26, 30, 38, 39].

Knotting in self-avoiding walk models of polymers has received much attention in the literature [18, 31, 33, 41]. The usual model for knotting in ring polymers is a lattice polygon in a three dimensional lattice, often called a *lattice knot*. It is known that the conformational entropy of a lattice knot is a function of its knot type [33, 41]. That is, the conformational entropy of an unknotted cubic lattice polygon is different from that of a polygon of unrestricted knot type [33, 41]; see references [18, 45] for numerical evidence. The entropy of lattice knots continues to be the subject of numerous studies, including more recent work in references [2, 24]. In references [25–27] the



Figure 2: The entropy of a confined ring polymer of length n in a cube of dimension L in d dimensions. If the polymer is very short then it gains entropy from translational degrees of freedom (left panel). If it is long, then its entropy is primarily determined by conformational degrees of freedom (middle panel). The crossover between the translational and conformational regimes should occur when the linear extent of the polymer approaches L . Since the linear extent of an unconfined polygon is $O(n^\nu)$, this crossover occurs when $O(n^\nu) \sim L$, where ν is the metric exponent of the polymer. In a good solvent the Flory values of ν are $\nu = \frac{3}{4}$ if $d = 2$, and $\nu = \frac{3}{5}$ if $d = 3$. The concentration of monomers at the crossover is $O(n/V) = O(L^{1/\nu-d})$ since the volume of the confining cube is $V = L^d$. That is, in $d = 2$ the crossover concentration is $\phi_a = O(L^{-2/3})$, and, in $d = 3$, $\phi_a = O(L^{-4/3})$. With increasing L the crossover occurs at decreasing concentration. If $d = 3$ then the polygon may be knotted, and there are topological degrees of freedom contributing to the free energy (right panel).

effects of a confining space on the entropy of a model of a ring polymer of fixed knot type was examined.

In this paper the entropic properties of a self-avoiding walk model of a confined ring polymer of fixed knot type are examined. The ring polymer is modelled by a closed self-avoiding walk (called a *lattice polygon*) which is confined to a cube in the cubic lattice \mathbb{Z}^3 (see figure 1 for the two dimensional analog of this model). A polygon confined to a cube will be called a *compressed polygon*, and if its knot type is fixed, then it is a *compressed lattice knot*.

Compressed lattice polygons are models of biopolymers in confined spaces (such as in living cells) [7, 9]. Other models of compressed polygons were considered in references [22, 23], as a coarse grained lattice model, and using a bond fluctuation model in reference [4].

In this paper the following questions are examined: (1) How are the translational and configurational free energy of the polygon dependent on the concentration of monomers (modelled by vertices in the polygon) in the confining cube, and (2) what is the impact of topology (that is, of knot type) on the free energy of the polymer?

With respect to the first question, the model is a lattice knot confined to a cube in \mathbb{Z}^3 (see reference [14] for a model of a self-avoiding walk confined to a square in the square lattice). The confining cube has side-length $L-1$

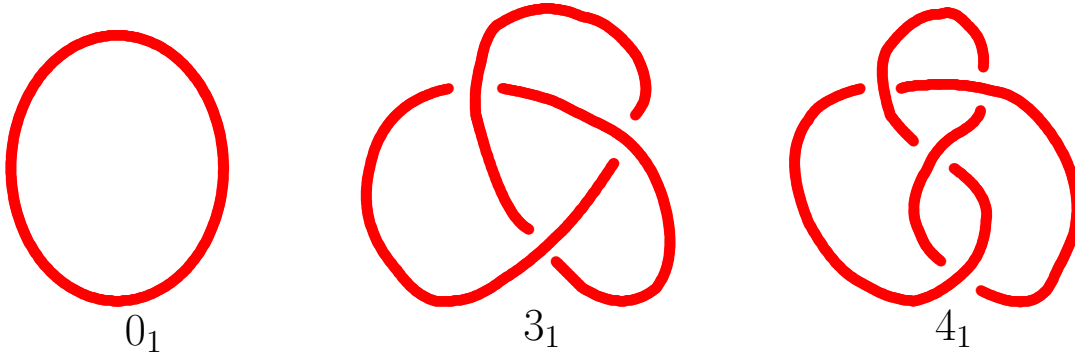


Figure 3: The unknot (0_1), the trefoil (3_1) and the figure eight (4_1).

and contains L^3 lattice sites – in this case the *dimension* of the cube is said to be L and its *volume* is $V = L^3$. The concentration ϕ of monomers in the lattice polygon is the number of monomers (vertices) per unit volume. The concentration of solvent molecules (lattice vertices in the cube disjoint with the lattice polygon) is $\phi_s = 1 - \phi$. It is assumed that the monomers in the polygon can freely occupy lattice sites, and there is no interaction between monomers and lattice sites (solvent molecules). Monomer-monomer interaction is a hard core repulsion due to self-avoidance of the polygon.

There are both translational and conformational contributions to the entropy in the model, as shown in figure 2. At low concentrations the polygon is very short, and it has low conformational entropy but can be translated inside the (relatively large) confining space (see the left panel in figure 2). That is, there are translation degrees of freedom which makes the dominant contribution to the entropy. For a polygon of length n in a cube of dimensions L this is the low concentration regime, and it is encountered when $n \ll L$. As shown in figure 2, the low concentration regime has $\phi < \phi_a = O(L^{1/\nu-d})$.

At high concentration the polygon has no translational degrees of freedom, but a large number of conformations; see the middle panel of figure 2. In this case the dominant contribution to the entropy is due to conformational degrees of freedom. Thermodynamic quantities (for example, the osmotic pressure of monomers in the lattice polygon, or of solvent molecules) can be determined from the free energy, and these are functions of the concentration ϕ . In both the low and high concentration regimes the free energy will be a function of knot type, as shown in the right panel in figure 2.

In section 3 the free energy of compressed lattice knots is estimated numerically and the dependence of the free energy on the concentration of monomers and on knot type is examined for the knot types the *unknot* 0_1 , the *trefoil knot* 3_1 , and the *figure eight knot* 4_1 (see figure 3). The discussion will be organised using Flory-Huggins theory [7, 12, 13, 15] and by estimating the Flory Interaction Parameter of lattice knots.

In section 2 a short review of Flory-Huggins theory is given, with the

emphasis on making a connection between the free energy per unit volume of a compressed lattice knot, and the *free energy of mixing* in Flory-Huggins theory (the free energy of mixing is obtained by including energy terms due to monomer-solvent interactions, and discarding all terms which are constant, or linear in the concentration, from the free energy). The Flory-Huggins free energy of mixing is also not a function of the coordination number of the lattice. Since the estimated free energy is a function of the coordination number of the lattice, it is shown that introduction of a term linear in the concentration in the free energy of mixing accounts for this dependence, giving a suitable model for analysing the free energy of compressed cubic lattice polygons.

Numerical data is presented in section 3, and by using Flory-Huggins theory to model the free energy of compressed lattice knots, the Flory Interaction Parameter χ for confined lattice knots is estimated:

$$\chi = 0.18 \pm 0.03. \quad (1)$$

This shows that dependence of χ on knot type is small, and cannot be resolved by the current data. In the broader context, this numerical result also shows that χ is not equal to zero, and so if the lattice is viewed as a “solvent” in which the lattice knot is dissolved, then it is a good solvent (and the conditions are not athermal). The self-avoiding constraint on the lattice knot is a short ranged repulsive force between monomers, and the effect of this is to give a non-zero value to χ . The Flory interaction parameter is also less than $\frac{1}{2}$, which means that the compressed lattice knot is well away from θ -conditions.

In section 4 the paper is concluded with a few final remarks.

2. Flory-Huggins theory and the free energy of compressed lattice knots

The number of states of polygons of knot type K and length n in \mathbb{Z}^3 is denoted by $p_n(K)$. The *growth constant* μ_K of lattice knots of knot type K is given by the limiting value of the logarithm of $p_n(K)$ per unit length (per edge or per step):

$$\log \mu_K = \limsup_{n \rightarrow \infty} \frac{1}{n} \log p_n(K) \quad (2)$$

where the limsup is taken through even values of n . If K is the unknot, then it is known that this limit exists [41], and it is denoted by $\log \mu_{01}$.

If a lattice knot is compressed in a cavity, then its free energy is a function of the dimension and shape of the cavity, and it also becomes a function of the concentration ϕ (of monomers per unit volume). This can be modelled by using Flory-Huggins theory [13, 15] (this is a mean field theory for modelling the free energy of concentrated polymers solutions or polymer melts).

Flory-Huggins theory is based on (1) a mean field estimate of the entropy, and (2) a second order approximation of monomer-monomer and monomer-solvent interactions. The theory is concerned with the *free energy of mixing*, rather than the total free energy, and so ignores linear and background terms contributing to the total free energy (it is, for example, not a function of the lattice coordination number γ while the free energy of a lattice polymer is a function of γ).

If a single chain is considered, then the entropy per unit volume V , of a polymer in a confining space, is estimated by

$$-S_{site}(\phi) = \frac{\phi}{n} \log \frac{\phi}{n} + (1 - \phi) \log(1 - \phi) \quad (3)$$

where $\phi = \frac{n}{V}$ is the volume fraction (or concentration) of monomers in a chain of length n (degree of polymerization) [15].

The entropy of mixing [12] is the difference between $S_{site}(\phi)$ and the weighted average of the entropy of pure solvent $S_{site}(0)$, and pure polymer $S_{site}(1)$:

$$-S_{mix} = -S_{site}(\phi) + (1 - \phi)S_{site}(0) + \phi S_{site}(1) = \frac{\phi}{n} \log \phi + (1 - \phi) \log(1 - \phi). \quad (4)$$

This cancels terms linear in ϕ and is independent of the coordination number of the lattice.

The energy of mixing per site (or per unit volume) has contributions from solvent-solvent, monomer-monomer and monomer-solvent interactions. For example, the contribution of monomer-solvent interactions is approximated by $E_{MS} = T \chi_{MS} \phi (1 - \phi)$, and is a *two-body* approximation, leaving out higher order contributions. Contributions from monomer-monomer and solvent-solvent interactions are similarly given by $E_{SS} = T \chi_{SS} (1 - \phi)^2$ and $E_{MM} = T \chi_{MM} \phi^2$. Collecting the second order contributions, and then computing the energy of mixing similar to S_{mix} above, gives the energy of mixing

$$E_{mix} = T \chi \phi (1 - \phi). \quad (5)$$

where $\chi = \chi_{MS} - \frac{1}{2}(\chi_{MM} + \chi_{SS})$ is the *Flory Interaction Parameter*.

The *mean field free energy of mixing per site* F_{mix} is given by adding to $-S_{mix}$ the energy of mixing $\frac{1}{T} E_{mix}$ per site [7]:

$$\frac{1}{T} F_{mix} = \frac{1}{T} E_{mix} - S_{mix} = \frac{\phi}{n} \log \phi + (1 - \phi) \log(1 - \phi) + \chi \phi (1 - \phi), \quad (6)$$

Expanding for small values of ϕ gives

$$\frac{1}{T} F_{mix} = \frac{\phi}{n} \log \phi + \frac{1}{2}(1 - 2\chi) \phi^2 + \frac{1}{6}\phi^3 + \dots \quad (7)$$

The (Edwards) *excluded volume parameter* is the coefficient of the quadratic term given by $v = 1 - 2\chi$ [11]. If $v = 0$ then the polymer is in θ -conditions and the first correction to $\frac{\phi}{n} \log \phi$ in F_{mix} is the third order term in ϕ . If $v < 0$ then the polymer is in a poor solvent, and if $v > 0$ it is in a good solvent. Notice that there are no linear terms in ϕ in the expansion.

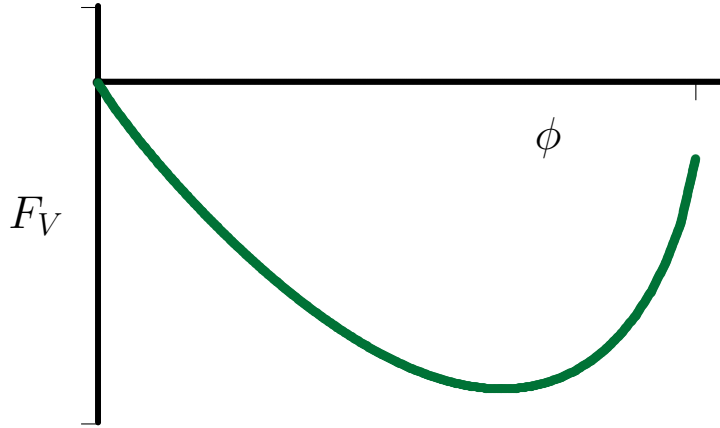


Figure 4: The Flory-Huggins total free energy per lattice site F_V (solid curve) and the osmotic pressure (dashed curve) which are obtained from the free energy of mixing F_{mix} modified by subtracting from it the linear term 0.10ϕ . In this schematic drawing, $N = 10$ and $\chi = \frac{1}{4}$.

The parameter χ is a measure of the (repulsive) interactions between solvent molecules and monomers. It tends to be positive [7] and increasing with T . Good solvents have small values of χ and if $\chi = 0$ then the solution is said to be “athermal”. When $\chi = \frac{1}{2}$ then the solvent is marginal and the polymer is in θ -conditions [7]. For $\chi > \frac{1}{2}$ the solvent is poor and the polymer may collapse from a coil to a globule phase [6, 40].

In order to apply these ideas in figure 1, put $T = 1$ and work in lattice units. The derivation of F_{mix} discards terms linear in ϕ , and also does not include multi-body interactions between monomers and solvent molecules. Instead, it only includes a two-body interaction between monomers and solvent molecules, and introduces the term $\chi \phi(1-\phi)$ to account for this. The total free energy of the model in figure 1 is dependent on the lattice coordination number, and it will be shown that the addition of a term linear in ϕ can account for this.

The total free energy of the model in figure 1 is given by $F_{tot} = -\log p_{n,L}(K)$, where $p_{n,L}(K)$ is the total number of conformations of a lattice polygon of knot type K and with placements in the containing volume V of dimensions L^3 counted as distinct. The free energy per unit volume (or per lattice site) is given by

$$F_V(K) = -\frac{1}{V} \log p_{n,L}(K). \quad (8)$$

The Flory free energy of mixing F_{mix} in equation (3) is also a free energy per unit volume, and so is related to F_V . However, F_V is a function of the lattice coordination number, and linear terms were discarded in the mean field derivation of F_{mix} . Thus, the free energy of mixing F_{mix} is a mean field approximation to F_V up to missing linear terms in ϕ (and also up to cubic and higher order terms in ϕ), and these terms should be a function of the lattice coordination number.

That is, a mean field assumption for F_V , based on the Flory-Huggins free energy of mixing, would be

$$F_V = a_0 \phi + \frac{\phi}{n} \log \phi + (1 - \phi) \log(1 - \phi) - \chi \phi^2, \quad (9)$$

where a_0 is a constant dependent on the lattice coordination number, as will be seen below.

In figure 4 a schematic diagram for F_V with $\chi = \frac{1}{4}$ and $a_0 = -0.10$ is shown. F_V is represented by the solid curve and it is a convex function of ϕ .

The *free energy per monomer* of the lattice knot is given by

$$f_t(\phi) = -\frac{1}{n} \log p_{n,L}(K) = \frac{1}{\phi} F_V. \quad (10)$$

Using the model in equation (18), the mean field Flory-Huggins expression for $f_t(\phi)$ is

$$f_t(\phi) = a_0 + \frac{1}{V\phi} \log \phi + \frac{1-\phi}{\phi} \log(1 - \phi) - \chi_{L,K} \phi, \quad (11)$$

where the possibility that $\chi_{L,K}$ is a function of L is explicitly indicated. Taking $L \rightarrow \infty$ (and so $V \rightarrow \infty$) gives the limiting curve

$$\lim_{L \rightarrow \infty} f_t(\phi) = a_0 + \frac{1-\phi}{\phi} \log(1 - \phi) - \chi_K \phi, \quad (12)$$

provided that $\phi > 0$ and where χ_K is the limiting value of the Flory interaction parameter for these models of lattice knots. Taking the limit $\phi \rightarrow 0^+$ on the right hand side gives

$$\lim_{\phi \rightarrow 0^+} \lim_{L \rightarrow \infty} f_t(\phi) = a_0 - 1. \quad (13)$$

This is the zero concentration limit, and this should be equal to $-\log \mu_K$ (where μ_K is the growth constant of lattice knots of type K since in the dilute limit the polygon is small compared to the confining cube and so has self-avoiding polygon statistics – see equation (2)). The growth constant μ_K is dependent on the coordination number of the lattice and this shows that for the cubic lattice knot there, there is a contribution of $n \log \mu_K + o(n)$ to the total free energy F_{tot} . Dividing by V , and then by ϕ , as in equations (9) and (10) gives the contribution $a_0 - 1 = \log \mu_K + o(1)$.

To see this, place a polygon of length L and knot type K in a cube of dimensions L^3 . The number of polygons in the cube is $O(L^3) \times p_L(K)$ (where $p_L(K)$ is the number of polygons of length L and knot type K). Taking logarithms, dividing by L and taking the limit superior as $L \rightarrow \infty$ gives $-\log \mu_K$, while the concentration goes to zero as $O(L^{-2})$. This shows that $a_0 = 1 - \log \mu_K$. That is, fitting numerical data against $f_t(\phi)$ for finite values of L should give estimates of a_0 which approaches $1 - \log \mu_K$ as L increases, while χ_L approaches a limiting value which is equal to the Flory Interaction Parameter of the polygons.

L^3	0_1 ($n = 4$)	3_1 ($n = 24$)	4_1 ($n = 30$)
2^3	6	—	—
3^3	36	—	—
4^3	108	4168*	864*
5^3	240	30104	18048
6^3	450	97752	73440
7^3	756	227080	188928
8^3	1176	438056	386400
9^3	1728	750648	687744
10^3	2430	1184824	1114848
11^3	3300	1760552	1689600
12^3	4356	2497800	2433888
13^3	5616	3416536	3369600
14^3	7098	4536728	4518624
15^3	8820	5878344	5902848

Table 1: Counts of minimal length polygons in L^3

3. Numerical data

The GAS algorithm [16, 17] was implemented with BFACF elementary moves [1, 3, 19] to sample lattice knots in \mathbb{Z}^3 along a sequence in state space [17]. Confining the lattice knot to a cube reduces the size of state space, and creates lattice knot irreducibility classes fitting inside the cube. This reduction in the size of the irreducibility class is a model of the reduction in entropy when a ring polymer is confined to a cavity. In each model (defined by the knot type of the compressed lattice knots, and by the dimension of the confining cube) there is an irreducibility class which contains the minimum length lattice knots.

In the case of the unknot the minimal length is 4 and there are three minimal length realisations in the cubic lattice, namely the unit square in each of the three lattice planes. When confined in a cube of dimension L (and side length $L-1$) these minimal length unknotted polygons are members of an irreducibility class which will be called the *natural class* of compressed (unknotted) polygons. That is, the natural class of lattice knots in a cube of dimension L is the set of all lattice knots in the cube which can be reached from minimal length lattice knots in the cube.

The number of states of minimal length in the natural class of unknotted lattice knots can be counted, and these numbers are shown in the second column of table 1. For a cube of dimension L the number of minimal length lattice knots of length 4 is $3L(L-1)^2$. For example, if $L = 2$ (the cube with 8

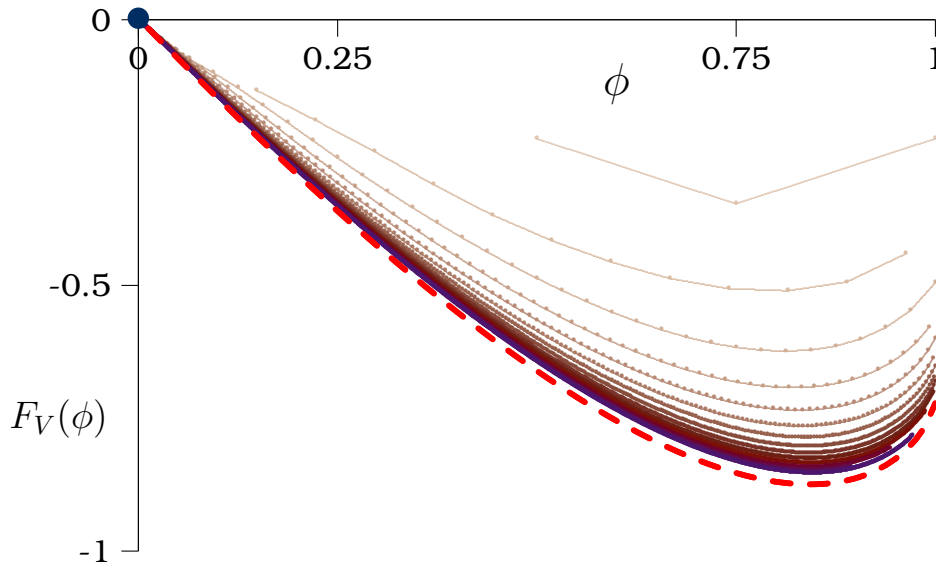


Figure 5: The free energies $F_V(\phi)$ of compressed unknotted lattice knots confined to cubes of dimensions L , with $L \in \{3, 4, 5, \dots, 12\}$. With increasing values of L the curves systematically decrease to an apparent limiting curve. The dashed line is the limiting curve given by Flory-Huggins theory (see equation (18)).

sites) there are 6 polygons of length 4.

The situation is more complicated if the polygons are knotted. For example, for lattice knots of knot type 3_1 (the trefoil) in a cube of dimension 5 (with 5^3 sites), a computer count gives 30104 lattice knots of minimal length $n = 24$ that can be placed inside the cube (where lattice knots equivalent under translations inside the cube are counted as distinct conformations). These minimal length lattice knots are members of the natural class of compressed lattice knots of knot type 3_1 (the trefoil) in the cube of dimension 5 and with 125 lattice sites.

More generally, for the knot type 3_1 , $p_{24}(3_1) = 3328$, since there are 3328 distinct (up to translation) realisations of these minimal length lattice knots of length ($n = 24$) [36]. One-half of these will be left handed trefoils, and the other half are right handed. In a cube of dimension 3 (with $3^3 = 27$ sites), none of these minimal lattice knots will fit, and so the natural class is empty. In a cube of dimension 4 (with $4^3 = 64$ sites) there are 3304 minimal length lattice knots (of both left-handed and right-handed chirality) which can be placed inside the cube. This gives a natural class containing 4168 minimal length lattice knots (with placements equivalent under translations counted as distinct). There are also 24 minimal length lattice knots of type 3_1 which will not fit into the cube of dimensions 4. In other words, the natural class of minimal length lattice knots does not include representatives of these polygons, and this is indicated by the * in table 1. The GAS algorithm finds all these 4168 minimal length states in the natural class (provided that rigid

L	χ_{01}	χ_{31}	χ_{41}
3	0.4372	—	—
4	0.3611	0.9796	1.2820
5	0.3084	0.5983	0.7395
6	0.2810	0.4185	0.4913
7	0.2617	0.3333	0.3737
8	0.2514	0.2905	0.3189
9	0.2437	0.2662	0.2814
10	0.2388	0.2524	0.2619
11	0.2335	0.2433	0.2501
12	0.2284	0.2367	0.2396
13	0.2188	0.2235	0.2272
14	0.2122	0.2165	0.2203
15	0.2176	0.2246	0.2239

Table 2: Estimated Flory interaction parameters from $F_V(\phi)$.

rotations and reflections of the entire polygon is added to the BFACF moves).

All minimal length lattice knots of type 3_1 can be placed inside a cube of dimension 5, and the natural class contains 30104 states. The algorithm, if implemented with rigid rotations and reflections of the confined lattice knot inside the cube, finds all these states, so that all minimal length lattice knots in a cube of dimensions 5 are in the irreducibility class of the algorithm. This is similarly true for larger cubes – the number of minimal length states in each case is listed in table 1.

Similarly, there are 3648 minimal length lattice knots of type 4_1 (the minimal length is 30) [36]. None of these minimal length lattice knots can be placed in a cube of dimension 3, but a total of 864 lattice knots of length 30 and type 4_1 can be placed in a cube of dimension 4. The GAS algorithm, implemented with rigid rotations and reflections, detects all 864 of these minimal length states in a cube of dimension 4, and so the natural class for lattice knots of type 4_1 in a cube of dimension 4 is defined in this way. If the cube has dimension 5, then the algorithm detects all 3648 minimal length lattice knots of type 4_1 , and they can be placed 18048 distinct ways, as shown in table 1.

These observations are similarly true for larger cubes and the number of states of minimal length in the natural class is listed in table 1 and are detected by the algorithm.

The GAS algorithm was implemented using the data in table 1 and it sampled along GAS sequences in parallel on a multiprocessor computer. A total of 400 sequences were realised, each of length $2L \times 10^6$ iterations. For

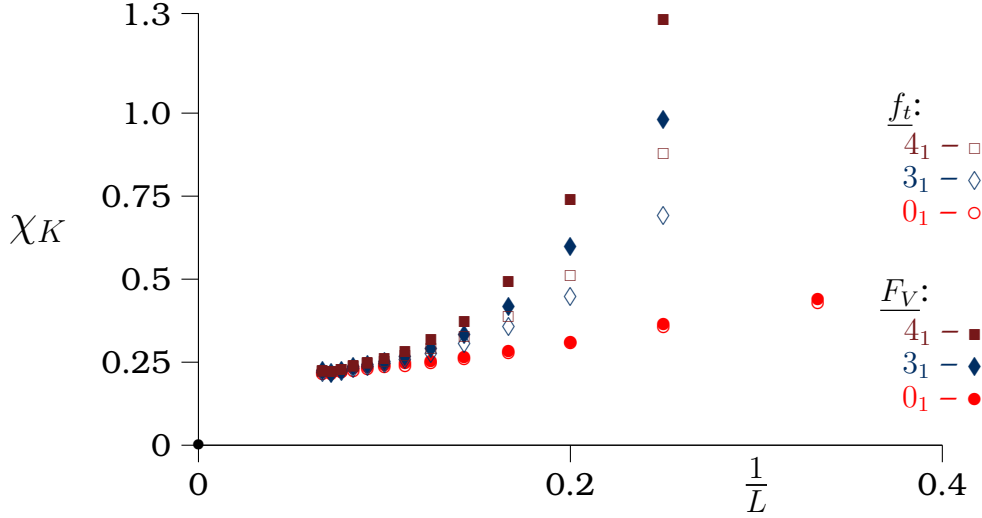


Figure 6: Estimates of the Flory Interaction Parameter χ_K for knot types the unknot (●), the trefoil (◆), and the figure eight knot (■). The solid points are estimates determined from the free energy F_V , while open points are estimates determined from f_t . The data are plotted against $1/L$ and clearly approaches a limiting value as L increases.

example, for $L = 10$, a total of 2×10^7 lattice knots in a cube of dimension 10 were sampled along each sequence, for a total of 8×10^9 iterations in total. The resulting data are approximate counts of lattice knots of length n in the natural class in a cube of dimension L ; these are estimates of $p_{n,L}(K)$, the number of lattice knots in the natural class, of knot type K , and length n .

The free energy per unit volume of compressed lattice knots of type K is given in equation (8), and in figure 5 the estimates of the free energy per lattice site $F_V(0_1)$ of compressed unknotted lattice knots in cubes of volume $V = L^d$ are plotted as a function of the concentration of vertices $\phi = \frac{n}{V}$. The general appearance of these curves is similar to the curve due to Flory-Huggins theory shown in figure 4.

3.1. Unknotted compressed lattice knots

The Flory-Huggins mean field expression for $F_V(\phi)$ is given by equation (9). Since $\phi = \frac{n}{V}$, the contribution of the second term to this expression is small for larger values of ϕ , and the approximation

$$F_V(0_1) \simeq a_0 \phi + (1 - \phi) \log(1 - \phi) - \chi_{01} \phi^2 \quad (14)$$

may be used to model the data in figure 5. For example, when $L = 10$ then a least squares fit to the data gives

$$F_V(0_1)|_{L=10} \approx -0.4252 \phi + (1 - \phi) \log(1 - \phi) - 0.2388 \phi^2. \quad (15)$$

This suggests that $a_0 = -0.4252 \dots$, and the estimate for χ_{01} is a finite L value of the Flory-Huggins interaction parameter: $\chi_{01}|_{L=10} = 0.2388 \dots$

L	χ_{01}	χ_{31}	χ_{41}
3	0.4265	—	—
4	0.3530	0.6906	0.8784
5	0.3046	0.4482	0.5115
6	0.2748	0.3564	0.3886
7	0.2561	0.3053	0.3265
8	0.2437	0.2760	0.2895
9	0.2370	0.2569	0.2686
10	0.2320	0.2471	0.2531
11	0.2260	0.2383	0.2450
12	0.2220	0.2325	0.2370
13	0.2165	0.2231	0.2270
14	0.2192	0.2180	0.2225
15	0.2132	0.2193	0.2218

Table 3: Estimated Flory interaction parameters from f_t

The remaining estimates of χ_{01} for $3 \leq L \leq 15$ are listed in the second column of table 2. These data are plotted in figure 6 against $\frac{1}{n}$ (solid •'s). There are some curvature in the data for small values of L , but an extrapolation using a quadratic polynomial for $L \geq 7$ gives the limiting value $\chi_{01} = 0.18$, while a linear extrapolation also gives $\chi_{01} = 0.18$. Including all the data for all values of L instead gives $\chi_{01} = 0.18$ (a quadratic extrapolation), and $\chi_{01} = 0.15$ (a linear extrapolation). Thus, we take as our best estimate $\chi_{01} = 0.18 \pm 0.03$.

The free energy per monomer $f_t(\phi)$ (see equation (10)) is plotted in figure 7. The sharp decrease in $f_t(\phi)$ for increasing ϕ at low concentration is due a reduction in translational degrees of freedom with increasing concentration when the lattice polygon is very short (and can explore the volume of the confining cube freely). With increasing values of L the free energy $f_t(\phi)$ appears to approach a limiting curve. There is a critical concentration ϕ^* where $f_t(\phi)$ has a local minimum. With increasing L , the critical concentration ϕ^* appears to decrease towards zero.

When $\phi < \phi^*$ the lattice knot is short and translational degrees of freedom may make a contribution to the free energy. As L increases ϕ^* should decrease to zero, and the minimum in the free energy should approach $-\log \mu_{01}$, where μ_{01} is the growth constant of unknotted lattice polygons (see equation (2), and, for example, references [18, 45]). This is seen by noticing that at a concentration $\phi_L = \frac{L}{V}$ polygons have length L and the total number of states is of order $O(L^3 p_{L,L}) \simeq O(L^3 p_L(0_1))$, where $p_L(0_1)$ is the number of unknotted lattice polygons of length L . Taking logarithms, dividing by L , and taking the limit superior as $L \rightarrow \infty$, gives $\log \mu_{01}$, while $\phi_L \rightarrow 0^+$.

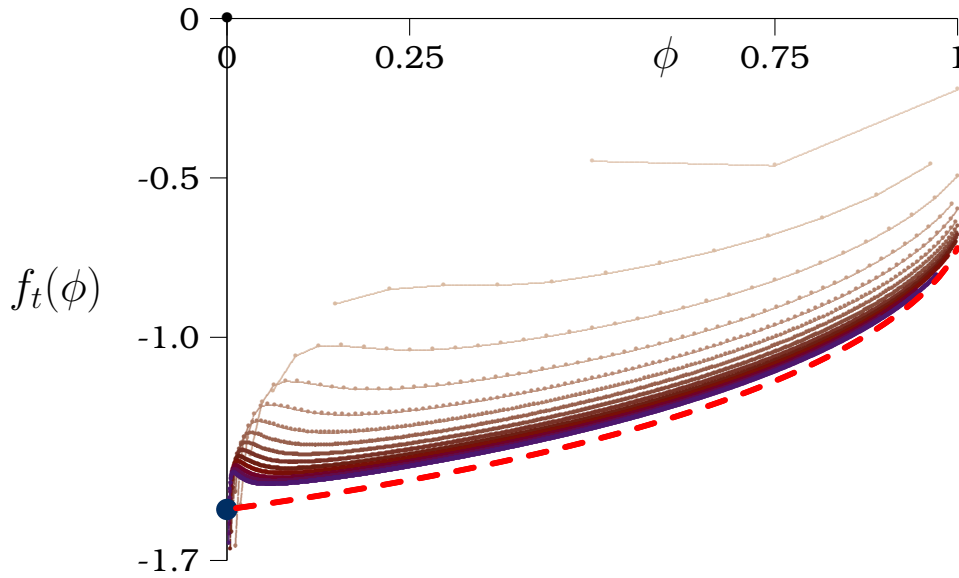


Figure 7: The free energies $f_t(\phi)$ of compressed unknotted lattice polygons confined in cubes of dimensions L^3 , with $L \in \{3, 4, 5, \dots, 15\}$. With increasing values of L the curves systematically decrease to an apparent limiting curve. Notice the behaviour at small ϕ where there is a sharp decrease in $f_t(\phi)$ due to translational degrees of freedom at low concentrations. The dashed line is the limiting curve given by the approximation in equation (16) with $a_0 = 1 - \log \mu_{01}$ and $\chi_{01} = 0.18$.

The Flory-Huggins approximation to $f_t(\phi)$ is given by equation (12):

$$f_t(\phi) \simeq a_0 + \frac{1-\phi}{\phi} \log(1-\phi) - \chi_{01} \phi. \quad (16)$$

Taking the derivative of the right hand side shows that this is an increasing function of ϕ . However the curves in figure 7 are not monotone, but go through a local minimum at a critical concentration ϕ^* before increasing monotone as ϕ approaches 1.

In order to estimate the Flory Interaction Parameter χ_{10} from these data, a least squares fit of equation (16) was done against the data for $\phi > \phi^*$ (that is, on numerical data for concentrations where $f_t(\phi)$ is monotone increasing). This is shown in figure 8 for $L = 9$. The location of the local minimum in $f_t(\phi)$ is indicated by a bullet. It is expected that $\phi^* \rightarrow 0^+$ and thus $f_t(\phi^*) \rightarrow -\log \mu_{01}$ as $L \rightarrow \infty$. This gives an estimate of the limiting value of the parameter a_0 in equation (16), namely $a_0 \rightarrow 1 - \log \mu_{01}$ as $L \rightarrow \infty$. The bullets on the vertical axes in figures 7 and 8 denote $-\log \mu_{01}$.

The least squares estimates of χ_{01} from the data in figure 7 are functions of L . As L increases these should give an extrapolated estimate of the Flory Interaction Parameter of unknotted lattice polygons. In a cube of dimension 9 (as in figure 8) a least squares fit gives $a_0|_{L=9} = -0.4107\dots$ and $\chi_{01}|_{L=9} = 0.2370\dots$. The estimates of χ_{01} for the values of $L \in \{3, 4, 5, \dots, 15\}$ are listed in table 3. Extrapolating the data with a quadratic gives the limiting estimate $\chi_{01} = 0.17$, and a linear extrapolation of the data for $L \geq 9$ gives

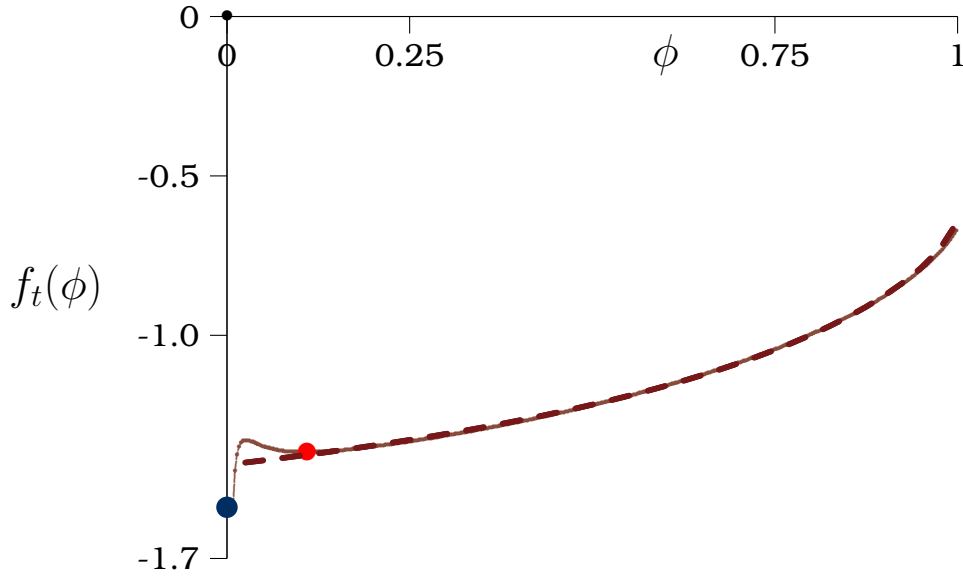


Figure 8: The free energies $f_t(\phi)$ of compressed unknotted lattice polygons in a cube of dimension 9. The local minimum is indicated by the bullet and it occurs at a concentration ϕ^* . If $L \rightarrow \infty$, then ϕ^* should approach zero, and the local minimum in the free energy should approach $-\log \mu_{01}$, where μ_{01} is the growth constant of lattice polygons of knot type 0_1 . In this case (for $L = 9$) the local minimum is at -1.3697 , and the critical concentration is $\phi^* = 0.1097$. The dashed curve is the least squares fit of equation (16) for $\phi > \phi^*$.

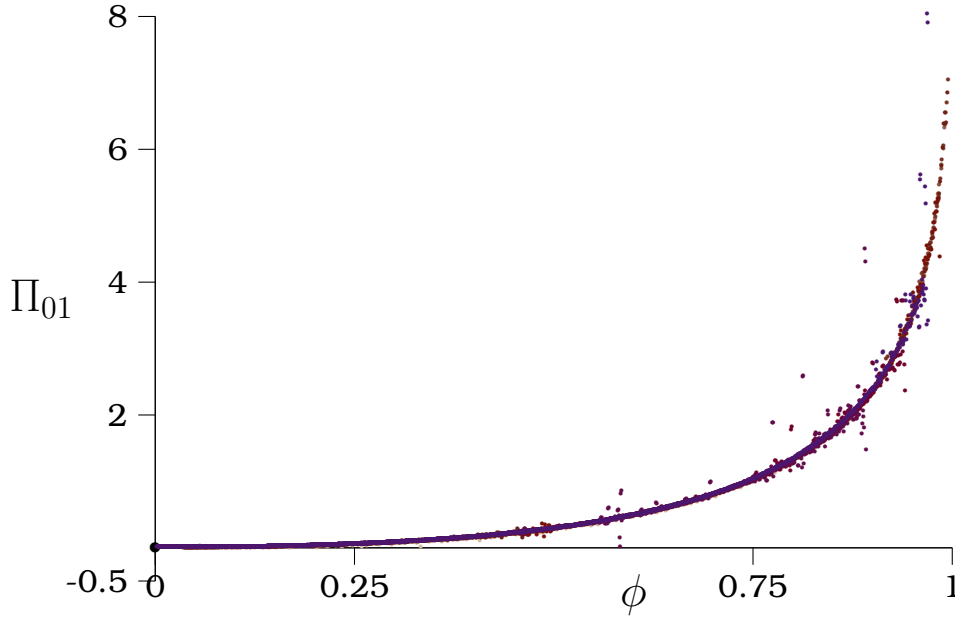


Figure 9: Osmotic pressure Π_{01} for compressed unknotted lattice knots determined by equation (19).

$\chi_{01} = 0.18$. These results are consistent with those determined from F_V above.

Taken together, the consistent results for the Flory interaction parameter determined from $F_V(0_1)$ and $f_t(0_1)$ indicates the best numerical estimate of the

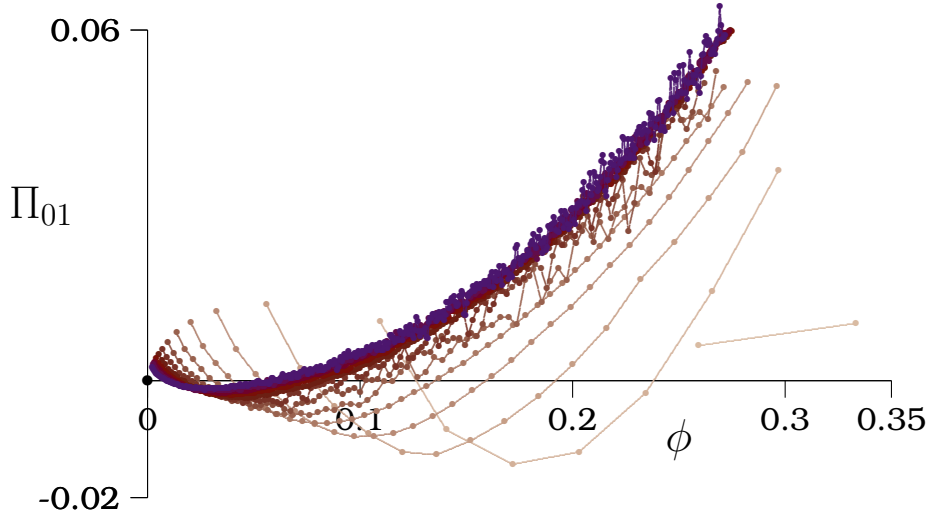


Figure 10: The osmotic pressure Π_{01} for compressed unknotted lattice knots at low concentration. The pressure turns negative for low values of the concentration, and has a minimum at a critical concentration.

limiting value of χ_{01} from the numerical data in this study:

$$\chi_{01} = 0.18 \pm 0.03. \quad (17)$$

The value of a_0 in equation (14) is given by $1 - \log \mu_{01}$, and since numerical results indicate that $\mu_{01} \approx \mu_3$ to at least 5 significant digits [18], one may approximate $a_0 \approx 1 - \log \mu_3 = -0.5442\dots$ (here μ_3 is the self-avoiding walk growth constant in the cubic lattice). This gives the following Flory-Huggins mean field approximation to the free energy $F_V(0_1)$ of compressed unknotted polygons:

$$F_V(0_1) \approx -0.544\phi + (1 - \phi) \log(1 - \phi) - 0.18\phi^2. \quad (18)$$

This is plotted as the dashed curve in figure 5 and it is a good approximation of $F_V(0_1)$ over the entire range of $\phi \in [0, 1]$. Since $f_t(0_1) = \frac{1}{\phi} F_V(0_1)$, the model above is also a model of the free energy per unit length, and this is shown by the dashed curve in figure 7.

From the free energy $f_t(\phi)$ one may compute other thermodynamic quantities, and in particular the osmotic pressure of monomers in the polymer (that is, the tendency of monomers to enter or exit the lattice polymer, changing its length). Taking the derivative of $f_t(\phi)$ to ϕ shows that the osmotic pressure of monomers in unknotted lattice knots is given by

$$\Pi_{01} = \phi^2 \frac{d}{d\phi} f_t(\phi). \quad (19)$$

The data in figure 7 is of sufficient high quality so that a numerical derivative can be taken to estimate Π_{01} . Using a central second order numerical approximation to the derivative gives the result shown in figure 9. The data collapse to a single curve for large values of ϕ , but closer examination for

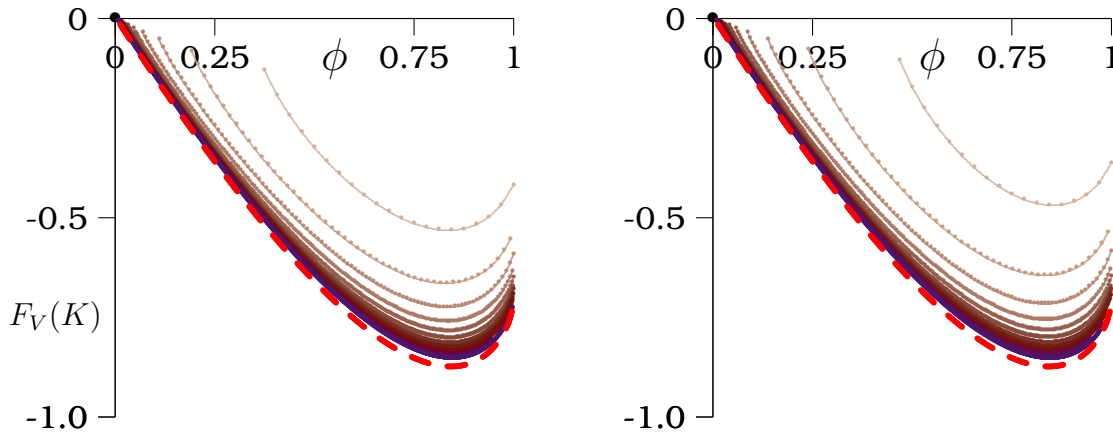


Figure 11: The free energies $F_V(K)$ of compressed lattice knots confined to cubes of dimension L , with $L \in \{4, 5, \dots, 15\}$ and for knot types the trefoil (left panel) and the figure eight knot (right panel). With increasing values of L the curves systematically decrease to an apparent limiting free energy per unit volume given approximately by equation (20). In this particular graphs, $\chi_K = 0.18$ and $a_0 = 1 - \log \mu_3(0_1)$; see equation (18). Notice the differences between the left and right panels for smaller values of L .

low concentration in figure 10 show dependence on L and negative osmotic pressures.

3.2. Compressed lattice knots of knot types 3_1 and 4_1

The free energy per unit volume $F_V(K)$ of lattice knots of knot types 3_1 and 4_1 are plotted in figure 11 for lattice knots confined to cubes of dimension L and for $L = 4, 5, \dots, 12$. With increasing L the curves appear to approach a limiting curve which looks similar to the curves for $F_V(0_1)$ in figure 5 (the free energy per unit volume for the unknot).

The model in equation (9) gives

$$F_V(K) \simeq a_0 \phi + (1 - \phi) \log(1 - \phi) - \chi_K \phi^2 \quad (20)$$

where χ_K is the Flory Interaction Parameter for lattice knots of type K . Least squares fits of this model to the data in figure 11 give the estimates for χ_{31} and χ_{41} in the third and fourth columns of table 2. The estimates for χ_{31} and χ_{41} are significantly larger than for χ_{01} for small values of L (say for $L < 8$), but for $L > 10$ the estimates converge to those measured for χ_{01} . These estimates are plotted in figure 6, with χ_{31} represented by \blacklozenge , and χ_{41} by \blacksquare . Clearly, with increasing L , these estimates appear to converge to the same limiting values estimated for χ_{01} (denoted by \bullet).

The free energies per unit length $f_t(\phi)$ for the trefoil knot and the figure eight knot are shown in figures 12 and 13 respectively. These curves should be compared to the results for the unknot in figure 7, which have substantial different behaviour. These differences are also illustrated in figure 14 for $L = 10$, and they are particularly prominent for low values

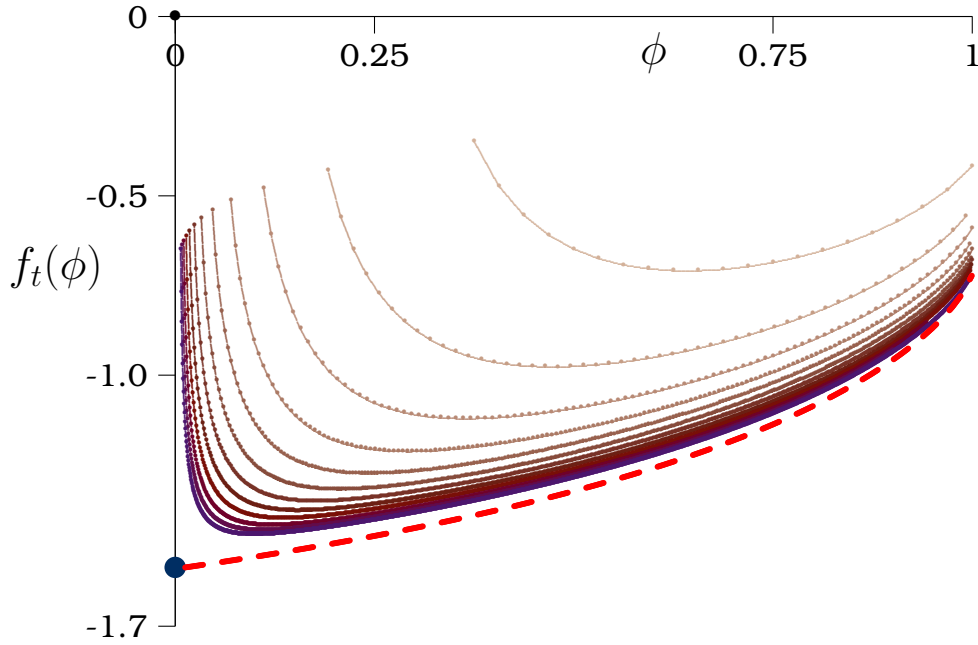


Figure 12: The free energy $f_t(\phi)$ of compressed lattice knots of type the trefoil (3_1) confined in cubes of dimension L , with $L \in \{4, 5, \dots, 15\}$. With increasing values of L the curves systematically decrease to a hypothetical limiting curve. The dashed line is given by equation (16) with $\chi_{01} = 0.18$ and $a_0 = 1 - \log \mu_3(0_1)$, showing that the values of the unknot gives a good approximation to the limiting curve.

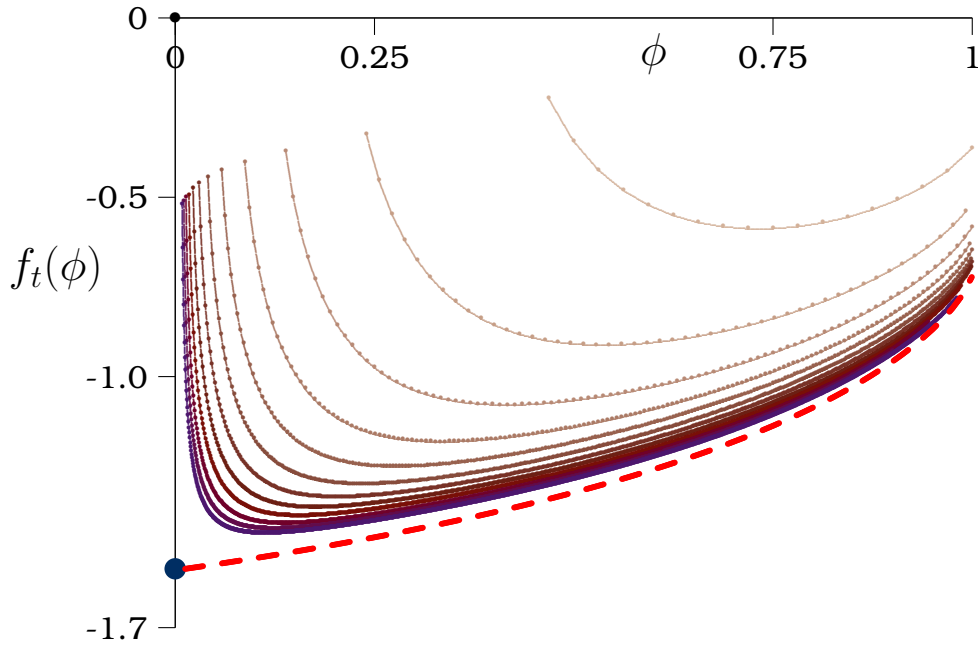


Figure 13: The free energy $f_t(\phi)$ of compressed lattice knots of type the figure eight knot (4_1) confined in cubes of dimension L , with $L \in \{4, 5, \dots, 15\}$. With increasing values of L the curves systematically decrease to a hypothetical limiting curve. The dashed line is given by equation (16) with $\chi_{01} = 0.18$ and $a_0 = 1 - \log \mu_3(0_1)$, showing that the values of the unknot gives a good approximation to the limiting curve.

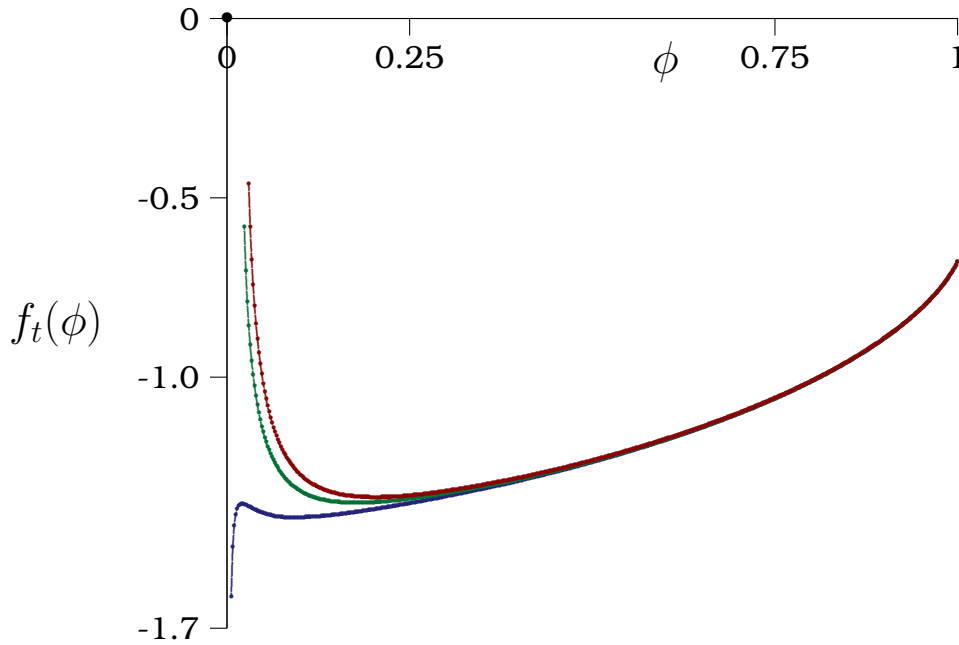


Figure 14: The free energies $f_t(\phi)$ of compressed lattice knots with $K = 0_1$ (bottom curve – the unknot), $K = 3_1$ (middle curve – the trefoil) and $K = 4_1$ (top curve – the figure eight knot). The lattice knots were confined in a cube of dimension $L = 10$.

of the concentration. Minimal length lattice trefoil and figure eight knots have a substantial configurational entropy, in addition to contributions from translational degrees of freedom at low concentration. On the other hand, minimal length lattice knots of knot type the unknot have little configurational entropy, but also has a relatively large contribution to its free energy due to translational degrees of freedom at low concentration. These observations about contributions of configurational and translational entropy apparently underly the differences seen between figures 7 for the unknot, and figures 12 and 13 for the trefoil and figure eight knots, respectively.

The analysis of the data for $f_t(\phi)$ proceeded in the same way as for the unknot. The minimum free energy was determined by finding the concentration ϕ^* at the minimum of the curves in figures 12 and 13, and fitting the Flory-Huggins model to data with concentrations $\phi > \phi^*$. This gives estimates for the Flory Interaction Parameter χ_K for compressed knotted polygons. The results are in the second and third columns of table 3, and also plotted in figure 6 where the data points \diamond correspond to the results for the trefoil knot 3_1 , and the data points \square correspond to the results for the figure eight knot 4_1 . These results indicate that the estimate of the Flory interaction parameter χ_K for knotted polygons is, in the limit that $L \rightarrow \infty$, the same as for the unknot and that equation (17) remains the best estimate in this study.

The osmotic pressure of compressed lattice knots of types 3_1 and 4_1 can also be computed using a numerical derivative to approximate equation (19).

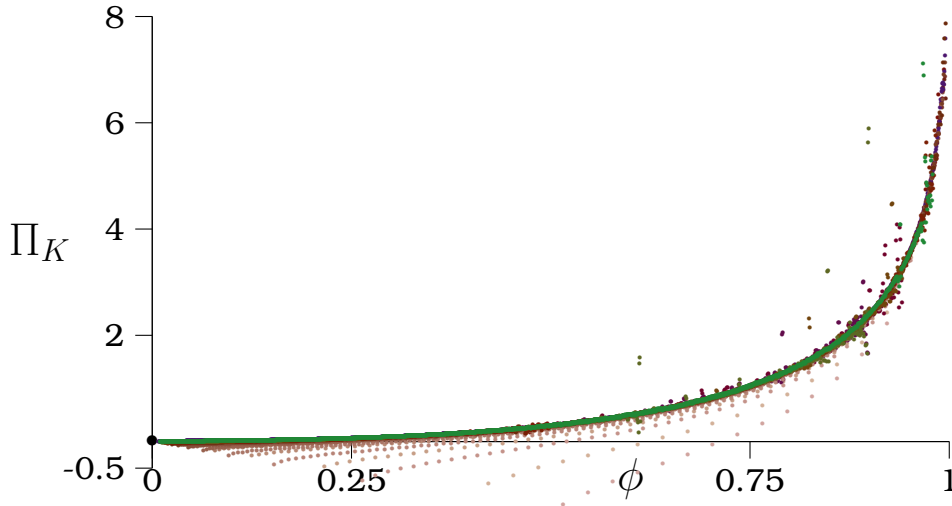


Figure 15: Calculated osmotic pressures Π_K for compressed lattice knots of types 3_1 and 4_1 . On the scale in this picture these data are not distinguishable, and the osmotic pressure appears to be independent of knot type for high concentrations. For low concentrations, however, the osmotic pressure is negative, and appears to be a function of knot type.

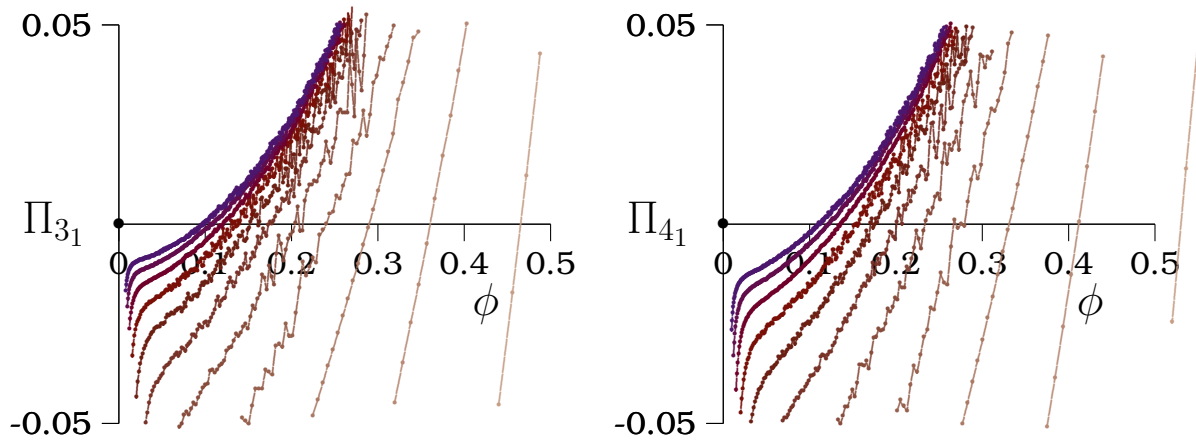


Figure 16: The osmotic pressures Π_{3_1} (left panel) and Π_{4_1} (right panel) for compressed lattice knots of knot types 3_1 and 4_1 . Both pressures are negative at low concentration, passing through critical concentration ϕ_0 where the pressure is zero, to positive osmotic pressure for higher concentration.

In figure 15 the results are shown for both knot types, and on the scale of the figure there are little differences between these knots, and with the result in figure 9 for the unknot. However, closer examination at low concentration shows that the osmotic pressure is negative. This is shown in figure 16, and these results should be compared to the result for the unknot in figure 10.

4. Conclusions

The mean field expressions for the free energies in Flory-Huggins theory are good approximations to the free energy of a model of compressed lattice

polygons in a cube of dimension L at concentrations sufficiently larger than zero. This is, for example, seen in the data plotted in figure 5 and in figure 7. It was also possible to determine a consistent value of the Flory Interaction Parameter χ from the data, as shown in figure 6. The estimate $\chi_K \approx 0.18$ for $K \in \{0_1, 3_1, 4_1\}$ appears to be independent of knot type, and also shows, in the context of Flory-Huggins theory, that the cubic lattice acts as a “good solvent” for lattice knots (since $\chi_K > 0$ the solvent is not athermal, and since $\chi_K < \frac{1}{2}$ it is also not a θ -solvent).

There are, however, some additional observations which can be made about using Flory-Huggins theory to model the free energy of compressed lattice knots. These are:

- The numerical results support a conjecture that the Flory Interaction Parameter is independent of knot type;
- While the Flory-Huggins expressions in equation (14) and equation (16) are good approximations of the free energies F_V and f_t , the Flory-Huggins expression for the osmotic pressure deviates from the calculated data in figures 9 and 15, in particular at concentrations close to 1;
- On magnification of the osmotic pressure in figures 10 and 16, Flory-Huggins theory is not a good approximation at low concentrations – it fails to explain the dependence of osmotic pressure on knot type, and does not account for the measured negative values of the osmotic pressure in the data.

Acknowledgements: EJJvR acknowledges financial support from NSERC (Canada) in the form of Discovery Grant RGPIN-2014-04731. I am grateful to SG Whittington for helpful remarks.

References

- [1] C Aragao de Carvalho, S Caracciolo, and J Fröhlich. Polymers and $g\phi^4$ -theory in four dimensions. *Nucl Phys B*, 215:209–248, 1983.
- [2] M Baiesi, E Orlandini, and AL Stella. The entropic cost to tie a knot. *J Stat Mech: Theo Expr*, page P06012, 2010.
- [3] B Berg and D Foerster. Random paths and random surfaces on a digital computer. *Phys Lett B*, 106:323–326, 1981.
- [4] I Carmesin and K Kremer. The bond fluctuation method: A new effective algorithm for the dynamics of polymers in all spatial dimensions. *Macromol*, 21(9):2819–2823, 1988.
- [5] NR Cozzarelli and JC Wang. *DNA topology and its biological effects*. Cold Spring Harbor Laboratory Press, 1990.

- [6] P-G de Gennes. Collapse of a polymer chain in poor solvents. *J de Phys Lett*, 36:55–57, 1975.
- [7] P-G de Gennes. *Scaling Concepts in Polymer Physics*. Cornell, 1979.
- [8] P-G de Gennes. Tight knots. *Macromol*, 17:703–704, 1984.
- [9] M Delbrück. Knotting problems in biology. *Proc Symp Appl Math*, 14:55–63, 1962.
- [10] SF Edwards. Statistical mechanics with topological constraints: I. *Proc Phys Soc*, 91(3):513, 1967.
- [11] SF Edwards. In *Molecular fluids: Les Houches, Aout 1973, Cours de l'Ecole de Physique Theorique*, Eds. R Balian and G Weill. Gordon & Breach, New York, 1976.
- [12] PJ Flory. Thermodynamics of high polymer solutions. *J Chem Phys*, 10:51–61, 1942.
- [13] PJ Flory. *Principles of Polymer Chemistry*. Cornell University Press, London, 1953.
- [14] F Gassoumov and EJ Janse van Rensburg. Osmotic pressure of confined square lattice self-avoiding walks. *arXiv : cond-mat*, 1806.01746, 2018.
- [15] ML Huggins. Some properties of solutions of long-chain compounds. *J Phys Chem*, 46:151–158, 1942.
- [16] EJ Janse van Rensburg and A Rechnitzer. Generalized atmospheric sampling of self-avoiding walks. *J Phys A: Math Theo*, 42:335001, 2009.
- [17] EJ Janse van Rensburg and A Rechnitzer. Generalized atmospheric sampling of knotted polygons. *J Knot Theo Ram*, 20:1145–1171, 2011.
- [18] EJ Janse van Rensburg and SG Whittington. The knot probability in lattice polygons. *J Phys A: Math Gen*, 23:3574–3590, 1990.
- [19] EJ Janse van Rensburg and SG Whittington. The BFACF algorithm and knotted polygons. *J Phys A: Math Gen*, 24:5553–5567, 1991.
- [20] D Jungreis. Gaussian random polygons are globally knotted. *J Knot Theo Ram*, 3:455–464, 1994.
- [21] K Koniaris and M Muthukumar. Knottedness in ring polymers. *Phys Rev Lett*, 66:2211–2214, 1991.
- [22] Y Liu and B Chakraborty. Shapes of semiflexible polymers in confined spaces. *Phys Biol*, 5(2):026004, 2008.
- [23] Y Liu and B Chakraborty. Segregation of polymers in confined spaces. *Phys Biol*, 9(6):066005, 2012.
- [24] B Marcone, E Orlandini, AL Stella, and F Zonta. What is the length of a knot in a polymer? *J Phys A: Math Gen*, 38:L15–L21, 2004.
- [25] R Matthews, AA Louis, and JM Yeomans. Confinement of knotted polymers in a slit. *Mol Phys*, 109:1289–1295, 2011.
- [26] C Micheletti, D Marenduzzo, E Orlandini, and DW Summers. Knotting of random ring polymers in confined spaces. *J Chem Phys*, 124(6):064903, 2006.
- [27] C Micheletti and E Orlandini. Numerical study of linear and circular model DNA chains confined in a slit: metric and topological properties. *Macromol*, 45(4):2113–2121, 2012.
- [28] JPJ Michels and FW Wiegel. Probability of knots in a polymer ring. *Phys Lett A*, 90:381–384, 1982.
- [29] M Müller, JP Wittmer, and ME Cates. Topological effects in ring polymers: A computer simulation study. *Phys Rev E*, 53(5):5063–5074, 1996.
- [30] E Orlandini, AL Stella, and C Vanderzande. The size of knots in polymers. *Phys Biol*, 6(2):025012, 2009.
- [31] E Orlandini, MC Tesi, EJ Janse van Rensburg, and SG Whittington. Entropic exponents of lattice polygons with specified knot type. *J Phys A: Math Gen*, 29:L299–L304, 1996.
- [32] E Orlandini and SG Whittington. Statistical topology of closed curves: Some applications in polymer physics. *Rev Mod Phys*, 79(2):611, 2007.
- [33] N Pippenger. Knots in random walks. *Disc Appl Math*, 25:273–278, 1989.

- [34] VV Rybenkov, NR Cozzarelli, and AV Vologodskii. Probability of DNA knotting and the effective diameter of the DNA double helix. *Proc Nat Acad Sci*, 90:5307–5311, 1993.
- [35] VV Rybenkov, AV Vologodskii, and NR Cozzarelli. The effect of ionic conditions on DNA helical repeat, effective diameter and free energy of supercoiling. *Nucl Acids Res*, 25:1412–1418, 1997.
- [36] R Scharein, K Ishihara, J Arsuaga, Y Diao, K Shimokawa, and M Vazquez. Bounds for the minimum step number of knots in the simple cubic lattice. *J Phys A: Math Theo*, 42:475006, 2009.
- [37] SY Shaw and JC Wang. Knotting of a DNA chain during ring closure. *Science*, 260:533–536, 1993.
- [38] CE Soteros. Random knots in uniform branched polymers. *Math Modelling Sci Comp*, 2:747–752, 1993.
- [39] CE Soteros. Knots in graphs in subsets of \mathbb{N}^3 . In SG Whittington, DW Sumners and T Lodge, editor, *Topology and Geometry in Polymer Science*, pages 101–133. Springer, 1998.
- [40] JM Stephen. Collapse of a polymer chain. *Phys Lett A*, 53:363–364, 1975.
- [41] DW Sumners and SG Whittington. Knots in self-avoiding walks. *J Phys A: Math Gen*, 21:1689–1694, 1988.
- [42] MC Tesi, EJ Janse van Rensburg, E Orlandini, DW Sumners, and SG Whittington. Knotting and supercoiling in circular DNA: A model incorporating the effect of added salt. *Phys Rev E*, 49:868–872, 1994.
- [43] S Trigueros, J Arsuaga, ME Vazquez, DW Sumners, and J Roca. Novel display of knotted DNA molecules by two-dimensional gel electrophoresis. *Nucl Acids Res*, 29:e67–e67, 2001.
- [44] AV Vologodskii, AV Lukashin, MD Frank-Kamenetskii, and VV Anshelevich. The knot problem in statistical mechanics of polymer chains. *Sov J Expr Theo Phys*, 39:1059–1063, 1974.
- [45] SG Whittington and EJ Janse van Rensburg. Random knots in ring polymers. *Math Mod and Sci Comp*, 2:741–746, 1993.