

# A Framework for Covariate Balance using Bregman Distances

Kevin P. Josey<sup>1</sup>, Elizabeth Juarez-Colunga<sup>1</sup> and Debashis Ghosh<sup>1,\*</sup>

<sup>1</sup>Department of Biostatistics and Informatics, University of Colorado, Aurora, CO 80045

\*Corresponding Author: Debashis Ghosh, debashis.ghosh@ucdenver.edu

September 1, 2022

## Abstract

A common goal in observational research is to estimate marginal causal effects in the presence of confounding variables. One solution is to use the covariate distribution to weight the outcomes such that the data appear randomized. The propensity score is a natural quantity that arises in this setting. Propensity score weights have desirable asymptotic properties, but they often fail to adequately balance covariate data in finite samples. Empirical covariate balancing methods pose as an appealing alternative by exactly balancing the sample moments of the covariate distribution. With this objective in mind, we propose a framework for estimating balancing weights by solving a constrained convex program where the criterion function to be optimized is a Bregman distance. We then show that the different distances in this class render identical weights to those of other covariate balancing methods. A series of numerical studies is presented to demonstrate these similarities.

**Keywords** – Average Treatment Effect, Bregman Distance, Causal Inference, Covariate Balance

## 1 Introduction

Causal inference has been a topic of intense interest in the statistical literature. The focus of causal inference methodology deals with the issue of how to properly evaluate treatment effects in a non-randomized setting. In many medical and scientific studies, randomization cannot be performed due to logistic, economic, and/or ethical limitations. Under these circumstances, the emergent challenge is the unbiased evaluation of treatment effects in the presence of confounding. For example, in Bhagat et al. (2017), a cohort of patients undergoing lung resection surgery are examined to compare the rate of unplanned readmission for thoracoscopic versus open anatomic lung resections. The mode of surgery is not randomized and there are several pre-operative characteristics that inform which surgery is carried out, that in turn affects the readmission rate. Methods for causal inference seek to minimize any bias induced by these confounding variables.

Two important concepts in causal inference are the potential outcomes model (Splawa-Neyman et al., 1990; Rubin, 1974) and the propensity score (Rosenbaum and Rubin, 1983). The potential outcomes approach provides a powerful conceptualization tool for estimating and performing inference regarding causal effects. An overview for implementing the potential outcomes model can be found in Imbens and Rubin (2015). They demonstrate that a natural quantity which regularly arises when balancing potential confounders between experimental groups in observational studies is the propensity score (Rosenbaum and Rubin, 1983). The propensity score is defined as the probability of receiving treatment given a set of measured covariates. Based on the assumptions underlying the potential outcomes model and the propensity score, causal inference proceeds in the following stages: (a) a propensity score model is fit using the observed data; (b) diagnostics for covariate balance using the propensity score are evaluated; and (c) estimates of the causal effect are produced by conditioning on the propensity score. Iterating between steps (a) and (b) is often necessary in order to ensure the homogeneity of the weighted covariate distributions.

A key goal for the propensity score model is to achieve covariate balance, which means that the distribution of confounders between the treatment and control groups are equivalent. From Rosenbaum and Rubin (1983), the assumptions of strongly ignorable treatment assignment (defined in Section 2.2), in conjunction with the definition of the propensity score, imply that adjustment on the propensity score alone will theoretically achieve balance. However, this result is based on the population propensity score and does not necessarily hold in finite samples. Furthermore, propensity score models are sensitive to model misspecification requiring flexible modeling techniques. There have been numerous approaches for addressing the issue of balancing empirical covariate distributions by reweighting outcomes. We refer to the weights produced by these methods as *balancing weights*. One popular method is to construct propensity scores with covariate balance built into the estimation procedure. Imai and Ratkovic (2013) introduced the covariate balance propensity score (CBPS), which uses generalized methods of moments to fit a logit model with covariate balance serving as an auxiliary condition. Any resulting estimate of the propensity score will automatically achieve balance by construction.

In the political science literature, Hainmueller (2012) uses maximum entropy density estimation to find balancing weights to estimate the average treatment effect of the treated. The algorithm, termed entropy balancing, finds the vector of balancing weights that minimize the normalized relative entropy from a vector of sampling weights subject to a set of linear equality constraints. This method forgoes specifying a propensity score model and estimates the weights directly. Recent work by Zhao and Percival (2017) showed how this algorithm enjoys a double-robustness property. The general idea of double-robust estimation is to combine covariate information about the treatment assignment and the outcome model into the weighting estimator (Bang and Robins, 2005). If at least one model is correctly specified, then the resulting causal effect estimate is consistent. When both the outcome and treatment models are correctly specified, then the estimate achieves the semi-parametric variance bound described by Hahn (1998). Entropy balancing is limited to finding balancing weights for estimating the average treatment effect of the treated, leaving

gaps in the procedure for finding balancing weights to estimate the average treatment effect. This issue can be traced to the choice of Hainmueller (2012) to optimize the normalized relative entropy. Alternative distance functions produce balancing weights for estimating other causal estimands. The different distances also have interesting parallels to other weighting estimators. This idea is noted by Zhao (2019) who shows that CBPS can be generalized by modifying the estimating equation and the link function that define some estimand. This allows him to unify entropy balancing and CBPS. Calibration estimators (Deville and Sarndal, 1992; Chan et al., 2015) also produce balancing weights without modeling the propensity score. These methods implicitly extend entropy balancing to include other distance functions. However, Chan et al. (2015) restrict their attention to specific assumptions that simplify the required optimization problem. One of these assumptions requires uniform sampling weights. They also require the balancing weights to satisfy a three-way equality constraint between the covariate distributions of the treated, the controls, and the full sample.

Our goal is to extend the work of Hainmueller (2012) to allow for different distance functions other than the normalized relative entropy. We do so by demonstrating how balancing weights can be estimated from Bregman distances (Bregman, 1967) for which the relative entropy is a special case. In the same way Zhao (2019) related entropy balancing and CBPS, we show how our methods relate to other covariate balancing methods that utilize either an inverse probability of treatment approach, such as with CBPS, or methods that directly estimate weights for balancing covariate data, such as with calibration estimators.

The outline of this article is as follows. Section 2 defines the general notation and assumptions that will be applied throughout the manuscript. Section 3 describes the methods for finding balancing weights by solving a constrained optimization problem using Bregman distances as the criterion function. Section 4 describes the similarities between our method and other covariate balancing methods. Section 5 summarizes results from a simulation study comparing the different covariate balancing methods. This section also contains the results of a replication study of Bhagat et al. (2017) using a variety of different covariate balancing methods. The real dataset illustrates the importance of selecting appropriate covariate balance methods. Finally, Section 6 concludes with a discussion of the framework.

## 2 Background and Preliminaries

### 2.1 Notation and Definitions

Parameters will be denoted using Greek letters, whereas random variables and their realizations will be denoted with Roman letters. Boldface letters will denote vectors and matrices while non-bold letters represent scalars. For a matrix  $\mathbf{A}$  the transpose is written as  $\mathbf{A}^\top$ . The symbol  $\nabla f$  denotes the gradient of some function  $f$ . Let  $\mathbf{1}_n$  denote the  $(n \times 1)$  vector with each entry equal to 1. Similarly, let  $\mathbf{0}_n$  denote the  $(n \times 1)$  vector with each entry equal to 0.

Let  $\mathbf{X}$  denote a vector of covariate measurements with the realized values denoted as  $\mathbf{x}$ . The random

treatment assignment is denoted as  $Z$  with support  $\{0, 1\}$  while  $Y$  denotes the real-valued outcome variable. The independent sampling units will be indexed by  $i = 1, 2, \dots, n$ . We will frequently refer to the realized treatment assignments and outcomes in vector form by  $\mathbf{z} \equiv (z_1, z_2, \dots, z_n)^\top$  and  $\mathbf{y} \equiv (y_1, y_2, \dots, y_n)^\top$ .

The  $(n \times 1)$  vector of balancing weights will be written as  $\mathbf{p} \equiv (p_1, p_2, \dots, p_n)^\top$  while the  $(n \times 1)$  vector of sampling weights will be written as  $\mathbf{q} \equiv (q_1, q_2, \dots, q_n)^\top$ . We will often write  $p_i = p(Z_i, \mathbf{X}_i)$  for the  $i$ th subject to emphasize the fact that the balancing weights condition on the treatment assignment and covariates. Define  $c_j(\mathbf{X})$ ,  $j = 1, 2, \dots, m$ , as a set of functions that generate linearly independent features to be balanced between treatment groups.

## 2.2 Potential Outcomes Model

Potential outcomes provide a convenient framework for conceptualizing causal effects. This framework was first introduced by Splawa-Neyman et al. (1990) for randomized experiments. The concepts and assumptions necessary to extend this framework to observational data were later formalized by Rubin (1974). The potential outcomes are denoted with a vector  $[Y(0), Y(1)]^\top$  with  $Y(0)$  and  $Y(1)$  corresponding to the counterfactual outcome when  $Z = 0$  and  $Z = 1$ , respectively. The random outcome is defined by the transformation  $Y = ZY(1) - (1 - Z)Y(0)$ . Some common causal estimands are the average treatment effect (ATE),

$$\tau_{\text{ATE}} = \mathbb{E}[Y(1) - Y(0)],$$

and the average treatment effect of the treated (ATT),

$$\tau_{\text{ATT}} = \mathbb{E}[Y(1) - Y(0)|Z = 1].$$

In any case, the fundamental issue in causal inference is that the causal effects are non-identifiable as one of the two required potential outcomes is always missing. Rubin (1974) describes a set of assumptions that allow us to find unbiased estimates of  $\tau$  in both observational and experimental studies. These assumptions are also necessary for our proposed methodology.

**Assumption 1** (Strong Ignorability):  $[Y(0), Y(1)]^\top \perp\!\!\!\perp Z | \mathbf{X}$ .

The strong ignorability assumption specifies that the vector of potential outcomes and the causal effect are independent of the treatment assignment when we condition on the covariates. This assumption further implies that there is no unmeasured confounding. The implication of Assumption 1 along with the definition of the propensity score as a balance criterion allows us to conclude that  $[Y(0), Y(1)]^\top \perp\!\!\!\perp Z | \pi(\mathbf{X})$ , where  $\pi(\mathbf{X}) \equiv \Pr\{Z = 1 | \mathbf{X}\}$  denotes the propensity score. This is the primary result of Rosenbaum and Rubin (1983).

**Assumption 2** (Overlap):  $0 < \Pr\{Z = 1 | \mathbf{X}\} < 1$  for all  $\mathbf{X}$ .

The overlap assumption requires the probability that a subject is assigned to the treatment group as opposed to the control group be bounded away from zero and one. Since  $\Pr\{Z = 1 | \mathbf{X}\}$  must be estimated,

then the covariate data used to predict the treatment assignments must contain a sufficient amount of overlap between the two treatment groups. Otherwise, the estimated balancing weights will either not exist or be unstable and produce biased estimates of the causal effect.

## 2.3 Horvitz-Thompson Estimator

The Horvitz-Thompson class of estimators (Horvitz and Thompson, 1952; Hirano et al., 2003) frequently appear in the causal inference literature for estimating different causal effects. For the ATE, the estimator for the target estimand  $\tau$  can be written as

$$\hat{\tau}_{\text{ATE}} = \frac{1}{n} \sum_{i=1}^n \left[ \frac{Z_i Y_i}{\pi(\mathbf{X}_i)} - \frac{(1 - Z_i) Y_i}{1 - \pi(\mathbf{X}_i)} \right]. \quad (1)$$

The ATE assumes that the distribution of covariates is the same for both the treated and untreated groups. When we estimate the ATT, the estimator is instead

$$\hat{\tau}_{\text{ATT}} = \frac{1}{n} \sum_{i=1}^n \left[ Z_i Y_i - \frac{(1 - Z_i) Y_i \pi(\mathbf{X}_i)}{1 - \pi(\mathbf{X}_i)} \right]. \quad (2)$$

The ATT assumes that the distribution of covariates reflects the observed covariates in the treated group; the treated group is a random sample from the population of interest while the untreated group is sampled from a slightly different population while still adhering to Assumption 2. Hahn (1998) and Hirano et al. (2003) were able to show that the estimators of (1) and (2) have optimal asymptotic properties for estimating the ATE and ATT. Even when we substitute a consistent estimate of the propensity score into (1), the Horvitz-Thompson estimator for the ATE remains consistent and achieves the semi-parametric variance bound.

A more general format for estimating  $\tau$  is

$$\hat{\tau} = \sum_{i=1}^n \frac{(2Z_i - 1)p(Z_i, \mathbf{X}_i)Y_i}{\sum_{i=1}^n p(Z_i, \mathbf{X}_i)Z_i}, \quad (3)$$

which accommodates several different estimands through the choice of  $p(Z, \mathbf{X})$ . For example, we will see in Section 3.4 that the ATT estimator is the same as the ATE estimator with additional constraints placed on the balancing weights so that  $p(Z, \mathbf{X}) = q$ ,  $q \in \Delta$ , whenever  $Z = 1$ .

## 3 Bregman Distances

### 3.1 Definition

Let  $\Delta^n \subseteq \mathbb{R}^n$  be a non-empty, convex, and open set with closure  $\bar{\Delta}^n$ . Define  $f : \bar{\Delta}^n \rightarrow \mathbb{R}$  to be a continuously differentiable, strictly convex function. The Bregman distance corresponding to the function  $f$  is the difference between  $f$  evaluated at  $\mathbf{p} \in \bar{\Delta}^n$  and the first-order Taylor series approximation of  $f$  about

$\mathbf{q} \in \Delta^n$  evaluated at  $\mathbf{p}$ . In other words, a Bregman distance  $D_f : \bar{\Delta}^n \times \Delta^n \rightarrow \Re$  is defined as

$$D_f(\mathbf{p} \parallel \mathbf{q}) \equiv f(\mathbf{p}) - f(\mathbf{q}) - [\nabla f(\mathbf{q})]^\top (\mathbf{p} - \mathbf{q}).$$

Bregman distances are often used to measure the convexity associated with  $f$ . Since  $f$  is strictly convex over  $\bar{\Delta}^n$ , it follows that for  $\mathbf{p} \in \bar{\Delta}^n$  and  $\mathbf{q} \in \Delta^n$ ,  $D_f(\mathbf{p} \parallel \mathbf{q}) \geq 0$  with equality holding if and only if  $\mathbf{p} = \mathbf{q}$ . This implies that  $D_f(\mathbf{p} \parallel \mathbf{q})$  is also strictly convex. A more complete definition of Bregman distances can be found in Chapter 2 of Censor and Zenios (1998). A visual representation of Bregman distances can be found in Figure 1.

One of the most common examples of a Bregman distance is the unnormalized relative entropy. Let  $f(p) = p \log(p)$  for  $p \in [0, \infty)$ . We assume  $0 \log(0) = 0$  so that the domain of  $f$  includes the limit points on the boundary. The resulting Bregman distance is

$$D_f(\mathbf{p} \parallel \mathbf{q}) = \sum_{i=1}^n \left[ p_i \log \left( \frac{p_i}{q_i} \right) - p_i + q_i \right]. \quad (4)$$

The Euclidean distance is another example of a Bregman distance - by selecting  $f(p) = p^2/2$  for  $p \in \Re$  we get

$$D_f(\mathbf{p} \parallel \mathbf{q}) = \sum_{i=1}^n \frac{(p_i - q_i)^2}{2}.$$

In order to simplify the presentation of the methods, we will only consider using Bregman distances that are separable. This means  $D_f(\mathbf{p} \parallel \mathbf{q}) = \sum_{i=1}^n D_f(p_i \parallel q_i)$ . Note that both the unnormalized relative entropy and the Euclidean distance are both separable. Since we require positive weights, we also restrict our attention to convex functions where  $\Delta \subseteq (0, \infty)$  in order to prevent requiring additional constraints for  $\mathbf{p} \geq \mathbf{0}_n$ . Notice that the unnormalized relative entropy fulfills this restriction while the Euclidean distance does not. In addition, we will assume that the sampling weights  $\mathbf{q} \in \Delta^n$  are fixed by design and known throughout.

### 3.2 Constrained Optimization and Duality

For some fixed  $\mathbf{q} \in \Delta^n$ , the value  $\hat{\mathbf{p}} \in \bar{\Delta}^n$  that minimizes  $D_f(\mathbf{p} \parallel \mathbf{q})$  in an unconstrained setting is  $\hat{\mathbf{p}} = \mathbf{q}$ . In covariate balance problems we condition the minimization on a set of linear constraints that the optimal solution must satisfy. Consider the convex program

$$\begin{aligned} & \text{minimize} && \sum_{i=1}^n D_f(p_i \parallel q_i) \\ & \text{subject to} && \mathbf{A}^\top \mathbf{p} = \mathbf{b}, \end{aligned} \quad (5)$$

where  $\mathbf{A}$  is a linearly independent  $(n \times m)$  matrix that forms the basis of a linear subspace that defines the constraints of the program and  $\mathbf{b}$  is an  $(m \times 1)$  vector denoting the margins of the constraints. The entries of  $\mathbf{A}$  and  $\mathbf{b}$  are denoted with  $a_{ij} \in \Re$  and  $b_j \in \Re$  ( $i = 1, 2, \dots, n$  and  $j = 1, 2, \dots, m$ ), respectively. Equation (5) is often referred to as the primal problem, whose corresponding solution is referred to as the primal solution.

We denote the set of feasible primal solutions satisfying the linear constraint as  $\Omega \equiv \{\mathbf{p} : \mathbf{A}^\top \mathbf{p} = \mathbf{b}\}$ . The geometric interpretation for the primal problem is to find the point

$$\hat{\mathbf{p}} \equiv \arg \min_{\mathbf{p} \in \Omega \cap \bar{\Delta}^n} D_f(\mathbf{p} \parallel \mathbf{q}) \quad (6)$$

which is the projection of  $\mathbf{q} \in \Delta^n$  into  $\Omega$ . Note that  $\Omega \cap \bar{\Delta}^n$  is sometimes empty. One solution to avoid this issue is to choose  $\mathbf{b} = \mathbf{A}^\top \bar{\mathbf{p}}$  where  $\bar{\mathbf{p}} \in \bar{\Delta}^n$  so that  $\bar{\mathbf{p}} \in \Omega \cap \bar{\Delta}^n$ . This condition is not so obvious for some of the covariate balancing problems that we will encounter. Instead, we will assume  $\Omega \cap \bar{\Delta}^n \neq \emptyset$  in the following Lemma and Propositions. Lemma 1 proves that the generalized projection defined in (6) is unique. The proof appears in Section 2.1 of Censor and Zenios (1998). For the sake of completeness, this proof is also found in Appendix A.1.

**Lemma 1:** *Suppose  $\Omega \cap \bar{\Delta}^n \neq \emptyset$ . Then the generalized projection of  $\mathbf{q}$  into  $\Omega$ , defined in (6), is unique.*

When  $\hat{\mathbf{p}} \in \Omega \cap \Delta^n$ , the primal problem can be solved by introducing a vector of Lagrangian multipliers. With the Lagrangian multipliers, we can formulate the Lagrangian  $L : \Delta^n \times \Delta^n \times \mathbb{R}^m \rightarrow \mathbb{R}$  for any constrained optimization problem with the form of (5) as

$$L(\mathbf{p}, \mathbf{q}, \boldsymbol{\lambda}) \equiv D_f(\mathbf{p} \parallel \mathbf{q}) + (\mathbf{A}^\top \mathbf{p} - \mathbf{b})\boldsymbol{\lambda}. \quad (7)$$

Optimizing (7) with respect to  $\mathbf{p} \in \Delta^n$  and  $\boldsymbol{\lambda} \in \mathbb{R}^m$  is an unconstrained problem equivalent to the constrained minimization problem of (5). Instead of finding the point  $\hat{\mathbf{p}} \in \Omega \cap \Delta^n$  that minimizes  $D_f(\mathbf{p} \parallel \mathbf{q})$ , we find the vector  $\hat{\mathbf{p}}$  that minimizes the Lagrangian with respect to  $\mathbf{p} \in \Delta^n$  and  $\hat{\boldsymbol{\lambda}}$  that maximizes the Lagrangian with respect to  $\boldsymbol{\lambda} \in \mathbb{R}^m$ . In other words, the optimal solution is a saddle point for  $L(\mathbf{p}, \mathbf{q}, \boldsymbol{\lambda})$  over the space  $\Delta^n \times \mathbb{R}^m$  for a fixed  $\mathbf{q} \in \Delta^n$ .

The proceeding Propositions are used in tandem to obtain covariate balancing weights. These Propositions require that the function  $f$  which generates the Bregman distance  $D_f$  be zone consistent with respect to  $\Omega$ . This means that for any  $\mathbf{q} \in \Delta^n$ , the Bregman distance produced by  $f$  has its generalized projection of  $\mathbf{q}$  into  $\Omega$  contained within the open set  $\Delta^n$ .

**Proposition 1:** *Let  $\hat{\mathbf{p}} \in \Omega \cap \Delta^n$  be the generalized projection of  $\mathbf{q}$  into  $\Omega$  as defined in (6) and assume that  $f$  is zone consistent with respect to  $\Omega$ . Then  $\hat{\mathbf{p}}$  is uniquely determined by*

$$P_f(\mathbf{q}, \mathbf{A}\hat{\boldsymbol{\lambda}}) \equiv (\nabla f)^{-1}(\nabla f(\mathbf{q}) - \mathbf{A}\hat{\boldsymbol{\lambda}}).$$

where  $\hat{\boldsymbol{\lambda}} \in \mathbb{R}^m$  is also unique.

The proof of Proposition 1 can be found in Appendix A.2. Given the result of Proposition 1, the optimization problem is resolved by estimating  $\hat{\boldsymbol{\lambda}} \in \mathbb{R}^m$ . To do this, we solve the dual problem, defined as

$$\begin{aligned} & \text{maximize} && L[P_f(\mathbf{q}, \mathbf{A}\boldsymbol{\lambda}), \mathbf{q}, \boldsymbol{\lambda}] \\ & \text{subject to} && \boldsymbol{\lambda} \in \mathbb{R}^m. \end{aligned} \quad (8)$$

The dual solution, denoted as  $\hat{\boldsymbol{\lambda}} \in \mathbb{R}^m$ , in conjunction with Proposition 1 will be used to find balancing weights.

**Proposition 2:** *Assume  $f$  is zone consistent with respect to  $\Omega$ . If the primal problem defined in (5) has an optimal solution, then the dual problem of (8) also has an optimal solution and the two optimal values are equal.*

The proof of Proposition 2 is adapted from Section 3.4 of Bertsekas (1999) and appears in Appendix A.3. The dual problem (8) can be solved numerically using several different optimization techniques such as the Nelder-Mead simplex. The optimization can also be solved iteratively using a sequential generalized projection algorithm, which relaxes the linear independence assumption of  $\mathbf{A}$ . Both Propositions 1 and 2 assume  $\hat{\mathbf{p}} \in \Omega \cap \Delta^n$ . If  $\hat{\mathbf{p}} \in \Omega \cap \bar{\Delta}^n$  but  $\hat{\mathbf{p}} \notin \Omega \cap \Delta^n$  instead, then by the convexity of  $\bar{\Delta}^n$  any one of these numerical solutions will find  $\hat{\mathbf{p}} \in \Delta^n$  that falls within a certain tolerance  $\epsilon$  of the boundary. That is,  $\hat{\mathbf{p}} = \arg \min_{\mathbf{p} \in \Delta^n} D_f(\mathbf{p} \parallel \mathbf{q})$  subject to  $|\sum_{i=1}^n p_i a_{ij} - b_j| < \epsilon$  for all  $j = 1, 2, \dots, m$ .

### 3.3 Balancing Weights for the ATE

The proposed method for balancing the empirical covariate distributions between two treatment groups requires solving the primal problem

$$\begin{aligned} & \text{minimize} \quad \sum_{i=1}^n D_f(p_i \parallel q_i) \\ & \text{subject to} \quad \sum_{i=1}^n p_i (2z_i - 1) c_j(\mathbf{x}_i) = 0, \quad \text{for all } j = 1, 2, \dots, m. \end{aligned} \tag{9}$$

Suppose  $\Omega \cap \Delta^n$  is non-empty, and let  $f$  be zone consistent. In this problem, the linear constraint subspace is identified as  $a_{ij} = (2z_i - 1) c_j(\mathbf{x}_i)$ ,  $i = 1, 2, \dots, n$ , and  $b_j = 0$  for all  $j = 1, 2, \dots, m$ . It is conventional that one of the features to be balanced includes an intercept - we will assume throughout that  $c_1(\mathbf{x}) = 1$  for all  $\mathbf{x}$ . This constraint satisfies  $\sum_{\{i: Z_i=1\}} p_i = \sum_{\{i: Z_i=0\}} p_i$ . The problem in (9) can be solved by optimizing the Lagrangian

$$L_{\text{ATE}}(\mathbf{p}, \mathbf{q}, \boldsymbol{\lambda}) \equiv \sum_{i=1}^n D_f(p_i \parallel q_i) + \sum_{j=1}^m \lambda_j \left[ \sum_{i=1}^n p_i (2z_i - 1) c_j(\mathbf{x}_i) \right] \tag{10}$$

where the dual vector  $\boldsymbol{\lambda} \equiv (\lambda_1, \lambda_2, \dots, \lambda_m)^\top \in \mathbb{R}^m$  consists of the Lagrangian multipliers.

By differentiating (10) with respect to  $p_i$  ( $i = 1, 2, \dots, n$ ) and setting the resulting derivative at zero, we arrive at the generalized projection evaluated at  $\boldsymbol{\lambda} \in \mathbb{R}^m$ . By substituting  $P_f \left[ q_i, (2z_i - 1) \sum_{j=1}^m c_j(\mathbf{x}_i) \lambda_j \right]$  for  $p_i$  ( $i = 1, 2, \dots, n$ ) into (10), we obtain the dual objective function. The dual solution follows immediately from Proposition 2 with

$$\hat{\boldsymbol{\lambda}} = \arg \max_{\boldsymbol{\lambda} \in \mathbb{R}^m} \sum_{i=1}^n L_{\text{ATE}} \left\{ P_f \left[ q_i, (2z_i - 1) \sum_{j=1}^m c_j(\mathbf{x}_i) \lambda_j \right], q_i, \boldsymbol{\lambda} \right\}. \tag{11}$$



As a result of Proposition 1, the balancing weights are uniquely determined by the generalized projection evaluated at  $\hat{\lambda} \in \mathfrak{R}^m$ ,

$$\hat{p}(z_i, \mathbf{x}_i) = P_f \left[ q_i, (2z_i - 1) \sum_{j=1}^m c_j(\mathbf{x}_i) \hat{\lambda}_j \right], \quad i = 1, 2, \dots, n. \quad (12)$$

### 3.4 Balancing Weights for the ATT

Now consider the problem of finding balancing weights for estimating the ATT. This requires solving the primal convex program

$$\begin{aligned} & \text{minimize} \quad \sum_{i=1}^n D_f(p_i \parallel q_i) \\ & \text{subject to} \quad \sum_{i=1}^n p_i(1 - z_i)c_j(\mathbf{x}_i) = \sum_{i=1}^n q_i z_i c_j(\mathbf{x}_i), \quad \text{for all } j = 1, 2, \dots, m. \end{aligned} \quad (13)$$

Let  $a_{ij} = (1 - z_i)c_j(\mathbf{x}_i)$ ,  $i = 1, 2, \dots, n$ , and  $b_j = \sum_{i=1}^n q_i z_i c_j(\mathbf{x}_i)$ ,  $j = 1, 2, \dots, m$ . Assume that  $\Omega \cap \bar{\Delta}^n \neq \emptyset$  and that  $f$  is zone consistent with respect to  $\Omega$ . Similar to the ATE weights, we set  $c_1(\mathbf{x}) = 1$  for all  $\mathbf{x}$  so that  $\sum_{\{i: Z_i=1\}} q_i = \sum_{\{i: Z_i=0\}} p_i$ . The corresponding Lagrangian to the primal problem in (13) is written as

$$L_{\text{ATT}}(\mathbf{p}, \mathbf{q}, \boldsymbol{\lambda}) \equiv \sum_{i=1}^n D_f(p_i \parallel q_i) + \sum_{j=1}^m \lambda_j \left[ \sum_{i=1}^n p_i(1 - z_i)c_j(\mathbf{x}_i) - \sum_{i=1}^n q_i z_i c_j(\mathbf{x}_i) \right].$$

Notice that when  $Z = 1$  and  $q \in \Delta$ ,  $P_f \left[ q, (1 - z) \sum_{j=1}^m c_j(\mathbf{x}) \lambda_j \right] = q$ . Moreover, recall from Section 3.1 that  $D_f(q \parallel q) = 0$  for some  $q \in \Delta$ . Thus, it can be shown with a little algebra that the dual problem can be rewritten with solution

$$\hat{\lambda} = \arg \max_{\lambda \in \mathfrak{R}^m} \sum_{i=1}^n L_{\text{ATE}} \left\{ P_f \left[ q_i, (1 - z_i) \sum_{j=1}^m c_j(\mathbf{x}_i) \lambda_j \right], q_i, \boldsymbol{\lambda} \right\}.$$

Therefore, another way to express the primal problem in (13) is

$$\begin{aligned} & \text{minimize} \quad \sum_{i=1}^n D_f(p_i \parallel q_i) \\ & \text{subject to} \quad \sum_{i=1}^n p_i(2z_i - 1)c_j(\mathbf{x}_i) = 0, \quad \text{for all } j = 1, 2, \dots, m, \quad \text{and} \\ & \quad \quad \quad p_i = q_i, \quad \text{for all } i \in \{i = 1, 2, \dots, n : Z_i = 1\}. \end{aligned}$$

According to Proposition 1, the balancing weights are obtained by evaluating the resulting generalized projection

$$\hat{p}(z_i, \mathbf{x}_i) = P_f \left[ q_i, (1 - z_i) \sum_{j=1}^m c_j(\mathbf{x}_i) \hat{\lambda}_j \right], \quad i = 1, 2, \dots, n.$$

## 4 Relationship with other Covariate Balance Methods

### 4.1 Entropy Balancing

Entropy balancing (Hainmueller, 2012) is a special case of a constrained Bregman distance optimization problem. Let  $f(p) = p \log(p)$ ,  $a_{ij} = (1 - z_i)c_j(\mathbf{x}_i)$ ,  $b_j = \sum_{i=1}^n z_i q_i c_j(\mathbf{x}_i)$ , and  $q_i \in (0, \infty)$  for all  $i = 1, 2, \dots, n$  and  $j = 1, 2, \dots, m$ . The resulting Lagrangian is expressed as

$$L_{\text{ATT}}(\mathbf{p}, \mathbf{q}, \boldsymbol{\lambda}) = \sum_{i=1}^n \left[ p_i \log \left( \frac{p_i}{q_i} \right) - p_i + q_i \right] + \sum_{j=1}^m \lambda_j \left[ \sum_{i=1}^n p_i (1 - z_i) c_j(\mathbf{x}_i) - \sum_{i=1}^n q_i z_i c_j(\mathbf{x}_i) \right]. \quad (14)$$

By Proposition 2, optimizing (14) is equivalent to maximizing the dual objective function:

$$\hat{\boldsymbol{\lambda}} = \arg \max_{\boldsymbol{\lambda} \in \mathbb{R}^m} \sum_{i=1}^n \left\{ -(1 - z_i) \exp \left[ - \sum_{j=1}^m c_j(\mathbf{x}_i) \lambda_j \right] - q_i z_i \sum_{j=1}^m c_j(\mathbf{x}_i) \lambda_j \right\} \quad (15)$$

With the dual solution from (15), the vector of balancing weights is obtained using Proposition 1, which yields

$$\hat{p}(z_i, \mathbf{x}_i) = q_i \exp \left[ -(1 - z_i) \sum_{j=1}^m c_j(\mathbf{x}_i) \hat{\lambda}_j \right], \quad i = 1, 2, \dots, n. \quad (16)$$

In Hainmueller (2012), (14) is written using the normalized relative entropy instead of the unnormalized relative entropy. Optimizing the normalized relative entropy is simply achieved by (15) with minor alterations. Let  $q'_i = q_i / \sum_{i=1}^n q_i z_i$  and constrain the intercept so that

$$\sum_{i=1}^n p_i (1 - z_i) = \sum_{i=1}^n q'_i z_i = 1$$

As previously suggested in Section 3.4, we set  $c_1(\mathbf{x}) = 1$  for all  $\mathbf{x}$ . This constraint modification is characteristic of any normalized distance optimization.

Zhao and Percival (2017) were able to show that entropy balancing achieves the semi-parametric efficiency bound for the ATT. Their proof shows that

$$\exp \left[ (1 - Z) \sum_{j=1}^m c_j(\mathbf{X}) \hat{\lambda}_j \right] \rightarrow_p \frac{\pi(\mathbf{X})}{1 - \pi(\mathbf{X})}.$$

They then substitute this quantity for  $\pi(\mathbf{x}_i)/[1 - \pi(\mathbf{x}_i)]$  into (2). Using the dual nature of this weighting estimator, they show that the ATT estimate achieves the minimal semi-parametric variance bounds derived by Hahn (1998) using results of m-estimation theory (Stefanski and Boos, 2002). The estimator for the ATT that substitutes a consistent estimate of the propensity score for  $\pi(\mathbf{X})$  into (2), on the other hand, does not achieve the minimal efficiency bound.

## 4.2 Exactly-Specified CBPS

Another method for covariate balance, developed by Imai and Ratkovic (2013), proposes fitting a logit model

$$\pi_{\lambda}(\mathbf{x}_i) \equiv \frac{\exp \left[ \sum_{j=1}^n c_j(\mathbf{x}_i) \lambda_j \right]}{1 + \exp \left[ \sum_{j=1}^n c_j(\mathbf{x}_i) \lambda_j \right]}, \quad i = 1, 2, \dots, n, \quad (17)$$

subject to

$$\sum_{i=1}^n \left[ \frac{z_i c_j(\mathbf{x}_i)}{\pi_{\lambda}(\mathbf{x}_i)} - \frac{(1 - z_i) c_j(\mathbf{x}_i)}{1 - \pi_{\lambda}(\mathbf{x}_i)} \right] = 0, \quad \text{for all } j = 1, 2, \dots, m. \quad (18)$$

They opted to use generalized method of moments (GMM) to solve this optimization problem. The propensity scores can be transformed into balancing weights to estimate the ATE with the inverse probability of treatment weighting estimator

$$\hat{p}(z_i, \mathbf{x}_i) = \frac{z_i}{\hat{\pi}_{\lambda}(\mathbf{x}_i)} + \frac{1 - z_i}{1 - \hat{\pi}_{\lambda}(\mathbf{x}_i)}, \quad i = 1, 2, \dots, n$$

where  $\hat{\pi}_{\lambda}(\mathbf{x}_i)$  is an estimate of (17) that satisfies (18). We will refer to the model where the features to be constrained in (18) are in alignment with the linear predictors of the logit model in (17) as the exactly-specified CBPS model.

The weights obtained with an exactly-specified CBPS model can be expressed in an equivalent manner to a constrained optimization problem where the fixed effect coefficients double as the dual vector of Lagrangian multipliers. First, notice that (18) can be rewritten as

$$\sum_{i=1}^n \left\{ 1 + \exp \left[ -(2z_i - 1) \sum_{j=1}^m c_j(\mathbf{x}_i) \lambda_j \right] \right\} (2z_i - 1) c_j(\mathbf{x}_i) = 0, \quad \text{for all } j = 1, 2, \dots, m.$$

By setting  $q_i = 2$ ,  $a_{ij} = (2z_i - 1) c_j(\mathbf{x}_i)$  ( $i = 1, 2, \dots, n$ ),  $b_j = 0$  for all  $j = 1, 2, \dots, m$ , and  $f(p) = (p - 1) \log(p - 1)$ ,  $p \in [1, \infty)$ , to obtain the Bregman distance

$$D_f(\mathbf{p} \parallel \mathbf{q}) = \sum_{i=1}^n \left[ (p_i - 1) \log \left( \frac{p_i - 1}{q_i - 1} \right) - p_i + q_i \right], \quad (19)$$

we can write the corresponding Lagrangian for the primal problem in (9) as

$$L_{\text{ATE}}(\mathbf{p}, \mathbf{q}, \lambda) = \sum_{i=1}^n [(p_i - 1) \log(p_i - 1) - p_i + 2] + \sum_{j=1}^m \lambda_j \left[ \sum_{i=1}^n p_i (2z_i - 1) c_j(\mathbf{x}_i) \right]. \quad (20)$$

The solution to the dual problem finds

$$\hat{\lambda} = \arg \max_{\lambda \in \mathbb{R}^m} \sum_{i=1}^n \left\{ (2z_i - 1) \sum_{j=1}^m c_j(\mathbf{x}_i) \lambda_j - \exp \left[ -(2z_i - 1) \sum_{j=1}^m c_j(\mathbf{x}_i) \lambda_j \right] \right\}. \quad (21)$$

The principal reason for choosing  $f(p) = (p - 1) \log(p - 1)$  are the resulting balancing weights which resemble the inverse probability of treatment weights:

$$\hat{p}(z_i, \mathbf{x}_i) = 1 + \exp \left[ -(2z_i - 1) \sum_{j=1}^m c_j(\mathbf{x}_i) \hat{\lambda}_j \right], \quad i = 1, 2, \dots, n. \quad (22)$$

A similar derivation of CBPS using this dual interpretation was also noted by Zhao (2019).

Under these conditions, we are able to show that using (22) in conjunction with (3), and assuming a correctly specified treatment assignment model, produce consistent estimates of the ATE. We then show that this estimator is consistent when the outcome model is correctly specified. When both the outcome and treatment assignment are correctly specified, then we achieve the minimal semi-parametric efficiency bound for the estimating the ATE (Hahn, 1998). Before stating the theorem, we require the following assumption for the proof, which appears in Appendix A.4.

**Assumption 3** (Constant Conditional ATE): *For all  $\mathbf{x}$ ,  $\mu_1(\mathbf{x}) - \mu_0(\mathbf{x}) = \tau$ .*

**Theorem 1:** *Let Assumption 1-3 be given. Suppose that  $\mathbb{E}[c_j(\mathbf{X})] = \mathbb{E}[c_j(\mathbf{X})|Z = 1] = \mathbb{E}[c_j(\mathbf{X})|Z = 0]$  exists and  $\mathbb{V}[Y(0)] < \infty$ ,  $\mathbb{V}[Y(1)] < \infty$ . Then the balancing weights determined by (21) and (22) along with the estimator in (3) are doubly-robust in the sense that:*

1. *If  $\text{logit}[\pi(\mathbf{X})]$  or  $\mu_0(\mathbf{X})$  is linear in  $c_j(\mathbf{X})$ ,  $j = 1, 2, \dots, m$ , then  $\hat{\tau}$  is consistent for  $\tau_{ATE}$ .*
2. *If  $\text{logit}[\pi(\mathbf{X})]$  and  $\mu_0(\mathbf{X})$  are linear in  $c_j(\mathbf{X})$ ,  $j = 1, 2, \dots, m$ , then*

$$\sqrt{n}(\hat{\tau} - \tau) \rightarrow_d \mathcal{N}(0, V_{semi})$$

where

$$V_{semi} = \mathbb{E} \left\{ \frac{\mathbb{V}[Y(1)|\mathbf{X}]}{\pi(\mathbf{X})} + \frac{\mathbb{V}[Y(0)|\mathbf{X}]}{1 - \pi(\mathbf{X})} \right\} \quad (23)$$

As an extension to the weights found in (21) and (22), consider the Bregman distance generated from  $f(p) = p \log(p) + (1 - p) \log(1 - p)$ ,  $p \in [0, 1]$ , so that

$$D_f(\mathbf{p} \parallel \mathbf{q}) = \sum_{i=1}^n \left[ p_i \log \left( \frac{p_i}{q_i} \right) + (1 - p_i) \log \left( \frac{1 - p_i}{1 - q_i} \right) \right]. \quad (24)$$

Suppose  $q_i = 1/2$  for all  $i = 1, 2, \dots, n$ ,  $a_{ij} = (2z_i - 1)c_j(\mathbf{x}_i)$ , and  $b_j = 0$  for all  $j = 1, 2, \dots, m$ . By solving (11) and (12) where the Bregman distance follows the binary relative entropy defined in (24), we are finding balancing weights that produce estimates for a special case of the weighted ATE (WATE) defined as

$$\mathbb{E}\{\pi(\mathbf{X})[1 - \pi(\mathbf{X})][Y(1) - Y(0)]\}. \quad (25)$$

Crump et al. (2006) motivates the use of this WATE when there is poor overlap in the stratified distributions of covariates between the two treatment groups. These balancing weights, in conjunction with (3), are also discussed in Zhao (2019) who shows that such an estimator is consistent and asymptotically normal for (25).

### 4.3 Calibration Estimators

Chan et al. (2015) describes a class of estimators originally introduced by Deville and Sarndal (1992) for survey sampling called calibration estimators. Calibration estimators are also very useful tools in covariate

balance problems. For some general distance function  $G$ , the calibration estimator produces a vector of balancing weights that solve the primal problem

$$\begin{aligned}
& \text{minimize} && \sum_{i=1}^n G(p_i \parallel 1) \\
& \text{subject to} && \sum_{i=1}^n p_i(1 - z_i)c_j(\mathbf{x}_i) = \sum_{i=1}^n c_j(\mathbf{x}_i) \quad \text{and} \\
& && \sum_{i=1}^n p_i z_i c_j(\mathbf{x}_i) = \sum_{i=1}^n c_j(\mathbf{x}_i), \quad \text{for all } j = 1, 2, \dots, m.
\end{aligned} \tag{26}$$

They assume that  $q_i = 1$  for all  $i = 1, 2, \dots, n$ , invoking the philosophical argument that the sampling units are typically selected uniformly from a population in observational research. There are also two sets of linear constraints which require the weighted moments of the two treatment groups to have the same sample moments as the full sample. Chan et al. (2015) then define the functions  $h(p) \equiv G(1 - p \parallel 1)$  and  $g(v) \equiv h[(\nabla h)^{-1}(v)] + v - v(\nabla h)^{-1}(v)$  to write the dual objective functions

$$\begin{aligned}
\hat{\lambda}_0 &= \arg \max_{\lambda \in \mathbb{R}^m} \sum_{i=1}^n \left\{ g \left[ \sum_{j=1}^m (1 - z_i) c_j(\mathbf{x}_i) \lambda_j \right] - \sum_{j=1}^m c_j(\mathbf{x}_i) \lambda_j \right\} \\
\hat{\lambda}_1 &= \arg \max_{\lambda \in \mathbb{R}^m} \sum_{i=1}^n \left\{ g \left[ \sum_{j=1}^m z_i c_j(\mathbf{x}_i) \lambda_j \right] - \sum_{j=1}^m c_j(\mathbf{x}_i) \lambda_j \right\}.
\end{aligned} \tag{27}$$

The resulting balancing weights are equal to

$$\hat{p}(z_i, \mathbf{x}_i) = \nabla g \left[ \sum_{j=1}^m (1 - z_i) c_j(\mathbf{x}_i) \hat{\lambda}_{j0} + \sum_{j=1}^m z_i c_j(\mathbf{x}_i) \hat{\lambda}_{j1} \right]. \tag{28}$$

Tseng and Bertsekas (1987) and Chan et al. (2015) show that the dual problem can be solved for any strictly concave  $g(v)$ ,  $v \in \mathbb{R}$ , assuming that  $\Omega \cap \Delta^n \neq \emptyset$ . Therefore, the solution proposed in (26) is not necessarily restricted to Bregman distances. However, if the difference between  $G$  and  $D_f$  is constant for any  $\mathbf{p} \in \Delta^n$  and  $\mathbf{q} = \mathbf{1}_n \in \Delta^n$ , then the primal problem using Bregman distances can be constructed so that the primal and dual solutions are the same as those obtained with an analogous calibration estimator. The only difference from the methods presented so far is with the form of  $\mathbf{A}$  and  $\mathbf{b}$ . Chan et al. proposes using the estimated balancing weights from (27) and (28) in (3) along with a power series approximation of the covariates. They show that this combination produce consistent and asymptotically normal estimates of the ATE. Due to the similarities of calibration estimators with our own, we believe the same is true for our proposed estimators. However, this claim is not verified here.

Without further defining the distance to be optimized in the primal problem, the dual and primal solutions in (27) and (28) are less intuitive when considering non-uniform sampling weights. This is especially important when designing iterative algorithms for estimating the balancing weights. Chan and Yam (2014) considered using calibration estimators as a tilting function for some estimate of the propensity score. In this context, the initial estimate of the propensity score can be thought of as the predicted sampling weights.

Moreover, calibration estimators generate three-way balancing weights between the treated, the controls, and the combined treatment groups for estimating the ATE. Estimating balancing weights using our method requires fewer constraints compared to calibration estimators as we require only a two-way balance between the treated and control groups. On the other hand, the calibration estimator approach for finding balancing weights generalizes more easily to studies with multivalued treatment effects.

## 5 Numerical Studies

### 5.1 Simulation Study

In this section, we demonstrate the utility of the proposed methodology using simulated data. We generate 1000 replications of several datasets determined by one of 72 experimental scenarios. For each dataset, we find balancing weights to estimate the ATE using five different covariate balancing methods. They are:

1. (CBPS) Inverse probability of treatment weights where the propensity score is modeled with an exactly-specified logit model and fit using generalized method of moments as implemented in the CBPS package (Fong et al., 2018).
2. (SENT) Balancing weights that are estimated by minimizing the shifted unnormalized relative entropy defined in (19) using the results of (21) and (22).
3. (CAL) Calibration estimators that solves (27) and (28) where  $g(v) = \exp(-v)$ . This is equivalent to minimizing the unnormalized relative entropy subject to the linear constraints in (26). The ATE package (Haris and Chan, 2015) is used to estimate these balancing weights.
4. (ENT) Balancing weights that are estimated by minimizing the unnormalized relative entropy as in (4) subject to  $\sum_{i=1}^n p_i(2z_i - 1)x_{ij} = 0$ .
5. (BENT) Balancing weights that are estimated by minimizing the binary relative entropy as in (24) subject to  $\sum_{i=1}^n p_i(2z_i - 1)x_{ij} = 0$ .

We consider an extended set of experimental scenarios adapted from those examined by Kang and Schafer (2007). These scenarios vary the sample size  $n \in \{200, 1000\}$ , the error variance  $\sigma^2 \in \{2, 5, 10\}$ , the generative process that determines the treatment assignment (indexed by  $\{a, b\}$ ), the outcome process (indexed by  $\{a, b\}$ ), and the correlation between potential outcomes,  $\rho \in \{-0.3, 0, 0.5\}$ . The covariates to be balanced are distributed as  $X_1, X_2, X_3, X_4 \sim \mathcal{N}(0, 1)$ . Define the transformations  $U_1 = \exp(X_1/2)$ ,  $U_2 = X_2/[1 + \exp(X_1)] + 10$ ,  $U_3 = (X_1 X_3/25 + 0.6)^3$  and  $U_4 = (X_2 + X_4 + 20)^2$ . The vector  $(U_1, U_2, U_3, U_4)^\top$  is standardized to have a mean of zero and a marginal variances of one.

The probability that a subject receives the treatment is then determined using the inverse logit link function

$$\pi_i^{(k)} = \frac{\exp[\eta_i^{(k)}]}{1 + \exp[\eta_i^{(k)}]}, \quad k \in \{a, b\},$$

where scenarios  $a$  and  $b$  correspond to linear and non-linear transformations as follows

$$\begin{aligned} \eta_i^{(a)} &\equiv -x_{i1} + 0.5x_{i2} - 0.25x_{i3} - 0.1x_{i4} \quad \text{and} \\ \eta_i^{(b)} &\equiv -u_{i1} + 0.5u_{i2} - 0.25u_{i3} - 0.1u_{i4}. \end{aligned}$$

The treatment indicators are generated by sampling  $Z_i \sim \text{Bin}(1, \pi_i^{(k)})$ . For the outcome processes, we use the bivariate model

$$\begin{bmatrix} Y_i(0) \\ Y_i(1) \end{bmatrix} \sim \mathcal{N} \left( \begin{bmatrix} \mu_i^{(\ell)} \\ \mu_i^{(\ell)} + \tau \end{bmatrix}, \begin{bmatrix} \sigma^2 & \rho\sigma^2 \\ \rho\sigma^2 & \sigma^2 \end{bmatrix} \right)$$

where  $\ell \in \{a, b\}$  so that

$$\begin{aligned} \mu_i^{(a)} &\equiv 210 + 27.4x_{i1} + 13.7x_{i2} + 13.7x_{i3} + 13.7x_{i4} \quad \text{and} \\ \mu_i^{(b)} &\equiv 210 + 27.4u_{i1} + 13.7u_{i2} + 13.7u_{i3} + 13.7u_{i4}. \end{aligned}$$

Once the potential outcomes have been generated, the observed outcome is the potential outcome corresponding to the observed treatment assignment;  $y_i = (1 - z_i)y_i(0) + z_iy_i(1)$ . Each of the covariate balancing methods are provided the design matrix with an intercept and the four original covariates;  $x_{i1}$ ,  $x_{i2}$ ,  $x_{i3}$ , and  $x_{i4}$  for  $i = 1, 2, \dots, n$ . The causal effect is then estimated using (3) where we substitute  $\hat{p}(z_i, \mathbf{x}_i)$

We found that the correlation between the potential outcomes did not affect the resulting estimates of  $\tau$ . In addition, the effects of altering  $\sigma^2$  and  $n$  had anticipated results. Lower values of  $\sigma^2$  led to lower standard errors for  $\hat{\tau}$  whereas smaller values of  $n$  led to larger standard errors. Therefore, we report the results for  $\rho = 0$ ,  $n = 200$ , and  $\sigma^2 = 10$  in Table 1 and Figure 2. The complete results appear in the supplementary material.

For all the methods that we tested, if either the outcome model or the treatment assignment is correctly specified, then the causal effect estimate is unbiased. This would suggest that the first condition of a doubly-robust estimator applies to the other balancing weights. We see in Table 1 and Figure 2 that the balancing weights obtained with SENT align almost identically with an exactly-specified CBPS model. In addition, balancing weights obtained with the CAL performed similar, if not negligible, to balancing weights estimated with ENT. The standard error of the ATE estimate is smaller when using weights estimated with BENT. This is expected given that these weights are used for estimating the weighted ATE in (25). The standard errors are also smaller while using weights estimated with ENT versus weights estimated with SENT. This is an interesting result given Theorem 1 where the SENT weights in conjunction with (3) attain the minimal semi-parametric efficiency bound. This result suggests that ENT may be fitting weights to estimate some other version of a weighted ATE estimand, much like the binary relative entropy. When both models are misspecified, each method produces biased estimates. In this case, the weights estimated with BENT had the smallest bias and the lowest standard error.

## 5.2 Illustrative Example of Unplanned Readmissions after Lung Resection

Next, we investigate the results of a real data set using different weighting and matching methods. In Bhagat et al. (2017), the odds of unplanned, 30-day readmissions are compared between lung cancer patients that receive thorascopic versus open lung resections. The study identified 9,510 patients that underwent some form of lung resection from the American College of Surgeons - National Safety and Quality Innovation Program (ACS-NSQIP) database. Of those 9,510 patients, 4,935 (51.9%) received a thorascopic resection and 4,575 (48.1%) received an open resection. The study analysis carried out a greedy one-to-one matching of patients using the estimated propensity score as the criterion distance function (Ho et al., 2007). The propensity scores were modeled with logistic regression. This algorithm matched 3,399 thorascopic lung resection patients to 3,399 open lung resection patients, dropping 2,712 patients (28.5%). In doing so, the “treated” group are assumed to be the patients that receive thorascopic lung resections and the target estimand ATT.

We replicate the study conducted in Bhagat et al. (2017) by estimating balancing weights using two different methods. The first method uses entropy balancing (EB) where the estimated balancing weights are obtained with (15) and (16). Recall that these balancing weights along with (3) are doubly-robust (Zhao and Percival, 2017). The second method fits a propensity score model using logistic regression (IPW). With the fitted propensity score, we then use (2) substituting  $\hat{\pi}(\mathbf{x})$  for  $\pi(\mathbf{x})$  to estimate the ATT. The causal effect estimates using the propensity score matched (PSM) cohort from the original paper are also reported along with the unadjusted (UN) results (Table 2).

Figure 3 shows the amount of imbalance observed for each of the covariates among those included into the models. We see that across each covariate, entropy balancing perfectly balances the first sample moments of the covariate distribution between the two treatment groups. Logistic regression appears to perform less adequately than matching. However, aside from hospital length of stay, each of the weighted mean differences fell within the conservative 0.05 unit threshold with the inverse probability of treatment weights. The unadjusted differences do not share the same success as their adjusted counterparts suggesting that some form of balancing should be implemented. After estimating the ATT, notice in Table 2 that the estimated risk difference is significant when using either the inverse probability of treatment weights or entropy balancing, but is not significant when using propensity score matching. The difference is likely due to the 2,712 patients that were omitted when matching. This discrepancy illuminates and emphasizes the importance of selecting the most appropriate method for balancing covariate data, even within a large observational study.

## 6 Discussion

The generalized projection of a Bregman distance from a vector of sampling weights into an intersection of hyperplanes is a powerful and flexible tool for normalizing data. In particular, this process is quite useful for constructing balancing weights for estimating causal effects. Using the dual nature of these optimization



problems, we show that exactly-specified CBPS (Imai and Ratkovic, 2013) is doubly-robust in the same way that Zhao and Percival (2017) show that entropy balancing is doubly-robust. We also show that Bregman distances serve as a well-defined, general distance in calibration estimation (Deville and Sarndal, 1992; Chan et al., 2015). We also evaluated the results through several simulated experiments. We observed that weighting estimators for different versions of the weighted ATE had smaller variance compared to the doubly-robust estimator for the ATE. We then apply our framework to a real data set of lung resection patients. It is here that we demonstrate how the choice of balancing method can have crucial implications towards the results of a study.

There are some limitations to our proposed framework. First, the treatment assignments are assumed to be independent. This assumption is sometimes called the no interference assumption. Health outcomes research is rich in observational data from the emergence of the electronic health record. While numerous in size, these datasets are more complex with patients being clustered within regions, hospitals, clinics, and/or practicing physicians. Conditioning on any one of these factors may result in overfitting or produce issues with convergence. Second, linear equality constraints are often quite stringent. If a particular covariate is difficult to balance, our proposed framework will sometimes generate large weights. Zubizarreta (2015) proposes using stable balancing weights which places linear inequality constraints on the weighted sample moments of the covariate distribution while minimizing the Euclidian distance. In more recent work, Wang and Zubizarreta (2017) have generalized this interval constrained optimization method for calibration estimators. We believe their results can be adapted to our methods. Finally, in Theorem 1 we assume that the propensity score is determined by a logit model where the log odds are linear in the covariates. For an unknown propensity score, methods such as sieve regression (Geman and Hwang, 1982; Chan et al., 2015) and boosting (McCaffrey et al., 2004) have been proposed to allow for more robust balancing weights and/or propensity score models.

In future work we would like to address some of the limitations identified in the the previous paragraph. In particular, we wish to allow for clustering in the treatment assignment. We would also like to examine the different strategies for estimating the variance of these estimators. The standard errors reported in Table 1 use the plug-in principle which assume the balancing weights are fixed. This is an area which can certainly be improved. We would also like to expand these methods to include multivalued treatment assignments. In addition to modifying the notation of the estimator in (3), this would entail selecting a different constraint matrix  $\mathbf{A}$  and target margins  $\mathbf{b}$ , much like with calibration estimators.

## Acknowledgment

**Special Thanks:** We would like to thank Dr. Robert Meguid and the Adult and Child Consortium for Health Outcomes Research and Delivery Science (ACCORDS) program for making the unplanned readmissions data example available to us. We would also like to thank Dr. Peter DeWitt for his help in deploying the associated R package `cbal`.

**Funding information:** This research is supported by a pilot grant from the Data Science to Patient Value (D2V) initiative from the University of Colorado.

**Disclaimer:** This manuscript will be submitted to the Department of Biostatistics and Informatics in the Colorado School of Public Health, University of Colorado Denver, in partial fulfillment of the requirements for the degree of Doctor of Philosophy in Biostatistics for Kevin P. Josey.

Debashis Ghosh  
13001 East 17th Place  
Mail Stop B119  
Aurora, CO, USA 80045  
debashis.ghosh@ucdenver.edu

## A Proofs of Lemmas and Propositions

### A.1 Proof of Lemma 1

*Proof.* For any  $\mathbf{w} \in \Omega \cap \bar{\Delta}^n$ , define

$$\mathcal{S} \equiv \{\mathbf{p} \in \bar{\Delta}^n : D_f(\mathbf{p} \parallel \mathbf{q}) \leq D_f(\mathbf{w} \parallel \mathbf{q})\}.$$

The set  $\mathcal{S}$  is a bounded and closed since  $D_f(\mathbf{p} \parallel \mathbf{q})$  is continuous in  $\mathbf{p} \in \bar{\Delta}^n$ . Therefore, the intersection  $\mathcal{T} \equiv \Omega \cap \bar{\Delta}^n \cap \mathcal{S}$  is closed and non-empty since  $\Omega \cap \bar{\Delta}^n$  is also closed. This also implies that  $\mathcal{T}$  is compact. Thus,  $D_f(\mathbf{p} \parallel \mathbf{q})$  takes its infimum subject to  $\mathbf{p} \in \Omega \cap \bar{\Delta}^n$  in  $\mathcal{T}$ .

To prove that  $\hat{\mathbf{p}} \in \Omega \cap \bar{\Delta}^n$  is unique, suppose there are two points  $\hat{\mathbf{p}}, \hat{\mathbf{p}}' \in \Omega \cap \bar{\Delta}^n$  such that  $\hat{\mathbf{p}} \neq \hat{\mathbf{p}}'$  and  $D_f(\hat{\mathbf{p}} \parallel \mathbf{q}) = D_f(\hat{\mathbf{p}}' \parallel \mathbf{q}) = \arg \min_{\mathbf{p} \in \Omega \cap \bar{\Delta}^n} D_f(\mathbf{p} \parallel \mathbf{q})$ , for some  $\mathbf{q} \in \Delta^n$ . By the convexity of  $\Omega \cap \bar{\Delta}^n$ ,  $\frac{1}{2}(\hat{\mathbf{p}} + \hat{\mathbf{p}}') \in \Omega \cap \bar{\Delta}^n$ . By the strict convexity of  $f$ , we have

$$\begin{aligned} D_f[(\hat{\mathbf{p}} + \hat{\mathbf{p}}')/2 \parallel \mathbf{q}] &= f\left[\frac{1}{2}(\hat{\mathbf{p}} + \hat{\mathbf{p}}')\right] - f(\mathbf{q}) - [\nabla f(\mathbf{q})]^\top \left[\frac{1}{2}(\hat{\mathbf{p}} + \hat{\mathbf{p}}') - \mathbf{q}\right] \\ &< \frac{1}{2}f(\hat{\mathbf{p}}) + \frac{1}{2}f(\hat{\mathbf{p}}') - \frac{1}{2}f(\mathbf{q}) - \frac{1}{2}f(\mathbf{q}) \\ &\quad - \frac{1}{2}[\nabla f(\mathbf{q})]^\top (\hat{\mathbf{p}} - \mathbf{q}) - \frac{1}{2}[\nabla f(\mathbf{q})]^\top (\hat{\mathbf{p}}' - \mathbf{q}) \\ &= \frac{1}{2}[D_f(\hat{\mathbf{p}} \parallel \mathbf{q}) + D_f(\hat{\mathbf{p}}' \parallel \mathbf{q})] = \min_{\mathbf{p} \in \Omega \cap \bar{\Delta}^n} D_f(\mathbf{p} \parallel \mathbf{q}) \end{aligned}$$

This is a contradiction since there can be no point in  $\Omega \cap \bar{\Delta}^n$  that has a smaller distance from  $\mathbf{q} \in \Delta^n$  than the point  $\min_{\mathbf{p} \in \Omega \cap \bar{\Delta}^n} D_f(\mathbf{p} \parallel \mathbf{q})$ .  $\square$

### A.2 Proof of Proposition 1

*Proof.* Assume  $\hat{\mathbf{p}} = \arg \min_{\mathbf{p} \in \Omega \cap \bar{\Delta}^n} D_f(\mathbf{p} \parallel \mathbf{q})$ . By Lemma 1,  $\hat{\mathbf{p}}$  is a global minimum subject to the linear constraint in (5). Due to the zone consistency assumption, if  $\mathbf{q} \in \Delta^n$  then the minimum must be contained

in  $\Delta^n$ . According to the Lagrange multiplier theorem (Bertsekas, 1999), there exists a unique  $\hat{\lambda} \in \mathbb{R}^m$  that satisfies

$$\nabla_{\mathbf{p}} D_f(\hat{\mathbf{p}} \parallel \mathbf{q}) + \mathbf{A}\hat{\lambda} = \mathbf{0}_n. \quad (29)$$

Note that due to the convexity of  $f$ ,  $\nabla f : \Delta^n \rightarrow \mathbb{R}^n$  is strictly increasing and is therefore injective. Thus, the transformation  $(\nabla f)^{-1} : \mathbb{R}^n \rightarrow \Delta^n$  also has a unique mapping. Solving (29) for  $\hat{\mathbf{p}}$ , we obtain

$$\hat{\mathbf{p}} = (\nabla f)^{-1}[\nabla f(\mathbf{q}) - \mathbf{A}\hat{\lambda}] = P_f(\mathbf{q}, \mathbf{A}\hat{\lambda}).$$

□

### A.3 Proof of Proposition 2

*Proof.* Let  $\lambda \in \mathbb{R}^m$  and  $\hat{\mathbf{p}} = \arg \min_{\mathbf{p} \in \Delta^n} L(\mathbf{p}, \mathbf{q}, \lambda)$ . Since  $f$  is zone consistent, a minimum of the Lagrangian with respect to  $\mathbf{p} \in \Delta^n$  must satisfy

$$\nabla f(\hat{\mathbf{p}}) = \nabla f(\mathbf{q}) - \mathbf{A}\lambda$$

By the convexity of  $f$  (see the proof to Proposition 1), we can solve for  $\hat{\mathbf{p}}$  to get

$$\hat{\mathbf{p}} = (\nabla f)^{-1}[\nabla f(\mathbf{q}) - \mathbf{A}\lambda] = \arg \min_{\mathbf{p} \in \Delta^n} L(\mathbf{p}, \mathbf{q}, \lambda). \quad (30)$$

Next, suppose  $\mathbf{p} \in \Omega \cap \Delta^n$ . According to (30),

$$L[P_f(\mathbf{q}, \mathbf{A}\lambda), \mathbf{q}, \lambda] \leq D_f(\mathbf{p} \parallel \mathbf{q}) + (\mathbf{A}^\top \mathbf{p} - \mathbf{b})^\top \lambda = D_f(\mathbf{p} \parallel \mathbf{q})$$

Using the definition in Equation (6), minimizing the right hand side subject to  $\mathbf{p} \in \Omega \cap \Delta^n$  yields the solution to the primal problem

$$L[P_f(\mathbf{q}, \mathbf{A}\lambda), \mathbf{q}, \lambda] \leq D_f(\hat{\mathbf{p}} \parallel \mathbf{q}) \quad (31)$$

for all  $\lambda \in \mathbb{R}^m$ . By Proposition 1, there exists some  $\hat{\lambda} \in \mathbb{R}^m$  such that  $\hat{\mathbf{p}} = P_f(\mathbf{q}, \mathbf{A}\hat{\lambda})$ . Therefore,

$$\begin{aligned} D_f(\hat{\mathbf{p}} \parallel \mathbf{q}) &= D_f(\hat{\mathbf{p}} \parallel \mathbf{q}) + (\mathbf{A}^\top \hat{\mathbf{p}} - \mathbf{b})^\top \hat{\lambda} \\ &= L(\mathbf{p}, \mathbf{q}, \hat{\lambda}) \\ &= L[P_f(\mathbf{q}, \mathbf{A}\hat{\lambda}), \mathbf{q}, \hat{\lambda}] \end{aligned} \quad (32)$$

Substituting the result of Equation (32) into Equation (31), we have

$$L[P_f(\mathbf{q}, \mathbf{A}\lambda), \mathbf{q}, \lambda] \leq L[P_f(\mathbf{q}, \mathbf{A}\hat{\lambda}), \mathbf{q}, \hat{\lambda}]$$

for all  $\lambda \in \mathbb{R}^m$  which implies

$$\hat{\lambda} = \arg \max_{\lambda \in \mathbb{R}^m} L[P_f(\mathbf{q}, \mathbf{A}\lambda), \mathbf{q}, \lambda].$$

□

#### A.4 Proof of Theorem 1

*Proof.* First, we assume that the outcome is linear in  $c_j(\mathbf{X})$ ,  $j = 1, 2, \dots, m$ . Assumption 1 implies  $\mathbb{E}[Y_i(1)|\mathbf{X}_i, Z_i] = \mathbb{E}[Y_i(1)|\mathbf{X}_i] = \mu_1(\mathbf{X}_i)$  and  $\mathbb{E}[Y_i(0)|\mathbf{X}_i, Z_i] = \mathbb{E}[Y_i(0)|\mathbf{X}_i] = \mu_0(\mathbf{X}_i)$ . Denote  $\tau^* = \mathbb{E}[Y(1) - Y(0)]$  as the true value of the causal effect and suppose

$$\begin{aligned}\mu_0^*(\mathbf{X}_i) &= \sum_{j=1}^m c_j(\mathbf{X}_i) \beta_j^* \quad \text{and} \\ \mu_1^*(\mathbf{X}_i) &= \tau^* + \sum_{j=1}^m c_j(\mathbf{X}_i) \beta_j^*\end{aligned}\tag{33}$$

where  $\beta_j^* \in \mathfrak{R}$ ,  $j = 1, 2, \dots, m$ , denote the true coefficient values. Let  $\hat{p}(Z_i, \mathbf{X}_i)$  be determined by (22) where  $\hat{\lambda}$  is determined by (21). Without loss of generality, assume  $\sum_{i=1}^n \hat{p}(Z_i, \mathbf{X}_i) Z_i = 1$ . Then

$$\begin{aligned}\mathbb{E}(\hat{\tau} - \tau) &= \mathbb{E} \left[ \sum_{i=1}^n \hat{p}(Z_i, \mathbf{X}_i) (2Z_i - 1) Y_i - \tau \right] \\ &= \mathbb{E} \left\{ \sum_{i=1}^n \mathbb{E} [\hat{p}(Z_i, \mathbf{X}_i) Z_i Y_i(1) - \hat{p}(Z_i, \mathbf{X}_i) (1 - Z_i) Y_i(0) | \mathbf{X}_i, Z_i] \right\} - \tau^* \\ &= \mathbb{E} \left\{ \sum_{i=1}^n [\hat{p}(Z_i, \mathbf{X}_i) Z_i \mu_1(\mathbf{X}_i) - \hat{p}(Z_i, \mathbf{X}_i) (1 - Z_i) \mu_0(\mathbf{X}_i)] \right\} - \tau^* \\ &= \mathbb{E} \left\{ \sum_{i=1}^n \hat{p}(Z_i, \mathbf{X}_i) Z_i \tau^* + \sum_{j=1}^m \beta_j^* \left[ \sum_{i=1}^n \hat{p}(Z_i, \mathbf{X}_i) (2Z_i - 1) c_j(\mathbf{X}_i) \right] \right\} - \tau^* \\ &= \mathbb{E} \left[ \sum_{i=1}^n \hat{p}(Z_i, \mathbf{X}_i) Z_i \tau^* \right] - \tau^* = 0.\end{aligned}$$

Therefore, whenever we correctly identify  $\hat{p}(Z_i, \mathbf{X}_i)$  to balance the covariates that determine some outcome, the fitted balancing weights are implicitly fitting a linear regression model.

Now, let  $\text{logit}[\pi^*(\mathbf{X})] = \sum_{j=1}^m c_j(\mathbf{X}) \lambda_j^*$ . Denote the  $(n \times 1)$  vector of linearly independent features as  $\mathbf{c}(\mathbf{X}) = [c_1(\mathbf{X}), c_2(\mathbf{X}), \dots, c_m(\mathbf{X})]^\top$ . To show that  $\hat{\tau}$  as determined by (3) is consistent, we follow the approach of Tsiatis (2006) and Kennedy (2016) by employing influence functions. Define the estimating equation for  $\lambda$  as

$$\begin{aligned}\zeta(\mathbf{X}, Z; \lambda) &\equiv Z \left\{ 1 + \exp \left[ - \sum_{j=1}^m c_j(\mathbf{X}) \lambda_j \right] \right\} \mathbf{c}(\mathbf{X}) \\ &\quad - (1 - Z) \left\{ 1 + \exp \left[ \sum_{j=1}^m c_j(\mathbf{X}) \lambda_j \right] \right\} \mathbf{c}(\mathbf{X})\end{aligned}\tag{34}$$

As a result of Propositions 1 and 2,  $\hat{\lambda}$  must satisfy

$$\sum_{i=1}^n \zeta(\mathbf{X}_i, Z_i; \hat{\lambda}) = \mathbf{0}_m.\tag{35}$$

Next, define the estimating equation for  $\tau$  as

$$\begin{aligned} \psi(\mathbf{X}, Y, Z; \boldsymbol{\lambda}, \tau) \equiv & Z \left\{ 1 + \exp \left[ - \sum_{j=1}^m c_j(\mathbf{X}) \lambda_j \right] \right\} [Y(1) - \tau] \\ & - (1 - Z) \left\{ 1 + \exp \left[ \sum_{j=1}^m c_j(\mathbf{X}) \lambda_j \right] \right\} Y(0). \end{aligned} \quad (36)$$

This estimator  $\hat{\tau}$ , which is equivalent to (3), solves

$$\frac{1}{n} \sum_{i=1}^n \psi(\mathbf{X}_i, Y_i, Z_i; \hat{\boldsymbol{\lambda}}, \hat{\tau}) = 0.$$

Define  $\boldsymbol{\theta} \equiv (\boldsymbol{\lambda}^\top, \tau)^\top$  with  $\hat{\boldsymbol{\theta}} \equiv (\hat{\boldsymbol{\lambda}}^\top, \hat{\tau})^\top$  and  $\boldsymbol{\theta}^* \equiv (\boldsymbol{\lambda}^{*\top}, \tau^*)^\top$ . We also define the stacked estimating equation  $\boldsymbol{\xi}(\mathbf{X}, Z, Y; \boldsymbol{\theta}) \equiv (\boldsymbol{\zeta}^\top, \psi)^\top$ . Under standard regularity assumptions described in Tsiatis (2006),

$$\hat{\boldsymbol{\theta}} - \boldsymbol{\theta}^* = - \left\{ \mathbb{E} \left[ \frac{\partial \boldsymbol{\xi}(\mathbf{X}, Z, Y; \boldsymbol{\theta}^*)}{\partial \boldsymbol{\theta}} \right] \right\}^{-1} \left\{ \sum_{i=1}^n \boldsymbol{\xi}(\mathbf{X}_i, Z_i, Y_i; \boldsymbol{\theta}^*) \right\} + o_p(1/\sqrt{n}).$$

It is straightforward to identify the influence function for  $\hat{\boldsymbol{\theta}}$  as

$$- \left\{ \mathbb{E} \left[ \frac{\partial \boldsymbol{\xi}(\mathbf{X}, Z, Y; \boldsymbol{\theta}^*)}{\partial \boldsymbol{\theta}} \right] \right\}^{-1} \boldsymbol{\xi}(\mathbf{X}, Z, Y; \boldsymbol{\theta}^*). \quad (37)$$

The influence function for  $\hat{\tau}$  is the last entry of (37), which is

$$\phi(\mathbf{X}, Y, Z) \equiv \psi(\mathbf{X}, Y, Z; \boldsymbol{\lambda}^*, \tau^*) - \mathbb{E} \left[ \frac{\psi(\mathbf{X}, Y, Z; \boldsymbol{\lambda}^*, \tau^*)}{\partial \boldsymbol{\lambda}} \right] \left\{ \mathbb{E} \left[ \frac{\phi(\mathbf{X}, Z; \boldsymbol{\lambda}^*)}{\partial \boldsymbol{\lambda}} \right] \right\}^{-1} \boldsymbol{\zeta}(\mathbf{X}, Z; \boldsymbol{\lambda}^*).$$

This allows us to express

$$\begin{aligned} \hat{\tau} - \tau^* = & \frac{1}{n} \sum_{i=1}^n \psi(\mathbf{X}_i, Y_i, Z_i; \boldsymbol{\lambda}^*, \tau^*) + o_p(1/\sqrt{n}) \\ & - \mathbb{E} \left[ \frac{\psi(\mathbf{X}, Y, Z; \boldsymbol{\lambda}^*, \tau^*)}{\partial \boldsymbol{\lambda}} \right] \left\{ \mathbb{E} \left[ \frac{\boldsymbol{\zeta}(\mathbf{X}, Z; \boldsymbol{\lambda}^*)}{\partial \boldsymbol{\lambda}} \right] \right\}^{-1} \left[ \frac{1}{n} \sum_{i=1}^n \boldsymbol{\zeta}(\mathbf{X}_i, Z_i; \boldsymbol{\lambda}^*) \right] \end{aligned} \quad (38)$$

When  $\text{logit}[\pi^*(\mathbf{X})] = \sum_{j=1}^m c_j(\mathbf{X}) \lambda_j^*$ , then

$$\begin{aligned} \mathbb{E}[\boldsymbol{\zeta}(\mathbf{X}, Z; \boldsymbol{\lambda}^*)] &= \mathbb{E} \left[ \mathbb{E} \left( Z \left\{ 1 + \exp \left[ - \sum_{j=1}^m c_j(\mathbf{X}) \lambda_j^* \right] \right\} \mathbf{c}(\mathbf{X}) \right. \right. \\ &\quad \left. \left. - (1 - Z) \left\{ 1 + \exp \left[ \sum_{j=1}^m c_j(\mathbf{X}) \lambda_j^* \right] \right\} \mathbf{c}(\mathbf{X}) \middle| \mathbf{X} \right) \right] \\ &= \mathbb{E} \left( \left\{ \frac{1 + \exp \left[ - \sum_{j=1}^m c_j(\mathbf{X}) \lambda_j^* \right]}{1 + \exp \left[ - \sum_{j=1}^m c_j(\mathbf{X}) \lambda_j^* \right]} - \frac{1 + \exp \left[ \sum_{j=1}^m c_j(\mathbf{X}) \lambda_j^* \right]}{1 + \exp \left[ \sum_{j=1}^m c_j(\mathbf{X}) \lambda_j^* \right]} \right\} \mathbf{c}(\mathbf{X}) \right) = \mathbf{0}_m. \end{aligned}$$

In a similar fashion, and given Assumptions 1 and 3,

$$\mathbb{E}[\psi(\mathbf{X}, Y, Z; \boldsymbol{\lambda}^*, \tau^*)] = 0.$$

By applying the weak law of large numbers to (38), we conclude  $\hat{\tau} \rightarrow_p \tau^*$ .

Following the classical central limit theorem, the influence function for  $\hat{\tau}$  is also used to find the asymptotic distribution where

$$\sqrt{n}(\hat{\tau} - \tau) \rightarrow_d \mathcal{N}\{0, \mathbb{E}[\phi(\mathbf{X}, Y, Z)^2]\}. \quad (39)$$

To simplify the notation, we introduce a couple of nuisance parameters in order to rewrite (34) and (36) -  $\gamma \equiv \mathbb{E}[\mathbf{c}(\mathbf{X})]$  and  $\mu_0 \equiv \mathbb{E}[Y(0)]$ . If  $\mathbf{c}(\mathbf{X})$  includes an intercept term (i.e.  $c_1(\mathbf{X}) = 1$ ), then by Propositions 1 and 2, (34) can be equivalently expressed as

$$\begin{aligned} \zeta(\mathbf{X}, Z; \boldsymbol{\lambda}) \equiv & Z \left\{ 1 + \exp \left[ - \sum_{j=1}^m c_j(\mathbf{X}) \lambda_j \right] \right\} [\mathbf{c}(\mathbf{X}) - \gamma] \\ & - (1 - Z) \left\{ 1 + \exp \left[ \sum_{j=1}^m c_j(\mathbf{X}) \lambda_j \right] \right\} [\mathbf{c}(\mathbf{X}) - \gamma] \end{aligned}$$

for any  $\gamma \in \mathfrak{R}^m$  and (36) as

$$\begin{aligned} \psi(\mathbf{X}, Y, Z; \boldsymbol{\lambda}, \tau) \equiv & Z \left\{ 1 + \exp \left[ - \sum_{j=1}^m c_j(\mathbf{X}) \lambda_j \right] \right\} [Y(1) - \mu_0 - \tau] \\ & - (1 - Z) \left\{ 1 + \exp \left[ \sum_{j=1}^m c_j(\mathbf{X}) \lambda_j \right] \right\} [Y(0) - \mu_0] \end{aligned}$$

for any  $\mu_0 \in \mathfrak{R}$ . Moreover, let  $\mathbf{H}_{\mathbf{r}_1, \mathbf{r}_2}(v) = \mathbb{E}\{v[\mathbf{r}_1 - \mathbb{E}(\mathbf{r}_1)][\mathbf{r}_2 - \mathbb{E}(\mathbf{r}_2)]^\top\}$  and  $\mathbf{H}_{\mathbf{r}}(v) = \mathbf{H}_{\mathbf{r}, \mathbf{r}}(v)$ . The asymptotic variance in (39) is

$$\begin{aligned} \mathbb{E}[\phi(\mathbf{X}, Y, Z)^2] = & \{\mathbf{H}_{Y(0), \mathbf{c}(\mathbf{X})}[\pi^*(\mathbf{X})] + \mathbf{H}_{Y(1), \mathbf{c}(\mathbf{X})}[1 - \pi^*(\mathbf{X})]\} \mathbf{H}_{\mathbf{c}(\mathbf{X})}^{-1}(1) \\ & \times \left( \mathbf{H}_{\mathbf{c}(\mathbf{X})} \left\{ \frac{1}{\pi^*(\mathbf{X})[1 - \pi^*(\mathbf{X})]} \right\} \mathbf{H}_{\mathbf{c}(\mathbf{X})}^{-1}(1) \{\mathbf{H}_{\mathbf{c}(\mathbf{X}), Y(0)}[\pi^*(\mathbf{X})] + \mathbf{H}_{\mathbf{c}(\mathbf{X}), Y(1)}[1 - \pi^*(\mathbf{X})]\} \right. \\ & \left. - 2\mathbf{H}_{\mathbf{c}(\mathbf{X}), Y(0)} \left[ \frac{1}{1 - \pi^*(\mathbf{X})} \right] - 2\mathbf{H}_{\mathbf{c}(\mathbf{X}), Y(1)} \left[ \frac{1}{\pi^*(\mathbf{X})} \right] \right) \\ & + H_{Y(0)} \left[ \frac{1}{1 - \pi^*(\mathbf{X})} \right] + H_{Y(1)} \left[ \frac{1}{\pi^*(\mathbf{X})} \right]. \end{aligned} \quad (40)$$

Given (33), we can write  $\mathbf{H}_{Y(0), \mathbf{c}(\mathbf{X})}(v) = \mathbf{H}_{Y(1), \mathbf{c}(\mathbf{X})}(v) = \mathbf{H}_{\mathbf{c}(\mathbf{X})}(v)\boldsymbol{\beta}^*$ . This allows us to reduce (40) into the more succinct form of

$$\begin{aligned} \mathbb{E}[\phi(\mathbf{X}, Y, Z)^2] = & H_{Y(0)} \left[ \frac{1}{1 - \pi^*(\mathbf{X})} \right] + H_{Y(1)} \left[ \frac{1}{\pi^*(\mathbf{X})} \right] - H_{\mu_0(\mathbf{X})} \left\{ \frac{1}{\pi^*(\mathbf{X})[1 - \pi^*(\mathbf{X})]} \right\} \\ = & \mathbb{E} \left\{ \frac{\mathbb{V}[Y(1)|\mathbf{X}]}{\pi^*(\mathbf{X})} + \frac{\mathbb{V}[Y(0)|\mathbf{X}]}{1 - \pi^*(\mathbf{X})} \right\} \end{aligned}$$

where the second equality holds due to the conditional variance identity. □

## B R Package and Simulation Code

The R package used to fit balancing weights as the generalized projection of Bregman distance is still in development with a working version available at <https://github.com/kevjosey/cbal>. The code used to conduct the simulation study in Section 5 is available at <https://github.com/kevjosey/cov-bal-sim>. The code for performing the replication study of Bhagat et al. (2017) is available from the authors upon request.

## References

- Bang, H. and Robins, J. M. (2005). Doubly robust estimation in missing data and causal inference models. *Biometrics*, 61(4):962–973.
- Bertsekas, D. P. (1999). *Nonlinear Programming*. Athena Scientific, Belmont, Mass, 2nd edition edition.
- Bhagat, R., Bronsert, M. R., Ward, A. N., Martin, J., Juarez-Colunga, E., Glebova, N. O., Henderson, W. G., Fullerton, D., Weyant, M. J., Mitchell, J. D., and Meguid, R. A. (2017). National Analysis of Unplanned Readmissions After Thoracoscopic Versus Open Lung Cancer Resection. *The Annals of Thoracic Surgery*, 104(6):1782–1790.
- Bregman, L. M. (1967). The relaxation method of finding the common point of convex sets and its application to the solution of problems in convex programming. *USSR Computational Mathematics and Mathematical Physics*, 7(3):200–217.
- Censor, Y. and Zenios, S. A. (1998). *Parallel Optimization: Theory, Algorithms, and Applications*. Oxford University Press, New York, 1 edition edition.
- Chan, K. C. G. and Yam, S. C. P. (2014). Oracle, Multiple Robust and Multipurpose Calibration in a Missing Response Problem. *Statistical Science*, 29(3):380–396.
- Chan, K. C. G., Yam, S. C. P., and Zheng, Z. (2015). Globally efficient non-parametric inference of average treatment effects by empirical balancing calibration weighting. *Journal of the Royal Statistical Society: Series B (Statistical Methodology)*, 78(3):673–700.
- Crump, R. K., Hotz, V. J., Imbens, G. W., and Mitnik, O. A. (2006). Moving the Goalposts: Addressing Limited Overlap in the Estimation of Average Treatment Effects by Changing the Estimand. Working Paper 330, National Bureau of Economic Research.
- Deville, J.-C. and Sarndal, C.-E. (1992). Calibration Estimators in Survey Sampling. *Journal of the American Statistical Association*, 87(418):376–382.

- Fong, C., Ratkovic, M., Imai, K., Hazlett, C., Yang, X., and Peng, S. (2018). CBPS: Covariate Balancing Propensity Score.
- Geman, S. and Hwang, C.-R. (1982). Nonparametric Maximum Likelihood Estimation by the Method of Sieves. *The Annals of Statistics*, 10(2):401–414.
- Hahn, J. (1998). On the Role of the Propensity Score in Efficient Semiparametric Estimation of Average Treatment Effects. *Econometrica*, 66(2):315–331.
- Hainmueller, J. (2012). Entropy Balancing for Causal Effects: A Multivariate Reweighting Method to Produce Balanced Samples in Observational Studies. *Political Analysis*, 20(1):25–46.
- Haris, A. and Chan, G. (2015). ATE: Inference for Average Treatment Effects using Covariate Balancing.
- Hirano, K., Imbens, G. W., and Ridder, G. (2003). Efficient Estimation of Average Treatment Effects Using the Estimated Propensity Score. *Econometrica*, 71(4):1161–1189.
- Ho, D. E., Imai, K., King, G., and Stuart, E. A. (2007). Matching as Nonparametric Preprocessing for Reducing Model Dependence in Parametric Causal Inference. *Political Analysis*, 15(3):199–236.
- Horvitz, D. G. and Thompson, D. J. (1952). A Generalization of Sampling Without Replacement From a Finite Universe. *Journal of the American Statistical Association*, 47(260):663–685.
- Imai, K. and Ratkovic, M. (2013). Covariate balancing propensity score. *Journal of the Royal Statistical Society: Series B (Statistical Methodology)*, 76(1):243–263.
- Imbens, G. W. and Rubin, D. B. (2015). *Causal Inference for Statistics, Social, and Biomedical Sciences: An Introduction*. Cambridge University Press, New York, 1 edition edition.
- Kang, J. D. Y. and Schafer, J. L. (2007). Demystifying Double Robustness: A Comparison of Alternative Strategies for Estimating a Population Mean from Incomplete Data. *Statistical Science*, 22(4):523–539.
- Kennedy, E. H. (2016). Semiparametric Theory and Empirical Processes in Causal Inference. In He, H., Wu, P., and Chen, D.-G. D., editors, *Statistical Causal Inferences and Their Applications in Public Health Research*, ICSA Book Series in Statistics, pages 141–167. Springer International Publishing, Cham.
- McCaffrey, D. F., Ridgeway, G., and Morral, A. R. (2004). Propensity Score Estimation With Boosted Regression for Evaluating Causal Effects in Observational Studies. *Psychological Methods*, 9(4):403–425.
- Rosenbaum, P. R. and Rubin, D. B. (1983). The Central Role of the Propensity Score in Observational Studies for Causal Effects. *Biometrika*, 70(1):41–55.
- Rubin, D. B. (1974). Estimating Causal Effects of Treatments in Randomized and Nonrandomized Studies. *Journal of Educational Psychology*.



- Splawa-Neyman, J., Dabrowska, D. M., and Speed, T. P. (1990). On the Application of Probability Theory to Agricultural Experiments. Essay on Principles. Section 9. *Statistical Science*, 5(4):465–472.
- Stefanski, L. A. and Boos, D. D. (2002). The Calculus of M-Estimation. *The American Statistician*, 56(1):29–38.
- Tseng, P. and Bertsekas, D. P. (1987). Relaxation Methods for Linear Programs. *Math. Oper. Res.*, 12(4):569–596.
- Tsiatis, A. (2006). *Semiparametric Theory and Missing Data*. Springer Series in Statistics. Springer-Verlag, New York.
- Wang, Y. and Zubizarreta, J. R. (2017). Minimal Approximately Balancing Weights: Asymptotic Properties and Practical Considerations. *arXiv:1705.00998 [math, stat]*. arXiv: 1705.00998.
- Zhao, Q. (2019). Covariate balancing propensity score by tailored loss functions. *The Annals of Statistics*, 47(2):965–993.
- Zhao, Q. and Percival, D. (2017). Entropy balancing is doubly robust. *Journal of Causal Inference*, 5(1). arXiv: 1501.03571.
- Zubizarreta, J. R. (2015). Stable Weights that Balance Covariates for Estimation With Incomplete Outcome Data. *Journal of the American Statistical Association*, 110(511):910–922.

## Tables and Figures

|                                 | Outcome<br>Scenario | Treatment<br>Assignment<br>Scenario | CBPS          | SENT          | CAL           | ENT          | BENT          |
|---------------------------------|---------------------|-------------------------------------|---------------|---------------|---------------|--------------|---------------|
| Avg. Estimate<br>(MC Std. Err.) | a                   | a                                   | 20.03 (0.54)  | 20.03 (0.54)  | 20.02 (0.51)  | 20.02 (0.51) | 20.02 (0.49)  |
|                                 | a                   | b                                   | 20.00 (0.53)  | 20.00 (0.53)  | 20.00 (0.52)  | 20.00 (0.52) | 20.00 (0.51)  |
|                                 | b                   | a                                   | 20.13 (3.93)  | 20.13 (3.93)  | 20.15 (2.88)  | 20.17 (2.87) | 20.15 (2.22)  |
|                                 | b                   | b                                   | 15.47 (3.17)  | 15.47 (3.17)  | 16.07 (2.63)  | 16.11 (2.64) | 16.63 (2.28)  |
| Mean Squared<br>Error (Bias)    | a                   | a                                   | 0.30 (0.03)   | 0.30 (0.03)   | 0.26 (0.02)   | 0.26 (0.02)  | 0.24 (0.02)   |
|                                 | a                   | b                                   | 0.28 (0.00)   | 0.28 (0.00)   | 0.27 (0.00)   | 0.27 (0.00)  | 0.26 (0.00)   |
|                                 | b                   | a                                   | 15.43 (0.13)  | 15.43 (0.13)  | 8.32 (0.15)   | 8.23 (0.17)  | 4.94 (0.15)   |
|                                 | b                   | b                                   | 30.61 (-4.53) | 30.61 (-4.53) | 22.34 (-3.93) | 22.1 (-3.89) | 16.59 (-3.37) |

Table 1: Average estimate, Monte Carlo standard error, mean squared error, and bias of the ATE using the five methods for estimating balancing weights described in Section 5.1. CBPS uses the covariate balance propensity score weights, SENT uses the constrained optimal solution of the shifted unnormalized relative entropy, CAL uses the calibration estimated weights, ENT uses the constrained optimal solution of the unnormalized relative entropy, and BENT uses the constrained optimal solution of the binary relative entropy.

| Balancing Method | Risk Difference | Std. Error | 95% Confidence Interval |
|------------------|-----------------|------------|-------------------------|
| UN               | -0.021          | 0.006      | (-0.032, -0.010)        |
| PSM              | -0.010          | 0.006      | (-0.021, 0.001)         |
| IPW              | -0.018          | 0.007      | (-0.032, -0.007)        |
| EB               | -0.020          | 0.006      | (-0.032, -0.008)        |

Table 2: ATT estimates for 30-day unplanned readmission in thorascopic versus open lung resection patients. UN denotes the unadjusted results, PSM denotes the propensity score matched results, IPW denotes the inverse probability weighted results, EB denotes the entropy balancing results.

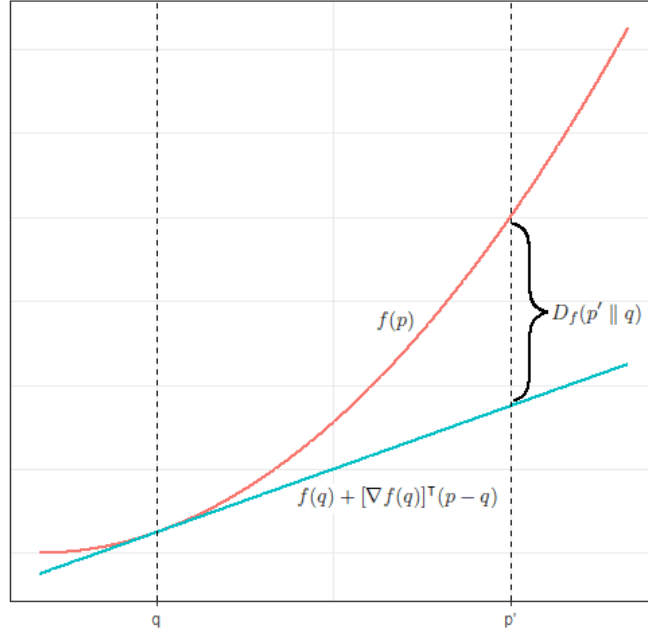


Figure 1: Example of a Bregman distance for one-dimensional  $p', q \in \Delta$ . The function  $f(p)$  (red line) is strictly convex over  $p \in \Delta$ . The line tangent to  $f$  at  $q$  is the blue line. The Bregman function is the distance between the red and blue lines at the point  $p'$ .

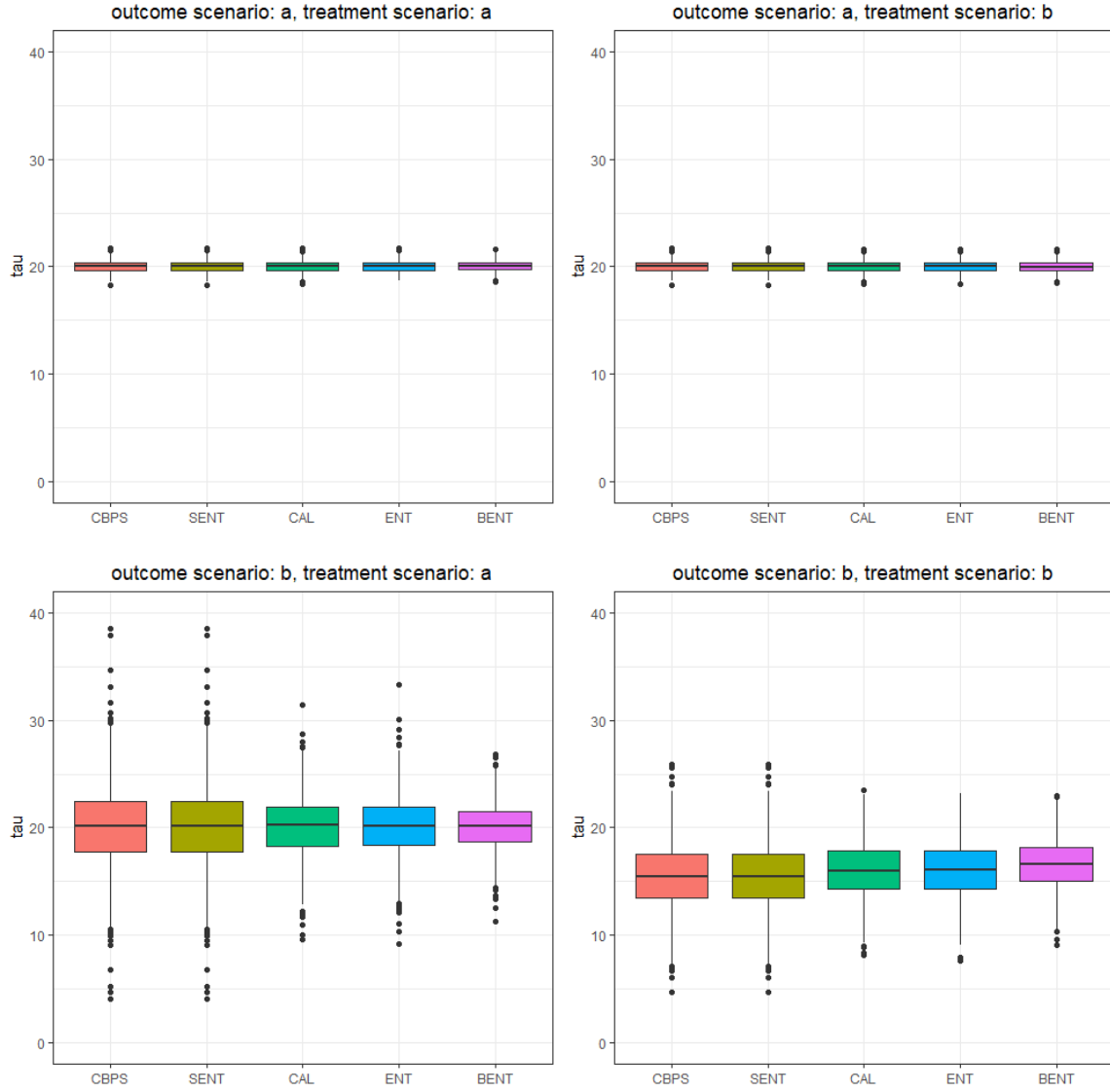


Figure 2: A subset of the ATE estimates using five different methods for estimating balancing weights. Each boxplot is composed of 1000 estimates from the replicates that generate the values in Table 1.

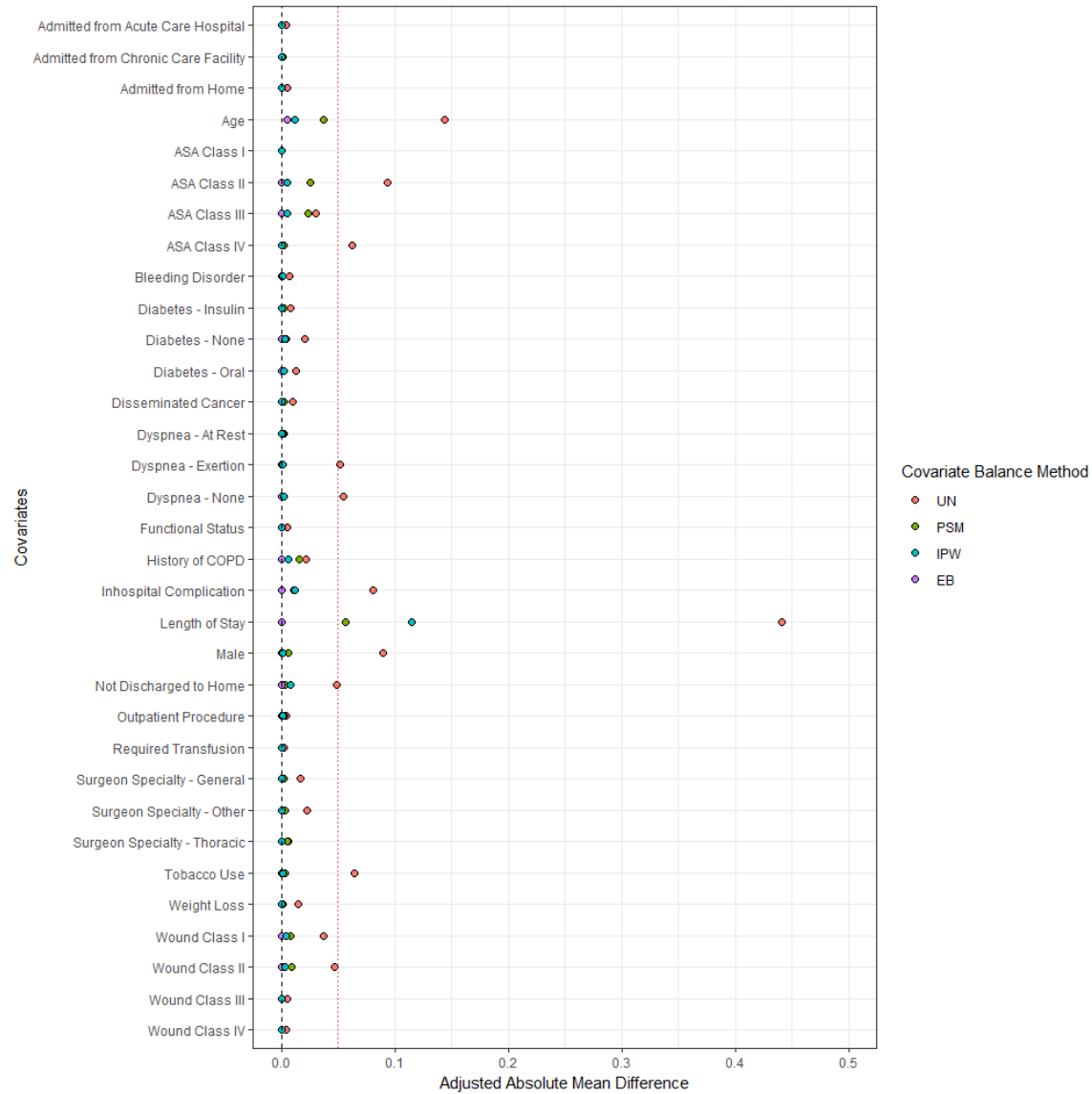


Figure 3: Each point represents the adjusted absolute standardized mean difference (x-axis) between thorascopic and open lung resection patients. The covariates in the plot (y-axis) are included into each model. The red dotted line demarks an absolute standardized mean difference of 0.05.

## Supplementary Information

Additional information for this article is available online. The tables contained within `SuppInfo.pdf` include

- Table S1: Average estimate and Monte Carlo standard error of ATE estimates using five methods for estimating balancing weights for every scenario described in Section 5.1.
- Table S2: Mean square error and bias of ATE estimates using five methods for estimating balancing weights for every scenario described in Section 5.1.