

# On Robustness of Principal Component Regression

**Anish Agarwal**

**Devavrat Shah**

**Dennis Shen**

**Dogyoon Song**

ANISH90@MIT.EDU

DEVAVRAT@MIT.EDU

DESHEN@MIT.EDU

DGSONG@MIT.EDU

*Massachusetts Institute of Technology, 77 Massachusetts Avenue, Cambridge, MA 02139, USA*

Principal Component Regression (PCR) is a simple, but powerful and ubiquitously utilized method. Its effectiveness is well established when the covariates exhibit low-rank structure. However, its ability to handle settings with noisy, missing, and mixed (discrete and continuous) valued covariates is not understood and remains an important open challenge, cf. [Chao et al. \(2019\)](#). As the main contribution of this work, we establish the robustness of PCR (without any change) in this respect, and provide meaningful finite-sample analysis.

In the process, we establish that PCR is equivalent to performing Linear Regression after pre-processing the covariate matrix via Hard Singular Value Thresholding (HSVT). That is, PCR is equivalent to the recently proposed robust variant of the Synthetic Control method [Amjad et al. \(2018\)](#) in the context of counterfactual analysis using observational data. As an immediate consequence, we obtain finite-sample analysis of the Robust Synthetic Control (RSC) estimator that was previously absent. As an important contribution to the Synthetic Control literature, we establish that an (approximate linear) synthetic control always exists in the setting of a generalized factor model (or latent variable model) and need not be assumed as an axiom as is traditionally done in the literature, cf. [Abadie and Gardeazabal \(2003\)](#); [Abadie et al. \(2010\)](#). We further discuss a surprising implication of the robustness property of PCR with respect to noise, i.e., PCR can learn a good predictive model even if the covariates are tactfully transformed to preserve (differential) privacy.

Finally, this work advances the state-of-the-art analysis for HSVT by establishing stronger guarantees with respect to the  $\ell_{2,\infty}$ -norm rather than the Frobenius norm as is commonly done in the matrix estimation literature, which may be of interest in its own right.

## Contents

|          |  |           |
|----------|--|-----------|
| <b>1</b> | <b>Introduction</b>  | <b>5</b>  |
| 1.1      | Background . . . . .   | 5         |
| 1.2      | Contributions . . . . .  | 6         |
| 1.3      | Related works . . . . .  | 7         |
| 1.4      | Organization . . . . .   | 9         |
| <b>2</b> | <b>Setup For Principal Component Regression</b>  | <b>9</b>  |
| 2.1      | Model . . . . .  | 9         |
| 2.2      | Observations . . . . .   | 10        |
| 2.3      | Objective . . . . .  | 10        |
| 2.4      | Notations . . . . .  | 11        |
| <b>3</b> | <b>Algorithm</b>   | <b>11</b> |
| 3.1      | Principal Component Regression . . . . .   | 11        |
| 3.2      | Linear Regression after Hard Singular Value Thresholding . . . . .                     | 12        |
| 3.3      | Equivalence . . . . .  | 12        |
| <b>4</b> | <b>PCR Prediction Error: Low-Rank Covariates</b>                                       | <b>12</b> |
| 4.1      | Theorem Statements . . . . .   | 12        |
| 4.2      | Example: Embedded Gaussian Features . . . . .  | 13        |
| <b>5</b> | <b>PCR Prediction Error: Beyond Low-Rank Covariates, Mismatched Model</b>              | <b>14</b> |
| 5.1      | Theorem Statements . . . . .   | 14        |
| 5.1.1    | $\ell_{2,\infty}$ -error Bound for HSVT for Arbitrary Low-Rank Approximation . . . . . | 15        |
| 5.2      | Picking $k$ in a data-driven manner . . . . .  | 16        |
| 5.3      | Example: Geometrically Decaying Singular Values . . . . .                              | 16        |
| 5.4      | Discussion . . . . .   | 17        |
| <b>6</b> | <b>PCR and Synthetic Control</b>   | <b>18</b> |
| 6.1      | Setup of Synthetic Control . . . . .   | 18        |
| 6.2      | (Approximate) Linear Synthetic Controls Exists . . . . .                               | 19        |
| 6.3      | PCR and RSC . . . . .  | 22        |
| 6.4      | Theoretical Results . . . . .  | 22        |
| 6.5      | Empirical Results . . . . .  | 23        |
| <b>7</b> | <b>Differentially Private Regression</b>   | <b>26</b> |
| <b>8</b> | <b>Regression with Mixed Valued Covariates</b>   | <b>28</b> |
| <b>9</b> | <b>Conclusion</b>  | <b>29</b> |
| <b>A</b> | <b>Useful Theorems Known from Literature</b>   | <b>34</b> |
| A.1      | Bounding $\psi_\alpha$ -norm . . . . .   | 34        |
| A.2      | Concentration Inequalities for Random Variables . . . . .                              | 34        |
| A.2.1    | Upper Bound on the Maximum Absolute Value in Expectation . . . . .                     | 34        |

|          |   |           |
|----------|---|-----------|
| A.3      | Other Useful Lemmas . . . . .   | 35        |
| <b>B</b> | <b>Definitions</b>  | <b>35</b> |
| <b>C</b> | <b>Proof of Proposition 1: Equivalence between PCR and HSVT-OLS</b>               | <b>35</b> |
| <b>D</b> | <b>Proof of Theorem 6</b>   | <b>36</b> |
| D.1      | Background . . . . .  | 36        |
| D.2      | Proof of Theorem 6 . . . . .  | 37        |
| <b>E</b> | <b>Towards the Proof of Lemma 7: Spectral Norm Upper Bound of Random Matrices</b> | <b>38</b> |
| E.1      | Helper Lemmas and the Proof of Theorem 28 . . . . .                               | 39        |
| E.2      | Proof of Proposition 29 . . . . .   | 40        |
| E.3      | Proof of Lemma 31 . . . . .   | 42        |
| E.3.1    | Auxiliary Lemmas . . . . .  | 42        |
| E.3.2    | Proof of Lemma 31 . . . . .   | 43        |
| <b>F</b> | <b>Proof of Lemma 7</b>   | <b>44</b> |
| F.1      | Helper Lemmas for the Proof of Lemma 7 . . . . .                                  | 44        |
| F.1.1    | High probability events for conditioning . . . . .                                | 45        |
| F.2      | Completing Proof of Lemma 7 . . . . .   | 46        |
| F.3      | Proof of the Helper Lemmas . . . . .  | 48        |
| F.3.1    | Some Observations on HSVT Operator . . . . .                                      | 48        |
| F.3.2    | Proof of Lemma 35 . . . . .   | 50        |
| F.3.3    | Proof of Lemma 36 . . . . .   | 52        |
| F.3.4    | Proof of Lemma 38 . . . . .   | 52        |
| F.3.5    | Two Helper Lemmas for the Proof of Lemmas 40 and 41 . . . . .                     | 52        |
| F.3.6    | Proof of Lemma 40 . . . . .   | 53        |
| F.3.7    | Proof of Lemma 41 . . . . .   | 54        |
| <b>G</b> | <b>Proof of Corollary 8</b>   | <b>54</b> |
| <b>H</b> | <b>Proof of Lemma 9</b>   | <b>54</b> |
| H.1      | Completing Proof of Lemma 9 . . . . .   | 56        |
| <b>I</b> | <b>Proof of Corollary 10</b>  | <b>57</b> |
| <b>J</b> | <b>Proof of Proposition 3</b>   | <b>57</b> |
| <b>K</b> | <b>Proof of Theorem 4</b>   | <b>57</b> |
| K.1      | Background . . . . .  | 58        |
| K.1.1    | Model Class . . . . .   | 58        |
| K.1.2    | Generalization error and Rademacher complexity . . . . .                          | 59        |
| K.2      | Completing The Proof of Theorem 4 . . . . .                                       | 60        |
| K.3      | Proof of Lemma 49 . . . . .   | 61        |
| K.4      | Proof of Lemma 50 . . . . .   | 62        |
| K.4.1    | Helper Lemmas for the Proof of Lemma 50 . . . . .                                 | 62        |

|          |   |           |
|----------|---|-----------|
| K.4.2    | Proof of Lemma 50 . . . . .   | 64        |
| <b>L</b> | <b>Proof of Propositions 5, 11 and 12: Examples</b>                       | <b>64</b> |
| L.1      | Proof of Proposition 5: Embedded Random Gaussian Features . . . . .       | 64        |
| L.1.1    | Helper Lemmas . . . . .   | 65        |
| L.1.2    | Completing the Proof of Proposition 5 . . . . .                           | 67        |
| L.2      | Proof of Proposition 11: Geometrically Decaying Singular Values . . . . . | 67        |
| L.3      | Proof of Proposition 12 . . . . .   | 69        |
| <b>M</b> | <b>Proof of Propositions 6.1, 6.2</b>                                     | <b>69</b> |
| M.1      | Proof of Proposition 6.1 . . . . .  | 69        |
| M.2      | Proof of Proposition 6.2 . . . . .  | 71        |

## 1. Introduction

### 1.1. Background

In this paper, we are interested in developing a better understanding of a popular prediction method known as Principal Component Regression (PCR). In a typical prediction problem setup, we are given access to a labeled dataset  $\{(Y_i, \mathbf{A}_{i,\cdot})\}$  over  $i \geq 1$ ; here,  $Y_i \in \mathbb{R}$  represents the response variable (also known as the label or target) we wish to predict and  $\mathbf{A}_{i,\cdot} \in \mathbb{R}^{1 \times p}$  represents the associated covariate (or feature) to be utilized in the prediction process.

**Linear Regression.** In Linear Regression, the data is believed to be generated as per a latent linear model and the goal is to learn the linear predictor. More precisely, for some  $\beta^* \in \mathbb{R}^p$  and each  $i \geq 1$ ,  $Y_i = \mathbf{A}_{i,\cdot} \beta^* + \epsilon_i$ , where  $\epsilon_i$  denotes independent, zero-mean idiosyncratic noise with variance bounded by  $\sigma^2$ . Under generic noise distributions and without any other additional structure, the Ordinary Least Squares (OLS) estimator learnt using such observations yields an in-sample (or training) prediction error that vanishes to zero as long as the number of samples  $n$  scales faster than  $p\sigma^2$  (i.e.,  $n \gg p\sigma^2$ ); e.g., see [Wainwright \(2019\)](#) and references therein. The same result holds true for the generalization prediction error under reasonable restrictions on the model class (e.g., see [Wainwright \(2019\)](#) and references therein). For a detailed comparison between PCR and OLS, please refer to Section 5.4.

**Principal Component Regression.** In the high-dimensional setting, the required number of samples may be too great since the error bound scales with the number of features  $p$ , which is large. However, this problem can be circumvented when the covariates have a latent, low-dimensional representation. In particular, PCR, see [Jolliffe \(1982\)](#), has been precisely designed to address such a setting. Using all observed covariates, PCR first finds an  $r \ll p$  dimensional representation for each feature using the method of Principal Component Analysis (PCA); specifically, PCA projects every covariate  $\mathbf{A}_{i,\cdot}$  onto the subspace spanned by the top  $r$  right singular vectors of the covariate matrix, the concatenation of all observed covariates. PCR then uses the  $r$ -dimensional features to perform linear regression. If the covariate matrix is indeed of rank  $r$ , then by the theory of Linear Regression, it follows that the number of samples required to achieve vanishing in- and out-of-sample prediction error needs to scale faster than  $r\sigma^2$  (i.e.,  $n \gg r\sigma^2$ ), which is significantly smaller when  $r \ll p$ .

**Noisy, missing, and mixed valued covariates.** In many practical scenarios of interest (including high-dimensional settings where  $p$  is large), the covariates are not fully observed. Specifically, a common thread of many modern datasets is that only a small fraction of the covariates are observed, and the observations themselves are noisy versions of the true covariates. Moreover, as is standard in most real-world datasets, the observations may also be mixed (discrete and continuous) valued covariates. Despite the tremendous success of PCR in a variety of applications, its ability to handle such scenarios remains unknown, as noted in a recent survey [Chao et al. \(2019\)](#).

In the context of Linear Regression, this scenario fits under the error-in-variable regression framework, where there has been exciting recent advancement, particularly in the high dimensional setting (see Section 1.3). However, the current inventory of methods falls short in addressing the key challenge of handling noisy, sparse, and mixed valued covariates as the proposed estimators require knowledge of the underlying covariate noise model.

**Synthetic Control.** In the setting of Synthetic Control (SC), the interest is in utilizing observational data for counterfactual analysis. Specifically, given observations of a metric of interest for both a

“target” unit and collection of “donor” units, the aim is to develop a linear model that extrapolates the observations associated with the “target” unit from that of the “donor” units. The original proposal of [Abadie and Gardeazabal \(2003\)](#); [Abadie et al. \(2010\)](#) suggests restricting the linear model coefficients to be non-negative and sum to 1, i.e., a convex combination. Empirically, we observe that this approach is not robust to noisy and sparse observations, and has more stringent data requirements (e.g., see Figures 2b and 6b in Section 6.5). Therefore, [Amjad et al. \(2018\)](#) proposed the Robust Synthetic Control (RSC) method, which pre-processes observations using the popular matrix estimation method, Hard Singular Value Thresholding (HSVT), before performing Linear Regression to learn the model. They observed empirically that the resulting synthetic control preserved similar attractive properties in terms of sparsity, and thus suggested an alternative model to the convex weights originally proposed by [Abadie and Gardeazabal \(2003\)](#); [Abadie et al. \(2010\)](#). It is important to note that regardless of method, the fundamental hypothesis that drives these prior works is the existence of a synthetic control for the target unit within the universe of donors; however, it is not clear when such a hypothesis holds, and meaningful finite-sample analysis that captures the behavior of the generalization error has remained elusive.

## 1.2. Contributions

**Summary of results.** As the main contribution of this work, we argue that PCR, without any change, is robust to noise and missing values in the observed covariates. In particular, we demonstrate that PCR does not require *any* knowledge about the underlying noise model that corrupts the covariates in order to generate predicted responses. Formally, we argue that the (training) error decays to zero as long as the number of samples  $n \gg r \max(\sigma^2, \rho^{-4} \log^5(p))$ , where  $\rho$  denotes the fraction of observed (noisy) covariates (see Theorem 2).

We also define an appropriate notion of generalization error for the particular setting of PCR. With respect to this notion, we establish that the testing prediction error of PCR scales similarly to that of the training error, i.e., the testing error is bounded above by the training error plus a term that scales as  $r^{3/2}/\sqrt{n}$ ; hence, the testing prediction error vanishes as long as the number of samples,  $n \gg r \max(\sigma^2, \rho^{-4} \log^5(p))$  (see Theorem 4).

We extend our results for PCR’s in- and out-of-sample prediction error even when the ground-truth covariates are not low-rank and the linear model itself may be misspecified (see Theorem 6 and Corollaries 8 and 10). This result further suggests the robustness of PCR, reinforcing the utility of applying it in practice. Further, our testing error result provides a systematic way to select the correct number of principal components in a data-driven manner, i.e., to choose the value of  $r$  that minimizes the training error plus the generalization penalty term  $r^{3/2}/\sqrt{n}$ .

We discuss various implications of these results. As the primary implication, we establish that PCR is identical to the Robust Synthetic Control (RSC) estimator through an equivalence of PCR, with Linear Regression after pre-processing the covariates via HSVT (see Proposition 1 for a precise statement). This immediately leads to meaningful in-sample (training) and out-of-sample (generalization) error analyses for the RSC estimator as long as the (approximate) synthetic controls exists. To that end, we establish that (approximate) synthetic controls (almost) always exist under a *generalized factor model* (also known as *latent variable model*)<sup>1</sup>, where the measurement associated with a given unit and time is an arbitrary latent analytic function of the latent factors associated with unit and time; the distribution of the error in measurements can also be arbitrary as long as it is

---

1. We shall interchangeably use terms *generalized factor model* and *latent variable model* in this work.

sub-gaussian (or sub-exponential). Therefore, in a very general sense, pleasingly, a synthetic control almost always exists and need not be assumed as a hypothesis or axiom. For details, see Theorem 16 and Propositions 6.1, 6.2 in Section 6.

We further discuss the robustness of PCR to contaminated covariates by analyzing its ability to learn a predictive model when only differentially private covariates are available. In particular, we find that it is feasible for PCR to achieve good prediction accuracy and simultaneously maintain differential privacy (see Section 7 for details). Finally, we describe how the robustness of PCR allows it to seamlessly utilize mixed valued covariates, under a general probabilistic model; for details, refer to Section 8.

**Overview of techniques.** To establish our results, we study the PCR through its equivalence with performing Linear Regression after pre-processing covariates via Hard Singular Value Thresholding (HSVT), cf. Proposition 1). The HSVT algorithm has been commonly analyzed in the literature, see Chatterjee (2015), for matrix estimation / completion. In fact, there is significant literature establishing that HSVT is a noise-model-agnostic method that recovers the ground-truth matrix from its noisy observations. However, the current results concerning HSVT establish its estimation accuracy in terms of the mean-squared error or expected squared Frobenius norm of the error matrix. To establish our above mentioned results, it seems necessary to bound the expected squared  $\ell_{2,\infty}$ -norm of the error matrix ( see Lemmas 7 and 9), which is a stronger guarantee than the Frobenius norm, as is standard in the literature. To see this, let  $\mathbf{E} = [e_{ij}] \in \mathbb{R}^{n \times p}$  denote the error matrix; then,

$$\frac{1}{np} \|\mathbf{E}\|_F^2 = \frac{1}{np} \sum_{i=1}^n \sum_{j=1}^p e_{ij}^2 \leq \frac{1}{n} \max_{j \in [p]} \sum_{i=1}^n e_{ij}^2 = \frac{1}{n} \|\mathbf{E}\|_{2,\infty}^2.$$

Thus, this result for HSVT may be of interest in its own right.

Our generalization error result utilizes the standard framework of Rademacher complexity, see Bartlett and Mendelson (2003) and references therein. However, there are two crucial differences that we need to overcome in order to obtain sharp, meaningful bounds. First, the notion of generalization we utilize to analyze PCR is slightly different from the traditional setup as the noisy test covariates (but not responses) are included in the training process, which complicates the analysis (see Section 2.3 for details); we relate this modified notion of generalization to that of the classical notion. Second, to obtain sharp bounds, we argue that the Rademacher complexity under PCR scales with the dimensionality of the number of principle components utilized rather than the ambient covariate dimension  $p$ . To achieve this bound, we identify the Rademacher complexity of PCR with implicit  $\ell_0$ -regularization.

### 1.3. Related works

We focus on the related literature pertaining to error-in-variable regression and PCR, but also include a brief discussion on the literature for matrix estimation / completion.

**Error-in-variable regression.** There exists a rich body of work regarding high-dimensional error-in-variable regression (see Loh and Wainwright (2012), Datta and Zou (2017), Rosenbaum and Tsybakov (2010), Rosenbaum and Tsybakov (2013), Belloni et al. (2017b), Belloni et al. (2017a), Chen and Caramanis (2012), Chen and Caramanis (2013), Kaul and Koul (2015)). Three common threads of these works include: (1) a sparsity assumption on  $\beta^*$ ; (2) error bounds with convergence rates for estimating  $\beta^*$  under different norms, i.e.,  $\|\hat{\beta} - \beta^*\|_q$  where  $\|\cdot\|_q$  denotes the  $\ell_q$ -norm; and the

covariate matrix satisfying “incoherence”-like condition such as (3) Restricted Eigenvalue Condition, cf. [Loh and Wainwright \(2012\)](#). In all of these works, the goal is to recover the underlying model,  $\beta^*$ . In contrast, as discussed, the goal of PCR is to primarily provide good prediction. Some notable works closest to our setup include [Loh and Wainwright \(2012\)](#), [Datta and Zou \(2017\)](#), [Rosenbaum and Tsybakov \(2013\)](#), which are described in some more detail next.

In [Loh and Wainwright \(2012\)](#), a non-convex  $\ell_1$ -penalization algorithm is proposed based on the plug-in principle to handle covariate measurement errors. This approach requires explicit knowledge of the unobserved noise covariance matrix  $\Sigma_H = \mathbb{E}H^T H$  and the estimator designed *changes* based on their assumption of  $\Sigma_H$ . They also require explicit knowledge of a bound on  $\|\beta^*\|_2$ , the object they aim to estimate. In contrast, PCR does not require any such knowledge about the distribution of the noise matrix  $H$  (i.e., the algorithm does not explicitly use this information to make predictions).

The work of [Datta and Zou \(2017\)](#) builds upon [Loh and Wainwright \(2012\)](#) by proposing a convex formulation of Lasso. Although the algorithm introduced does not require knowledge of  $\|\beta^*\|_2$ , similar assumptions on  $Z$  and  $H$  (e.g., sub-gaussianity and access to  $\Sigma_H$ ) are made. This renders their algorithm to not be noise-model agnostic. In fact, many works (e.g., [Rosenbaum and Tsybakov \(2010\)](#), [Rosenbaum and Tsybakov \(2013\)](#), [Belloni et al. \(2017b\)](#)) require either  $\Sigma_H$  to be known or the structure of  $H$  is such that it admits a data-driven estimator for its covariance matrix. This is so because these algorithms rely on correcting the bias for the matrix  $Z^T Z$ , which PCR does not need to compute.

It is worth noting that all these works in error-in-variable regression focus only on parameter estimation (i.e., learning  $\beta^*$ ) and not explicitly de-noising the noisy covariates. Thus, even with the knowledge of  $\beta^*$ , it is not clear how these methods can be used to produce predictions of the response variables associated with unseen, noisy covariates.

**Principal Component Regression.** The formal literature providing an analysis of PCR is surprisingly sparse, especially given its ubiquity in practice. A notable work is that of [Bair et al. \(2006\)](#), which suggests a variation of PCR to infer the direction of the principal components. However, it stops short of providing meaningful finite sample analysis beyond what is naturally implied by that of standard Linear Regression. The regularization property of PCR is also well known, at least empirically, due to its ability to reduce the variance. As a contribution, we provide rigorous finite sample guarantees of PCR: (i) under noisy, missing covariates; (ii) when the linear model is misspecified; (iii) when the covariate matrix is not exactly low-rank (see Theorem 6 and Corollary 8).

As a further contribution, we argue that PCR’s regression model has sparse support (established using the equivalence between PCR and Linear Regression with covariate pre-processing via HSVT); this sparsity allows for improved generalization as the Rademacher complexity of the resulting model class scales with the sparsity parameter (i.e., the rank of the covariate matrix pre-processed with HSVT). Hence, PCR not only addresses the challenge of noisy, missing covariates, but also, in effect, performs implicit regularization.

**Matrix estimation.** Matrix estimation has spurred tremendous theoretical and empirical research across numerous fields, including recommendation systems (see [Keshavan et al. \(2010a,b\)](#); [Negahban and Wainwright \(2011\)](#); [Chen and Wainwright \(2015\)](#); [Chatterjee \(2015\)](#); [Lee et al. \(2016\)](#); [Candès and Tao \(2010\)](#); [Recht \(2011\)](#); [Davenport et al. \(2014\)](#)), social network analysis (see [Abbe and Sandon \(2015a,b, 2016\)](#); [Anandkumar et al. \(2013\)](#); [Hopkins and Steurer \(2017\)](#)), graph learning (graphon estimation) (see [Airoldi et al. \(2013\)](#); [Zhang et al. \(2015\)](#); [Borgs et al. \(2015, 2017\)](#)), time series



analysis (see Agarwal et al. (2018)), and adversarial learning (see Yang et al. (2019b,a)). Traditionally, the end goal is to recover the underlying mean matrix from an incomplete, noisy sampling of its entries; the quality of the estimate is often measured through the Frobenius norm. Further, entry-wise independence and sub-gaussian noise is typically assumed. A key property of many matrix estimation methods is they are noise-model agnostic (i.e., the de-noising procedure does not change with the noise assumptions). We advance state-of-art for HSVT, a specific (arguably the most ubiquitous) matrix estimation method, by (i) analyzing its error with respect to the  $\ell_{2,\infty}$ -norm and (ii) allowing for a broader class of noise distributions (e.g., sub-exponential). Such generalizations are necessary to enable the various applications detailed in Sections 6.5, 7 and 8.

#### 1.4. Organization

We start by describing the setup for studying the robustness properties of PCR in Section 2. Section 3 describes both PCR, and Linear Regression with HSVT pre-processing of covariates, and establishes their equivalence. Section 4 describes the in- and out-of-sample prediction error bounds for PCR when the covariates are low-rank. Section 5 extends the setting to situations when the covariates are not necessarily low-rank and the linear model may be misspecified. We also provide a discussion associated with these results in Section 5.4. Section 6 then relates PCR with the RSC method. Here, we not only establish the existence of a synthetic control under the generalized factor model, but also the in- and out-of-sample prediction error bounds for the RSC estimator using the results from Section 5. We end the section with two empirical case studies on canonical datasets, which highlight the robustness of PCR (and thus RSC). In Sections 7 and 8, we discuss further applications of PCR in the context of differentially private regression and mixed valued covariates, respectively. All proofs are relegated to the appendix.

## 2. Setup For Principal Component Regression

The standard formulation for regression considers the setting where the covariates are noiseless and fully observed. In this work, our interest is in a more realistic setting where we observe a noisy and sparse version of the covariates. In particular, our interest is in the high-dimensional framework where the number of observations may be far fewer than the ambient dimension of the covariates.

### 2.1. Model

We describe the model in terms of the structural assumptions on the covariates and the generative process for the response variables. Let  $N \geq 1$  denote the total number of observations of interest.

**Covariates.** Let  $\mathbf{A} \in \mathbb{R}^{N \times p}$  denote the matrix of true covariates, where the number of predictors  $p$  is assumed to exceed  $N$ , i.e.,  $N \leq p$ . We assume the entries of  $\mathbf{A}$  are bounded:

**Property 2.1** *There exists an absolute constant  $\Gamma \geq 0$  such that  $\|\mathbf{A}\|_{\max} \leq \Gamma$ .*

We shall also assume that the covariates have a low-dimensional representation:

**Property 2.2** *The covariate matrix  $\mathbf{A} \in \mathbb{R}^{N \times p}$  has rank  $r < N \leq p$ .*

**Response Variables.** For each  $i \in [N]$ , we let  $Y_i$  denote the random response variable that is linearly associated with the covariate  $\mathbf{A}_{i,\cdot} \in \mathbb{R}^{1 \times p}$ , i.e.,

$$Y_i = \mathbf{A}_{i,\cdot} \beta^* + \epsilon_i \quad (1)$$

where  $\beta^* \in \mathbb{R}^p$  is the unknown model parameter and  $\epsilon_i \in \mathbb{R}$  denotes noise.

**Property 2.3** *The response noise  $\epsilon = [\epsilon_i] \in \mathbb{R}^N$  is a random vector with independent, mean zero entries such that each of its components has variance bounded above by  $\sigma^2$ .*

## 2.2. Observations

Rather than observing  $\mathbf{A}$ , we are given access to its corrupted version  $\mathbf{Z}$ , which contains noisy and missing values. Additionally, the observed response variables are restricted to a subset of the  $N$  observations.

**Noisy covariates with missing values.** We observe  $\mathbf{Z} \in \mathbb{R}^{N \times p}$ , which is assumed to satisfy the following property.

**Property 2.4** *For all  $(i, j) \in [N] \times [p]$ , the  $(i, j)$ -th entry of  $\mathbf{Z}$ , denoted as  $Z_{ij}$ , is defined as  $A_{ij} + \eta_{ij}$  with probability  $\rho$  and  $\star$  with probability  $1 - \rho$ , for some  $\rho \in (0, 1]$ ; here,  $\star$  denotes a missing value and  $\eta_{ij}$  denotes the noise in the  $(i, j)$ -th entry.*

In words, Property 2.4 states that each entry  $Z_{ij}$  is observed with probability  $\rho$ , independently of other entries; however, even under observation,  $Z_{ij}$  is a noisy instance of the true  $A_{ij}$ .

Let  $\mathbf{H} = [\eta_{ij}] \in \mathbb{R}^{N \times p}$  denote the covariate noise matrix. For ease of notation, let us define  $\mathbf{X} = \mathbf{A} + \mathbf{H}$  as the noisy perturbation of covariate matrix, without missing values. We assume the following property about the noise matrix  $\mathbf{H}$  (see Definition 25 for the definition of the following  $\psi_\alpha$ -random variables/vectors).

**Property 2.5** *Let  $\mathbf{H}$  be a matrix of independent, mean zero  $\psi_\alpha$ -rows for some  $\alpha \geq 1$ , i.e., there exists an  $\alpha \geq 1$  and  $K_\alpha < \infty$  such that  $\|\eta_{i,\cdot}\|_{\psi_\alpha} \leq K_\alpha$  for all  $i \in [N]$ . As a consequence, there exists a  $\gamma^2 > 0$  such that  $\|\mathbb{E} \eta_{i,\cdot}^T \eta_{i,\cdot}\| \leq \gamma^2$  for all  $i \in [N]$  (note  $\gamma^2$  can depend on both  $\alpha$  and  $p$ ).*

**Response Variables.** Let  $\Omega \subset [N]$  with  $|\Omega| = n < N$ . We observe  $Y_i$ , where  $i \in \Omega$ .

## 2.3. Objective

Given noisy observations of all  $N$  covariates  $\{\mathbf{Z}_{1,\cdot}, \dots, \mathbf{Z}_{N,\cdot}\}$  and a subset of response variables  $\{Y_i : i \in \Omega\}$ , our aim is to produce an estimate  $\hat{Y} \in \mathbb{R}^N$  so that the prediction error is minimized. Specifically, we measure performance in terms of the *training error*

$$\text{MSE}_\Omega(\hat{Y}) = \frac{1}{n} \mathbb{E} \left[ \sum_{i \in \Omega} (\hat{Y}_i - \mathbf{A}_{i,\cdot} \beta^*)^2 \right] \quad (2)$$

and *testing error*

$$\text{MSE}(\hat{Y}) = \frac{1}{N} \mathbb{E} \left[ \sum_{i=1}^N (\hat{Y}_i - \mathbf{A}_{i,\cdot} \beta^*)^2 \right]. \quad (3)$$

**Transductive semi-supervised learning setting.** It is worth remarking that in our definition of the test performance, the algorithm is given access to the observations associated with the covariates for both *training* and *testing* data during the training procedure. Of course, however, the algorithm does not access the test response variables! Traditionally, the algorithm only has access to the training covariates and response variables during the learning process. The reason for this difference is a simple consequence of the nature of the algorithm of interest, PCR. Specifically, PCR pre-processes the covariates using PCA, which changes the training procedure if only a subset of the covariates are utilized. Therefore, to allow for a meaningful evaluation, it is natural to allow the algorithm to have access to *all* available covariate information. This is commonly referred to in the literature as the transductive semi-supervised learning setting, where we want to infer the response variables for the specific unlabeled data. Indeed, as we will discuss in Sections 6, 7, and 8, having access to all covariates is entirely reasonable in many important real-world applications.

## 2.4. Notations

For any matrix  $B \in \mathbb{R}^{N \times p}$  and index set  $\Omega \subset [N]$ , let  $B^\Omega$  denote the  $|\Omega| \times p$  submatrix of  $B$  formed by stacking the rows of  $B$  according to  $\Omega$ , i.e.,  $B^\Omega$  is the concatenation of  $\{B_{i,\cdot} : i \in \Omega\}$ . The superscript  $\Omega$  is sometimes omitted if the matrix representation is clear from context.  $\text{poly}(\alpha_1, \dots, \alpha_k)$ , denotes a function that scales at most polynomially in its arguments. Let  $x \vee y = \max(x, y)$  and  $x \wedge y = \min(x, y)$  for any  $x, y \in \mathbb{R}$ . Lastly, let  $\mathbb{1}$  denote the indicator function.

## 3. Algorithm

We recall the description of PCR, as in Jolliffe (1982). In particular, we suggest a minor modification of PCR in the presence of missing data. Specifically, PCR is modified by simply rescaling the observed covariate matrix by the inverse of the fraction of observed data. We also describe Linear Regression with covariate pre-processing via Hard Singular Value Thresholding (HSVT). We observe that these two algorithms produce identical estimates of the response variable. This simple, but powerful equivalence will allow us to study the robustness property of PCR through the lens of HSVT.

### 3.1. Principal Component Regression

Let  $\hat{\rho}$  denote the fraction of observed entries in  $Z$ , i.e.,  $\hat{\rho} = 1/(Np) \sum_{i=1}^N \sum_{j=1}^p \mathbb{1}(Z_{ij} \neq \star) \vee 1/(Np)$ . Let  $\tilde{Z} \in \mathbb{R}^{N \times p}$  represent the rescaled version of  $Z$ , where every unobserved value  $\star$  is replaced by 0, i.e.,  $\tilde{Z}_{ij} = Z_{ij}/\hat{\rho}$  if  $Z_{ij} \neq \star$  and 0 otherwise.

The Singular Value Decomposition (SVD) of  $\tilde{Z}$  is denoted as  $\tilde{Z} = USV^T = \sum_{i=1}^N s_i u_i v_i^T$ , where  $U \in \mathbb{R}^{N \times N}$ ,  $S \in \mathbb{R}^{N \times p}$ , and  $V \in \mathbb{R}^{p \times p}$ . Without loss of generality, assume that the singular values  $s_i$ 's are arranged in decreasing order, i.e.,  $s_1 \geq \dots \geq s_N \geq 0$ . Note that  $U = [u_1, \dots, u_N]$  and  $V = [v_1, \dots, v_p]$  are orthogonal matrices, i.e., the  $u_i$ 's and  $v_j$ 's are orthonormal vectors.

For any  $k \in [N]$ , let  $U_k = [u_1, \dots, u_k]$ ,  $V_k = [v_1, \dots, v_k]$ , and  $S_k = \text{diag}(s_1, \dots, s_k)$ . Then, the  $k$ -dimensional representation of  $\tilde{Z}$ , as per PCA, is given by  $Z^{\text{PCR},k} = \tilde{Z}V_k$ . Let  $\beta^{\text{PCR},k} \in \mathbb{R}^k$  be the solution to the Linear Regression problem under  $Z^{\text{PCR},k}$ , i.e.,  $\beta^{\text{PCR},k}$  is the minimizer of

$$\text{minimize } \sum_{i \in \Omega} \left( Y_i - Z_{i,\cdot}^{\text{PCR},k} w \right)^2 \text{ over } w \in \mathbb{R}^k.$$

Then, the estimated  $N$ -dimensional response vector  $\hat{Y}^{\text{PCR},k} = \mathbf{Z}^{\text{PCR},k} \beta^{\text{PCR},k}$ .

### 3.2. Linear Regression after Hard Singular Value Thresholding

Here, we describe Linear Regression with covariate pre-processing via Hard Singular Value Thresholding (HSVT). To that end, given any  $\lambda > 0$ , we define the map  $\text{HSVT}_\lambda : \mathbb{R}^{N \times p} \rightarrow \mathbb{R}^{N \times p}$ , which simply shaves off the input matrix's singular values that are below the threshold  $\lambda$ . Precisely, given  $\mathbf{B} = \sum_{i=1}^N \sigma_i x_i y_i^T$ , let  $\text{HSVT}_\lambda(\mathbf{B}) = \sum_{i=1}^N \sigma_i \mathbb{1}(\sigma_i \geq \lambda) x_i y_i^T$ . For any  $k \in [N]$ , given  $\tilde{\mathbf{Z}}$  as before, define  $\mathbf{Z}^{\text{HSVT},k} = \text{HSVT}_{s_k}(\tilde{\mathbf{Z}})$ . Let  $\beta^{\text{HSVT},k} \in \mathbb{R}^p$  be a solution of Linear Regression under  $\mathbf{Z}^{\text{HSVT},k}$ , i.e.,  $\beta^{\text{HSVT},k}$  is the minimizer of

$$\text{minimize } \sum_{i \in \Omega} \left( Y_i - \mathbf{Z}_i^{\text{HSVT},k} w \right)^2 \text{ over } w \in \mathbb{R}^p.$$

Then, the estimated  $N$ -dimensional response vector  $\hat{Y}^{\text{HSVT},k} = \mathbf{Z}^{\text{HSVT},k} \beta^{\text{HSVT},k}$ .

### 3.3. Equivalence

We now state a key relation between the above two algorithms. Precisely, the two algorithms produce identical estimated response vectors.

**Proposition 1** *For any  $k \leq N$ ,  $\hat{Y}^{\text{PCR},k} = \hat{Y}^{\text{HSVT},k}$ .*

## 4. PCR Prediction Error: Low-Rank Covariates

We now state our main results in terms of the training and testing error for PCR.

### 4.1. Theorem Statements

**Training prediction error.** We state the following result for PCR when the covariate matrix is low-rank, i.e.,  $\mathbf{A}$  admits a low-dimensional representation, and PCR chooses the correct number of principal components.

**Theorem 2 (Training Error of PCR)** *Let Properties 2.1, 2.2, 2.3, 2.4, and 2.5 hold and let  $r$  denote the rank of  $\mathbf{A}$ . Suppose PCR chooses the correct number of principal components  $k = r$ . Let  $\rho \geq 64 \log(Np)/(Np)$  and  $n = \Theta(N)$ . Then for any given  $\Omega \subset [N]$ ,*

$$\text{MSE}_\Omega(\hat{Y}) \leq \frac{4\sigma^2 r}{n} + C(\alpha) \frac{C' \log^2(np)}{n\rho^2} \|\beta^*\|_1^2 \left( r + \frac{(n^2 \rho + np) \log^3(np)}{\rho^2 \tau_r^2} \right), \quad (4)$$

where  $C' = (1 + \gamma + \Gamma + K_\alpha)^4$ ,  $\tau_r$  is  $r$ -th singular value of true covariate matrix  $\mathbf{A}$ , and  $C(\alpha) > 0$  a constant that may depend on  $\alpha \geq 1$ .

The proof of Theorem 2 follows from general results presented in Section 5, e.g., Corollary 8 by letting  $\phi = 0$ ,  $k = r$ ,  $\mathbf{A}^k = \mathbf{A}$  and  $\tau_{k+1} = \tau_{r+1} = 0$ .

**Test prediction error.** We now evaluate the generalization performance of PCR. As previously mentioned, the emphasis of this work is to provide a rigorous analysis on the prediction properties

of the PCR algorithm through the lens of HSVT. Recall from Proposition 1, PCR with parameter  $r$  is equivalent to Linear Regression with pre-processing of the noisy covariates using HSVT (more specifically, retaining the top  $r$  singular values). To that end, we study candidate vectors  $\beta^{\text{HSVT},r} = \mathbf{V}_r \cdot \beta^{\text{PCR},r} \in \mathbb{R}^p$ . In light of this observation, we establish the following result that suggests restricting our model class to sparse linear models only (the proof of which can be found in Appendix J).

**Proposition 3** *Let  $\mathbf{X} \in \mathbb{R}^{n \times p}$  and  $M = \mathbf{X}v$  for some  $v \in \mathbb{R}^p$ . If  $\text{rank}(\mathbf{X}) = r$ , then there exists  $v^* \in \mathbb{R}^p$  such that  $M = \mathbf{X}v^*$  and  $\|v^*\|_0 = r$ .*

By Proposition 3, for any  $\mathbf{Z}^{\text{HSVT},r}$  and  $\beta^{\text{HSVT},r} = \mathbf{V}_r \beta^{\text{PCR},r}$ , there exists a  $\beta' \in \mathbb{R}^p$  such that  $\mathbf{Z}^{\text{HSVT},r} \beta^{\text{HSVT},r} = \mathbf{Z}^{\text{HSVT},r} \beta'$  where  $\|\beta'\|_0 \leq r$ . Thus, for analyzing the test error of PCR with parameter  $r$ , or equivalently Linear regression with covariate pre-processing using HSVT with rank  $r$  thresholding, it suffices to restrict our model class to linear predictors with sparsity  $r$ . Specifically,  $\mathcal{F} = \{\beta \in \mathbb{R}^p : \|\beta\|_2 \leq B, \|\beta\|_0 \leq r\}$ , where  $B > 0$  is a positive constant (we consider candidate vectors with bounded  $\ell_2$ -norm as is commonly assumed in generalization error analysis). See Appendix K for a proof of Theorem 4 and a more rigorous theoretical justification of our model class of interest.

**Theorem 4 (Test Error of PCR)** *Let the conditions of Theorem 2 hold. Further, let  $\hat{\beta} \in \mathcal{F}$ . Then,*

$$\mathbb{E}_\Omega [\text{MSE}(\hat{Y})] \leq \mathbb{E}_\Omega [\text{MSE}_\Omega(\hat{Y})] + \frac{C' r^{3/2} \hat{\alpha}^2}{\sqrt{n}} \|\beta^*\|_1$$

where  $C' = CB^2\Gamma$  with  $C > 0$  a universal constant;  $\hat{\alpha}^2 = \mathbb{E}[\|\hat{\mathbf{A}}\|_{\max}^2]$ ; and  $\mathbb{E}_\Omega$  denotes the expectation taken with respect to  $\Omega \subset [N]$  (of size  $n$ ), which is chosen uniformly at random without replacement.

Since Theorem 2 holds for any  $\Omega$ , we note that  $\mathbb{E}_\Omega[\text{MSE}_\Omega(\hat{Y})]$  is also bounded above by the right-hand side of (4).

**Implications.** The statement of Theorem 2 requires that the *correct* number of principal components are chosen in PCR. In settings where all  $r$  singular values of  $\mathbf{A}$  are roughly equal (see the discussion below for such an example), i.e.,  $\tau_1 \approx \tau_2 \approx \dots \approx \tau_r = \Theta(\sqrt{Np/r})$ , the training prediction error vanishes as long as  $n \gg \max(\sigma^2 r, \rho^{-4} r \log^5 p)$ . Further, as long as  $r = O(\log^{\frac{1}{4}} p)$ , the testing error also vanishes with the same scaling of  $n$ , with  $n = \Theta(N)$ .

## 4.2. Example: Embedded Gaussian Features

We now present a classical example that justifies algorithms such as PCR (or PCA). Consider the setting where the matrix of interest  $\mathbf{A} \in \mathbb{R}^{N \times p}$  is generated by sampling its rows from a distribution on  $\mathbb{R}^p$ , which in turn, is an embedding of some underlying latent distribution on  $\mathbb{R}^r$ . Specifically, consider the example in Proposition 5, which describes how the rows of  $\mathbf{A}$  are generated; this is similar in spirit to the probabilistic model for PCA, cf. Bishop (1999); Tipping and Bishop (1999).

**Proposition 5** *Let  $\mathbf{A} = \tilde{\mathbf{A}}\tilde{\mathbf{R}}$  where  $\tilde{\mathbf{A}} \in \mathbb{R}^{N \times r}$  is a random matrix whose entries are independent standard normal random variables, i.e.,  $\tilde{A}_{ij} \sim \mathcal{N}(0, 1)$  and  $\tilde{\mathbf{R}} \in \mathbb{R}^{r \times p}$  is another random matrix*

with independent entries such that  $\tilde{R}_{ij} = 1/\sqrt{r}$  with probability  $1/2$  and  $\tilde{R}_{ij} = -1/\sqrt{r}$  with probability  $1/2$ . Suppose,  $r \leq \frac{\sqrt{p}}{4\sqrt{2\log p}} + 1$ . Then,

$$\text{MSE}_\Omega(\hat{Y}) \leq \frac{r}{n} \left( 4\sigma^2 + C'' \|\beta^*\|_1^2 \frac{\log^7(np)}{\rho^4} \right)$$

where  $C'' > 0$  is a constant that may depend on model parameters  $\gamma, \alpha \geq 1$ , and  $K_\alpha$ .

## 5. PCR Prediction Error: Beyond Low-Rank Covariates, Mismatched Model

We state a bound on the prediction error for PCR in the general setting where the covariates are not necessarily low-rank. We also consider the scenario where the response variables may satisfy the linear model but with error, i.e., the linear model is mismatched. Precisely, rather than satisfying (1), we assume the response variables are generated in the following manner: for each  $i \in [N]$ , the random response  $Y_i$  is associated with the covariate  $\mathbf{A}_{i,\cdot}$  via

$$Y_i = \mathbf{A}_{i,\cdot} \beta^* + \phi_i + \epsilon_i, \quad (5)$$

where  $\beta^* \in \mathbb{R}^p$  remains the unknown model parameter,  $\epsilon_i \in \mathbb{R}$  again denotes the zero mean response noise satisfying Property (2.3), and  $\phi_i \in \mathbb{R}$  is the arbitrary mismatch error; for simplicity, we assume the mismatch error is deterministic. In contrast to Property 2.2, we do not assume the covariate matrix  $\mathbf{A}$  is necessarily low-rank. However, as in Section 2, we assume the other properties hold, i.e., the conditions on the observed (noisy) covariate matrix  $\mathbf{Z}$  and training subset  $\Omega \in [N]$  of size  $n$ . As before, our interest is in bounding the prediction error of PCR, but we now do so in the general setting where  $\mathbf{A}$  is not necessarily low-rank and there exists a mismatch error in the linear model.

### 5.1. Theorem Statements

**Training Prediction Error.** We first state a somewhat abstract result, Theorem 6 (proof in Appendix D). Next, we state technical properties of HSVT, Lemmas 7, 9 (proofs in Appendices F, H). Together, they yield concrete results, Corollaries 8, 10.

**Theorem 6 (Training Error of PCR: Generic Result)** *Consider PCR with parameter  $k \geq 1$ . Suppose Property 2.3 holds. Then, under the model described by (5),*

$$\text{MSE}_\Omega(\hat{Y}) \leq \frac{4\sigma^2 k}{n} + \frac{3\|\beta^*\|_1^2}{n} \mathbb{E} \|\hat{\mathbf{A}}^\Omega - \mathbf{A}^\Omega\|_2^2 + \frac{20\|\phi\|_2^2}{n}. \quad (6)$$

*Interpretation.* The bound in (6) has three terms on the right hand side: (a)  $\sigma^2 k/n$  represents the standard “regression” prediction error, which scales with the model complexity  $k$  and inversely with number of samples  $n$ ; (b)  $(1/n) \|\beta^*\|_1^2 \mathbb{E} \|\mathbf{A}^\Omega - \hat{\mathbf{A}}^\Omega\|_{2,\infty}^2$ , which is a consequence of the corruption of  $\mathbf{A}$  (if  $\mathbf{A}$  was fully observed and rank  $k$ , then this error term would vanish); (c)  $(1/n) \|\phi\|_2^2$  represents the (inevitable) impact of the model mismatch.

*Quantification.* To quantify (6), we need to evaluate  $\mathbb{E}[\|\mathbf{Z}^{\text{HSVT},k,\Omega} - \mathbf{A}^\Omega\|_{2,\infty}^2]$  under HSVT. In effect, HSVT produces the estimate  $\mathbf{Z}^{\text{HSVT},k}$  of  $\mathbf{A}$  from its noisy and sparse instantiation  $\mathbf{Z}$ . Our interest is in evaluating the estimation error with respect to the  $\ell_{2,\infty}$ -error. It is worth remarking that the estimation error for HSVT is typically evaluated with respect to the Frobenius norm; hence, this

quantity is well understood, see [Chatterjee \(2015\)](#). On the other hand, the error bound with respect to  $\ell_{2,\infty}$ -norm is unknown. To that end, we provide a novel characterization of this error in [Lemma 7](#) below.

Let the SVD of the covariate matrix be  $\mathbf{A} = \sum_{i=1}^N \tau_i u_i v_i^T$  with the singular values  $\tau_i$  arranged in descending order. Let  $\mathbf{A}^k = \sum_{i=1}^k \tau_i u_i v_i^T$  denote the truncation of  $\mathbf{A}$  obtained by retaining the top  $k$  components. Then for  $C(\alpha) > 0$ , an absolute constant that depends only on  $\alpha$ , we define the quantity,

$$\Delta = \sqrt{N\rho}\sqrt{\rho\gamma^2 + (1-\rho)\Gamma^2} + 2C(\alpha)\sqrt{p}(K_\alpha + \Gamma)\left(1 + 9\log(Np)\right)^{\frac{1}{\alpha}}\sqrt{\log(Np)}. \quad (7)$$

**Lemma 7 ( $\ell_{2,\infty}$ -error bound for HSVT)** *Let Properties 2.1, 2.3, 2.4, and 2.5 hold. Let  $\tau_k$  and  $\tau_{k+1}$  denote the  $k$ -th and  $(k+1)$ -st singular values of  $\mathbf{A}$ , respectively. Suppose  $\rho \geq 64\log(Np)/(Np)$ . Then,*

$$\mathbb{E}[\|\mathbf{Z}^{\text{HSVT},k} - \mathbf{A}\|_{2,\infty}^2] \leq \frac{C(K_\alpha^2 + \Gamma^2)}{\rho^2} \left(k + \frac{N\Delta^2}{\rho^2(\tau_k - \tau_{k+1})^2}\right) \log^{\frac{2}{\alpha}}(Np) + 2\|\mathbf{A}^k - \mathbf{A}\|_{2,\infty}^2,$$

where  $C > 0$  is a universal constant.

**Corollary 8 (Training Error of PCR: Generic Result)** *Let the conditions of Theorem 6 and Lemma 7 hold. Let  $n = \Theta(N)$ . Then,*

$$\begin{aligned} \text{MSE}_\Omega(\hat{Y}) \leq & \frac{4\sigma^2 k}{n} + \frac{C(\alpha)C'\|\beta^*\|_1^2 \log^2(np)}{n\rho^2} \left(\frac{(n^2\rho + np)\log^3(np)}{\rho^2(\tau_k - \tau_{k+1})^2} + k\right) \\ & + \frac{6\|\beta^*\|_1^2}{n}\|\mathbf{A}^k - \mathbf{A}\|_{2,\infty}^2 + \frac{20}{n}\|\phi\|_2^2, \end{aligned} \quad (8)$$

where  $C' = (1 + \gamma + \Gamma + K_\alpha)^4$  and  $C(\alpha) > 0$  is a constant that may depend on  $\alpha \geq 1$ .

**Test Prediction Error.** Theorem 4 holds with  $r$  replaced by a general  $k$ .

#### 5.1.1. $\ell_{2,\infty}$ -ERROR BOUND FOR HSVT FOR ARBITRARY LOW-RANK APPROXIMATION

Thus far,  $\mathbf{A}$  is assumed to be well-approximated by a *specific* low-rank matrix  $\mathbf{A}^k$  that is induced by retaining the top  $k$  singular values of  $\mathbf{A}$ . Such an approximation is optimal with respect to Frobenius and Spectral norm. However, for approximating with respect to other norms, e.g.  $\ell_{2,\infty}$  or  $\ell_{\infty,\infty}$ , exciting progress has been made to obtain different style of low-rank approximations, see for example [Udell and Townsend \(2019\)](#); [Xu \(2017\)](#) and references therein. Indeed, such low-rank approximation of  $\mathbf{A}$  may not correspond to  $\mathbf{A}^k$ . For that reason, we provide an analogous result to [Lemma 7](#) and [Corollary 8](#) for setting when  $\mathbf{A}$  is approximated by an *arbitrary* low-rank matrix.

Specifically, let  $\mathbf{A} = \mathbf{A}^{(\text{lr})} + \mathbf{E}^{(\text{lr})}$ . In words,  $\mathbf{A}^{(\text{lr})}$  denotes a low-rank matrix and  $\mathbf{E}^{(\text{lr})}$  denotes the approximation error between  $\mathbf{A}$  and  $\mathbf{A}^{(\text{lr})}$ . We abuse notation and let  $r = \text{rank}(\mathbf{A}^{(\text{lr})})$  and let the SVD of  $\mathbf{A}^{(\text{lr})} = \sum_{i=1}^r \tau_i u_i v_i^T$  (again, with singular values  $\tau_i$  arranged in descending order).

**Lemma 9 ( $\ell_{2,\infty}$ -error bound for HSVT for arbitrary low-rank approximation)** *Let Properties 2.1, 2.3, 2.4, and 2.5 hold. Consider PCR with  $k = r$ . Let  $\rho \geq 64\log(Np)/(Np)$ . Then,*

$$\mathbb{E}[\|\mathbf{Z}^{\text{HSVT},k} - \mathbf{A}\|_{2,\infty}^2] \leq \frac{C(K_\alpha^2 + \Gamma^2)}{\rho^2} \left(r + \frac{N(\Delta^2 + \|\mathbf{E}^{(\text{lr})}\|^2)}{\rho^2(\tau_r)^2}\right) \log^{\frac{2}{\alpha}}(Np) + 2\|\mathbf{E}^{(\text{lr})}\|_{2,\infty}^2,$$

where  $C > 0$  is a universal constant.



**Corollary 10 (Training Error of PCR: Generic Result for arbitrary low-rank approximation)**

Let the conditions of Theorem 6 and Lemma 9 hold. Let  $n = \Theta(N)$ . Then,

$$\begin{aligned} \text{MSE}_\Omega(\hat{Y}) \leq & \frac{4\sigma^2 r}{n} + \frac{C(\alpha)C'\|\beta^*\|_1^2 \log^2(np)}{n\rho^2} \left( \frac{(n^2\rho + np) \log^3(np)}{\rho^2(\tau_r)^2} + \frac{n\|\mathbf{E}^{(lr)}\|^2}{\rho^2(\tau_r)^2} + r \right) \\ & + \frac{6\|\beta^*\|_1^2}{n} \|\mathbf{E}^{(lr)}\|_{2,\infty}^2 + \frac{20}{n} \|\phi\|_2^2, \end{aligned}$$

where  $C' = (1 + \gamma + \Gamma + K_\alpha)^4$  and  $C(\alpha) > 0$  is a constant that may depend on  $\alpha \geq 1$ .

**5.2. Picking  $k$  in a data-driven manner**

Here, we describe how the test prediction error, such as that implied by Theorem 4, can help in choosing the parameter for PCR (model complexity) in a data-driven manner. Specifically, Theorem 4 suggests that the overall error is at most the training error plus a term that scales as  $k^{3/2}/\sqrt{n}$ . Therefore, one should choose the  $k$  that minimizes this bound. Naturally, as  $k$  increases, the training error is likely to decrease, but the additional term  $k^{3/2}/\sqrt{n}$  will increase; therefore, a unique minima in terms of the value of  $k$  exists and can be found in a data-driven manner.

**5.3. Example: Geometrically Decaying Singular Values**

To explain the utility of Theorem 6 and Corollary 8, we consider a setting where  $\mathbf{A}$  is an approximately low-rank matrix with geometrically decaying singular values. Such a setting is representative of many real-world datasets; as an example, see Figures 3a and 5a.

To that end, let  $e_{\cdot j} \in \mathbb{R}^p$  denote the  $j$ -th canonical basis vector. Let  $u_i, v_i$ , and  $\tau_i$  denote the left singular vectors, right singular vectors, and singular values of  $\mathbf{A}$ , respectively. Let  $\tau_1 = C_1\sqrt{Np}$  for some constant  $C_1 > 0$ . Further, suppose  $\tau_k = \tau_1\theta^{k-1}$  for all  $k \in [N]$  with  $\theta \in (0, 1)$ , and let  $v_i^T e_j = O(1/\sqrt{p})$  for all  $i, j \in [p]$ .

The conditions stated above are self-explanatory with potentially one exception:  $v_i^T e_j = O(1/\sqrt{p})$ . In effect, this assumption states that the right singular vectors of  $\mathbf{A}$  satisfy an ‘‘incoherence’’ condition, cf. Candes and Romberg (2007), with the natural basis; or, equivalently, all elements of the right singular vectors are roughly of the same magnitude,  $O(1/\sqrt{p})$ . Under this setting, we state the following (proof in Appendix L.2):

**Proposition 11** *Let  $\mathbf{A}$  be generated as above and let conditions of Corollary 8 hold. Suppose PCR chooses parameter  $k = C_2 \cdot (\log \log(np))/(\log(1/\theta))$  for absolute constant  $C_2 > 0$ . Then,*

$$\text{MSE}_\Omega(\hat{Y}) \leq \frac{2C_2\sigma^2 \log \log np}{n \log(1/\theta)} + \frac{C'(\alpha, \theta)C'\|\beta^*\|_1^2 \log^{5+4C_2} np}{n\rho^4} + \frac{C''\|\beta^*\|_1^2}{\log^{2C_2}(np)} + \frac{20}{n} \|\phi\|_2^2, \quad (9)$$

where  $C' = (1 + \gamma + \Gamma + K_\alpha)^4$ ,  $C'(\alpha, \theta) > 0$  is a constant dependent only on  $\alpha$  and  $\theta$ , and  $C'' > 0$  is a universal constant.

From Proposition 11, it follows that if the number of principal components is chosen as  $\Theta(\log \log(np)/(\log(1/\theta)))$  and  $n = \Omega(\rho^{-4} \text{poly}(\log p))$ , then the training prediction error is effectively  $(1/n)\|\phi\|_2^2$  for sufficiently large  $n, p$ . This is precisely the unavoidable model mismatch error.



**Existence of such a matrix.** As an illustration, we show there exists a matrix (popular in signal processing) with exponentially decaying singular values that satisfies the required properties of our theorem.

We will construct an example based on the incoherence between the canonical basis and the Discrete Fourier Transform (DFT) basis. Suppose that  $\mathbf{A} = \mathbf{U}\mathbf{\Sigma}\mathbf{V}^T$ , where (i)  $\mathbf{\Sigma}$  is a diagonal matrix such that  $\Sigma_{11} = C\sqrt{Np}$  for some  $C > 0$  and the diagonal entries of  $\mathbf{\Sigma}$  satisfy  $0 \leq \Sigma_{i+1,i+1}/\Sigma_{i,i} \leq \theta$  for all  $i \in [N \wedge p - 1]$  and for some  $\theta \in (0, 1)$ ; (ii)  $\mathbf{U} \in \mathbb{R}^{N \times N}$  is a DFT matrix such that  $U_{ij} = (1/\sqrt{N}) \cdot \exp(2\pi i(i-1)(j-1)/N)$  for all  $i, j \in [N]$ , where  $i$  denotes the imaginary unit; (iii)  $\mathbf{V} \in \mathbb{R}^{p \times p}$  is a DFT matrix such that  $V_{ij} = (1/\sqrt{p}) \cdot \exp(2\pi i(i-1)(j-1)/p)$  for all  $i, j \in [p]$ .

The entries of the resulting matrix  $\mathbf{A}$  are complex numbers, but one could also construct  $\mathbf{A}$  by taking  $\mathbf{U}$  and  $\mathbf{V}$  as discrete cosine (or sine) transform matrices. Further, observe that  $\mathbf{U}$  and  $\mathbf{V}$  are orthogonal matrices; hence,  $\sigma_i(\mathbf{A}) = \sigma_i(\mathbf{\Sigma})$  for all  $i \in [N \wedge p]$ . Finally, to show  $\mathbf{A}$  fits within our setting, we argue  $\|\mathbf{A}\|_{\max} \leq C'$  for some constant  $C' > 0$ .

**Proposition 12** *Let  $\mathbf{A}$  be generated as above. Then,  $\|\mathbf{A}\|_{\max} \leq C/(1 - \theta)$ . Here,  $C > 0$  and  $\theta \in (0, 1)$  are the constants that appear in the description of  $\mathbf{\Sigma}$ .*

#### 5.4. Discussion

**Comparison with Ordinary Least Squares.** It is known that Ordinary Least Squares (OLS) implicitly performs regularization if the covariates  $\mathbf{A}$  are exactly low-rank, noiseless, and fully observed (see Lemma 3.1 of [Rigollet and Tsybakov \(2011\)](#)). In most real-world settings, however, data is never precisely low-rank, but is rather *approximately* low-rank, such as in the example demonstrated in Section 5.3 (see [Udell and Townsend \(2017\)](#) and references therein for further theoretical justification for approximately low-rank covariate matrices). In such a setting, it is not established (nor is it likely) that OLS has the same implicit regularization effect as before. Indeed, in the example shown in Figure 2c, OLS has very poor empirical generalization performance even though over 99% of the spectral energy is captured in the top singular value (i.e., the covariate matrix is very-well approximated by a rank-one matrix). In contrast, if the principal components are chosen correctly, then PCR continues to have the desired regularization property, even in the approximate low-rank case (the contrast can be seen in Figure 4a). Additionally, we provide the explicit tradeoff between training and testing error based on the number of selected principal components  $k$ , as detailed in Remark 5.2.

**“Information” Spread Across Covariates is Necessary.** Within the high-dimensional (error-in-variable) regression literature, there are several different structural assumptions required of the covariate matrix to achieve vanishing prediction or parameter estimation error (see [Raskutti et al. \(2010\)](#) and references therein for some detailed examples). Intuitively, at their core, these assumptions state that the signal is “well-spread” across the various columns of the covariate matrix. In what follows, we shall consider a simple yet illustrative example for which both PCR as well as traditional methods from error-in-variable regression do not seem to provide meaningful answers.

*Example.* Suppose  $\mathbf{A}_{\cdot,1} = \mathbf{e}_1$  and  $\mathbf{A}_{\cdot,2} = \mathbf{e}_2$ , where  $\mathbf{e}_1, \mathbf{e}_2$  are the canonical basis vectors in  $\mathbb{R}^N$ , and  $\mathbf{A} = [\mathbf{A}_{\cdot,1}, \mathbf{A}_{\cdot,2}, \dots, \mathbf{A}_{\cdot,2}] \in \mathbb{R}^{N \times p}$ . Then, it is clear that  $r = \text{rank}(\mathbf{A}) = 2$ .

*What Happens to PCR.* To estimate  $\mathbf{A}$ , even with the additional (oracle) knowledge of the positions of  $\mathbf{A}_{\cdot,1}$  and  $\mathbf{A}_{\cdot,2}$ , the optimal estimators for  $\mathbf{A}_{\cdot,1}$  and  $\mathbf{A}_{\cdot,2}$  are  $\mathbf{Z}_{\cdot,1}$  and  $1/(p-1) \sum_{j=2}^p \mathbf{Z}_{\cdot,j}$ , respectively.

This results in the following lower bound on the recovery error

$$\|\hat{\mathbf{A}} - \mathbf{A}\|_{2,\infty}^2 \geq \|\mathbf{Z}_{\cdot,1} - \mathbf{A}_{\cdot,1}\|_2^2 = \|\eta_{\cdot,1}\|_2^2 \stackrel{\mathbb{E}}{=} N,$$

yielding

$$\frac{1}{N} \mathbb{E} [\|\hat{\mathbf{Y}} - \mathbf{A}\beta^*\|_2^2] \leq \frac{\sigma^2 r}{N} + \|\beta^*\|_1,$$

which does not lead to prediction consistency. In fact, the second term,  $\|\beta^*\|_1$ , is exactly what arises if the bias is not corrected in the error-in-variable regression setting of [Loh and Wainwright \(2012\)](#); [Rosenbaum and Tsybakov \(2010\)](#); [Belloni et al. \(2017b,a\)](#).

*What Happens to Error-in-Variable Regression.* Now consider the same setup as above, but let  $\mathbf{A}$  be fully observed, i.e.,  $\mathbf{Z} = \mathbf{A}$ . In such settings where  $\mathbf{A}$  is uncontaminated, it is known that the restricted eigenvalue (RE) condition (see Definition 26 of Appendix B), which is the de-facto assumption in the literature, guarantees  $\ell_2$ -recovery of the underlying  $\beta^*$  via the Lasso method. However, this particular  $\mathbf{A}$  breaks the RE condition and thus  $\beta^*$  cannot be accurately estimated. To see this, let  $\Delta = e_3 \in \mathbb{R}^p$  in Definition 26. Then  $(1/N)\|\mathbf{A}\Delta\|_2^2 = 0$ . This clearly violates the RE condition needed for all the existing analyses of methods for the error-in-variable regression setting.

*In Summary.* From this simple example, we observe that a lack of information spread across the columns of  $\mathbf{A}$  seem to yield poor prediction and parameter estimation errors. However, it has been well established that a large ensemble of covariate matrices  $\mathbf{A}$  satisfy the RE condition; specifically, when the entries (or rows) of  $\mathbf{A}$  are sampled independently from a sub-gaussian distribution. Analogously, we show that two canonical generating processes for the covariate matrix, namely the embedded Gaussian features and geometrically decaying singular values (see Sections 4.2 and 5.3, respectively), satisfy the desirable properties needed to achieve vanishing prediction error, i.e., the singular values associated with the number of chosen principal components,  $\tau_k - \tau_{k+1}$ , which impact the prediction error bounds as seen in Corollary 8, are well-behaved under such generating processes.

## 6. PCR and Synthetic Control

Synthetic Control is a popular method in econometrics for comparative case studies and policy evaluation to predict a counterfactual for a target unit after its exposure to a treatment, especially when randomized control trials are infeasible. To do so, a synthetic target unit is constructed using a weighted combination of donor units. Proposed by [Abadie and Gardeazabal \(2003\)](#); [Abadie et al. \(2010\)](#), it has been subsequently studied in various works, including [Amjad et al. \(2018\)](#); [Doudchenko and Imbens \(2016\)](#); [Hsiao et al. \(2018\)](#); [Athey and Imbens \(2016\)](#); [Athey et al. \(2017\)](#). In this section, we will detail how the Synthetic Control framework is an instantiation of error-in-variable regression described in Section 2 and demonstrate the equivalence between the Robust Synthetic Control (RSC) method proposed by [Amjad et al. \(2018\)](#) and PCR.

### 6.1. Setup of Synthetic Control

**Background, Notations.** In the Synthetic Control literature, it is assumed that the target and donor units are each associated with a different time series over  $N$  periods. To remain consistent with our established notation, let  $p$  denote the number of donors and suppose the intervention occurs at time  $n$ ,

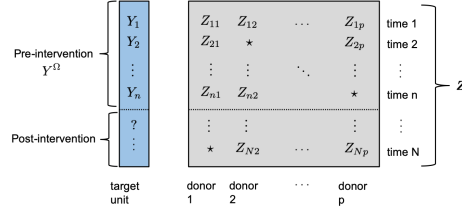


Figure 1: Caricature of observed data  $(Y^\Omega, \mathbf{Z})$  for synthetic control (with  $\star$  denoting unobserved data in the donor matrix). Here, “?” represents the counterfactual observations for the target unit in the absence of intervention.

where  $1 \leq n < N$ . We will refer to the pre- and post- intervention periods as the time periods prior to and after the intervention point, respectively, and denote  $\Omega = [n]$  as the pre-treatment indices.

Let  $\mathbf{A} \in \mathbb{R}^{N \times p}$  represent the true utilities of the  $p$  donor units across the entire time horizon  $N$ ; i.e.,  $\mathbf{A}_{:,j} \in \mathbb{R}^N$  represents the time series over  $N$  periods for donor  $j \in [p]$ . Rather than observing  $\mathbf{A}$ , we are given access to  $\mathbf{Z} \in \mathbb{R}^{N \times p}$ , a sparse, noisy instantiation of  $\mathbf{A}$ . In words,  $\mathbf{Z}$  denotes the corrupted donor pool observations. More precisely,  $\mathbf{Z}$  follows a similar distributional characteristic as described in Section 2.2.

For every  $i \in [N]$ , let  $Y_i$  denote the noisy utility associated with the target unit in the absence of intervention. However, since the target unit experiences an intervention for all time instances  $n < i \leq N$ , we only have access to a noisy version of the target unit’s utility for the pre-intervention period, i.e., we only observe  $Y^\Omega = [Y_i]$  for  $i \in [n]$ . We will denote  $\mathbb{E}[Y] \in \mathbb{R}^N$  as the true, latent utility across the entire time horizon for the target unit if the intervention never occurred. Hence, given data  $(Y^\Omega, \mathbf{Z})$ , the aim is to recover  $\mathbb{E}[Y]$ . For a pictorial view of the setup of the problem, please refer to Figure 1.

## 6.2. (Approximate) Linear Synthetic Controls Exists

**Existence of Linear Synthetic Controls.** In the Synthetic Control literature, two standard assumptions are made: first, that there exists a linear (or even convex) relationship between the target and donor units; second, the underlying utilities follow a factor model (i.e., the utilities have a low-rank structure). Below, we show that if the underlying utilities of the target and donor units follow a generalized factor model, i.e. (10), which is a natural nonlinear generalization of the typical *factor model*, then an (approximate) linear relationship between the target and donor units is actually *implied*; thus, the existence of an (approximate) linear synthetic control does not need to be assumed. Further, under this setup, the question of interest in Synthetic Control boils down to predicting with a mismatched linear model, as considered in Section 5. This, along with the equivalence between PCR and RSC, will allow us to transfer results from Section 5 to the RSC framework.

To that end, let  $\mathbf{A}' = [A'_{ij}] \in \mathbb{R}^{N \times (p+1)}$  denote the concatenation of  $\mathbf{A}$ , the latent donor pool utilities, with  $\mathbb{E}[Y]$ , the vector of underlying utilities for the target unit (specifically, the underlying utilities in the absence of an intervention). In particular, let  $\mathbf{A}'_{:,0} = \mathbb{E}[Y]$  represent the true utility vector for the target unit, and let  $\mathbf{A}'_{:,j} = \mathbf{A}_{:,j}$  for all  $j \in [p]$  denote the true utilities for the donor pool.

**Generalized Factor or Latent Variable Model.** We say the underlying matrix  $A'$  is generated as per a generalized factor model or latent variable model (LVM) if

$$A'_{ij} = g(\theta_i, \rho_j), \quad (10)$$

where  $\theta_i \in \mathbb{R}^{d_1}$  and  $\rho_j \in \mathbb{R}^{d_2}$  are latent features that capture unit and time specific information, respectively, for some  $d_1, d_2 \geq 1$ ; and the latent function  $g : \mathbb{R}^{d_1} \times \mathbb{R}^{d_2} \rightarrow \mathbb{R}$  captures the model relationship. If  $g$  is “well-behaved” (i.e., is Hölder continuous) and the latent spaces are compact, then Proposition 6.1 shows  $A'$  (and consequently  $A$ ) is well approximated by a low-rank matrix (with respect to the  $\|\cdot\|_{\max}$ -norm), where the approximation error vanishes as more data is collected.

*Hölder Continuous Functions.* We now precisely define what we mean when we say  $g$  is “well-behaved”. We first define the Hölder class of functions. Note this class of functions is widely adopted in the non-parametric regression literature (see Xu (2017); Tsybakov (2008)).

Given a function  $g : [0, 1]^K \rightarrow \mathbb{R}$ , and a multi-index  $\kappa \in \mathbb{N}^K$ , let the partial derivate of  $g$  at  $x \in [0, 1]^K$  (if it exists) be denoted as,

$$\nabla_{\kappa} g(x) = \frac{\partial^{|\kappa|} g(x)}{(\partial x)^{\kappa}} \quad (11)$$

**Definition 13 (( $\alpha, \mathcal{L}$ )-Hölder Class)** Let  $\alpha, \mathcal{L}$  be two positive numbers. The Hölder class  $\mathcal{H}(\alpha, \mathcal{L})$  on  $[0, 1]^K$ <sup>2</sup> is defined as the set of functions  $g : [0, 1]^K \rightarrow \mathbb{R}$  whose partial derivatives satisfy, for all  $x, x' \in [0, 1]^K$ ,

$$\sum_{\kappa: |\kappa| = \lfloor \alpha \rfloor} \frac{1}{\kappa!} |\nabla_{\kappa} g(x) - \nabla_{\kappa} g(x')| \leq \mathcal{L} \|x - x'\|_{\infty}^{\alpha - \lfloor \alpha \rfloor} \quad (12)$$

Here  $\lfloor \alpha \rfloor$  denotes the largest integer strictly smaller than  $\alpha$ .

**Remark 14** Note if  $\alpha \in (0, 1]$ , then (12) is equivalent to the  $(\alpha, \mathcal{L})$ -Lipschitz condition, for all  $x, x' \in [0, 1]^K$

$$|g(x) - g(x')| \leq \mathcal{L} \|x - x'\|_{\infty}^{\alpha - \lfloor \alpha \rfloor}$$

However for  $\alpha > 1$ ,  $(\alpha, \mathcal{L})$ -Hölder smoothness no longer implies  $(\alpha, \mathcal{L})$ -Lipschitz smoothness.

**Proposition 6.1 (Adapted from Xu (2017))** Let  $A'$  satisfy (10) with  $\theta_i, \rho_j \in [0, 1]^K$  as latent parameters. Further, for all  $\rho_j$ , let  $g(\cdot, \rho_j) \in \mathcal{H}(\alpha, \mathcal{L})$  as defined in (12). Then, for any  $\delta > 0$ , there exists a low-rank matrix  $A^{(lr)}$  of rank  $r \leq C(\alpha, K) \left(\frac{1}{\delta}\right)^K$  such that

$$\|A' - A^{(lr)}\|_{\max} \leq \mathcal{L} \cdot \delta^{\alpha}.$$

Here,  $C(\alpha, K)$  is a constant that depends only on  $\alpha$  and  $K$ .

**Remark 15** We remark on the Hölder continuity of a typical linear factor model (arguably the most standard model assumed in the synthetic controls literature), i.e.,  $g(\theta_i, \rho_j) = \theta_i^T \rho_j$ , for some latent vectors  $\theta_i, \rho_j \in \mathbb{R}^K$ . It is easily seen that such a model satisfies Definition 13 for all  $\alpha \in \mathbb{N}$ , and  $\mathcal{L} = C$ , for some absolute positive constant,  $C$ . One can thus think Hölder continuous functions as generalizations of typical linear factor model to (sufficiently smooth) non-linear functions.

2. The domain is easily extended to any compact subset of  $\mathbb{R}^K$

A generalized factor model is well-motivated empirically as well; it has been shown that many real-world datasets, including the canonical case studies of California Proposition 99 and terrorism in Basque Country of [Abadie et al. \(2010\)](#); [Abadie and Gardeazabal \(2003\)](#), exhibit a low-rank structure (e.g., Figure 3 of [Amjad et al. \(2019\)](#)). In what follows, we show that the approximate low-rank property of the underlying utility matrix implies the existence of an approximate linear synthetic control, i.e., if  $\mathbf{A}'$  is approximately low-rank, then the target unit can be expressed as a linear combination of the donor units plus a model mismatch error with high probability.

**Proposition 6.2** *Assume the conditions of Proposition 6.1 hold. Suppose the target unit is chosen uniformly at random amongst the  $p + 1$  units; equivalently, let the units be re-indexed as per some permutation chosen uniformly at random. Then, with probability  $1 - r/(p + 1)$ , there exists a  $\beta^* \in \mathbb{R}^p$  such that the target unit (represented by index 0) satisfies for all  $i \in [N]$ ,*

$$|A'_{i0} - \sum_{k=1}^p \beta_k^* \cdot A'_{ik}| \leq C(\alpha, K) \cdot \mathcal{L} \cdot \delta^{(\alpha-K)}. \quad (13)$$

**Setting of Error-in-Variable Regression with Model Mismatch.** Without loss of generality, let us suppose that the target unit corresponds to column index  $j = 0$  of  $\mathbf{A}'$  (as described above). Then, we can express the underlying utility of the target unit as

$$\mathbb{E}[Y_i] = \mathbf{A}'_{i0} = \mathbf{A}_{i,\cdot} \beta^* + \phi_i,$$

for all  $i \in [N]$  with some  $\beta^* \in \mathbb{R}^p$  and  $\phi_i \in \mathbb{R}$ . Therefore, (13) implies that (5) holds with high probability in the Synthetic Control framework. Hence, the setting of Synthetic Control fits naturally within the setting described in Section 5.

**Objective.** The aim here is to estimate  $\mathbb{E}[Y]$ ; particularly,  $\mathbb{E}[Y_i]$  for  $n < i \leq N$ , which corresponds to the post-intervention mean utilities of the target unit. To measure the accuracy of the RSC algorithm, we bound the *pre-intervention error*

$$\text{MSE}_\Omega(\hat{Y}) = \frac{1}{n} \mathbb{E} \left[ \sum_{i \in \Omega} (\hat{Y}_i - \mathbf{A}_{i,\cdot} \beta^*)^2 \right] \quad (14)$$

and the *post-intervention error*

$$\text{MSE}_{\Omega^c}(\hat{Y}) = \frac{1}{N - n} \mathbb{E} \left[ \sum_{i \notin \Omega} (\hat{Y}_i - \mathbf{A}_{i,\cdot} \beta^*)^2 \right]; \quad (15)$$

here,  $\Omega^c$  denotes the complement set of  $\Omega$ , corresponding the post-intervention period indices. We note that (14) is precisely the training error defined in (2). On the other hand, (15) is a modified form of (3) since the objective now is to accurately forecast the counterfactual in the absence of any intervention during the post-intervention stage.

Although we only have access to the noisy utilities (response variables) in the absence of any treatment for the target unit during the pre-intervention period, we are given access to the donor observations, which represent our covariates, for both the pre- and post-intervention periods. Hence, the problem of Synthetic Control exactly fits into the setting of transductive semi-supervised learning described in Section 2.3.

### 6.3. PCR and RSC

The Robust Synthetic Control (RSC) method proposed by Amjad et al. (2018) has exhibited empirical success in duplicating the celebrated results of Abadie et al. (2010); Abadie and Gardeazabal (2003) for the California Proposition 99 and terrorism in Basque Country case studies, respectively, using only the outcome data (i.e., without any usage of auxiliary covariates) and in the presence of missing data.

The RSC method is a two step procedure: first performing HSVT on the donor matrix followed by Linear Regression. Therefore, the RSC method is precisely the algorithm detailed in Section 3.2. Empirically, Amjad et al. (2018) demonstrated that the RSC method's first step of pre-processing via HSVT effectively de-noises and imputes missing values in the donor observations, which is crucial in building an effective linear synthetic control that has good post-intervention performance. Pleasingly, by Proposition 1, we can equivalently interpret the RSC method as simply PCR.

It is worth noting that the one of the primary motivations for utilizing convex regression (as proposed in Abadie et al. (2010); Abadie and Gardeazabal (2003)) was to impose sparsity in the number of donors chosen, i.e., enforcing most of the coefficients of the synthetic control to be zero. Rather than introducing sparsity in the original donor space, PCR can be thought of as introducing sparsity in the subspace induced by the right singular vectors corresponding to the donors since only the top few right singular components are retained; additionally, to achieve the testing error bound in Theorem 4, we show that PCR performs implicit  $\ell_0$ -regularization.

### 6.4. Theoretical Results

The following theorem, which is a corollary of Theorem 4 with an important difference as stated in Corollary 10, bounds the post-intervention prediction error of the RSC algorithm.

*Generating Process.* As described earlier, we assume  $\mathbf{A}'$  is generated as per a LVM. Specifically, let  $A'_{ij} = g(\theta_i, \rho_j)$  as in (10). Further, we make the natural assumption that  $\theta_i$  is sampled i.i.d. from some underlying (unknown) distribution  $\Theta$ <sup>3</sup>. Thus, instead of sampling  $\Omega$  without replacement from  $[N]$ , each measurement for any given donor is sampled i.i.d. from  $\Theta$ . Then, by a very straightforward modification of the proof of Theorem 4, we have the following statement.

**Theorem 16** *Let the conditions of Theorem 4 and Propositions 6.1, 6.2 hold. Then with probability at least  $1 - r/(p + 1)$ ,*

$$\begin{aligned} \text{MSE}_{\Omega^c}(\hat{Y}) \leq & C_1 \left( \frac{\sigma^2 r}{n} + \frac{C' \log^2(np)}{n \rho^2} \|\beta^*\|_1^2 \left( r + \frac{(n^2 \rho + np) \log^3(np)}{\rho^2 \tau_r^2} + \frac{n^2 p (\mathcal{L} \delta^\alpha)^2}{\rho^2 \tau_r^2} \right) \right. \\ & \left. + \|\beta^*\|_1^2 (\mathcal{L} \delta^\alpha)^2 + C(\alpha, K) \mathcal{L}^2 \delta^{2(\alpha-K)} \right) + \frac{C_2 r^{3/2} \hat{\alpha}^2}{\sqrt{n}} \|\beta^*\|_1. \end{aligned}$$

Here,  $C_1$  is a universal constant;  $C' = C(\alpha) (1 + \gamma + \Gamma + K_\alpha)^4$ , where  $C(\alpha) > 0$  is a constant that may depend on  $\alpha \geq 1$ ;  $C_2 = CB^2\Gamma$  for some  $C > 0$ ;  $\hat{\alpha}^2 = \mathbb{E}[\|\hat{\mathbf{A}}\|_{\max}^2]$ ; and  $\tau_r$  is  $r$ -th singular value of  $\mathbf{A}^{(lr)}$ , where  $\mathbf{A}^{(lr)}$  is defined as in Proposition 6.1.

3. This is justified by considering  $A'_{ij}$  as the net difference in the quantity of interest (e.g., the net difference in monthly tobacco consumption). In other words, we assume the net difference in the quantity of interest is sampled i.i.d. conditioned on the donor.



**Comparison with Theoretical Analysis of Amjad et al. (2018).** The most relevant results to compare against are Corollary 4.1 (pre-intervention prediction error) and Theorem 4.6 (post-intervention prediction error) in Amjad et al. (2018). To begin with, Amjad et al. (2018) does not establish the existence of a Synthetic control under a generalized factor model, rather it simply assumes one exists. Corollary 4.1 in Amjad et al. (2018) does not show consistency of the RSC method with respect to pre-intervention error as there is an irreducible term,  $\sigma^2$ , the measurement noise in the donor pool, that does not vanish. Further, with respect to post-intervention error, Theorem 4.6 of Amjad et al. (2018) suffers from the same irreducible  $\sigma^2$  term. In addition, the authors do not show that the second term of their bound decays to zero as more data is collected. As importantly, in both bounds, it is assumed that the RSC method picks the correct number of singular components, i.e., the rank of the underlying matrix of donor utilities. In contrast, in our setting, the underlying matrix of interest may not be low-rank. Finally, their result does not provide guidance for picking the right parameter  $k$  for rank (or in PCR) as done by our result through the generalization or post-intervention error analysis.

## 6.5. Empirical Results

Here, we present empirical results using the RSC method and several known datasets in the literature to explain the nuances of the results stated above.

**Terrorism in Basque Country.** One canonical case study within the Synthetic Control Literature investigates the impact of terrorism on the economy in Basque Country (see Abadie and Gardeazabal (2003)). Here, the target unit of interest is Basque Country, the donor pool consists of neighboring Spanish regions, and the intervention is represented by the first wave of terrorist activity in 1970. The aim in this study is to isolate the effect of terrorism on the GDP of Basque Country. In other words, to evaluate the effect of terrorism, Synthetic Control-like methods aim to estimate the unobservable counterfactual (GDP growth in the absence of terrorism) for Basque Country using observations from various other Spanish regions, which are assumed to be unaffected by the terrorist activity.

Since we do not have access to the counterfactual realities of the Basque Country GDP post 1970 in the absence of terrorism, we will use the celebrated estimates of Abadie and Gardeazabal (2003) as our baseline; this is our chosen “ground-truth” because these counterfactual trajectories of Basque’s GDP in the absence of terrorism have been widely accepted in the econometrics community. The resulting synthetic Basque is displayed in Figure 2a.

*Importance of Covariate Pre-processing via PCA.* To highlight the value of PCR and, specifically, the importance of the PCA subroutine, we begin by randomly obfuscating data, ranging from 5-20%, and plotting the resulting synthetic Basque GDPs predicted via convex regression on the outcome GDP data, i.e., the original Synthetic Control method *without* auxiliary covariates, in Figure 2b; here, the solid blue and orange lines represent the observed and synthetic Basque (predicted by Abadie and Gardeazabal (2003)), respectively, while the dashed lines represent the synthetic Basques (learned *without* auxiliary covariates) under varying levels of missing data. As seen from the figure, the original Synthetic Control method is not robust to sparse observations, which may explain its dependency on auxiliary covariates to learn its model.

Additionally, we construct a synthetic Basque via vanilla Linear Regression, i.e., without any pre-processing of the donor observations, on only the outcome GDP data. As seen in Figure 2c, Linear Regression clearly overfits to the idiosyncratic noise of the pre-intervention training data and fails to extrapolate post-intervention. In fact, the synthetic Basque GDP as predicted by Linear Regression suggests that terrorism actually benefited the Basque economy in the long-term(!), which

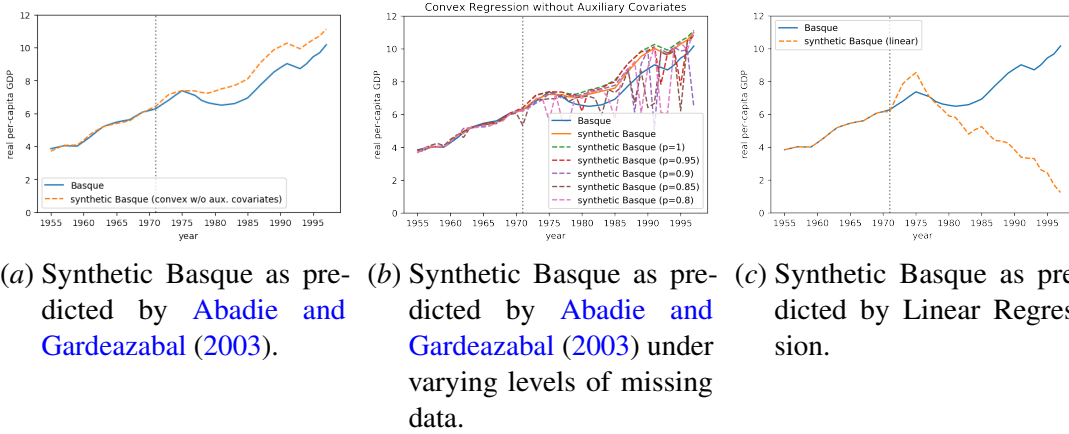


Figure 2

contradicts the conclusions drawn by the econometrics community. This example clearly elucidates the importance of the implicit regularization that PCR achieves in its first step prior to learning a synthetic control.

The first step of PCR (i.e., PCA) is even more starkly empirically motivated by inspecting the singular value spectrum and cumulative energy of the Basque dataset, which are shown in Figures 3a and 3b, respectively. Clearly, the data exhibits low-dimensional structure with over 99% of the spectral energy captured in the top singular value, which fits the setting under which our theoretical results imply low pre- and post-intervention prediction errors. The resulting synthetic Basque as per PCR (or, equivalently, the RSC method) is shown in Figure 4a, which pleasingly closely matches that of Abadie and Gardeazabal (2003). Similarly, in Figure 4b, we display various synthetic Basque GDPs after randomly obfuscating the donor observations. Across the varying levels of missing data from 5-20%, the synthetic Basque GDPs continue to resemble the baseline estimates of Abadie and Gardeazabal (2003) such that the same negative economic effects of terrorism can be drawn.

Importantly, we underscore that all of the results computed via the PCR methods shown in Figures 4a and 4b only use the outcome data and *without any access to the auxiliary covariate information that was required to achieve the results in Abadie and Gardeazabal (2003)*, i.e., only the per-capita GDP values are utilized in the PCR learning process. Hence, PCR exhibits desirable robustness properties with respect to missing and noisy data, and with less stringent data requirements to achieve similar counterfactual estimates.

**California Proposition 99.** Another popular case study investigates the impact of California’s Proposition 99, an anti-tobacco legislation, on the per-capita cigarette consumption in California (cf. Abadie et al. (2010)). Similar to the Basque example, we will use the widely accepted counterfactual estimates of Abadie et al. (2010) as our baseline, which are shown in Figure 6a. Here, the authors of Abadie et al. (2010) considered California as the target state, the collection of states in the U.S. that did not adopt some variant of a tobacco control program as the donor pool, and Proposition 99 (enacted in 1988) as the intervention.

To motivate the usage of PCR, we again plot the resulting Californias learned via convex regression *without* auxiliary covariates and under varying levels of missing data (5-20%) in Figure



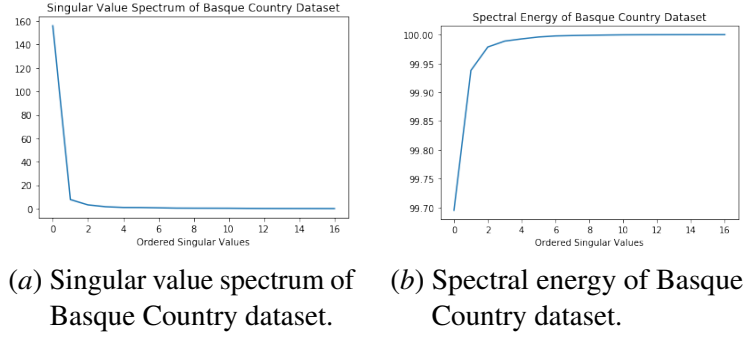


Figure 3

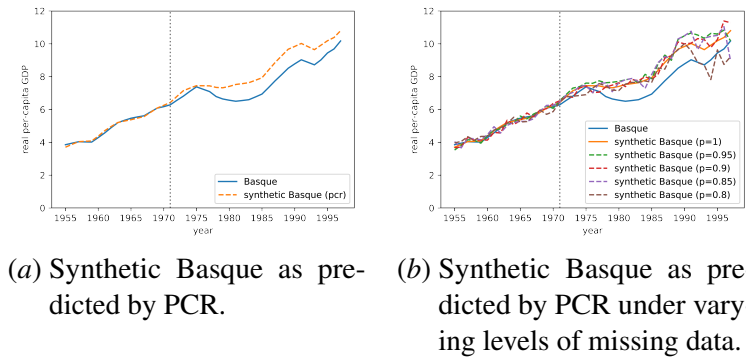


Figure 4

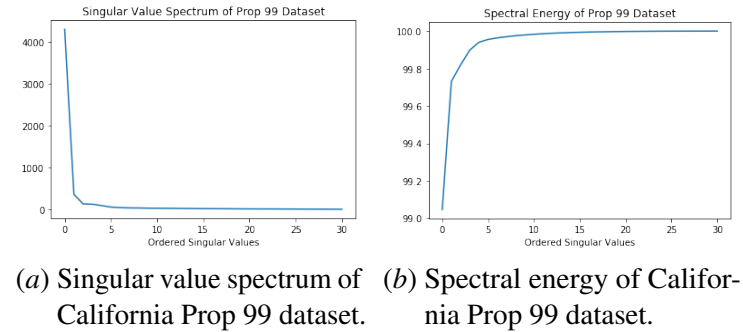


Figure 5

6b; similar to the Basque case study, this figure highlights the poor performance of the original Synthetic Control method in the presence of missing data.

Further, we plot the singular value spectrum and energy of the California Proposition 99 dataset, seen in Figures 5a and 5b, and observe that over 99% of the cumulative spectral energy is again captured by the top singular value, which fits the setting under which our theoretical results apply and motivates the application of PCR.

Empirically, we observe that the resulting synthetic California predicted via PCR, also displayed in Figure 6a, closely matches the baseline even without using any of the auxiliary covariates

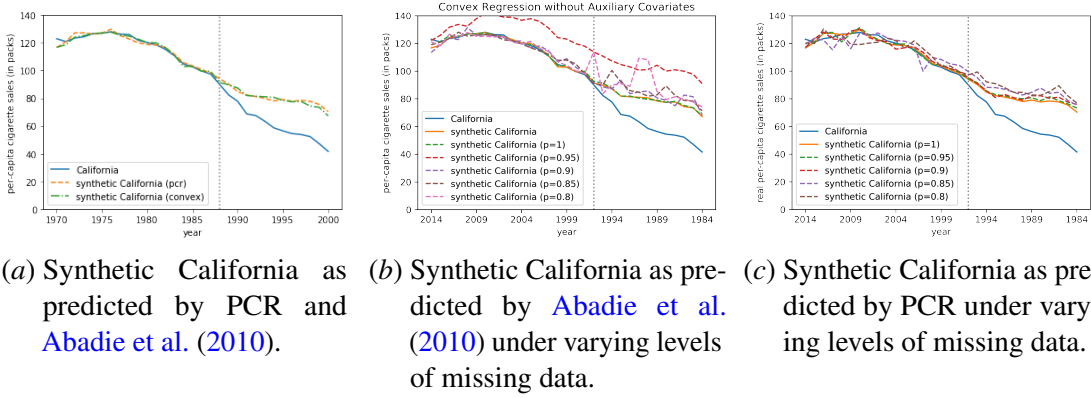


Figure 6

considered in the work of Abadie et al. (2010). This is indeed expected from the theoretical analysis given the extremely low-dimensional structure of the data. Much like the previous Basque example, across the varying levels of missing data from 5-20%, the synthetic California per-capita cigarette consumption trajectories continue to mirror the baseline estimates of Abadie et al. (2010); even in the presence of missing data, the counterfactual estimates produced by PCR suggest that Proposition 99 successfully cut smoking in California.

## 7. Differentially Private Regression

**Setup and Question.** With the increasing use of machine learning for critical operations, analysts must maximize the accuracy of their predictions and simultaneously protect sensitive information (i.e., covariates). An important notion of privacy is that of differential privacy; this requires that the outcome of a database query cannot greatly change due to the presence or absence of any individual data record (see Dwork and Roth (2014) and references therein). More specifically, let  $\delta$  be a positive real number,  $\mathcal{D}$  be a collection of datasets, and  $\mathcal{A} : \mathcal{D} \rightarrow \text{im}(\mathcal{A})$  be a randomized algorithm that takes a dataset as input. The algorithm  $\mathcal{A}$  is said to provide  $\delta$ -differential privacy if, for all datasets  $\mathcal{D}_1$  and  $\mathcal{D}_2$  in  $\mathcal{D}$  that differ on a single element, and all subsets  $S \in \text{im}(\mathcal{A})$ , the following holds:

$$\mathbb{P}(\mathcal{A}(\mathcal{D}_1) \in S) \leq \exp(\delta) \cdot \mathbb{P}(\mathcal{A}(\mathcal{D}_2) \in S), \quad (16)$$

where the randomness lies in the algorithm. Thus, (16) guarantees that little can be learned about any particular record within the database.

One popular mechanism  $\mathcal{A}$  to guarantee differential privacy is known as the Laplacian mechanism. In this setting, noise is drawn from a Laplacian distribution and added to query responses. In particular, introducing additive noise  $W \sim \text{Laplace}(0, \Delta_f/\delta)$  to any database query guarantees  $\delta$ -privacy (see Dwork and Roth (2014) and references therein); here,  $\Delta_f = \max_{\mathcal{D}_1, \mathcal{D}_2 \in \mathcal{D}} |f(\mathcal{D}_1) - f(\mathcal{D}_2)|$ , where the maximum is taken over all pairs of datasets  $\mathcal{D}_1$  and  $\mathcal{D}_2$  in  $\mathcal{D}$  differing in at most one element, and  $f : \mathcal{D} \rightarrow \mathbb{R}^d$  is a vector-valued function denoting the true, latent query response. We now describe how PCR can be applied in the context of a differentially private framework.

**How it fits our framework.** Let  $\mathcal{A}$  denote the true, fixed database of  $N$  sensitive individual records and  $p$  covariates. We consider the setting where an analyst is allowed to ask two types of queries of

the data: (1)  $f_A$  - querying for individual data records, i.e.,  $\mathbf{A}_{i,\cdot}$  for  $i \in [N]$ ; (2)  $f_Y$  - querying for a linear combination of an individual's covariates, i.e.  $\mathbf{A}_{i,\cdot}\beta^*$ . A typical example would be where  $\mathbf{A}_{i,\cdot}$  is the genomic information for patient  $i$  and  $\mathbf{A}_{i,\cdot}\beta^*$  denotes patient  $i$ 's outcome for a clinical study.

In order to provide  $\delta$ -differential privacy, the Laplacian mechanism will return query responses with additive Laplacian noise. For query type (1), let  $Z_{ij}$  for  $i \in [N], j \in [p]$  by the returned response; here,  $Z_{ij} = A_{ij} + \eta_{ij}$  with probability  $\rho$  and  $Z_{ij} = \star$  with probability  $1 - \rho$ , where  $\eta_{i,\cdot} = [\eta_{ij}]$  for  $j \in [p]$  is independent Laplacian noise with the variance parameter proportional to  $\Delta_{f_A}/\delta^4$ . For query type (2), when an analyst queries for the response variable  $\mathbf{A}_{i,\cdot}\beta^*$ , she observes  $Y_i = \mathbf{A}_{i,\cdot}\beta^* + \epsilon_i$ , where  $\epsilon_i$  is again independent Laplacian noise with variance parameter proportional to  $\Delta_{f_Y}/\delta$ . We note that the above setup naturally fits our framework since the Laplacian distribution belongs to the family of sub-exponential distributions, i.e., satisfying Property 2.5 with  $\alpha = 1$ .

Finally, let  $Y^\Omega$  denote the  $n$  noisy observed responses (e.g., corresponding to the outcomes of  $n$  patient clinical trials), and let  $\mathbf{Z}$  denote the noisy observed covariates (e.g., the collection of genomic information of all  $N$  patients). Ultimately, the goal in such a setup is to accurately learn in- and out-of-sample global statistics (e.g., having low  $\text{MSE}_\Omega(\hat{Y})$  and  $\text{MSE}(\hat{Y})$ , respectively) about the data, while preserving the individual privacy of the users.

*Why is privacy preserved?* It is worth highlighting that the de-noising step of the PCR algorithm (i.e., applying HSVT or PCA to  $\mathbf{Z}$ ) does not compromise the security of any single data record. To begin, Lemma 7 demonstrates that the estimated covariate matrix  $\hat{\mathbf{A}}$  via HSVT achieves small average  $\ell_{2,\infty}$ -error (column-squared error); hence, for instance, HSVT can accurately learn the *average* age of all patients. However, this does not translate to accurately estimating the age of any particular patient (i.e., corresponding to an entry-wise error bound). Similarly, Corollary 7.1 (stated below), establishes that PCR can estimate the vector  $\mathbf{A}\beta^*$  well on average, but not any particular element of this vector. Hence, the privacy of any individual record is maintained while small average prediction error is achieved.

**Results.** We now state the following theorem, which demonstrates the efficacy of PCR (with respect to prediction) in the context of a differentially private framework.

**Corollary 7.1** *Consider PCR with parameter  $k \geq 1$ . Let conditions of Theorem 6 and Lemma 7 hold. Let  $\eta_{ij}$  be sampled independently from  $\sim \text{Laplace}(0, \Delta_{f_A}/\delta)$  for  $i \in [N], j \in [p]$ . Let  $\epsilon_i$  be sampled independently from  $\sim \text{Laplace}(0, \Delta_{f_Y}/\delta)$ . Let  $n = \Theta(N)$ . Then, PCR preserves  $\delta$ -differential privacy of  $\mathbf{A}$  and  $\mathbf{A}\beta^*$  with*

$$\begin{aligned} \text{MSE}_\Omega(\hat{Y}) &\leq \frac{4k}{n} \left( \frac{\Delta_{f_Y}}{\delta} \right)^2 + \frac{C' \|\beta^*\|_1^2 \log^2(np)}{n\rho^2} \left( \frac{(n^2\rho + np) \log^3(np)}{\rho^2(\tau_k - \tau_{k+1})^2} + k \right) \\ &\quad + \frac{6\|\beta^*\|_1^2}{n} \|\mathbf{A}^k - \mathbf{A}\|_{2,\infty}^2, \end{aligned}$$

where  $C' = C(1 + \gamma + \Gamma + \frac{\Delta_{f_A}}{\delta})^4$  for some  $C > 0$ .

Note that the test prediction error is bounded as in Theorem 4 with  $r$  replaced by  $k$ , the PCR hyper-parameter.

---

4. Note that an auxiliary benefit of our setup is that it allows for a significant fraction of the query response to be masked, in addition to the Laplacian noise corruption.

**Remark 17** From Corollary 7.1, we observe that PCR learns a predictive linear model in a differentially private framework, where the covariates are purposefully contaminated with Laplacian noise. For notational simplicity, assume that  $\mathbf{A}$  is indeed of rank  $r$  and PCR correctly chooses the correct number of principal components. Then, the prediction error effectively scales as  $(r/n) \cdot \text{poly}(\log p)/(\rho^4) \cdot (1/\delta^4)$ . Therefore, to achieve good prediction error and still maintain  $\delta$ -differential privacy, PCR pays a penalty term scaling as  $1/\delta^4$ .

## 8. Regression with Mixed Valued Covariates

**Setup and Question.** Regression models with mixed discrete and continuous covariates are ubiquitous in practice. With respect to discrete covariates, a standard generative model assumes the covariates are generated from a categorical distribution (i.e., a multinomial distribution). Formally, a categorical distribution for a random variable  $X$  is such that  $X$  has support in  $[G]$  and the probability mass function (pmf) is given by  $\mathbb{P}(X = g) = \rho_g$  for  $g \in [G]$  with  $\sum_{g=1}^G \rho_g = 1$ .

For simplicity, we focus on the case where the regression is being done with a collection of Bernoulli random variables (i.e., each  $X$  has support in  $\{0, 1\}$ ). The extension to general categorical random variables, in addition to continuous covariates, is straightforward and discussed below.

A standard model in regression with Bernoulli random variables assumes that the response variable is a linear function of the latent parameters of the observed discrete outcomes. Formally,  $\mathbf{A}_{i,\cdot} = [\rho_1^{(i)}, \rho_2^{(i)}, \dots, \rho_p^{(i)}] \in \mathbb{R}^{1 \times p}$ , where  $\rho_j^{(i)}$  for  $j \in [p]$  is the latent Bernoulli parameter for the  $j$ -th feature and  $i$ -th measurement. Further, the mean of the response variable satisfies  $\mathbb{E}[Y_i] = \sum_{j=1}^p \rho_j^{(i)} \beta_j$ . However, for each feature, we only get binary observations, i.e.,  $X_{ij} \in \{0, 1\}$ .

As an example, consider  $\mathbb{E}[Y_i]$  to be the expected health outcome of patient  $i$ . Let there be a total of  $p$  possible observable binary symptoms (e.g., cold, fever, headache, etc.). Then  $\mathbf{A}_{i,\cdot}$  denotes the vector of (unobserved) probabilities that patient  $i$  has some collection of symptoms (e.g.,  $A_{i1} = \mathbb{P}(\text{patient } i \text{ has a cold})$ ,  $A_{i2} = \mathbb{P}(\text{patient } i \text{ has a fever})$ ,  $\dots$ ). However, for each patient, we only observe the binary outcome of these symptoms (i.e.,  $X_{i1} = \mathbb{1}(\text{patient } i \text{ has a cold})$ ,  $X_{i2} = \mathbb{1}(\text{patient } i \text{ has a fever})$ ), even though the response is linearly related with the underlying probabilities of the symptoms. The objective in such a setting is to accurately recover  $\mathbf{A}\beta^*$  given  $Y^\Omega$  and  $\mathbf{X}$ .

*Current practice for mixed valued features.* A common practice for regression with categorical variables is to build a separate regression model for every possible combination of the categorical outcomes (i.e., to build a separate regression model conditioned on each outcome). In the healthcare example above, this would amount to building  $2^p$  separate regression models corresponding to each combination of the observed  $p$  binary symptoms. This is clearly not ideal for the following two major reasons: (i) the sample complexity is exponential in  $p$ ; (ii) we do not have access to the underlying probabilities  $\mathbf{A}_{i,\cdot}$  (recall  $\mathbf{X}_{i,\cdot} \in \{0, 1\}^p$ ), which is what we actually want to regress  $Y^\Omega$  against.

**How it fits our framework.** Recall from Property 2.5 that the key structure we require of the covariate noise  $\eta_{ij}$  is that  $\mathbb{E}[\eta_{ij}] = 0$ . Now even though  $X_{ij} \in \{0, 1\}$ , it still holds that  $\mathbb{E}[X_{ij}] = \rho_j^{(i)} = A_{ij}$ , which immediately implies  $\mathbb{E}[\eta_{ij}] = \mathbb{E}[X_{ij} - A_{ij}] = 0$ . Further,  $\eta_{ij}$  is sub-Gaussian ( $\alpha = 2$ ) since  $|\eta_{ij}| \leq 1$ . Thus, the key conditions on the noise are satisfied for PCR to effectively (in the  $\|\cdot\|_{2,\infty}$ -norm) de-noise  $\mathbf{X}$  to recover the underlying probability matrix  $\mathbf{A}$ ; this, in turn, allows PCR to produce accurate estimates  $\hat{\mathbf{A}}\hat{\beta}$  through regression, as seen by Theorem 4.

Pleasingly, the required sample complexity grows with the rank of  $\mathbf{A}$  (the inherent model complexity), rather than exponentially in  $p$ . Further, the de-noising step allows us to regress against the estimated latent probabilities rather than their “noisy”, binary outcomes.

*Extension from Bernoulli to general categorical random variables.* Recall from above that a categorical random variable has support in  $[G]$  for  $G \in \mathbb{N}$ . In this case, one can translate a categorical random variable to a collection of binary random variables using the standard one-hot encoding method. It is worth highlighting that by using one-hot encoding, clearly  $\eta_{ij_1}$  will not be independent of  $\eta_{ij_2}$  for any  $(j_1, j_2)$  pair, which encodes the same categorical variable. However, from Property 2.5, we only require independence of the noise across rows, not within them. Thus this lack of independence is not an issue. Further, the generalization to multiple categorical variables, in addition to continuous covariates, is achieved by simply appending these features to each row and collectively de-noising the entire matrix before the regression step.

## 9. Conclusion

As the main contribution of this work, we address a long-standing problem of showing PCR (as is) is surprisingly robust to a wide array of problems that plague large-scale modern datasets, including high-dimensionality and noisy, sparse, and mixed valued covariates. In particular, we provide meaningful non-asymptotic bounds for both the training and testing (transductive semi-supervised setting) errors for these settings, even when the covariate matrix is only *approximately* low-rank and the linear model is *misspecified*. From a practical standpoint, our testing error bound further provides guidance as to how to choose the PCR hyper-parameter  $k$  in a data-driven manner. In the process of achieving our formal results, we establish a simple, but powerful equivalence between PCR and Linear Regression with covariate pre-processing via HSVT, and provide a novel error analysis of HSVT with respect to the  $\ell_{2,\infty}$ -norm. We then formally connect our theoretical results with three important applications to highlight the broad meaning of “noisy” covariates; namely, Synthetic Control (measurement noise), differentially private regression (noise added by design), and mixed covariate regression (“structural” noise). Of particular note, given the equivalence between PCR and the RSC estimator, our finite-sample bounds immediately provide a theoretical foundation for the RSC setting, which has been missing in the literature.

In essence, this work shows that the PCA component of PCR is an effective pre-processing tool in finding a linear low-dimensional embedding of the covariates, which carries the added benefits of implicit de-noising and  $\ell_0$ -regularization. When the covariate data is “unstructured” (e.g., speech or video), however, it may be the case that more complex covariate pre-processing techniques like variational auto-encoders or general adversarial networks are needed to discover useful nonlinear low-dimensional embeddings that can also achieve similar implicit benefits. Therefore, we hope that this work provides an architectural guideline and theoretical framework of first de-noising and then performing a prediction algorithm in the presence of more general datasets.

## References

- A. Abadie and J. Gardeazabal. The economic costs of conflict: A case study of the basque country. *American Economic Review*, 2003.
- A. Abadie, A. Diamond, and J. Hainmueller. Synthetic control methods for comparative case studies: Estimating the effect of californiaâs tobacco control program. *Journal of the American Statistical Association*, 2010.
- Emmanuel Abbe and Colin Sandon. Community detection in general stochastic block models: Fundamental limits and efficient algorithms for recovery. In *Foundations of Computer Science (FOCS), 2015 IEEE 56th Annual Symposium on*, pages 670–688. IEEE, 2015a.
- Emmanuel Abbe and Colin Sandon. Recovering communities in the general stochastic block model without knowing the parameters. In *Advances in neural information processing systems*, 2015b.
- Emmanuel Abbe and Colin Sandon. Detection in the stochastic block model with multiple clusters: proof of the achievability conjectures, acyclic bp, and the information-computation gap. *Advances in neural information processing systems*, 2016.
- Anish Agarwal, Muhammad J. Amjad, Devavrat Shah, and Dennis Shen. Model agnostic time series analysis via matrix estimation. *POMACS*, 2(3):40–79, 2018.
- Edo M Airoldi, Thiago B Costa, and Stanley H Chan. Stochastic blockmodel approximation of a graphon: Theory and consistent estimation. In *Advances in Neural Information Processing Systems*, pages 692–700, 2013.
- Muhammad Jehangir Amjad, Devavrat Shah, and Dennis Shen. Robust synthetic control. *Journal of Machine Learning Research*, 19:1–51, 2018.
- Muhummad Amjad, Vishal Mishra, Devavrat Shah, and Dennis Shen. mrsc: Multi-dimensional robust synthetic control. *arXiv preprint arXiv:1905.06400*, 2019.
- Animashree Anandkumar, Rong Ge, Daniel Hsu, and Sham Kakade. A tensor spectral approach to learning mixed membership community models. In *Conference on Learning Theory*, pages 867–881, 2013.
- S. Athey and G. Imbens. The state of applied econometrics - causality and policy evaluation. *The Journal of Economic Perspectives*, 31(2):3–32, 2016.
- Susan Athey, Mohsen Bayati, Nikolay Doudchenko, and Guido Imbens. Matrix completion methods for causal panel data models. 2017.
- Eric Bair, Trevor Hastie, Debashis Paul, and Robert Tibshirani. Prediction by supervised principal components. *Journal of the American Statistical Association*, 101(473):119–137, 2006.
- Peter L. Bartlett and Shahar Mendelson. Rademacher and gaussian complexities: Risk bounds and structural results. *J. Mach. Learn. Res.*, 3:463–482, March 2003. ISSN 1532-4435. URL <http://dl.acm.org/citation.cfm?id=944919.944944>.



- AA. Belloni, M. Rosenbaum, and A. B. Tsybakov. Linear and conic programming approaches to high-dimensional errors-in-variables models. *Journal of the Royal Statistical Society*, 79:939–956, 2017a.
- Alexandre Belloni, Victor Chernozhukov, Abhishek Kaul, Mathieu Rosenbaum, and Alexandre B. Tsybakov. Pivotal estimation via self-normalization for high-dimensional linear models with errors in variables. *arXiv:1708.08353*, 2017b.
- Christopher M Bishop. Bayesian pca. In *Advances in neural information processing systems*, pages 382–388, 1999.
- Christian Borgs, Jennifer T Chayes, Henry Cohn, and Shirshendu Ganguly. Consistent nonparametric estimation for heavy-tailed sparse graphs. *arXiv preprint arXiv:1508.06675*, 2015.
- Christian Borgs, Jennifer Chayes, Christina E Lee, and Devavrat Shah. Thy friend is my friend: Iterative collaborative filtering for sparse matrix estimation. In *Advances in Neural Information Processing Systems*, pages 4718–4729, 2017.
- Emmanuel Candes and Justin Romberg. Sparsity and incoherence in compressive sampling. *Inverse problems*, 23(3):969, 2007.
- Emmanuel J Candès and Terence Tao. The power of convex relaxation: Near-optimal matrix completion. *IEEE Transactions on Information Theory*, 56(5):2053–2080, 2010.
- Guoqing Chao, Yuan Luo, and Weiping Ding. Recent advances in supervised dimension reduction: A survey. *Machine Learning and Knowledge Extraction*, 1(1):341–358, 2019. ISSN 2504-4990. doi: 10.3390/make1010020. URL <http://www.mdpi.com/2504-4990/1/1/20>.
- Sourav Chatterjee. Matrix estimation by universal singular value thresholding. *The Annals of Statistics*, 43(1):177–214, 2015.
- Yudong Chen and Constantine Caramanis. Orthogonal matching pursuit with noisy and missing data: Low and high dimensional results. *arXiv preprint arXiv:1206.0823*, 2012.
- Yudong Chen and Constantine Caramanis. Noisy and missing data regression: Distribution-oblivious support recovery. In *International Conference on Machine Learning*, pages 383–391, 2013.
- Yudong Chen and Martin J Wainwright. Fast low-rank estimation by projected gradient descent: General statistical and algorithmic guarantees. *arXiv preprint arXiv:1509.03025*, 2015.
- Abhirup Datta and Hui Zou. Cocolasso for high-dimensional error-in-variables regression. *The Annals of Statistics*, 45(6):2400–2426, 2017.
- Mark A Davenport, Yaniv Plan, Ewout van den Berg, and Mary Wootters. 1-bit matrix completion. *Information and Inference*, 3(3):189–223, 2014.
- N. Doudchenko and G. Imbens. Balancing, regression, difference-in-differences and synthetic control methods: A synthesis. *NBER Working Paper No. 22791*, 2016.
- Cynthia Dwork and Aaron Roth. The algorithmic foundations of differential privacy. *Foundations and Trends in Theoretical Computer Science*, 9(3-4):211–407, 2014.

- Samuel B Hopkins and David Steurer. Efficient bayesian estimation from few samples: community detection and related problems. In *Foundations of Computer Science (FOCS), 2017 IEEE 58th Annual Symposium on*, pages 379–390. IEEE, 2017.
- Cheng Hsiao, Shui-Ki Wan, and Yimeng Xie. Panel data approach vs synthetic control method. *Economics Letters*, 164:121–123, 2018.
- Ian T. Jolliffe. A note on the use of principal components in regression. *Journal of the Royal Statistical Society*, 31(3):300–303, 1982.
- Abhishek Kaul and Hira L Koul. Weighted  $\ell_1$ -penalized corrected quantile regression for high dimensional measurement error models. *Journal of Multivariate Analysis*, 140:72–91, 2015.
- Raghunandan H Keshavan, Andrea Montanari, and Sewoong Oh. Matrix completion from a few entries. *IEEE Transactions on Information Theory*, 56(6):2980–2998, 2010a.
- Raghunandan H Keshavan, Andrea Montanari, and Sewoong Oh. Matrix completion from noisy entries. *Journal of Machine Learning Research*, 11(Jul):2057–2078, 2010b.
- Christina E. Lee, Yihua Li, Devavrat Shah, and Dogyoon Song. Blind regression: Nonparametric regression for latent variable models via collaborative filtering. In *Advances in Neural Information Processing Systems 29*, pages 2155–2163, 2016.
- Po-ling Loh and Martin J. Wainwright. High-dimensional regression with noisy and missing data: Provable guarantees with nonconvexity. *The Annals of Statistics*, 40(3):1637–1664, 2012.
- Sahand Negahban and Martin J Wainwright. Estimation of (near) low-rank matrices with noise and high-dimensional scaling. *The Annals of Statistics*, pages 1069–1097, 2011.
- Garvesh Raskutti, Martin J. Wainwright, and Bin Yu. Restricted eigenvalue properties for correlated gaussian designs. *J. Mach. Learn. Res.*, 11:2241–2259, August 2010. ISSN 1532-4435. URL <http://dl.acm.org/citation.cfm?id=1756006.1859929>.
- Benjamin Recht. A simpler approach to matrix completion. *Journal of Machine Learning Research*, 12(Dec):3413–3430, 2011.
- Philippe Rigollet and Alexandre Tsybakov. Exponential screening and optimal rates of sparse estimation. *Ann. Statist.*, 39(2):731–771, 04 2011. doi: 10.1214/10-AOS854. URL <https://doi.org/10.1214/10-AOS854>.
- Mathieu Rosenbaum and Alexandre B. Tsybakov. Sparse recovery under matrix estimation. *The Annals of Statistics*, 38(5):2620–2651, 2010.
- Mathieu Rosenbaum and Alexandre B. Tsybakov. Improved matrix uncertainty selector. *From Probability to Statistics and Back: High-Dimensional Models and Processes*, 9:276–290, 2013.
- Michael E Tipping and Christopher M Bishop. Probabilistic principal component analysis. *Journal of the Royal Statistical Society: Series B (Statistical Methodology)*, 61(3):611–622, 1999.
- Alexandre B. Tsybakov. *Introduction to Nonparametric Estimation*. Springer Publishing Company, Incorporated, 1st edition, 2008. ISBN 0387790519, 9780387790510.



- Madeleine Udell and Alex Townsend. Nice latent variable models have log-rank. *CoRR*, abs/1705.07474, 2017. URL <http://arxiv.org/abs/1705.07474>.
- Madeleine Udell and Alex Townsend. Why are big data matrices approximately low rank? *SIAM Journal on Mathematics of Data Science*, 1(1):144–160, 2019.
- Martin J Wainwright. *High-dimensional statistics: A non-asymptotic viewpoint*, volume 48. Cambridge University Press, 2019.
- Jiaming Xu. Rates of convergence of spectral methods for graphon estimation. *arXiv preprint arXiv:1709.03183*, 2017.
- Yuzhe Yang, Guo Zhang, Dina Katabi, and Zhi Xu. Me-net: Towards effective adversarial robustness with matrix estimation. *CoRR*, abs/1905.11971, 2019a. URL <http://arxiv.org/abs/1905.11971>.
- Yuzhe Yang, Guo Zhang, Zhi Xu, and Dina Katabi. Harnessing structures for value-based planning and reinforcement learning, 2019b.
- Yuan Zhang, Elizaveta Levina, and Ji Zhu. Estimating network edge probabilities by neighborhood smoothing. *arXiv preprint arXiv:1509.08588*, 2015.

## Appendix A. Useful Theorems Known from Literature

### A.1. Bounding $\psi_\alpha$ -norm

**Lemma 18 Sum of independent sub-gaussians random variables.**

Let  $X_1, \dots, X_n$  be independent, mean zero, sub-gaussian random variables. Then  $\sum_{i=1}^n X_i$  is also a sub-gaussian random variable, and

$$\left\| \sum_{i=1}^n X_i \right\|_{\psi_2}^2 \leq C \sum_{i=1}^n \|X_i\|_{\psi_2}^2$$

where  $C$  is an absolute constant.

**Lemma 19 Product of sub-gaussians is sub-exponential.**

Let  $X$  and  $Y$  be sub-gaussian random variables. Then  $XY$  is sub-exponential. Moreover,

$$\|XY\|_{\psi_1} \leq \|X\|_{\psi_2} \|Y\|_{\psi_2}.$$

### A.2. Concentration Inequalities for Random Variables

**Lemma 20 Bernstein's inequality.**

Let  $X_1, X_2, \dots, X_N$  be independent, mean zero, sub-exponential random variables. Let  $S = \sum_{i=1}^N X_i$ . Then for every  $t > 0$ , we have

$$\mathbb{P}\{|S| \geq t\} \leq 2 \exp \left( -c \min \left[ \frac{t^2}{\sum_{i=1}^N \|X_i\|_{\Psi_1}^2}, \frac{t}{\max_i \|X_i\|_{\Psi_1}} \right] \right)$$

**Lemma 21 McDiarmid inequality.**

Let  $x_1, \dots, x_n$  be independent random variables taking on values in a set  $A$ , and let  $c_1, \dots, c_n$  be positive real constants. If  $\phi : A^n \rightarrow \mathbb{R}$  satisfies

$$\sup_{x_1, \dots, x_n, x'_i \in A} |\phi(x_1, \dots, x_i, \dots, x_n) - \phi(x_1, \dots, x'_i, \dots, x_n)| \leq c_i,$$

for  $1 \leq i \leq n$ , then

$$\mathbb{P} \left\{ |\phi(x_1, \dots, x_n) - \mathbb{E} \phi(x_1, \dots, x_n)| \geq \epsilon \right\} \leq \exp \left( \frac{-2\epsilon^2}{\sum_{i=1}^n c_i^2} \right).$$

#### A.2.1. UPPER BOUND ON THE MAXIMUM ABSOLUTE VALUE IN EXPECTATION

**Lemma 22 Maximum of sequence of random variables.**

Let  $X_1, X_2, \dots, X_n$  be a sequence of random variables, which are not necessarily independent, and satisfy  $\mathbb{E}[X_i^{2p}]^{\frac{1}{2p}} \leq K p^{\frac{\beta}{2}}$  for some  $K, \beta > 0$  and all  $i$ . Then, for every  $n \geq 2$ ,

$$\mathbb{E} \max_{i \leq n} |X_i| \leq CK \log^{\frac{\beta}{2}}(n).$$

**Remark 23** Lemma 22 implies that if  $X_1, \dots, X_n$  are  $\psi_\alpha$  random variables with  $\|X_i\|_{\psi_\alpha} \leq K_\alpha$  for all  $i \in [n]$ , then

$$\mathbb{E} \max_{i \leq n} |X_i| \leq CK_\alpha \log^{\frac{1}{\alpha}}(n).$$

### A.3. Other Useful Lemmas

**Lemma 24 Perturbation of singular values (Weyl's inequality).**

Let  $\mathbf{A}$  and  $\mathbf{B}$  be two  $m \times n$  matrices. Let  $k = m \wedge n$ . Let  $\lambda_1, \dots, \lambda_k$  be the singular values of  $\mathbf{A}$  in decreasing order and repeated by multiplicities, and let  $\tau_1, \dots, \tau_k$  be the singular values of  $\mathbf{B}$  in decreasing order and repeated by multiplicities. Let  $\delta_1, \dots, \delta_k$  be the singular values of  $\mathbf{A} - \mathbf{B}$ , in any order but still repeated by multiplicities. Then,

$$\max_{1 \leq i \leq k} |\lambda_i - \tau_i| \leq \max_{1 \leq i \leq k} |\delta_i|.$$

### Appendix B. Definitions

**Definition 25 ( $\psi_\alpha$ -random variables/vectors)** For any  $\alpha \geq 1$ , we define the  $\psi_\alpha$ -norm of a random variable  $X$  as  $\|X\|_{\psi_\alpha} = \inf\{t > 0 : \mathbb{E} \exp(|X|^\alpha/t^\alpha) \leq 2\}$ . If  $\|X\|_{\psi_\alpha} < \infty$ , we call  $X$  a  $\psi_\alpha$ -random variable. More generally, we say  $X$  in  $\mathbb{R}^n$  is a  $\psi_\alpha$ -random vector if all one-dimensional marginals  $\langle X, v \rangle$  are  $\psi_\alpha$ -random variables for any fixed vector  $v \in \mathbb{R}^n$ . We define the  $\psi_\alpha$ -norm of the random vector  $X \in \mathbb{R}^n$  as  $\|X\|_{\psi_\alpha} = \sup_{v \in \mathcal{S}^{n-1}} \|\langle X, v \rangle\|_{\psi_\alpha}$ , where  $\mathcal{S}^{n-1} := \{v \in \mathbb{R}^n : \|v\|_2 = 1\}$ ,  $\langle \cdot, \cdot \rangle$  usual inner product. Note that  $\alpha = 2$  and  $\alpha = 1$  represent the class of sub-gaussian and sub-exponential random variables/vectors, respectively.

**Definition 26 (Restricted Eigenvalue (RE) condition)** For some  $\alpha \geq 1$ , and non-empty subset  $S \in [p]$ , let

$$\mathcal{C}_\alpha(S) = \{\Delta \in \mathbb{R}^p : \|\Delta_{S^c}\|_1 \leq \alpha \|\Delta_S\|_1\},$$

where  $S^c = [p] \setminus S$  and  $\Delta_S = \{\Delta_j : j \in S\}$ .

We say that  $\mathbf{X} \in \mathbb{R}^{n \times p}$  satisfies the RE( $\alpha, \kappa$ ) condition w.r.t.  $S$  if

$$\frac{1}{n} \|\mathbf{X} \Delta\|_2^2 \geq \kappa \|\Delta\|_2^2, \quad \forall \Delta \in \mathcal{C}_\alpha(S)$$

where  $\kappa > 0$ .

### Appendix C. Proof of Proposition 1: Equivalence between PCR and HSVT-OLS

**Proof** [Proof of Proposition 1] Using the orthonormality of  $\mathbf{U}, \mathbf{V}$ , we obtain

$$\begin{aligned} \hat{\mathbf{Y}}^{\text{PCR},k} &= \tilde{\mathbf{Z}} \cdot \mathbf{V}_k \cdot \beta^{\text{PCR},k} \\ &= \tilde{\mathbf{Z}} \cdot \mathbf{V}_k \cdot \left( \mathbf{Z}^{\text{PCR},k,\Omega} \right)^\dagger \mathbf{Y}^\Omega \\ &= \mathbf{U} \cdot \mathbf{S} \cdot \mathbf{V}^T \cdot \mathbf{V}_k \cdot \left( (\tilde{\mathbf{Z}} \cdot \mathbf{V}_k)^\Omega \right)^\dagger \cdot \mathbf{Y}^\Omega \\ &= \mathbf{U}_k \cdot \mathbf{S}_k \cdot \left( (\mathbf{U}_k \cdot \mathbf{S}_k)^\Omega \right)^\dagger \cdot \mathbf{Y}^\Omega \\ &= \mathbf{U}_k \cdot \mathbf{S}_k \cdot \left( \mathbf{U}_k^\Omega \cdot \mathbf{S}_k \right)^\dagger \cdot \mathbf{Y}^\Omega \\ &= \mathbf{U}_k \cdot \mathbf{S}_k \cdot \mathbf{S}_k^{-1} (\mathbf{U}_k^\Omega)^T \cdot \mathbf{Y}^\Omega \\ &= \mathbf{U}_k \cdot (\mathbf{U}_k^\Omega)^T \cdot \mathbf{Y}^\Omega. \end{aligned} \tag{17}$$

Similarly,

$$\begin{aligned}
 \widehat{Y}^{\text{HSVT},k} &= \mathbf{Z}^{\text{HSVT},k} \cdot \beta^{\text{HSVT},k} = \mathbf{Z}^{\text{HSVT},k} \cdot \left( \mathbf{Z}^{\text{HSVT},k,\Omega} \right)^\dagger \cdot Y^\Omega \\
 &= \mathbf{U}_k \cdot \mathbf{S}_k \cdot \mathbf{V}_k^T \cdot \left( (\mathbf{U}_k \cdot \mathbf{S}_k \cdot \mathbf{V}_k^T)^\Omega \right)^\dagger \cdot Y^\Omega \\
 &= \mathbf{U}_k \cdot \mathbf{S}_k \cdot \mathbf{V}_k^T \cdot \left( \mathbf{U}_k^\Omega \cdot \mathbf{S}_k \cdot \mathbf{V}_k^T \right)^\dagger \cdot Y^\Omega \\
 &= \mathbf{U}_k \cdot \mathbf{S}_k \cdot \mathbf{V}_k^T \cdot \mathbf{V}_k \cdot \mathbf{S}_k^{-1} \cdot \left( \mathbf{U}_k^\Omega \right)^\dagger \cdot Y^\Omega \\
 &= \mathbf{U}_k \cdot \left( \mathbf{U}_k^\Omega \right)^T \cdot Y^\Omega.
 \end{aligned} \tag{18}$$

From (17) and (18), we obtain  $\widehat{Y}^{\text{PCR},k} = \widehat{Y}^{\text{HSVT},k}$  for any  $k \leq N$ . ■

## Appendix D. Proof of Theorem 6

### D.1. Background

Recall that the  $(a, b)$ -mixed norm of a matrix  $\mathbf{B} \in \mathbb{R}^{N \times p}$  is defined as

$$\|\mathbf{B}\|_{a,b} = \left( \sum_{j=1}^p \|\mathbf{B}_{:,j}\|_a^b \right)^{1/b} = \left( \sum_{j=1}^p \left( \sum_{i=1}^N \mathbf{B}_{ij}^a \right)^{b/a} \right)^{1/b}.$$

We are interested in the  $(2, \infty)$ -mixed norm, which corresponds to the maximum  $\ell_2$  column norm:

$$\|\mathbf{B}\|_{2,\infty} = \max_{j \in [p]} \|\mathbf{B}_{:,j}\|_2 = \max_{j \in [p]} \left( \sum_{i=1}^N \mathbf{B}_{ij}^2 \right)^{1/2}.$$

**Lemma 27** *Let  $\mathbf{B}$  be a real-valued  $n \times p$  matrix and  $x$  a real-valued  $p$  dimensional vector. Let  $q_1, q_2 \in [1, \infty]$  with  $1/q_1 + 1/q_2 = 1$ . Then,*

$$\|\mathbf{B}x\|_2 \leq \|x\|_{q_1} \|\mathbf{B}\|_{2,q_2}.$$

**Proof** Using Hölder's Inequality, we have

$$\|\mathbf{B}x\|_2^2 = \sum_{i=1}^n \langle \mathbf{B}_{i,\cdot}, x \rangle^2 \leq \|x\|_{q_1}^2 \sum_{i=1}^n \|\mathbf{B}_{i,\cdot}\|_{q_2}^2 = \|x\|_{q_1}^2 \cdot \|\mathbf{B}\|_{2,q_2}^2.$$
■

## D.2. Proof of Theorem 6

**Proof** For simplicity of notation, let us define  $\hat{\mathbf{A}} = \mathbf{Z}^{\text{HSVT},k}$ ,  $\hat{\mathbf{A}}^\Omega = \mathbf{Z}^{\text{HSVT},k,\Omega}$ . Due to equivalence relationship of Proposition 1 between PCR and performing linear regression using  $\hat{\mathbf{A}}^\Omega$ , in the remainder of the proof we shall focus on linear regression using  $\hat{\mathbf{A}}^\Omega$ .

Per notation of Section 3.2, let  $\beta^{\text{HSVT},k}$  be the solution of linear regression using  $\hat{\mathbf{A}}^\Omega$  and predicted response variables  $\hat{Y}^{\text{HSVT},k} = \mathbf{Z}^{\text{HSVT},k} \beta^{\text{HSVT},k}$ ; for simplicity, we will denote  $\hat{\beta} = \beta^{\text{HSVT},k}$  and  $\hat{Y} = \hat{Y}^{\text{HSVT},k} = \hat{\mathbf{A}}^\Omega \hat{\beta}$ . Recall, per our model specification in (1),  $Y^\Omega = \mathbf{A}^\Omega \beta^* + \phi + \epsilon$ . Now observe

$$\|\hat{\mathbf{A}}^\Omega \hat{\beta} - Y^\Omega\|_2^2 = \|\hat{\mathbf{A}}^\Omega \hat{\beta} - \mathbf{A}^\Omega \beta^* + \phi\|_2^2 + \|\epsilon\|_2^2 - 2\epsilon^T (\hat{\mathbf{A}}^\Omega \hat{\beta} - \mathbf{A}^\Omega \beta^*) - 2\epsilon^T \phi. \quad (19)$$

On the other hand, the optimality of  $\hat{\beta}$  (recall that  $\hat{\beta} \in \arg \min \|\hat{\mathbf{A}}^\Omega \hat{\beta} - Y^\Omega\|_2^2$ ) yields

$$\begin{aligned} \|\hat{\mathbf{A}}^\Omega \hat{\beta} - Y^\Omega\|_2^2 &\leq \|\hat{\mathbf{A}}^\Omega \beta^* - Y^\Omega\|_2^2 \\ &= \|(\hat{\mathbf{A}}^\Omega - \mathbf{A}^\Omega) \beta^* + \phi\|_2^2 + \|\epsilon\|_2^2 - 2\epsilon^T (\hat{\mathbf{A}}^\Omega - \mathbf{A}^\Omega) \beta^* - 2\epsilon^T \phi. \end{aligned} \quad (20)$$

Combining (19) and (20) and taking expectations, we have

$$\mathbb{E} \|\hat{\mathbf{A}}^\Omega \hat{\beta} - \mathbf{A}^\Omega \beta^* + \phi\|_2^2 \leq \mathbb{E} \|(\hat{\mathbf{A}}^\Omega - \mathbf{A}^\Omega) \beta^* + \phi\|_2^2 + 2\mathbb{E} [\epsilon^T \hat{\mathbf{A}}^\Omega (\hat{\beta} - \beta^*)]. \quad (21)$$

Let us bound the final term on the right hand side of (21). Under our independence assumptions ( $\epsilon$  is independent of  $\mathbf{H}$ ), observe that

$$\mathbb{E} [\epsilon^T \hat{\mathbf{A}}^\Omega] \beta^* = \mathbb{E} [\epsilon^T] \mathbb{E} [\hat{\mathbf{A}}^\Omega] \beta^* = 0.$$

Recall that  $\hat{\beta} = (\hat{\mathbf{A}}^\Omega)^\dagger Y = (\hat{\mathbf{A}}^\Omega)^\dagger \mathbf{A}^\Omega \beta^* + (\hat{\mathbf{A}}^\Omega)^\dagger \epsilon + (\hat{\mathbf{A}}^\Omega)^\dagger \phi$ . Using the cyclic and linearity properties of the trace operator (coupled with similar independence arguments), we further have

$$\begin{aligned} \mathbb{E} [\epsilon^T \hat{\mathbf{A}}^\Omega \hat{\beta}] &= \mathbb{E} [\epsilon^T \hat{\mathbf{A}}^\Omega (\hat{\mathbf{A}}^\Omega)^\dagger] \mathbf{A}^\Omega \beta^* + \mathbb{E} [\epsilon^T \hat{\mathbf{A}}^\Omega (\hat{\mathbf{A}}^\Omega)^\dagger \epsilon] + \mathbb{E} [\epsilon^T (\hat{\mathbf{A}}^\Omega)^\dagger] \phi \\ &= \mathbb{E} [\epsilon]^T \mathbb{E} [\hat{\mathbf{A}}^\Omega (\hat{\mathbf{A}}^\Omega)^\dagger] \mathbf{A}^\Omega \beta^* + \mathbb{E} \left[ \text{tr} \left( \epsilon^T \hat{\mathbf{A}}^\Omega (\hat{\mathbf{A}}^\Omega)^\dagger \epsilon \right) \right] + \mathbb{E} [\epsilon]^T \mathbb{E} [(\hat{\mathbf{A}}^\Omega)^\dagger] \phi \\ &= \mathbb{E} \left[ \text{tr} \left( \hat{\mathbf{A}}^\Omega (\hat{\mathbf{A}}^\Omega)^\dagger \epsilon \epsilon^T \right) \right] = \text{tr} \left( \mathbb{E} [\hat{\mathbf{A}}^\Omega (\hat{\mathbf{A}}^\Omega)^\dagger] \cdot \mathbb{E} [\epsilon \epsilon^T] \right) \leq \sigma^2 \mathbb{E} \left[ \text{tr} \left( \hat{\mathbf{A}}^\Omega (\hat{\mathbf{A}}^\Omega)^\dagger \right) \right] \\ &= \sigma^2 \mathbb{E} [\text{rank}(\hat{\mathbf{A}}^\Omega)] \leq \sigma^2 k, \end{aligned} \quad (22)$$

where the inequality follows from Property 2.3 and the fact that rank of  $\hat{\mathbf{A}}^\Omega$  is at most that of  $\hat{\mathbf{A}}^\Omega = \mathbf{Z}^{\text{HSVT},k}$  and which by definition at most  $k$ . Consider

$$\|\hat{\mathbf{A}}^\Omega \hat{\beta} - \mathbf{A}^\Omega \beta^* + \phi\|_2^2 = \|\hat{\mathbf{A}}^\Omega \hat{\beta} - \mathbf{A}^\Omega \beta^*\|_2^2 + \|\phi\|_2^2 + 2\phi^T (\hat{\mathbf{A}}^\Omega \hat{\beta} - \mathbf{A}^\Omega \beta^*). \quad (23)$$

and

$$\|(\hat{\mathbf{A}}^\Omega - \mathbf{A}^\Omega) \beta^* + \phi\|_2^2 = \|(\hat{\mathbf{A}}^\Omega - \mathbf{A}^\Omega) \beta^*\|_2^2 + \|\phi\|_2^2 + 2\phi^T ((\hat{\mathbf{A}}^\Omega - \mathbf{A}^\Omega) \beta^*). \quad (24)$$

From (22), (23) and (24), the (21) becomes

$$\begin{aligned} \mathbb{E} \|\hat{\mathbf{A}}^\Omega \hat{\beta} - \mathbf{A}^\Omega \beta^*\|_2^2 &\leq 2\sigma^2 k + \mathbb{E} \|(\hat{\mathbf{A}}^\Omega - \mathbf{A}^\Omega) \beta^*\|_2^2 \\ &\quad + 2\mathbb{E} [\phi^T (\hat{\mathbf{A}}^\Omega \hat{\beta} - \mathbf{A}^\Omega \beta^*)] + 2\mathbb{E} [\phi^T ((\hat{\mathbf{A}}^\Omega - \mathbf{A}^\Omega) \beta^*)]. \end{aligned} \quad (25)$$

By Cauchy-Schwartz, we have

$$|\phi^T(\hat{\mathbf{A}}^\Omega \hat{\beta} - \mathbf{A}^\Omega \beta^*)| \leq \|\phi\|_2 \|\hat{\mathbf{A}}^\Omega \hat{\beta} - \mathbf{A}^\Omega \beta^*\|_2, \quad (26)$$

$$|\phi^T((\hat{\mathbf{A}}^\Omega - \mathbf{A}^\Omega)\beta^*)| \leq \|\phi\|_2 \|(\hat{\mathbf{A}}^\Omega - \mathbf{A}^\Omega)\beta^*\|_2. \quad (27)$$

Using (26) and (27) in (25), we obtain

$$\begin{aligned} \mathbb{E}\|\hat{\mathbf{A}}^\Omega \hat{\beta} - \mathbf{A}^\Omega \beta^*\|_2^2 &\leq 2\sigma^2 k + \mathbb{E}\|(\hat{\mathbf{A}}^\Omega - \mathbf{A}^\Omega)\beta^*\|_2^2 + 2\|\phi\|_2 \mathbb{E}\|(\hat{\mathbf{A}}^\Omega - \mathbf{A}^\Omega)\beta^*\|_2 \\ &\quad + 2\|\phi\|_2 \mathbb{E}\|\hat{\mathbf{A}}^\Omega \hat{\beta} - \mathbf{A}^\Omega \beta^*\|_2. \end{aligned}$$

Applying Jensen's Inequality then gives

$$\begin{aligned} \mathbb{E}\|\hat{\mathbf{A}}^\Omega \hat{\beta} - \mathbf{A}^\Omega \beta^*\|_2^2 &\leq 2\sigma^2 k + \mathbb{E}\|(\hat{\mathbf{A}}^\Omega - \mathbf{A}^\Omega)\beta^*\|_2^2 + 2\|\phi\|_2 \sqrt{\mathbb{E}\|(\hat{\mathbf{A}}^\Omega - \mathbf{A}^\Omega)\beta^*\|_2^2} \\ &\quad + 2\|\phi\|_2 \sqrt{\mathbb{E}\|\hat{\mathbf{A}}^\Omega \hat{\beta} - \mathbf{A}^\Omega \beta^*\|_2^2}. \end{aligned} \quad (28)$$

Now, let

$$x = \mathbb{E}\|\hat{\mathbf{A}}^\Omega \hat{\beta} - \mathbf{A}^\Omega \beta^*\|_2^2, \quad y = 2\sigma^2 k + \mathbb{E}\|(\hat{\mathbf{A}}^\Omega - \mathbf{A}^\Omega)\beta^*\|_2^2 + 2\|\phi\|_2 \sqrt{\mathbb{E}\|(\hat{\mathbf{A}}^\Omega - \mathbf{A}^\Omega)\beta^*\|_2^2}.$$

Then, (28) can be viewed as  $x \leq y + 2\|\phi\|_2 \sqrt{x}$  with both  $x, y \geq 0$ . Therefore, either  $x \leq 4\|\phi\|_2 \sqrt{y}$  or  $x \leq 2y$ , i.e.,  $x \leq 2y + 16\|\phi\|_2^2$ . Replacing the values of  $x, y$  as above yields

$$\begin{aligned} \mathbb{E}\|\hat{\mathbf{A}}^\Omega \hat{\beta} - \mathbf{A}^\Omega \beta^*\|_2^2 &\leq 4\sigma^2 k + 2\mathbb{E}\|(\hat{\mathbf{A}}^\Omega - \mathbf{A}^\Omega)\beta^*\|_2^2 + 4\|\phi\|_2 \sqrt{\mathbb{E}\|(\hat{\mathbf{A}}^\Omega - \mathbf{A}^\Omega)\beta^*\|_2^2} + 16\|\phi\|_2^2 \\ &\leq 4\sigma^2 k + 2\mathbb{E}\|(\hat{\mathbf{A}}^\Omega - \mathbf{A}^\Omega)\beta^*\|_2^2 + 4\|\phi\|_2^2 + \mathbb{E}\|(\hat{\mathbf{A}}^\Omega - \mathbf{A}^\Omega)\beta^*\|_2^2 + 16\|\phi\|_2^2 \\ &= 4\sigma^2 k + 3\mathbb{E}\|(\hat{\mathbf{A}}^\Omega - \mathbf{A}^\Omega)\beta^*\|_2^2 + 20\|\phi\|_2^2, \end{aligned} \quad (29)$$

where the second inequality uses the fact that for any  $a, b \in \mathbb{R}$ ,  $2ab \leq a^2 + b^2$ . We now apply Lemma 27 with  $q_1 = 1$  and  $q_2 = \infty$  to obtain

$$\|(\hat{\mathbf{A}}^\Omega - \mathbf{A}^\Omega)\beta^*\|_2^2 \leq \|\beta^*\|_1^2 \|\mathbf{A}^\Omega - \hat{\mathbf{A}}^\Omega\|_{2,\infty}^2.$$

Dividing by  $n$  on both sides of (29) gives the desired result:

$$\frac{1}{n} \mathbb{E}\|\hat{\mathbf{A}}^\Omega \hat{\beta} - \mathbf{A}^\Omega \beta^*\|_2^2 \leq \frac{4\sigma^2 k}{n} + \frac{3\|\beta^*\|_1^2}{n} \mathbb{E}\|(\hat{\mathbf{A}}^\Omega - \mathbf{A}^\Omega)\|_2^2 + \frac{20\|\phi\|_2^2}{n}.$$

■

## Appendix E. Towards the Proof of Lemma 7: Spectral Norm Upper Bound of Random Matrices

Here we state and derive bound on the spectral norm of random matrix whose rows (or columns) are generated independently per  $\psi_\alpha$ -distribution for  $\alpha \geq 1$ .

**Theorem 28** Suppose Properties 2.1, 2.5 for some  $\alpha \geq 1$  and 2.4 hold. Then for any  $\delta_1 > 0$ ,

$$\begin{aligned} \|\mathbf{Z} - \rho\mathbf{A}\| &\leq \sqrt{N\rho}\sqrt{\rho\gamma^2 + (1-\rho)\Gamma^2} \\ &\quad + C(\alpha)\sqrt{1+\delta_1}\sqrt{p}(K_\alpha + \Gamma)\left(1 + (2+\delta_1)\log(Np)\right)^{\frac{1}{\alpha}}\sqrt{\log(Np)} \end{aligned}$$

with probability at least  $1 - \frac{2}{N^{1+\delta_1}p^{\delta_1}}$ . Here,  $C(\alpha)$  is an absolute constant that depends only on  $\alpha$ .

The upper bound stated in Theorem 28 is not the sharpest possible. But they are sufficient for our purposes. Sharp bounds for  $\alpha = 1$  and  $\alpha \geq 2$  can be found in ? and ? for example.

### E.1. Helper Lemmas and the Proof of Theorem 28

We begin by presenting Proposition 29, which holds for general random matrices  $\mathbf{W} \in \mathbb{R}^{N \times p}$ . We note that this result depends on two quantities: (1)  $\|\mathbb{E}\mathbf{W}^T\mathbf{W}\|$  and (2)  $\|\mathbf{W}_{i,\cdot}\|_{\psi_\alpha}$  for all  $i \in [N]$ . We then instantiate  $\mathbf{W} := \mathbf{Z} - \rho\mathbf{A}$  and present Lemmas 30 and 31, which bound (1) and (2), respectively, for our choice of  $\mathbf{W}$ . We state and prove Theorem 28 that will be crucial in establishing properties of HSVT. The proofs of various results stated on the way will follow near the end of this section.

**Proposition 29** Let  $\mathbf{W} \in \mathbb{R}^{N \times p}$  be a random matrix whose rows  $\mathbf{W}_{i,\cdot}$  ( $i \in [N]$ ) are independent  $\psi_\alpha$ -random vectors for some  $\alpha \geq 1$ . Then for any  $\delta_1 > 0$ ,

$$\|\mathbf{W}\| \leq \|\mathbb{E}\mathbf{W}^T\mathbf{W}\|^{1/2} + C(\alpha)\sqrt{(1+\delta_1)p} \max_{i \in [N]} \|\mathbf{W}_{i,\cdot}\|_{\psi_\alpha} \left(1 + (2+\delta_1)\log(Np)\right)^{\frac{1}{\alpha}} \sqrt{\log(Np)}$$

with probability at least  $1 - \frac{2}{N^{1+\delta_1}p^{\delta_1}}$ . Here,  $C(\alpha) > 0$  is an absolute constant that depends only on  $\alpha$ .

**Lemma 30** Assume Property 2.4 holds. Then,

$$\|\mathbb{E}(\mathbf{Z} - \rho\mathbf{A})^T(\mathbf{Z} - \rho\mathbf{A})\| \leq \rho(1-\rho) \max_{j \in [p]} \|\mathbf{A}_{\cdot,j}\|_2^2 + \rho^2 \|\mathbb{E}\mathbf{H}^T\mathbf{H}\|.$$

**Proof** When Property 2.4 holds, then

$$\mathbb{E}(\mathbf{Z} - \rho\mathbf{A})^T(\mathbf{Z} - \rho\mathbf{A}) = \rho(1-\rho)\text{diag}(\mathbf{A}^T\mathbf{A}) + \rho^2\mathbb{E}(\mathbf{X} - \mathbf{A})^T(\mathbf{X} - \mathbf{A})$$

by (?, Lemma A.2). Applying triangle inequality, we have

$$\begin{aligned} \|\mathbb{E}(\mathbf{Z} - \rho\mathbf{A})^T(\mathbf{Z} - \rho\mathbf{A})\| &\leq \rho(1-\rho)\|\text{diag}(\mathbf{A}^T\mathbf{A})\| + \rho^2\|\mathbb{E}(\mathbf{X} - \mathbf{A})^T(\mathbf{X} - \mathbf{A})\| \\ &\leq \rho(1-\rho) \max_{j \in [p]} \|\mathbf{A}_{\cdot,j}\|_2^2 + \rho^2\|\mathbb{E}\mathbf{H}^T\mathbf{H}\|. \end{aligned}$$

■

**Lemma 31** Assume Properties 2.1, 2.5, and 2.4 hold. Then for any  $\alpha \geq 1$  with which Property 2.5 holds, we have

$$\|\mathbf{Z}_{i,\cdot} - \rho\mathbf{A}_{i,\cdot}\|_{\psi_\alpha} \leq C(K_\alpha + \Gamma) \quad \text{for all } i \in [N],$$

where  $C > 0$  is an absolute constant.

Now we prove Theorem 28.

**Proof** [Proof of Theorem 28] The proof follows by plugging the results of Lemmas 30 and 31 into Proposition 29 for  $\mathbf{W} := \mathbf{Z} - \rho\mathbf{A}$  and applying Properties 2.1 and 2.5.  $\blacksquare$

## E.2. Proof of Proposition 29

**Proof** We prove the proposition in four steps.

**Step 1: picking the threshold value.** Let  $e_1, \dots, e_p \in \mathbb{R}^p$  denote the canonical basis<sup>5</sup> of  $\mathbb{R}^p$ . Observe that  $\|\mathbf{W}_{i,\cdot}\|_2^2 = \mathbf{W}_{i,\cdot} \mathbf{W}_{i,\cdot}^T = \sum_{j=1}^p (\mathbf{W}_{i,\cdot} e_j)^2$ <sup>6</sup>. Therefore, for any  $t \geq 0$ ,

$$\begin{aligned} \mathbb{P}\left\{\|\mathbf{W}_{i,\cdot}\|_2^2 > t\right\} &= \mathbb{P}\left\{\sum_{j=1}^p (\mathbf{W}_{i,\cdot} e_j)^2 > t\right\} \\ &\stackrel{(a)}{\leq} \sum_{j=1}^p \mathbb{P}\left\{(\mathbf{W}_{i,\cdot} e_j)^2 > \frac{t}{p}\right\} \\ &\leq \sum_{j=1}^p \mathbb{P}\left\{|\mathbf{W}_{i,\cdot} e_j| > \sqrt{\frac{t}{p}}\right\} \\ &\stackrel{(b)}{\leq} 2p \exp\left(-C(\alpha) \left(\frac{t}{p\|\mathbf{W}_{i,\cdot}\|_{\psi_\alpha}^2}\right)^{\frac{\alpha}{2}}\right), \end{aligned}$$

where (a) uses the union bound and (b) follows from the definition of  $\psi_\alpha$ -random vector ( $C(\alpha)$  is an absolute constant which depends only on  $\alpha \geq 1$ ). Choosing  $t = C^{\frac{2}{\alpha}} C(\alpha)^{-\frac{2}{\alpha}} p \|\mathbf{W}_{i,\cdot}\|_{\psi_\alpha}^2 (\log(2p))^{\frac{2}{\alpha}}$  for some  $C > 1$  gives

$$\mathbb{P}\left\{\|\mathbf{W}_{i,\cdot}\|_2^2 > C^{\frac{2}{\alpha}} C(\alpha)^{-\frac{2}{\alpha}} p \|\mathbf{W}_{i,\cdot}\|_{\psi_\alpha}^2 (\log(2p))^{\frac{2}{\alpha}}\right\} \leq \left(\frac{1}{2p}\right)^{C-1}.$$

Applying the union bound, we obtain

$$\mathbb{P}\left\{\max_{i \in [N]} \|\mathbf{W}_{i,\cdot}\|_2^2 > C^{\frac{2}{\alpha}} C(\alpha)^{-\frac{2}{\alpha}} p \max_{i \in [N]} \|\mathbf{W}_{i,\cdot}\|_{\psi_\alpha}^2 (\log(2p))^{\frac{2}{\alpha}}\right\} \leq N \left(\frac{1}{2p}\right)^{C-1}.$$

For  $\delta_1 > 0$ , we define  $C(\delta_1) \triangleq 1 + (2 + \delta_1) \log_{2p}(Np)$  and let  $C = C(\delta_1)$ . Also, we define

$$t_0(\delta_1) \triangleq C(\delta_1)^{\frac{2}{\alpha}} C(\alpha)^{-\frac{2}{\alpha}} p \max_{i \in [N]} \|\mathbf{W}_{i,\cdot}\|_{\psi_\alpha}^2 (\log(2p))^{\frac{2}{\alpha}}.$$

We have

$$\mathbb{P}\left\{\max_{i \in [N]} \|\mathbf{W}_{i,\cdot}\|_2^2 > t_0(\delta_1)\right\} \leq N \left(\frac{1}{2p}\right)^{(2+\delta_1) \log_{2p}(Np)} = \frac{1}{N^{1+\delta_1} p^{2+\delta_1}}. \quad (30)$$

5. Column vector representation

6. Recall that  $\mathbf{W}_{i,\cdot}$  is a row vector and hence  $\mathbf{W}_{i,\cdot} \mathbf{W}_{i,\cdot}^T$  is a scalar.



**Step 2: decomposing  $\mathbf{W}$  by truncation.** Next, given  $\delta_1 > 0$ , we decompose the random matrix  $\mathbf{W}$  as follows:

$$\mathbf{W} = \mathbf{W}^\circ(\delta_1) + \mathbf{W}^\times(\delta_1)$$

where for each  $i \in [N]$ ,

$$\mathbf{W}^\circ(\delta_1)_{i,\cdot} = \mathbf{W}_{i,\cdot} \mathbb{1} \left\{ \|\mathbf{W}_{i,\cdot}\|_2^2 \leq t_0(\delta_1) \right\} \quad \text{and} \quad \mathbf{W}^\times(\delta_1)_{i,\cdot} = \mathbf{W}_{i,\cdot} \mathbb{1} \left\{ \|\mathbf{W}_{i,\cdot}\|_2^2 > t_0(\delta_1) \right\}.$$

Then it follows that

$$\|\mathbf{W}\| \leq \|\mathbf{W}^\circ(\delta_1)\| + \|\mathbf{W}^\times(\delta_1)\| \leq \|\mathbf{W}^\circ(\delta_1)\| + \|\mathbf{W}^\times(\delta_1)\|_F. \quad (31)$$

**Step 3: bounding  $\|\mathbf{W}^\circ(\delta_1)\|$  and  $\|\mathbf{W}^\times(\delta_1)\|_F$ .** We define two events for conditioning:

$$E_1(\delta_1) := \left\{ \|\mathbf{W}^\circ(\delta_1)\| \leq \|\mathbb{E}\mathbf{W}^T\mathbf{W}\|^{1/2} + \sqrt{\frac{1+\delta_1}{c} t_0(\delta_1) \log(Np)} \right\}, \quad (32)$$

$$E_2(\delta_1) := \left\{ \|\mathbf{W}^\times(\delta_1)\|_F = 0 \right\}. \quad (33)$$

First, given  $\delta_1 > 0$ , we let  $\Sigma^\circ(\delta_1) = \mathbb{E}\mathbf{W}^\circ(\delta_1)^T \mathbf{W}^\circ(\delta_1)$ . By definition of  $\mathbf{W}^\circ(\delta_1)$ , we have  $\|\mathbf{W}_{i,\cdot}\|_2 \leq \sqrt{t_0(\delta_1)}$  for all  $i \in [N]$ . Then it follows that for every  $s \geq 0$ ,

$$\|\mathbf{W}^\circ(\delta_1)\| \leq \|\Sigma^\circ(\delta_1)\|^{1/2} + s\sqrt{t_0(\delta_1)}$$

with probability at least  $1 - p \exp(-cs^2)$  (see Theorem 5.44 of ? and Eqs. (5.32) and (5.33) in reference, and replacing the common second moment  $\Sigma = \mathbb{E}\mathbf{W}_{i,\cdot}^T \mathbf{W}_{i,\cdot}$  with the average second moment for all rows,  $\Sigma = \frac{1}{N} \sum_{i=1}^N \mathbb{E}\mathbf{W}_{i,\cdot}^T \mathbf{W}_{i,\cdot}$ , i.e., redefining  $\Sigma$ ). Note that  $\|\Sigma^\circ(\delta_1)\| = \|\mathbb{E}\mathbf{W}^\circ(\delta_1)^T \mathbf{W}^\circ(\delta_1)\| \leq \|\mathbb{E}\mathbf{W}^T \mathbf{W}\|$ . Now we define  $\tilde{E}_1(s)$  parameterized by  $s > 0$  as

$$\tilde{E}_1(s; \delta_1) := \left\{ \|\mathbf{W}^\circ(\delta_1)\| > \|\mathbb{E}\mathbf{W}^T \mathbf{W}\|^{1/2} + s\sqrt{t_0(\delta_1)} \right\}.$$

If we pick  $s = \left( \frac{1+\delta_1}{c} \log(Np) \right)^{1/2}$ , then  $E_1(\delta_1) = \tilde{E}_1(s; \delta_1)$  and

$$\mathbb{P}(E_1(\delta_1)^c) \leq p \exp(-cs^2) = p \exp(-(1+\delta_1) \log(Np)) = \frac{1}{N^{1+\delta_1} p^{\delta_1}}.$$

Next, we observe that  $\|\mathbf{W}^\times(\delta_1)\|_F = 0$  if and only if  $\mathbf{W}^\times(\delta_1) = 0$ . If  $\mathbf{W}^\times(\delta_1) \neq 0$ , then  $\max_{i \in [n]} \|\mathbf{W}_{i,\cdot}\|_2^2 > t_0(\delta_1)$ . Therefore,

$$\mathbb{P}(E_2^c) \leq \frac{1}{N^{1+\delta_1} p^{2+\delta_1}}$$

by the analysis in Step 1; see (30).

**Step 4: concluding the proof.** For any given  $\delta_1 > 0$ ,

$$\mathbb{P} \left( \|\mathbf{W}\| > \|\mathbb{E}\mathbf{W}^T \mathbf{W}\|^{1/2} + \sqrt{\frac{1+\delta_1}{c} t_0(\delta_1) \log(Np)} \mid E_1(\delta_1) \cap E_2(\delta_1) \right) = 0.$$

by (31), (32), and (33). By the law of total probability and the union bound,

$$\begin{aligned} & \mathbb{P} \left( \|\mathbf{W}\| > \|\mathbb{E}\mathbf{W}^T \mathbf{W}\|^{1/2} + \sqrt{\frac{1+\delta_1}{c} t_0(\delta_1) \log(Np)} \right) \\ & \leq \mathbb{P} \left( \|\mathbf{W}\| > \|\mathbb{E}\mathbf{W}^T \mathbf{W}\|^{1/2} + \sqrt{\frac{1+\delta_1}{c} t_0(\delta_1) \log(Np)} \mid E_1(\delta_1) \cap E_2(\delta_1) \right) \\ & \quad + \mathbb{P}(E_1(\delta)^c) + \mathbb{P}(E_2(\delta)^c) \\ & \leq \frac{1}{N^{1+\delta_1} p^{\delta_1}} + \frac{1}{N^{1+\delta_1} p^{2+\delta_1}} \\ & \leq \frac{2}{N^{1+\delta_1} p^{\delta_1}}. \end{aligned}$$

This completes the proof. ■

### E.3. Proof of Lemma 31

#### E.3.1. AUXILIARY LEMMAS

**Lemma 32** Suppose that  $X \in \mathbb{R}^n$  and  $P \in \{0, 1\}^n$  are random vectors. Then for any  $\alpha \geq 1$ ,

$$\|X \circ P\|_{\psi_\alpha} \leq \|X\|_{\psi_\alpha}.$$

**Proof** Given a deterministic binary vector  $P_0 \in \{0, 1\}^n$ , let  $I_{P_0} = \{i \in [n] : Q_i = 1\}$ . Observe that

$$X \circ P_0 = \sum_{i \in I_{P_0}} e_i e_i^T X.$$

Here,  $\circ$  denotes the Hadamard product (entrywise product) of two matrices. By definition of the  $\psi_\alpha$ -norm,

$$\|X\|_{\psi_\alpha} = \sup_{u \in \mathbb{S}^{n-1}} \|u^T X\|_{\psi_\alpha} = \sup_{u \in \mathbb{S}^{n-1}} \inf \left\{ t > 0 : \mathbb{E}_X \left[ \exp(|u^T X|^\alpha / t^\alpha) \right] \leq 2 \right\}.$$

Let  $u_0 \in \mathbb{S}^{n-1}$  denote the maximum-achieving unit vector (such  $u_0$  exists because  $\inf\{\dots\}$  is continuous with respect to  $u$  and  $\mathbb{S}^{n-1}$  is compact). Then,

$$\begin{aligned} \|X \circ P\|_{\psi_\alpha} &= \sup_{u \in \mathbb{S}^{n-1}} \|u^T X \circ P\|_{\psi_\alpha} \\ &= \sup_{u \in \mathbb{S}^{n-1}} \inf \left\{ t > 0 : \mathbb{E}_{X,P} \left[ \exp(|u^T X \circ P|^\alpha / t^\alpha) \right] \leq 2 \right\} \\ &= \sup_{u \in \mathbb{S}^{n-1}} \inf \left\{ t > 0 : \mathbb{E}_P \left[ \mathbb{E}_X \left[ \exp(|u^T X \circ P|^\alpha / t^\alpha) \mid P \right] \right] \leq 2 \right\} \end{aligned}$$

$$\begin{aligned}
 &= \sup_{u \in \mathbb{S}^{n-1}} \inf \left\{ t > 0 : \mathbb{E}_P \left[ \mathbb{E}_X \left[ \exp \left( \left| u^T \sum_{i \in I_P} e_i e_i^T X \right|^\alpha / t^\alpha \right) \middle| P \right] \right] \leq 2 \right\} \\
 &= \sup_{u \in \mathbb{S}^{n-1}} \inf \left\{ t > 0 : \mathbb{E}_P \left[ \mathbb{E}_X \left[ \exp \left( \left| \left( \sum_{i \in I_P} e_i e_i^T u \right)^T X \right|^\alpha / t^\alpha \right) \middle| P \right] \right] \leq 2 \right\}.
 \end{aligned}$$

For any  $u \in \mathbb{S}^{n-1}$  and  $P_0 \in \{0, 1\}^n$ , observe that

$$\mathbb{E}_X \left[ \exp \left( \left| \left( \sum_{i \in I_P} e_i e_i^T u \right)^T X \right|^\alpha / t^\alpha \right) \middle| P = P_0 \right] \leq \mathbb{E}_X \left[ \exp \left( |u_0^T X|^\alpha / t^\alpha \right) \right].$$

Therefore, taking supremum over  $u \in \mathbb{S}^{n-1}$ , we obtain

$$\|X \circ P\|_{\psi_\alpha} \leq \|X\|_{\psi_\alpha}.$$

■

**Lemma 33** *Let  $X$  be a mean-zero,  $\psi_\alpha$ -random variable for some  $\alpha \geq 1$ . Then for  $|\lambda| \leq \frac{1}{C\|X\|_{\psi_\alpha}}$ ,*

$$\mathbb{E} \exp(\lambda X) \leq \exp \left( C\lambda^2 \|X\|_{\psi_\alpha}^2 \right).$$

**Proof** See ?, Section 2.7. ■

**Lemma 34** *Let  $X_1, \dots, X_n$  be independent random variables with mean zero. For  $\alpha \geq 1$ ,*

$$\left\| \sum_{i=1}^n X_i \right\|_{\psi_\alpha} \leq C \left( \sum_{i=1}^n \|X_i\|_{\psi_\alpha}^2 \right)^{1/2}.$$

**Proof** Immediate by Lemma 33. ■

### E.3.2. PROOF OF LEMMA 31

**Proof** Let  $\mathbf{P} \in \{0, 1\}^{N \times p}$  denote a random matrix whose entries are i.i.d. random variables that take value 1 with probability  $\rho$  and 0 otherwise. Note that  $\mathbf{Z}_{i,\cdot} = \mathbf{X}_{i,\cdot} \circ \mathbf{P}_{i,\cdot}$ , when Property 2.4 is assumed and  $\star$  is identified with 0. By triangle inequality,

$$\begin{aligned}
 \|\mathbf{Z}_{i,\cdot} - \rho \mathbf{A}_{i,\cdot}\|_{\psi_\alpha} &= \|\mathbf{X}_{i,\cdot} \circ \mathbf{P}_{i,\cdot} - \rho \mathbf{A}_{i,\cdot}\|_{\psi_\alpha} \\
 &= \|(\mathbf{X}_{i,\cdot} \circ \mathbf{P}_{i,\cdot}) - (\mathbf{A}_{i,\cdot} \circ \mathbf{P}_{i,\cdot}) - \rho \mathbf{A}_{i,\cdot} + (\mathbf{A}_{i,\cdot} \circ \mathbf{P}_{i,\cdot})\|_{\psi_\alpha} \\
 &\leq \|(\mathbf{X}_{i,\cdot} - \mathbf{A}_{i,\cdot}) \circ \mathbf{P}_{i,\cdot}\|_{\psi_\alpha} + \|(\mathbf{A}_{i,\cdot} \circ \mathbf{P}_{i,\cdot}) - \rho \mathbf{A}_{i,\cdot}\|_{\psi_\alpha}.
 \end{aligned}$$

By definition of  $\mathbf{X}$ , Property 2.5, and Lemma 32, we have that

$$\|(\mathbf{X}_{i,\cdot} - \mathbf{A}_{i,\cdot}) \circ \mathbf{P}_{i,\cdot}\|_{\psi_\alpha} \leq \|\mathbf{X}_{i,\cdot} - \mathbf{A}_{i,\cdot}\|_{\psi_\alpha} = \|\eta_{i,\cdot}\|_{\psi_\alpha} \leq CK_\alpha.$$

Moreover, Property 2.1 and the i.i.d. property of  $\mathbf{P}_{i,j}$  for different  $j$  gives

$$\begin{aligned} \|(\mathbf{A}_{i,\cdot} \circ \mathbf{P}_{i,\cdot}) - \rho \mathbf{A}_{i,\cdot}\|_{\psi_\alpha} &= \sup_{u \in \mathbb{S}^{p-1}} \left\| \sum_{j=1}^p u_j \mathbf{A}_{i,j} (\mathbf{P}_{i,j} - \rho) \right\|_{\psi_\alpha} \\ &\leq \sup_{u \in \mathbb{S}^{p-1}} \left( \sum_{j=1}^p u_j^2 \|\mathbf{A}_{i,j} (\mathbf{P}_{i,j} - \rho)\|_{\psi_\alpha}^2 \right)^{1/2} \\ &\leq \left( \sup_{u \in \mathbb{S}^{p-1}} \sum_j u_j^2 \max_{j \in [p]} |\mathbf{A}_{i,j}|^2 \right)^{1/2} \|\mathbf{P}_{1,1} - \rho\|_{\psi_\alpha} \\ &\leq \Gamma \|\mathbf{P}_{1,1} - \rho\|_{\psi_\alpha}. \end{aligned}$$

The first inequality follows from Lemma 34, the second inequality is immediate, and the last inequality follows from Property 2.1. Lastly,  $\|\mathbf{P}_{1,1} - \rho\|_{\psi_\alpha} \leq C$  because  $\mathbf{P}_{1,1} - \rho$  is a bounded random variable in  $[-\rho, 1 - \rho]$ .  $\blacksquare$

## Appendix F. Proof of Lemma 7

To bound the error in estimation of HSVT,  $\mathbf{Z}^{HSVT,k}$  with thresholding at  $k$ th singular value, and underlying covariate matrix  $\mathbf{A}$  with respect to  $\|\cdot\|_{2,\infty}$  matrix norm, we shall start by presenting Lemma 35 which bounds  $\|\mathbf{Z}^{HSVT,k} - \mathbf{A}\|_{2,\infty}$  as a function of few quantities. Next, we bound these quantities with high probability in our setting through help of sequence of results including the spectral norm bound stated in Theorem 28. We conclude the proof of Lemma 7 and subsequently proofs of helper results on our way.

**Notation.** Consider a matrix  $\mathbf{B} \in \mathbb{R}^{N \times p}$  such that  $\mathbf{B} = \sum_{i=1}^{N \wedge p} \sigma_i(\mathbf{B}) x_i x_i^T$ . With a specific choice of  $\lambda \geq 0$ , we can define a function  $\varphi_\lambda^{\mathbf{B}} : \mathbb{R}^N \rightarrow \mathbb{R}^N$  as follows: for any vector  $w \in \mathbb{R}^N$ ,

$$\varphi_\lambda^{\mathbf{B}}(w) = \sum_{i=1}^{N \wedge p} \mathbb{1}(\sigma_i(\mathbf{B}) \geq \lambda) x_i x_i^T w. \quad (34)$$

Note that  $\varphi_\lambda^{\mathbf{B}}$  is a linear operator and it depends on the tuple  $(\mathbf{B}, \lambda)$ ; more precisely, the singular values and the left singular vectors of  $\mathbf{B}$ , as well as the threshold  $\lambda$ . If  $\lambda = 0$ , then we will adopt the shorthand notation:  $\varphi^{\mathbf{B}} = \varphi_0^{\mathbf{B}}$ .

### F.1. Helper Lemmas for the Proof of Lemma 7

**Lemma 35** *Suppose that*

1.  $\|\mathbf{Z} - \rho \mathbf{A}\| \leq \Delta$  for some  $\Delta \geq 0$ ,
2.  $\frac{1}{\varepsilon} \rho \leq \hat{\rho} \leq \varepsilon \rho$  for some  $\varepsilon \geq 1$ .

Let  $\widehat{\mathbf{A}} = \mathbf{Z}^{HSVT,k}$ ,  $\mathbf{A}^k = HSVT_{\tau_k}(\mathbf{A})$  and  $\mathbf{E} = \mathbf{A} - \mathbf{A}^k$ . Then for any  $j \in [p]$ ,

$$\begin{aligned} \left\| \widehat{\mathbf{A}}_{\cdot,j} - \mathbf{A}_{\cdot,j} \right\|_2^2 &\leq \frac{4\varepsilon^2}{\rho^2} \frac{\Delta^2}{\rho^2(\tau_k - \tau_{k+1})^2} \left\| \mathbf{Z}_{\cdot,j} - \rho \mathbf{A}_{\cdot,j} \right\|_2^2 \\ &\quad + \frac{4\varepsilon^2}{\rho^2} \left\| \varphi^{\mathbf{A}^k}(\mathbf{Z}_{\cdot,j} - \rho \mathbf{A}_{\cdot,j}) \right\|_2^2 + 2(\varepsilon - 1)^2 \left\| \mathbf{A}_{\cdot,j} \right\|_2^2 \\ &\quad + \frac{2\Delta^2}{\rho^2(\tau_k - \tau_{k+1})^2} \left\| \mathbf{A}_{\cdot,j}^k \right\|_2^2 + 2 \left\| \mathbf{E}_{\cdot,j} \right\|_2^2. \end{aligned}$$

### F.1.1. HIGH PROBABILITY EVENTS FOR CONDITIONING

We define the following four events:

$$\begin{aligned} \mathcal{E}_1 &:= \left\{ \left\| \mathbf{Z} - \rho \mathbf{A} \right\| \leq \sqrt{N\rho} \sqrt{\rho\gamma^2 + (1-\rho)\Gamma^2} \right. \\ &\quad \left. + 2C(\alpha) \sqrt{p}(K_\alpha + \Gamma) \left( 1 + 9 \log(Np) \right)^{\frac{1}{\alpha}} \sqrt{\log(Np)} \right\} \\ \mathcal{E}_2 &:= \left\{ \left( 1 - \sqrt{\frac{20 \log(Np)}{Np\rho}} \right) \rho \leq \widehat{\rho} \leq \frac{1}{1 - \sqrt{\frac{20 \log(Np)}{Np\rho}}} \rho \right\} \\ \mathcal{E}_3 &:= \left\{ \max_{j \in [p]} \left\| \mathbf{Z}_{\cdot,j} - \rho \mathbf{A}_{\cdot,j} \right\|_2^2 \leq 11C(K_\alpha + \Gamma)^2 N \log^{\frac{2}{\alpha}}(Np) \right\} \\ \mathcal{E}_4 &:= \left\{ \max_{j \in [p]} \left\| \varphi^{\mathbf{A}^k}(\mathbf{Z}_{\cdot,j} - \rho \mathbf{A}_{\cdot,j}) \right\|_2^2 \leq 11C(K_\alpha + \Gamma)^2 r \log^{\frac{2}{\alpha}}(Np) \right\}. \end{aligned}$$

Here,  $C(\alpha)$  is the same absolute constant that appears in Theorem 28, and  $C > 0$  is an absolute constant.

**Observation 1:**  $\mathcal{E}_1$  occurs with high probability.

**Lemma 36** Suppose that Properties 2.1, 2.5 for  $\alpha \geq 1$ , and 2.4 hold. Then for any  $\delta_1 > 0$ ,

$$\begin{aligned} \left\| \mathbf{Z} - \rho \mathbf{A} \right\| &\leq \sqrt{N\rho} \sqrt{\rho\gamma^2 + (1-\rho)\Gamma^2} \\ &\quad + C(\alpha) \sqrt{1 + \delta_1} \sqrt{p}(K_\alpha + \Gamma) \left( 1 + (2 + \delta_1) \log(Np) \right)^{\frac{1}{\alpha}} \sqrt{\log(Np)} \end{aligned}$$

with probability at least  $1 - \frac{2}{N^{1+\delta_1} p^{\delta_1}}$ ;  $C(\alpha) > 0$  is an absolute constant that depends only on  $\alpha$ .

**Remark 37** By letting  $\delta_1 = 10$  in Lemma 36, we have that  $\mathbb{P}(\mathcal{E}_1^c) \leq \frac{2}{N^{10} p^{10}}$ .

**Observation 2:**  $\mathcal{E}_2$  occurs with high probability.

**Lemma 38** Suppose that Property 2.4 holds. Then for any  $\varepsilon > 1$ ,

$$\mathbb{P} \left( \frac{1}{\varepsilon} \rho \leq \widehat{\rho} \leq \varepsilon \rho \right) \geq 1 - 2 \exp \left( - \frac{(\varepsilon - 1)^2}{2\varepsilon^2} Np\rho \right).$$

**Remark 39** Let  $\varepsilon = \left( 1 - \sqrt{\frac{20 \log(Np)}{Np\rho}} \right)^{-1}$  in Lemma 38. Then,  $\mathbb{P}(\mathcal{E}_2^c) \leq \frac{2}{N^{10} p^{10}}$ .

**Observation 3:**  $\mathcal{E}_3$  and  $\mathcal{E}_4$  occur with high probability.

**Lemma 40** Suppose Properties 2.1, 2.5, and 2.4 hold. Then,

$$\mathbb{P}(\mathcal{E}_3^c) \leq \frac{2}{N^{10}p^{10}}.$$

**Lemma 41** Suppose properties 2.1, 2.5, and 2.4 hold. Then,

$$\mathbb{P}(\mathcal{E}_4^c) \leq \frac{2}{N^{10}p^{10}}.$$

## F.2. Completing Proof of Lemma 7

**Proof** [Proof of Lemma 7] Recall that our goal is to establish

$$\mathbb{E}[\|\mathbf{Z}^{\text{HSVT},k} - \mathbf{A}\|_{2,\infty}^2] \leq \frac{C(K_\alpha^2 + \Gamma^2)}{\rho^2} \left( k + \frac{N\Delta^2}{\rho^2(\tau_k - \tau_{k+1})^2} \right) \log^{\frac{2}{\alpha}} Np + 2\|\mathbf{A}^k - \mathbf{A}\|_{2,\infty}^2,$$

where  $C > 0$  is a universal constant. To that end, define  $E \triangleq \mathcal{E}_1 \cap \mathcal{E}_2 \cap \mathcal{E}_3 \cap \mathcal{E}_4$ . By Lemmas 36, 38, 40 and 41, it follows that

$$\mathbb{P}(E^c) \leq \mathbb{P}(\mathcal{E}_1^c \cup \mathcal{E}_2^c \cup \mathcal{E}_3^c \cup \mathcal{E}_4^c) \leq \frac{8}{N^{10}p^{10}}.$$

Observe (with  $\hat{\mathbf{A}} = \mathbf{Z}^{\text{HSVT},k}$ ),

$$\begin{aligned} \mathbb{E}[\|\hat{\mathbf{A}} - \mathbf{A}\|_{2,\infty}^2] &= \mathbb{E} \max_{j \in [p]} \left\| \hat{\mathbf{A}}_{\cdot,j} - \mathbf{A}_{\cdot,j} \right\|_2^2 \\ &= \mathbb{E} \left[ \max_{j \in [p]} \left\| \hat{\mathbf{A}}_{\cdot,j} - \mathbf{A}_{\cdot,j} \right\|_2^2 \cdot \mathbb{1}(E) \right] + \mathbb{E} \left[ \max_{j \in [p]} \left\| \hat{\mathbf{A}}_{\cdot,j} - \mathbf{A}_{\cdot,j} \right\|_2^2 \cdot \mathbb{1}(E^c) \right]. \end{aligned} \quad (35)$$

In the rest of the proof, we upper bound the two terms in (35) separately.

**Upper bound on the first term in (35).** Under event  $E$ , from Lemma 35, we have

$$\max_{j \in [p]} \left\| \hat{\mathbf{A}}_{\cdot,j} - \mathbf{A}_{\cdot,j} \right\|_2^2 \leq \frac{C(K_\alpha + \Gamma)^2}{\rho^2} \left( \frac{\Delta^2 N}{\rho^2(\tau_r - \tau_{r+1})^2} + r \right) \log^{\frac{2}{\alpha}}(Np) + 2 \max_{j \in [p]} \|\mathbf{E}_{\cdot,j}\|_2^2.$$

where  $C > 0$  is an absolute constant. To see this, note that  $\varepsilon^2 \leq 10$  since  $\rho \geq \frac{64 \log(Np)}{Np}$ ;  $\|\mathbf{A}_j^k\|_2^2 \leq \|\mathbf{A}_j\|_2^2 \leq \Gamma^2 N$ , again appealing to the contraction property of the HSVT operator (refer to Lemma 45 and Property 2.1). Since  $\mathbb{P}(E) \leq 1$ , it follows that

$$\mathbb{E} \left[ \max_{j \in [p]} \left\| \hat{\mathbf{A}}_{\cdot,j} - \mathbf{A}_{\cdot,j} \right\|_2^2 \cdot \mathbb{1}(E) \right] \leq \frac{C(K_\alpha + \Gamma)^2}{\rho^2} \left( \frac{\Delta^2 N}{\rho^2(\tau_r - \tau_{r+1})^2} + r \right) \log^{\frac{2}{\alpha}}(Np) + 2 \max_{j \in [p]} \|\mathbf{E}_{\cdot,j}\|_2^2. \quad (36)$$

**Upper bound on the second term in (35).** To begin with, we note that for any  $j \in [p]$ ,

$$\|\hat{\mathbf{A}}_{\cdot,j} - \mathbf{A}_{\cdot,j}\|_2 \leq \|\hat{\mathbf{A}}_{\cdot,j}\|_2 + \|\mathbf{A}_{\cdot,j}\|_2$$

by triangle inequality. By the model assumption, the covariates are bounded (Property 2.1) and  $\|\mathbf{A}_{\cdot,j}\|_2 \leq \Gamma\sqrt{N}$  for all  $j \in [p]$ . By definition, for any  $j \in [p]$ ,

$$\hat{\mathbf{A}}_{\cdot,j} = \frac{1}{\hat{\rho}} \text{HSVT}_{\lambda}(\mathbf{Z})_{\cdot,j}$$

for a given threshold  $\lambda = s_k$ , the  $k$ th singular value of  $\mathbf{Z}$ . Therefore,

$$\|\hat{\mathbf{A}}_{\cdot,j}\|_2 = \frac{1}{\hat{\rho}} \|\text{HSVT}_{\lambda}(\mathbf{Z})_{\cdot,j}\|_2 \stackrel{(a)}{\leq} Np \|\text{HSVT}_{\lambda}(\mathbf{Z})_{\cdot,j}\|_2 \stackrel{(b)}{\leq} Np \|\mathbf{Z}_{\cdot,j}\|_2.$$

Here, (a) follows from  $\hat{\rho} \geq \frac{1}{Np}$ ; and (b) follows from Lemma 45 – the HSVT operator is a contraction on the columns.

$$\begin{aligned} \max_{j \in [p]} \|\hat{\mathbf{A}}_{\cdot,j} - \mathbf{A}_{\cdot,j}\|_2 &\leq \max_{j \in [p]} \|\hat{\mathbf{A}}_{\cdot,j}\|_2 + \max_{j \in [p]} \|\mathbf{A}_{\cdot,j}\|_2 \\ &\leq Np \max_{j \in [p]} \|\mathbf{Z}_{\cdot,j}\|_2 + \Gamma\sqrt{N} \\ &\leq (N^{\frac{3}{2}}p + \sqrt{N})\Gamma + N^{\frac{3}{2}}p \max_{ij} |\eta_{ij}| \\ &\leq 2N^{\frac{3}{2}}p \left( \Gamma + \max_{ij} |\eta_{ij}| \right) \end{aligned} \quad (37)$$

because  $\max_{j \in [p]} \|\mathbf{Z}_{\cdot,j}\|_2 \leq \sqrt{N} \max_{i,j} |Z_{ij}| \leq \sqrt{N} \max_{i,j} |A_{ij} + \eta_{ij}| \leq \sqrt{N}(\Gamma + \max_{i,j} |\eta_{ij}|)$ . Now we apply Cauchy-Schwarz inequality on  $\mathbb{E}[\max_{j \in [p]} \|\hat{\mathbf{A}}_{\cdot,j} - \mathbf{A}_{\cdot,j}\|_2^2 \cdot \mathbb{1}(E^c)]$  to obtain

$$\begin{aligned} \mathbb{E} \left[ \max_{j \in [p]} \|\hat{\mathbf{A}}_{\cdot,j} - \mathbf{A}_{\cdot,j}\|_2^2 \cdot \mathbb{1}(E^c) \right] &\leq \mathbb{E} \left[ \max_{j \in [p]} \|\hat{\mathbf{A}}_{\cdot,j} - \mathbf{A}_{\cdot,j}\|_2^4 \right]^{\frac{1}{2}} \cdot \mathbb{E} \left[ \mathbb{1}(E^c) \right]^{\frac{1}{2}} \\ &= \mathbb{E} \left[ \max_{j \in [p]} \|\hat{\mathbf{A}}_{\cdot,j} - \mathbf{A}_{\cdot,j}\|_2^4 \right]^{\frac{1}{2}} \cdot \mathbb{P}(E^c)^{\frac{1}{2}} \\ &\stackrel{(a)}{\leq} 4N^3p^2 \mathbb{E} \left[ \left( \Gamma + \max_{ij} |\eta_{ij}| \right)^4 \right]^{\frac{1}{2}} \cdot \mathbb{P}(E^c)^{\frac{1}{2}} \\ &\stackrel{(b)}{\leq} 8\sqrt{2}N^3p^2 \left( \Gamma^4 + \mathbb{E}[\max_{ij} |\eta_{ij}|^4] \right)^{\frac{1}{2}} \cdot \mathbb{P}(E^c)^{\frac{1}{2}} \\ &\stackrel{(c)}{\leq} 8\sqrt{2}N^3p^2 \left( \Gamma^2 + \mathbb{E}[\max_{ij} |\eta_{ij}|^4]^{\frac{1}{2}} \right) \cdot \mathbb{P}(E^c)^{\frac{1}{2}}. \end{aligned} \quad (38)$$

Here, (a) follows from (37); and (b) follows from Jensen's inequality:

$$\begin{aligned} \mathbb{E} \left[ \left( \Gamma + \max_{ij} |\eta_{ij}| \right)^4 \right] &= \mathbb{E} \left[ \left( \frac{1}{2}(2\Gamma + 2\max_{ij} |\eta_{ij}|) \right)^4 \right] \leq \mathbb{E} \left[ \frac{1}{2} \left( (2\Gamma)^4 + (2\max_{ij} |\eta_{ij}|)^4 \right) \right] \\ &= 8\mathbb{E} \left[ \Gamma^4 + \max_{ij} |\eta_{ij}|^4 \right] = 8 \left( \Gamma^4 + \mathbb{E}[\max_{ij} |\eta_{ij}|^4] \right); \end{aligned}$$



and (c) follows from the trivial inequality:  $\sqrt{A+B} \leq \sqrt{A} + \sqrt{B}$  for any  $A, B \geq 0$ .

Now it remains to find an upper bound for  $\mathbb{E}[\max_{ij} |\eta_{ij}|^4]$ . Note that for any  $\alpha > 0$  and  $\theta \geq 1$ ,  $\eta_{ij}$  being a  $\psi_\alpha$ -random variable implies that  $|\eta_{ij}|^\theta$  is a  $\psi_{\alpha/\theta}$ -random variable. With the choice of  $\theta = 4$ , we have that

$$\mathbb{E} \max_{ij} |\eta_{ij}|^4 \leq C' K_\alpha^4 \log^{\frac{4}{\alpha}}(Np) \quad (39)$$

for some  $C' > 0$  by Lemma 22 (also see Remark 23). Inserting (39) to (38) yields

$$\begin{aligned} \mathbb{E} \left[ \max_{j \in [p]} \|\hat{\mathbf{A}}_{\cdot, j} - \mathbf{A}_{\cdot, j}\|_2^2 \cdot \mathbb{1}(\mathcal{E}^c) \right] &\leq 8\sqrt{2}N^3p^2 \left( \Gamma^2 + C'^{1/2} K_\alpha^2 \log^{\frac{2}{\alpha}}(Np) \right) \cdot \mathbb{P}(E^c)^{\frac{1}{2}} \\ &\stackrel{(a)}{\leq} 32 \left( \Gamma^2 + C'^{1/2} K_\alpha^2 \log^{\frac{2}{\alpha}}(Np) \right) \frac{1}{N^2 p^2}, \end{aligned} \quad (40)$$

where (a) follows from recalling that  $\mathbb{P}(E^c) \leq 8/N^{10}p^{10}$ .

**Concluding the Proof.** Thus, combining (36) and (40) in (35) and noticing that term in (40) is smaller order term than that in (36), by defining appropriate constant  $C > 0$ , we obtain the desired bound:

$$\begin{aligned} \mathbb{E}[\|\hat{\mathbf{A}} - \mathbf{A}\|_{2,\infty}^2] &\leq \frac{C(K_\alpha + \Gamma)^2}{\rho^2} \left( \frac{\Delta^2 N}{\rho^2(\tau_r - \tau_{r+1})^2} + r \right) \log^{\frac{2}{\alpha}}(Np) + 2 \max_{j \in [p]} \|\mathbf{E}_{\cdot, j}\|_2^2 \\ &\quad + \frac{C}{N^2 p^2} \left( \Gamma^2 + K_\alpha^2 \log^{\frac{2}{\alpha}}(Np) \right), \end{aligned}$$

with

$$\Delta = \sqrt{N\rho} \sqrt{\rho\gamma^2 + (1-\rho)\Gamma^2} + 2C(\alpha)\sqrt{p}(K_\alpha + \Gamma) \left( 1 + 9 \log(Np) \right)^{\frac{1}{\alpha}} \sqrt{\log(Np)}.$$

■

### F.3. Proof of the Helper Lemmas

#### F.3.1. SOME OBSERVATIONS ON HSVT OPERATOR

First of all, we observe the interlacing of the singular values.

**Lemma 42** *Given covariate matrix  $\mathbf{A} \in \mathbb{R}^{N \times p}$  and its noisy observation with missing values,  $\mathbf{Z} \in \mathbb{R}^{N \times p}$ , let  $2\|\mathbf{Z} - \rho\mathbf{A}\| < \rho(\tau_k - \tau_{k+1})$  where  $\tau_i$  is  $i$ th singular value of  $\mathbf{A}$  for  $i \in [N]$ . Then,*

$$s_{k+1} \leq \rho\tau_{k+1} + \|\mathbf{Z} - \rho\mathbf{A}\| < \rho\tau_k - \|\mathbf{Z} - \rho\mathbf{A}\| \leq s_k,$$

where  $s_i$  is the  $i$ th singular value of  $\mathbf{Z}$  for  $i \in [N]$ .

**Proof** We may write

$$\mathbf{Z} = \rho\mathbf{A} + (\mathbf{Z} - \rho\mathbf{A}).$$

Recall that  $s_i$  are the singular values of  $\mathbf{Z}$ . Then, from Weyl's inequality as in Lemma 24 the result follows immediately. ■

Next, we observe that the function  $\varphi_\lambda^{\mathbf{B}} : \mathbb{R}^N \rightarrow \mathbb{R}^N$  defined in (34) is actually the operator acting on the column spaces, which is induced by HSVT.

**Lemma 43** *Let  $\mathbf{B} \in \mathbb{R}^{N \times p}$  and  $\lambda \geq 0$  be given. Then for any  $j \in [p]$ ,*

$$\varphi_\lambda^{\mathbf{B}}(\mathbf{B}_{\cdot,j}) = \text{HSVT}_\lambda(\mathbf{B})_{\cdot,j}.$$

**Proof** By (34) and the orthonormality of the left singular vectors,

$$\begin{aligned} \varphi_\lambda^{\mathbf{B}}(\mathbf{B}_{\cdot,j}) &= \sum_{i=1}^{N \wedge p} \mathbb{1}(\sigma_i(\mathbf{B}) \geq \lambda) x_i x_i^T \mathbf{B}_{\cdot,j} = \sum_{i=1}^{N \wedge p} \mathbb{1}(\sigma_i(\mathbf{B}) \geq \lambda) x_i x_i^T \left( \sum_{i'=1}^{N \wedge p} \sigma_{i'}(\mathbf{B}) x_{i'} y_{i'} \right)_{\cdot,j} \\ &= \sum_{i,i'=1}^{N \wedge p} \sigma_{i'}(\mathbf{B}) \mathbb{1}(\sigma_i(\mathbf{B}) \geq \lambda) x_i x_i^T x_{i'} (y_{i'})_j = \sum_{i,i'=1}^{N \wedge p} \sigma_{i'}(\mathbf{B}) \mathbb{1}(\sigma_i(\mathbf{B}) \geq \lambda) x_i \delta_{ii'} (y_{i'})_j \\ &= \sum_{i=1}^{N \wedge p} \mathbb{1}(\sigma_i(\mathbf{B}) \geq \lambda^*) \sigma_i x_i (y_i)_j \\ &= \text{HSVT}_\lambda(\mathbf{B})_{\cdot,j}. \end{aligned}$$

This completes the proof. ■

**Remark 44** *Suppose we have missing data. Then the estimator  $\hat{\mathbf{A}}$  has the following representation:*

$$\hat{\mathbf{A}} = \frac{1}{\hat{\rho}} \text{HSVT}_{\lambda^*}(\mathbf{Z}) = \frac{1}{\hat{\rho}} \sum_{i=1}^{N \wedge p} s_i \mathbb{1}(s_i \geq \lambda^*) \cdot u_i v_i^T.$$

By Lemma 43, we note that

$$\hat{\mathbf{A}}_{\cdot,j} = \frac{1}{\hat{\rho}} \varphi_{\lambda^*}^{\mathbf{Z}}(\mathbf{Z}_{\cdot,j}). \quad (41)$$

Lastly, we remark that the column operator induced by HSVT is a contraction.

**Lemma 45** *Let  $\mathbf{B} \in \mathbb{R}^{N \times p}$  and  $\lambda \geq 0$  be given. Then for any  $j \in [p]$ ,*

$$\left\| \text{HSVT}_\lambda(\mathbf{B})_{\cdot,j} \right\|_2 \leq \left\| \mathbf{B}_{\cdot,j} \right\|_2.$$

**Proof** By (34) and Lemma 43, we have

$$\begin{aligned} \left\| \text{HSVT}_\lambda(\mathbf{B})_{\cdot,j} \right\|_2^2 &= \left\| \varphi_\lambda^{\mathbf{B}}(\mathbf{B}_{\cdot,j}) \right\|_2^2 = \left\| \sum_{i=1}^{N \wedge p} \mathbb{1}(\sigma_i(\mathbf{B}) \geq \lambda) \cdot x_i x_i^T \cdot \mathbf{B}_{\cdot,j} \right\|_2^2 \\ &\stackrel{(a)}{=} \sum_{i=1}^{N \wedge p} \left\| \mathbb{1}(\sigma_i(\mathbf{B}) \geq \lambda) \cdot x_i x_i^T \cdot \mathbf{B}_{\cdot,j} \right\|_2^2 \leq \sum_{i=1}^{N \wedge p} \left\| x_i x_i^T \cdot \mathbf{B}_{\cdot,j} \right\|_2^2 \end{aligned}$$

$$\stackrel{(b)}{=} \left\| \sum_{i=1}^{N \wedge p} x_i x_i^T \cdot \mathbf{B}_{:,j} \right\|_2^2 = \|\mathbf{B}_{:,j}\|_2^2.$$

Note that (a) and (b) use the orthonormality of the left singular vectors. ■

### F.3.2. PROOF OF LEMMA 35

**Proof** First, we recall two conditions assumed in the Lemma that will be used in the proof:

1.  $\|\mathbf{Z} - \rho \mathbf{A}\| \leq \Delta$  for some  $\Delta \geq 0$ .
2.  $\frac{1}{\varepsilon} \rho \leq \hat{\rho} \leq \varepsilon \rho$  for some  $\varepsilon \geq 1$ .

We will use notation  $\lambda^* = s_k$ , the  $k$ th singular value of  $\mathbf{Z}$  for simplicity. We prove our Lemma in three steps.

**Step 1.** Fix a column index  $j \in [p]$ . Observe that

$$\hat{\mathbf{A}}_{:,j} - \mathbf{A}_{:,j} = \left( \hat{\mathbf{A}}_{:,j} - \varphi_{\lambda^*}^{\mathbf{Z}}(\mathbf{A}_{:,j}) \right) + \left( \varphi_{\lambda^*}^{\mathbf{Z}}(\mathbf{A}_{:,j}) - \mathbf{A}_{:,j} \right).$$

By choice,  $\text{rank}(\hat{\mathbf{A}}) = k$ . By definition (see (34)), we have that  $\varphi_{\lambda^*}^{\mathbf{Z}} : \mathbb{R}^N \rightarrow \mathbb{R}^N$  is the projection operator onto the span of the top  $k$  left singular vectors of  $\mathbf{Z}$ , namely,  $\text{span}\{u_1, \dots, u_k\}$ . Therefore,

$$\varphi_{\lambda^*}^{\mathbf{Z}}(\mathbf{A}_{:,j}) - \mathbf{A}_{:,j} \in \text{span}\{u_1, \dots, u_k\}^\perp$$

and by (41) (using Lemma 43),

$$\hat{\mathbf{A}}_{:,j} - \varphi_{\lambda^*}^{\mathbf{Z}}(\mathbf{A}_{:,j}) = \frac{1}{\hat{\rho}} \varphi_{\lambda^*}^{\mathbf{Z}}(\mathbf{Z}_{:,j}) - \varphi_{\lambda^*}^{\mathbf{Z}}(\mathbf{A}_{:,j}) \in \text{span}\{u_1, \dots, u_k\}.$$

Hence,  $\langle \hat{\mathbf{A}}_{:,j} - \varphi_{\lambda^*}^{\mathbf{Z}}(\mathbf{A}_{:,j}), \varphi_{\lambda^*}^{\mathbf{Z}}(\mathbf{A}_{:,j}) - \mathbf{A}_{:,j} \rangle = 0$  and

$$\left\| \hat{\mathbf{A}}_{:,j} - \mathbf{A}_{:,j} \right\|_2^2 = \left\| \hat{\mathbf{A}}_{:,j} - \varphi_{\lambda^*}^{\mathbf{Z}}(\mathbf{A}_{:,j}) \right\|_2^2 + \left\| \varphi_{\lambda^*}^{\mathbf{Z}}(\mathbf{A}_{:,j}) - \mathbf{A}_{:,j} \right\|_2^2 \quad (42)$$

by the Pythagorean theorem. It remains to bound the terms on the right hand side of (42).

**Step 2.** We begin by bounding the first term on the right hand side of (42). Again applying Lemma 43, we can rewrite

$$\begin{aligned} \hat{\mathbf{A}}_{:,j} - \varphi_{\lambda^*}^{\mathbf{Z}}(\mathbf{A}_{:,j}) &= \frac{1}{\hat{\rho}} \varphi_{\lambda^*}^{\mathbf{Z}}(\mathbf{Z}_{:,j}) - \varphi_{\lambda^*}^{\mathbf{Z}}(\mathbf{A}_{:,j}) = \varphi_{\lambda^*}^{\mathbf{Z}} \left( \frac{1}{\hat{\rho}} \mathbf{Z}_{:,j} - \mathbf{A}_{:,j} \right) \\ &= \frac{1}{\hat{\rho}} \varphi_{\lambda^*}^{\mathbf{Z}}(\mathbf{Z}_{:,j} - \rho \mathbf{A}_{:,j}) + \frac{\rho - \hat{\rho}}{\hat{\rho}} \varphi_{\lambda^*}^{\mathbf{Z}}(\mathbf{A}_{:,j}). \end{aligned}$$

Using the Parallelogram Law (or, equivalently, combining Cauchy-Schwartz and AM-GM inequalities), we obtain

$$\left\| \hat{\mathbf{A}}_{:,j} - \varphi_{\lambda^*}^{\mathbf{Z}}(\mathbf{A}_{:,j}) \right\|_2^2 = \left\| \frac{1}{\hat{\rho}} \varphi_{\lambda^*}^{\mathbf{Z}}(\mathbf{Z}_{:,j} - \rho \mathbf{A}_{:,j}) + \frac{\rho - \hat{\rho}}{\hat{\rho}} \varphi_{\lambda^*}^{\mathbf{Z}}(\mathbf{A}_{:,j}) \right\|_2^2$$

$$\begin{aligned}
 &\leq 2 \left\| \frac{1}{\hat{\rho}} \varphi_{\lambda^*}^{\mathbf{Z}}(\mathbf{Z}_{:,j} - \rho \mathbf{A}_{:,j}) \right\|_2^2 + 2 \left\| \frac{\rho - \hat{\rho}}{\hat{\rho}} \varphi_{\lambda^*}^{\mathbf{Z}}(\mathbf{A}_{:,j}) \right\|_2^2 \\
 &\leq \frac{2}{\hat{\rho}^2} \left\| \varphi_{\lambda^*}^{\mathbf{Z}}(\mathbf{Z}_{:,j} - \rho \mathbf{A}_{:,j}) \right\|_2^2 + 2 \left( \frac{\rho - \hat{\rho}}{\hat{\rho}} \right)^2 \|\mathbf{A}_{:,j}\|_2^2 \\
 &\leq \frac{2\varepsilon^2}{\rho^2} \left\| \varphi_{\lambda^*}^{\mathbf{Z}}(\mathbf{Z}_{:,j} - \rho \mathbf{A}_{:,j}) \right\|_2^2 + 2(\varepsilon - 1)^2 \|\mathbf{A}_{:,j}\|_2^2. \tag{43}
 \end{aligned}$$

because Condition 2 implies  $\frac{1}{\hat{\rho}} \leq \frac{\varepsilon}{\rho}$  and  $\left( \frac{\rho - \hat{\rho}}{\hat{\rho}} \right)^2 \leq (\varepsilon - 1)^2$ .

Note that the first term of (43) can further be decomposed (using the Parallelogram Law and recalling  $\mathbf{A} = \mathbf{A}^k + \mathbf{E}$ , we have

$$\begin{aligned}
 &\left\| \varphi_{\lambda^*}^{\mathbf{Z}}(\mathbf{Z}_{:,j} - \rho \mathbf{A}_{:,j}) \right\|_2^2 \\
 &\leq 2 \left\| \varphi_{\lambda^*}^{\mathbf{Z}}(\mathbf{Z}_{:,j} - \rho \mathbf{A}_{:,j}) - \varphi^{\mathbf{A}^k}(\mathbf{Z}_{:,j} - \rho \mathbf{A}_{:,j}) \right\|_2^2 + 2 \left\| \varphi^{\mathbf{A}^k}(\mathbf{Z}_{:,j} - \rho \mathbf{A}_{:,j}) \right\|_2^2. \tag{44}
 \end{aligned}$$

We now bound the first term on the right hand side of (44) separately. First, we apply the Davis-Kahan sin  $\Theta$  Theorem (see ??) to arrive at the following inequality:

$$\left\| \mathcal{P}_{u_1, \dots, u_k} - \mathcal{P}_{\mu_1, \dots, \mu_k} \right\|_2 \leq \frac{\|\mathbf{Z} - \rho \mathbf{A}\|}{\rho \tau_k - \rho \tau_{k+1}} \leq \frac{\Delta}{\rho(\tau_k - \tau_{k+1})} \tag{45}$$

where  $\mathcal{P}_{u_1, \dots, u_k}$  and  $\mathcal{P}_{\mu_1, \dots, \mu_k}$  denote the projection operators onto the span of the top  $k$  left singular vectors of  $\mathbf{Z}$  and  $\mathbf{A}^k$ , respectively. We utilized Condition 1 to bound  $\|\mathbf{Z} - \rho \mathbf{A}\|_2 \leq \Delta$ . Then it follows that

$$\begin{aligned}
 \left\| \varphi_{\lambda^*}^{\mathbf{Z}}(\mathbf{Z}_{:,j} - \rho \mathbf{A}_{:,j}) - \varphi^{\mathbf{A}^k}(\mathbf{Z}_{:,j} - \rho \mathbf{A}_{:,j}) \right\|_2 &\leq \left\| \mathcal{P}_{u_1, \dots, u_k} - \mathcal{P}_{\mu_1, \dots, \mu_k} \right\|_2 \|\mathbf{Z}_{:,j} - \rho \mathbf{A}_{:,j}\|_2 \\
 &\leq \frac{\Delta}{\rho(\tau_k - \tau_{k+1})} \|\mathbf{Z}_{:,j} - \rho \mathbf{A}_{:,j}\|_2.
 \end{aligned}$$

Combining the inequalities together, we have

$$\begin{aligned}
 \left\| \hat{\mathbf{A}}_{:,j} - \varphi_{\lambda^*}^{\mathbf{Z}}(\mathbf{A}_{:,j}) \right\|_2^2 &\leq \frac{4\varepsilon^2}{\rho^2} \frac{\Delta^2}{\rho^2(\tau_k - \tau_{k+1})^2} \|\mathbf{Z}_{:,j} - \rho \mathbf{A}_{:,j}\|_2^2 \\
 &\quad + \frac{4\varepsilon^2}{\rho^2} \left\| \varphi^{\mathbf{A}^k}(\mathbf{Z}_{:,j} - \rho \mathbf{A}_{:,j}) \right\|_2^2 + 2(\varepsilon - 1)^2 \|\mathbf{A}_{:,j}\|_2^2. \tag{46}
 \end{aligned}$$

**Step 3.** We now bound the second term of (42). Recalling  $\mathbf{A} = \mathbf{A}^k + \mathbf{E}$  and using (45)

$$\begin{aligned}
 \left\| \varphi_{\lambda^*}^{\mathbf{Z}}(\mathbf{A}_{:,j}) - \mathbf{A}_{:,j} \right\|_2^2 &= \left\| \varphi_{\lambda^*}^{\mathbf{Z}}(\mathbf{A}_{:,j}^k + \mathbf{E}_{:,j}) - \mathbf{A}_{:,j}^k - \mathbf{E}_{:,j} \right\|_2^2 \\
 &\leq 2 \left\| \varphi_{\lambda^*}^{\mathbf{Z}}(\mathbf{A}_{:,j}^k) - \mathbf{A}_{:,j}^k \right\|_2^2 + 2 \left\| \varphi_{\lambda^*}^{\mathbf{Z}}(\mathbf{E}_{:,j}) - \mathbf{E}_{:,j} \right\|_2^2 \\
 &= 2 \left\| \varphi_{\lambda^*}^{\mathbf{Z}}(\mathbf{A}_{:,j}^k) - \varphi^{\mathbf{A}^k}(\mathbf{A}_{:,j}^k) \right\|_2^2 + 2 \left\| \varphi_{\lambda^*}^{\mathbf{Z}}(\mathbf{E}_{:,j}) - \mathbf{E}_{:,j} \right\|_2^2 \\
 &\leq 2 \left\| \mathcal{P}_{u_1, \dots, u_k} - \mathcal{P}_{\mu_1, \dots, \mu_k} \right\|_2^2 \left\| \mathbf{A}_{:,j}^k \right\|_2^2 + 2 \left\| \mathbf{E}_{:,j} \right\|_2^2 \\
 &\leq \frac{2\Delta^2}{\rho^2(\tau_k - \tau_{k+1})^2} \left\| \mathbf{A}_{:,j}^k \right\|_2^2 + 2 \left\| \mathbf{E}_{:,j} \right\|_2^2. \tag{47}
 \end{aligned}$$

Inserting (46) and (47) back to (42) completes the proof. ■

## F.3.3. PROOF OF LEMMA 36

**Proof** Observe that  $\|\mathbf{A}_{\cdot,j}\|_2^2 \leq N\Gamma^2$  when Property 2.1 holds, and  $\|\mathbb{E}\mathbf{H}^T\mathbf{H}\| \leq N\gamma^2$  when Property 2.5 holds. By Theorem 28, we know that for any  $\delta_1 > 0$ ,

$$\begin{aligned} \|\mathbf{Z} - \rho\mathbf{A}\| &\leq \sqrt{N\rho}\sqrt{\rho\gamma^2 + (1-\rho)\Gamma^2} \\ &\quad + C(\alpha)\sqrt{1+\delta_1}\sqrt{p}(K_\alpha + \Gamma)\left(1 + (2+\delta_1)\log(Np)\right)^{\frac{1}{\alpha}}\sqrt{\log(Np)} \end{aligned}$$

with probability at least  $1 - \frac{2}{N^{1+\delta_1}p^{\delta_1}}$ . ■

## F.3.4. PROOF OF LEMMA 38

**Proof** Recall that  $\hat{\rho} = \frac{1}{Np} \sum_{i=1}^N \sum_{j=1}^p \mathbb{1}(Z_{ij} \neq \star) \vee \frac{1}{Np}$ . By the binomial Chernoff bound, for  $\varepsilon > 1$ ,

$$\begin{aligned} \mathbb{P}(\hat{\rho} > \varepsilon\rho) &\leq \exp\left(-\frac{(\varepsilon-1)^2}{\varepsilon+1}Np\rho\right), \quad \text{and} \\ \mathbb{P}\left(\hat{\rho} < \frac{1}{\varepsilon}\rho\right) &\leq \exp\left(-\frac{(\varepsilon-1)^2}{2\varepsilon^2}Np\rho\right). \end{aligned}$$

By the union bound,

$$\mathbb{P}\left(\frac{1}{\varepsilon}\rho \leq \hat{\rho} \leq \varepsilon\rho\right) \geq 1 - \mathbb{P}(\hat{\rho} > \varepsilon\rho) - \mathbb{P}\left(\hat{\rho} < \frac{1}{\varepsilon}\rho\right).$$

Noticing  $\varepsilon + 1 < 2\varepsilon < 2\varepsilon^2$  for all  $\varepsilon > 1$  completes the proof. ■

## F.3.5. TWO HELPER LEMMAS FOR THE PROOF OF LEMMAS 40 AND 41

**Lemma 46** Assume Properties 2.1, 2.5, and 2.4 hold. Then for any  $\alpha \geq 1$  with which Property 2.5 holds,

$$\|\mathbf{Z}_{\cdot,j} - \rho\mathbf{A}_{\cdot,j}\|_{\psi_\alpha} \leq C(K_\alpha + \Gamma), \quad \forall j \in [p]$$

where  $C > 0$  is an absolute constant.

**Proof** Observe that

$$\begin{aligned} \|\mathbf{Z}_{\cdot,j} - \rho\mathbf{A}_{\cdot,j}\|_{\psi_\alpha} &= \sup_{u \in \mathbb{S}^{N-1}} \|u^T(\mathbf{Z}_{\cdot,j} - \rho\mathbf{A}_{\cdot,j})\|_{\psi_\alpha} \\ &= \sup_{u \in \mathbb{S}^{N-1}} \|u^T(\mathbf{Z} - \rho\mathbf{A})e_j\|_{\psi_\alpha} \\ &= \sup_{u \in \mathbb{S}^{N-1}} \left\| \sum_{i=1}^n u_i(\mathbf{Z}_{i,\cdot} - \rho\mathbf{A}_{i,\cdot})e_j \right\|_{\psi_\alpha} \\ &\stackrel{(a)}{\leq} C \sup_{u \in \mathbb{S}^{N-1}} \left( \sum_{i=1}^n u_i^2 \|(\mathbf{Z}_{i,\cdot} - \rho\mathbf{A}_{i,\cdot})e_j\|_{\psi_\alpha}^2 \right)^{1/2} \end{aligned}$$

$$\leq C \max_{i \in [N]} \|\mathbf{Z}_{i,\cdot} - \rho \mathbf{A}_{i,\cdot}\|_{\psi_\alpha},$$

where (a) follows from Lemma 34. Then the conclusion follows from Lemma 31.  $\blacksquare$

**Lemma 47** *Let  $W_1, \dots, W_n$  be a sequence of  $\psi_\alpha$ -random variables for some  $\alpha \geq 1$ . For any  $t \geq 0$ ,*

$$\mathbb{P} \left( \sum_{i=1}^n W_i^2 > t \right) \leq 2 \sum_{i=1}^n \exp \left( - \left( \frac{t}{n \|W_i\|_{\psi_\alpha}^2} \right)^{\alpha/2} \right).$$

**Proof** Note that  $\sum_{i=1}^n W_i^2 > t$  implies that there exists at least one  $i \in [n]$  with  $W_i^2 > \frac{t}{n}$ . By the union bound,

$$\mathbb{P} \left( \sum_{i=1}^n W_i^2 > t \right) \leq \sum_{i=1}^n \mathbb{P} \left( W_i^2 > \frac{t}{n} \right) \leq \sum_{i=1}^n \mathbb{P} \left( |W_i| > \sqrt{\frac{t}{n}} \right) \leq \sum_{i=1}^n 2 \exp \left( - \left( \frac{t}{n \|W_i\|_{\psi_\alpha}^2} \right)^{\alpha/2} \right).$$

$\blacksquare$

### F.3.6. PROOF OF LEMMA 40

**Proof** Fix  $j \in [p]$ . Let  $e_i \in \mathbb{R}^N$  denote the  $i$ -th canonical basis of  $\mathbb{R}^N$  (column vector representation). Note that

$$\left\| \mathbf{Z}_{\cdot,j} - \rho \mathbf{A}_{\cdot,j} \right\|_2^2 = \sum_{i=1}^N \left( e_i^T (\mathbf{Z}_{\cdot,j} - \rho \mathbf{A}_{\cdot,j}) \right)^2$$

and  $e_i^T (\mathbf{Z}_{\cdot,j} - \rho \mathbf{A}_{\cdot,j})$  is a  $\psi_\alpha$ -random variable with  $\|e_i^T (\mathbf{Z}_{\cdot,j} - \rho \mathbf{A}_{\cdot,j})\|_{\psi_\alpha} \leq \|\mathbf{Z}_{\cdot,j} - \rho \mathbf{A}_{\cdot,j}\|_{\psi_\alpha}$ . By Lemma 46,  $\|\mathbf{Z}_{\cdot,j} - \rho \mathbf{A}_{\cdot,j}\|_{\psi_\alpha} \leq C(K_\alpha + \Gamma)$  for all  $j \in [p]$ . By Lemma 47 and the union bound,

$$\begin{aligned} \mathbb{P}(\mathcal{E}_3^c) &\leq \sum_{j=1}^p \mathbb{P} \left( \left\| \mathbf{Z}_{\cdot,j} - \rho \mathbf{A}_{\cdot,j} \right\|_2^2 > 11C^2(K_\alpha + \Gamma)^2 N \log^{\frac{2}{\alpha}}(Np) \right) \\ &\leq 2 \sum_{j=1}^p \sum_{i=1}^N \exp(-11 \log(Np)) \\ &= \frac{2}{N^{10} p^{10}}. \end{aligned}$$

$\blacksquare$

### F.3.7. PROOF OF LEMMA 41

**Proof** Recall that  $\text{rank}(\mathbf{A}^k) = k$ . We write

$$\left\| \varphi^{\mathbf{A}^k}(\mathbf{Z}_{:,j} - \rho \mathbf{A}_{:,j}) \right\|_2^2 = \sum_{i=1}^k \left( u_i^T (\mathbf{Z}_{:,j} - \rho \mathbf{A}_{:,j}) \right)^2,$$

where  $u_1, \dots, u_k$  denote the left singular vectors of  $\mathbf{A}^k$ . The proof has the same structure with that of Lemma 40 with  $u_1, \dots, u_k$  in place of  $e_1, \dots, e_n$ . ■

## Appendix G. Proof of Corollary 8

Corollary 8 follows from Lemma 7 and Theorem 6. The key step is simplification of bound on  $\Delta$ , as stated in (48), which we briefly discuss here. To that end, since  $\alpha \geq 1$ ,

$$\begin{aligned} \Delta^2 &\leq C_1(\alpha) \left( N\rho(\gamma^2 + \Gamma^2) + p(K_\alpha + \Gamma)^2 \log^3(Np) \right) \\ &\leq C_2(\alpha) (1 + \gamma + \Gamma + K_\alpha)^2 (N\rho + p) \log^3(Np). \end{aligned} \quad (48)$$

for some constants  $C_1(\alpha), C_2(\alpha)$ , which may depend on  $\alpha$ . Using this bound, replacing in Lemma 7 and subsequently in Theorem 6 with  $n = \Theta(N)$ , we obtain the desired result of Corollary 8.

## Appendix H. Proof of Lemma 9

The proof of Lemma 9 follows very closely the structure of the proof of Lemma 7. The key difference is Lemma 35 no longer holds as is, and needs to be redefined for  $\mathbf{A}^{(lr)}$  instead of  $\mathbf{A}^k$ .

**Lemma 48** *Suppose that*

1.  $\|\mathbf{Z} - \rho \mathbf{A}\| \leq \Delta$  for some  $\Delta \geq 0$ ,
2.  $\frac{1}{\varepsilon} \rho \leq \hat{\rho} \leq \varepsilon \rho$  for some  $\varepsilon \geq 1$ .

Let  $\mathbf{A} = \mathbf{A}^{(lr)} + \mathbf{E}^{(lr)}$ . Let  $r = \text{rank}(\mathbf{A}^{(lr)})$  and  $\tau_r$  denote the  $r$ -th singular value of  $\mathbf{A}^{(lr)}$ . Let  $\hat{\mathbf{A}} = \mathbf{Z}^{\text{HSVT},r}$ . Then for any  $j \in [p]$ ,

$$\begin{aligned} \left\| \hat{\mathbf{A}}_{:,j} - \mathbf{A}_{:,j} \right\|_2^2 &\leq \frac{8\varepsilon^2}{\rho^4} \left( \frac{\Delta^2}{\tau_r^2} + \frac{\|\mathbf{E}^{(lr)}\|^2}{\tau_r^2} \right) \left( \|\mathbf{Z}_{:,j} - \rho \mathbf{A}_{:,j}\|_2^2 + \|\mathbf{A}_{:,j}^{(lr)}\|_2^2 \right) \\ &\quad + \frac{4\varepsilon^2}{\rho^2} \left\| \varphi^{\mathbf{A}^{(lr)}}(\mathbf{Z}_{:,j} - \rho \mathbf{A}_{:,j}) \right\|_2^2 + 2(\varepsilon - 1)^2 \|\mathbf{A}_{:,j}\|_2^2 \\ &\quad + 2 \left\| \mathbf{E}_{:,j}^{(lr)} \right\|_2^2. \end{aligned}$$

**Proof** We will use notation  $\lambda^* = s_r$ , the  $r$ th singular value of  $\mathbf{Z}$  for simplicity. We prove our Lemma in three steps.



**Step 1.** Fix a column index  $j \in [p]$ . Observe that

$$\hat{\mathbf{A}}_{:,j} - \mathbf{A}_{:,j} = \left( \hat{\mathbf{A}}_{:,j} - \varphi_{\lambda^*}^{\mathbf{Z}}(\mathbf{A}_{:,j}) \right) + \left( \varphi_{\lambda^*}^{\mathbf{Z}}(\mathbf{A}_{:,j}) - \mathbf{A}_{:,j} \right).$$

By choice,  $\text{rank}(\hat{\mathbf{A}}) = r$ . By definition (see (34)), we have that  $\varphi_{\lambda^*}^{\mathbf{Z}} : \mathbb{R}^N \rightarrow \mathbb{R}^N$  is the projection operator onto the span of the top  $r$  left singular vectors of  $\mathbf{Z}$ , namely,  $\text{span}\{u_1, \dots, u_r\}$ . Therefore,

$$\varphi_{\lambda^*}^{\mathbf{Z}}(\mathbf{A}_{:,j}) - \mathbf{A}_{:,j} \in \text{span}\{u_1, \dots, u_r\}^\perp$$

and by (41) (using Lemma 43),

$$\hat{\mathbf{A}}_{:,j} - \varphi_{\lambda^*}^{\mathbf{Z}}(\mathbf{A}_{:,j}) = \frac{1}{\hat{\rho}} \varphi_{\lambda^*}^{\mathbf{Z}}(\mathbf{Z}_{:,j}) - \varphi_{\lambda^*}^{\mathbf{Z}}(\mathbf{A}_{:,j}) \in \text{span}\{u_1, \dots, u_r\}.$$

Hence,  $\langle \hat{\mathbf{A}}_{:,j} - \varphi_{\lambda^*}^{\mathbf{Z}}(\mathbf{A}_{:,j}), \varphi_{\lambda^*}^{\mathbf{Z}}(\mathbf{A}_{:,j}) - \mathbf{A}_{:,j} \rangle = 0$  and

$$\left\| \hat{\mathbf{A}}_{:,j} - \mathbf{A}_{:,j} \right\|_2^2 = \left\| \hat{\mathbf{A}}_{:,j} - \varphi_{\lambda^*}^{\mathbf{Z}}(\mathbf{A}_{:,j}) \right\|_2^2 + \left\| \varphi_{\lambda^*}^{\mathbf{Z}}(\mathbf{A}_{:,j}) - \mathbf{A}_{:,j} \right\|_2^2 \quad (49)$$

by the Pythagorean theorem. It remains to bound the terms on the right hand side of (49).

**Step 2.** We begin by bounding the first term on the right hand side of (49). Again applying Lemma 43, we can rewrite

$$\begin{aligned} \hat{\mathbf{A}}_{:,j} - \varphi_{\lambda^*}^{\mathbf{Z}}(\mathbf{A}_{:,j}) &= \frac{1}{\hat{\rho}} \varphi_{\lambda^*}^{\mathbf{Z}}(\mathbf{Z}_{:,j}) - \varphi_{\lambda^*}^{\mathbf{Z}}(\mathbf{A}_{:,j}) = \varphi_{\lambda^*}^{\mathbf{Z}} \left( \frac{1}{\hat{\rho}} \mathbf{Z}_{:,j} - \mathbf{A}_{:,j} \right) \\ &= \frac{1}{\hat{\rho}} \varphi_{\lambda^*}^{\mathbf{Z}}(\mathbf{Z}_{:,j} - \rho \mathbf{A}_{:,j}) + \frac{\rho - \hat{\rho}}{\hat{\rho}} \varphi_{\lambda^*}^{\mathbf{Z}}(\mathbf{A}_{:,j}). \end{aligned}$$

Using the Parallelogram Law (or, equivalently, combining Cauchy-Schwartz and AM-GM inequalities), we obtain

$$\begin{aligned} \left\| \hat{\mathbf{A}}_{:,j} - \varphi_{\lambda^*}^{\mathbf{Z}}(\mathbf{A}_{:,j}) \right\|_2^2 &= \left\| \frac{1}{\hat{\rho}} \varphi_{\lambda^*}^{\mathbf{Z}}(\mathbf{Z}_{:,j} - \rho \mathbf{A}_{:,j}) + \frac{\rho - \hat{\rho}}{\hat{\rho}} \varphi_{\lambda^*}^{\mathbf{Z}}(\mathbf{A}_{:,j}) \right\|_2^2 \\ &\leq 2 \left\| \frac{1}{\hat{\rho}} \varphi_{\lambda^*}^{\mathbf{Z}}(\mathbf{Z}_{:,j} - \rho \mathbf{A}_{:,j}) \right\|_2^2 + 2 \left\| \frac{\rho - \hat{\rho}}{\hat{\rho}} \varphi_{\lambda^*}^{\mathbf{Z}}(\mathbf{A}_{:,j}) \right\|_2^2 \\ &\leq \frac{2}{\hat{\rho}^2} \left\| \varphi_{\lambda^*}^{\mathbf{Z}}(\mathbf{Z}_{:,j} - \rho \mathbf{A}_{:,j}) \right\|_2^2 + 2 \left( \frac{\rho - \hat{\rho}}{\hat{\rho}} \right)^2 \left\| \mathbf{A}_{:,j} \right\|_2^2 \\ &\leq \frac{2\varepsilon^2}{\rho^2} \left\| \varphi_{\lambda^*}^{\mathbf{Z}}(\mathbf{Z}_{:,j} - \rho \mathbf{A}_{:,j}) \right\|_2^2 + 2(\varepsilon - 1)^2 \left\| \mathbf{A}_{:,j} \right\|_2^2. \end{aligned} \quad (50)$$

because Condition 2 implies  $\frac{1}{\hat{\rho}} \leq \frac{\varepsilon}{\rho}$  and  $\left( \frac{\rho - \hat{\rho}}{\hat{\rho}} \right)^2 \leq (\varepsilon - 1)^2$ .

Note that the first term of (50) can further be decomposed (using the Parallelogram Law and recalling  $\mathbf{A} = \mathbf{A}^{(\text{lr})} + \mathbf{E}^{(\text{lr})}$ , we have

$$\begin{aligned} &\left\| \varphi_{\lambda^*}^{\mathbf{Z}}(\mathbf{Z}_{:,j} - \rho \mathbf{A}_{:,j}) \right\|_2^2 \\ &\leq 2 \left\| \varphi_{\lambda^*}^{\mathbf{Z}}(\mathbf{Z}_{:,j} - \rho \mathbf{A}_{:,j}) - \varphi^{\mathbf{A}^{(\text{lr})}}(\mathbf{Z}_{:,j} - \rho \mathbf{A}_{:,j}) \right\|_2^2 + 2 \left\| \varphi^{\mathbf{A}^{(\text{lr})}}(\mathbf{Z}_{:,j} - \rho \mathbf{A}_{:,j}) \right\|_2^2. \end{aligned}$$

We now bound the first term on the right hand side of (44) separately. First, we apply the Davis-Kahan  $\sin \Theta$  Theorem (see ??) to arrive at the following inequality:

$$\begin{aligned} \|\mathcal{P}_{u_1, \dots, u_r} - \mathcal{P}_{\mu_1, \dots, \mu_r}\|_2 &\leq \frac{\|\mathbf{Z} - \rho \mathbf{A}^{(\text{lr})}\|}{\rho \tau_r} \\ &\leq \frac{\|\mathbf{Z} - \rho \mathbf{A}\|}{\rho \tau_r} + \frac{\|\rho \mathbf{A} - \rho \mathbf{A}^{(\text{lr})}\|}{\rho \tau_r} \\ &\leq \frac{\Delta}{\rho \tau_r} + \frac{\|\mathbf{E}^{(\text{lr})}\|}{\rho \tau_r} \end{aligned} \quad (51)$$

where  $\mathcal{P}_{u_1, \dots, u_r}$  and  $\mathcal{P}_{\mu_1, \dots, \mu_r}$  denote the projection operators onto the span of the top  $r$  left singular vectors of  $\mathbf{Z}$  and  $\mathbf{A}^{(\text{lr})}$ , respectively. We utilized Condition 1 to bound  $\|\mathbf{Z} - \rho \mathbf{A}\|_2 \leq \Delta$ . Then it follows that

$$\begin{aligned} \left\| \varphi_{\lambda^*}^{\mathbf{Z}}(\mathbf{Z}_{:,j} - \rho \mathbf{A}_{:,j}) - \varphi^{\mathbf{A}^{(\text{lr})}}(\mathbf{Z}_{:,j} - \rho \mathbf{A}_{:,j}) \right\|_2 &\leq \|\mathcal{P}_{u_1, \dots, u_r} - \mathcal{P}_{\mu_1, \dots, \mu_r}\|_2 \|\mathbf{Z}_{:,j} - \rho \mathbf{A}_{:,j}\|_2 \\ &\leq \left( \frac{\Delta}{\rho \tau_r} + \frac{\|\mathbf{E}^{(\text{lr})}\|}{\rho \tau_r} \right) \|\mathbf{Z}_{:,j} - \rho \mathbf{A}_{:,j}\|_2. \end{aligned}$$

Combining the inequalities together, we have

$$\begin{aligned} \left\| \hat{\mathbf{A}}_{:,j} - \varphi_{\lambda^*}^{\mathbf{Z}}(\mathbf{A}_{:,j}) \right\|_2^2 &\leq \frac{8\varepsilon^2}{\rho^4} \left( \frac{\Delta^2}{\tau_r^2} + \frac{\|\mathbf{E}^{(\text{lr})}\|^2}{\tau_r^2} \right) \|\mathbf{Z}_{:,j} - \rho \mathbf{A}_{:,j}\|_2^2 \\ &\quad + \frac{4\varepsilon^2}{\rho^2} \left\| \varphi^{\mathbf{A}^{(\text{lr})}}(\mathbf{Z}_{:,j} - \rho \mathbf{A}_{:,j}) \right\|_2^2 + 2(\varepsilon - 1)^2 \|\mathbf{A}_{:,j}\|_2^2. \end{aligned} \quad (52)$$

**Step 3.** We now bound the second term of (49). Recalling  $\mathbf{A} = \mathbf{A}^{(\text{lr})} + \mathbf{E}^{(\text{lr})}$  and using (51)

$$\begin{aligned} \left\| \varphi_{\lambda^*}^{\mathbf{Z}}(\mathbf{A}_{:,j}) - \mathbf{A}_{:,j} \right\|_2^2 &= \left\| \varphi_{\lambda^*}^{\mathbf{Z}}(\mathbf{A}_{:,j}^{(\text{lr})} + \mathbf{E}_{:,j}^{(\text{lr})}) - \mathbf{A}_{:,j}^{(\text{lr})} - \mathbf{E}_{:,j}^{(\text{lr})} \right\|_2^2 \\ &\leq 2 \left\| \varphi_{\lambda^*}^{\mathbf{Z}}(\mathbf{A}_{:,j}^{(\text{lr})}) - \mathbf{A}_{:,j}^{(\text{lr})} \right\|_2^2 + 2 \left\| \varphi_{\lambda^*}^{\mathbf{Z}}(\mathbf{E}_{:,j}^{(\text{lr})}) - \mathbf{E}_{:,j}^{(\text{lr})} \right\|_2^2 \\ &= 2 \left\| \varphi_{\lambda^*}^{\mathbf{Z}}(\mathbf{A}_{:,j}^{(\text{lr})}) - \varphi^{\mathbf{A}^{(\text{lr})}}(\mathbf{A}_{:,j}^{(\text{lr})}) \right\|_2^2 + 2 \left\| \varphi_{\lambda^*}^{\mathbf{Z}}(\mathbf{E}_{:,j}^{(\text{lr})}) - \mathbf{E}_{:,j}^{(\text{lr})} \right\|_2^2 \\ &\leq 2 \|\mathcal{P}_{u_1, \dots, u_r} - \mathcal{P}_{\mu_1, \dots, \mu_r}\|_2^2 \left\| \mathbf{A}_{:,j}^{(\text{lr})} \right\|_2^2 + 2 \left\| \mathbf{E}_{:,j}^{(\text{lr})} \right\|_2^2 \\ &\leq 4 \left( \frac{\Delta^2}{\rho^2 \tau_r^2} + \frac{\|\mathbf{E}^{(\text{lr})}\|^2}{\rho^2 \tau_r^2} \right) \left\| \mathbf{A}_{:,j}^{(\text{lr})} \right\|_2^2 + 2 \left\| \mathbf{E}_{:,j}^{(\text{lr})} \right\|_2^2. \end{aligned} \quad (53)$$

Inserting (52) and (53) back to (49) completes the proof. ■

### H.1. Completing Proof of Lemma 9

**Proof** [Proof of Lemma 9] Proof follows in an identical fashion to that of Lemma 9 and using Lemma 48. See Section F.2. ■

### Appendix I. Proof of Corollary 10

Proof follows in an identical manner to that of Corollary 8 (and using Lemma 9).

### Appendix J. Proof of Proposition 3

Here, we prove Proposition 3, which provides a useful connection relating low-rank covariate matrices with sparse regression vectors. This Proposition will be utilized in proving Theorem 4.

**Proof** Without loss of generality, assume that  $\{\mathbf{X}_{\cdot,1}, \dots, \mathbf{X}_{\cdot,r}\}$  form a collection of  $r$  linearly independent vectors. Then, for any  $i \in \{r+1, \dots, p\}$ , there exists some  $c(i) \in \mathbb{R}^r$  such that

$$\mathbf{X}_{\cdot,i} = \sum_{k=1}^r c_k(i) \mathbf{X}_{\cdot,k}. \quad (54)$$

We know  $M = \mathbf{X}v = \sum_{i=1}^p v_i \mathbf{X}_{\cdot,i}$ . It suffices to show that there exists a  $r$ -sparse vector  $v^*$  such that  $M = \sum_{i=1}^r v_i^* \mathbf{X}_{\cdot,i}$ . Using (54), we have

$$\begin{aligned} M &= \sum_{i=1}^p v_i \mathbf{X}_{\cdot,i} \\ &= \sum_{i=1}^r v_i \mathbf{X}_{\cdot,i} + \sum_{j=r+1}^p v_j \mathbf{X}_{\cdot,j} \\ &= \sum_{i=1}^r v_i \mathbf{X}_{\cdot,i} + \sum_{j=r+1}^p v_j \left( \sum_{i=1}^r c_i(j) \mathbf{X}_{\cdot,i} \right) \\ &= \sum_{i=1}^r v_i \mathbf{X}_{\cdot,i} + \sum_{i=1}^r \mathbf{X}_{\cdot,i} \left( \sum_{j=r+1}^p c_i(j) v_j \right) \\ &= \sum_{i=1}^r \left( v_i + \sum_{j=r+1}^p c_i(j) v_j \right) \mathbf{X}_{\cdot,i}. \end{aligned}$$

Defining  $v_i^* = v_i + \sum_{j=r+1}^p c_i(j) v_j$  completes the proof. ■

### Appendix K. Proof of Theorem 4

The proof of Theorem 4 follows the standard approach in terms of establishing generalization error bounds using Rademacher complexity (see Bartlett and Mendelson (2003) and references therein). We note two important contributions: (1) relating our notion of generalization error to the standard definitions; (2) arguing that the Rademacher complexity of our matrix estimation regression algorithm (using HSVT) can be identified with the Rademacher complexity of regression with  $\ell_0$ -regularization.

**Outline.** We start by introducing some useful notation. Lemma 49 then bounds the expected generalization error in terms of the Rademacher complexity of the class of squared loss functions for linear predictors. Lemma 50 further bounds the corresponding Rademacher complexity. These

two lemmas are used to conclude the proof of Theorem 4. However, to prove Lemma 50, we use Proposition 3 to justify analyzing the Rademacher complexity of squared loss functions under  $r$ -sparse linear predictors; this is summarized in Lemma 52 and its proof is found in Appendix K.4.

### K.1. Background

**Notation, Setup.** We consider PCR with parameter  $k = r$  for some  $r \geq 1$ . Recall that the training sample set  $\Omega \subset [N]$ , with  $|\Omega| = n$ , is sampled uniformly at random and without replacement from  $[N]$ . Further, as argued in Proposition 1, PCR with parameter  $r$  is equivalent to Linear Regression with pre-processing of noisy covariates using HSVT. Hence, we let  $\hat{\mathbf{A}} = \mathbf{Z}^{\text{HSVT},r}$  and  $\hat{\beta} = \beta^{\text{HSVT},r}$ .

#### K.1.1. MODEL CLASS

We now state our model class of consideration for the purposes of generalization:

$$\mathcal{F} = \{\beta \in \mathbb{R}^p : \|\beta\|_2 \leq B, \|\beta\|_0 \leq r\}, \quad (55)$$

where  $B > 0$  is an absolute constant. We will now justify the above model class of interest.

**Sparsity.** By definition, recall that  $\mathbf{Z}^{\text{HSVT},r}$  has rank  $r$ . Then by Proposition 3, for any  $\mathbf{Z}^{\text{HSVT},r}$  and corresponding  $\beta^{\text{HSVT},r} \in \mathbb{R}^p$ , there exists an  $r$ -sparse vector  $\beta' \in \mathbb{R}^p$  such that

$$\mathbf{Z}^{\text{HSVT},r} \cdot \beta^{\text{HSVT},r} = \mathbf{Z}^{\text{HSVT},r} \cdot \beta';$$

Moreover, as previously mentioned, we measure the quality of our estimates through the following two quantities of error. For any hypothesis  $\beta \in \mathbb{R}^p$  and training set  $\Omega$ , the empirical error is

$$\hat{\mathcal{E}}_{\Omega}(\beta) = \frac{1}{n} \sum_{\omega \in \Omega} \left( \hat{\mathbf{A}}_{\omega, \cdot} \beta - \mathbf{A}_{\omega, \cdot} \beta^* \right)^2. \quad (56)$$

Similarly, we define the overall error as

$$\mathcal{E}(\beta) = \frac{1}{N} \sum_{i=1}^N \left( \hat{\mathbf{A}}_{i, \cdot} \beta - \mathbf{A}_{i, \cdot} \beta^* \right)^2. \quad (57)$$

Observe that due to the equality,  $\mathbf{Z}^{\text{HSVT},r} \cdot \beta^{\text{HSVT},r} = \mathbf{Z}^{\text{HSVT},r} \cdot \beta'$  stated above, we have that for any  $\beta^{\text{HSVT},r}$ , there exists some  $r$ -sparse  $\beta' \in \mathbb{R}^p$  such that (recalling  $\hat{\mathbf{A}} = \mathbf{Z}^{\text{HSVT},r}$ ),

$$\begin{aligned} \hat{\mathcal{E}}_{\Omega}(\beta^{\text{HSVT},r}) &= \hat{\mathcal{E}}_{\Omega}(\beta') \\ \mathcal{E}(\beta^{\text{HSVT},r}) &= \mathcal{E}(\beta'). \end{aligned}$$

Given the above two equivalences, for the purpose of bounding the test prediction error, it suffices to only consider the family of regression vectors which are  $r$ -sparse.

**Bounded Norm.** We begin by restricting the hypothesis class of candidate regression vectors for PCR that have bounded  $\ell_2$ -norm. Recall from Proposition 1 that for any  $\beta^{\text{PCR},r}$ , we have,

$$\hat{Y}^{\text{PCR}} = \mathbf{Z}^{\text{PCR},r} \cdot \beta^{\text{PCR},r} = \tilde{\mathbf{Z}} \cdot \mathbf{V}_r \cdot \beta^{\text{PCR},r} = \mathbf{Z}_r \cdot \mathbf{V}_r \cdot \beta^{\text{PCR},r} = \hat{Y}^{\text{HSVT}}. \quad (58)$$

Recall that  $\mathbf{Z}_r = \mathbf{U}_r \mathbf{S}_r \mathbf{V}_r^T$ , where  $\mathbf{U}_r = [u_1, \dots, u_r]$ ,  $\mathbf{V}_r = [v_1, \dots, v_r]$ , and  $\mathbf{S}_r = \text{diag}(s_1, \dots, s_r)$  denote the top  $r$  left and right singular vectors, and singular values, respectively (as defined in Section 3.1); hence,  $\mathbf{Z}^{\text{HSVT},r} = \mathbf{Z}_r$ . This allows us to rewrite (58) as

$$\hat{Y}^{\text{HSVT}} = \mathbf{Z}^{\text{HSVT},r} \cdot \mathbf{V}_r \cdot \beta^{\text{PCR},r} = \mathbf{Z}^{\text{HSVT},r} \cdot \beta^{\text{HSVT},r},$$

where  $\beta^{\text{HSVT},r} = \mathbf{V}_r \cdot \beta^{\text{PCR},r} \in \mathbb{R}^p$ . Using the orthonormality property of the vectors in  $\mathbf{V}_r$ , we obtain the following  $\ell_2$ -bound for any  $\beta^{\text{HSVT},r}$ :

$$\|\beta^{\text{HSVT},r}\|_2^2 = \|\mathbf{V}_r \cdot \beta^{\text{PCR},r}\|_2^2 = \left\| \sum_{j=1}^r \beta_j^{\text{PCR},r} \cdot v_j \right\|_2^2 = \sum_{j=1}^r (\beta_j^{\text{PCR},r})^2 \cdot \|v_j\|_2^2 = \sum_{j=1}^r (\beta_j^{\text{PCR},r})^2 = \|\beta^{\text{PCR},r}\|_2^2.$$

Thus, it suffices to consider the collection of candidate vectors  $\beta^{\text{HSVT},r} = \mathbf{V}_r \cdot \beta^{\text{PCR},r} \in \mathbb{R}^p$  such that  $\|\beta^{\text{HSVT},r}\|_2$  is bounded. It is straightforward to see that if  $\|\beta^{\text{HSVT},r}\|_2$  is bounded, then so is its corresponding sparse analog,  $\beta'$  (i.e.  $\beta' \leq B$  for some constant  $B$ ).

Hence for the purpose of analyzing the test prediction error of PCR with parameter  $r$ , or equivalently Linear regression with covariate pre-processing using HSVT with rank  $r$  thresholding, we can restrict our model class to bounded linear predictors with sparsity  $r$ , i.e.  $\mathcal{F}$ .

#### K.1.2. GENERALIZATION ERROR AND RADEMACHER COMPLEXITY

First, we define the generalization error as the supremum of the gap between (56) and (57) over  $\mathcal{F}$ . Precisely, for a given training set  $\Omega$ ,

$$\phi(\Omega) = \sup_{\beta \in \mathcal{F}} \left( \mathcal{E}(\beta) - \hat{\mathcal{E}}_\Omega(\beta) \right). \quad (59)$$

Next, we define the notion of Rademacher complexity, which has been very effective to bound the generalization error. To begin with, the Rademacher complexity of a set  $A \subset \mathbb{R}^n$  is defined as

$$R(A) = \mathbb{E}_\sigma \left[ \sup_{a \in A} \frac{1}{n} \sum_{i=1}^n \sigma_i a_i \right],$$

where  $\sigma_1, \dots, \sigma_n$  are i.i.d. Rademacher variables, which are uniformly distributed on  $\{-1, 1\}$ , and the expectation above is taken with respect to their randomness. This has been naturally extended for the setting of prediction problems as follows: given a collection of real-valued response variables and covariates, say  $(Y_i, X_i)$ ,  $i \in [n]$ , a collection of real-valued functions or hypotheses  $\mathcal{G}$  that map covariates to real values, and loss function  $L : \mathbb{R}^2 \rightarrow [0, \infty)$  that measures the error or loss in prediction for a given function, define

$$R_S(\mathcal{G}) = \mathbb{E}_\sigma \left[ \sup_{g \in \mathcal{G}} \frac{1}{n} \sum_{i=1}^n \sigma_i g(X_i) \right], \quad R_S(L \circ \mathcal{G}) = \mathbb{E}_\sigma \left[ \sup_{g \in \mathcal{G}} \frac{1}{n} \sum_{i=1}^n \sigma_i L(Y_i, g(X_i)) \right].$$

In our setting, the covariates that the predictor uses are the denoised rows of  $\hat{\mathbf{A}}$ , which are defined as  $\hat{\mathbf{A}} = \{\hat{\mathbf{A}}_{1,\cdot}, \dots, \hat{\mathbf{A}}_{N,\cdot}\}$ . We use sparse, linear functions as predictors, where we denote the hypothesis or function class of interest as  $\mathcal{F}$  (see (55)). The loss function of interest is the quadratic function:  $\ell(y, y') = (y - y')^2$ . The ideal response variable of our interest is  $\mathbf{A}_{i,\cdot}\beta^*$  for  $i \in [N]$ . Given that our algorithm observes (noisy) response variables in the index set  $\Omega$ , we shall use the sample set  $\{(\mathbf{A}_{\omega,\cdot}\beta^*, \hat{\mathbf{A}}_{\omega,\cdot}) : \omega \in \Omega\}$ .

It turns out that the appropriate adaptation of the Rademacher complexity for our setting is as follows: Let  $\mathcal{D}$  denote the distribution of the observations  $Z_{ij}$  (i.e., the randomness in the measurements). Hence,  $\hat{\mathbf{A}}$  is a random matrix as it derived from  $\mathbf{Z}$ . Then,

$$\begin{aligned} R_n(\mathcal{F}) &= \mathbb{E}_{\sigma, \Omega | \mathcal{D}} \left[ \sup_{\beta \in \mathcal{F}} \left( \frac{1}{n} \sum_{\omega \in \Omega} \sigma_{\omega} \hat{\mathbf{A}}_{\omega,\cdot} \beta \right) \right] \\ R_n(\ell \circ \mathcal{F}) &= \mathbb{E}_{\sigma, \Omega | \mathcal{D}} \left[ \sup_{\beta \in \mathcal{F}} \left( \frac{1}{n} \sum_{\omega \in \Omega} \sigma_{\omega} \ell(\mathbf{A}_{\omega,\cdot}\beta^*, \hat{\mathbf{A}}_{\omega,\cdot}\beta) \right) \right], \end{aligned}$$

where  $\mathbb{E}_{\Omega}$  is taken with respect to selecting  $\Omega \subset [N]$  uniformly at random from  $[N]$  without replacement (with  $|\Omega| = n$ ).

## K.2. Completing The Proof of Theorem 4

We state two lemmas that will help us prove Theorem 4. The proof of the lemmas are presented in the subsequent subsections.

**Lemma 49** *Let  $\phi(\Omega)$  be defined as in (59). Let  $\Omega$  be random subset of  $[N]$  of size  $n$  that is chosen uniformly at random without replacement. Then,*

$$\mathbb{E}_{\Omega | \mathcal{D}} [\phi(\Omega)] \leq 2R_n(\ell \circ \mathcal{F}).$$

**Lemma 50** *Let Property 2.1 hold and suppose  $\text{rank}(\hat{\mathbf{A}}) = r$ . Then,*

$$R_n(\ell \circ \mathcal{F}) \leq 2B \sqrt{\frac{rC(\hat{\mathbf{A}})}{n}} \cdot \|\hat{\mathbf{A}}\|_{\max},$$

where  $C(\hat{\mathbf{A}}) = 2 \left[ (rB \cdot \|\hat{\mathbf{A}}\|_{\max})^2 + (\Gamma \|\beta^*\|_1)^2 \right]$ .

Now we are ready to complete the proof of Theorem 4.

**Proof** [Proof of Theorem 4] The testing error, for PCR with parameter  $r$  or, equivalently, Linear Regression with covariate pre-processing via HSVT thresholded at the  $r$ -th singular value, is

$$\text{MSE}(\hat{Y}) = \frac{1}{N} \mathbb{E}_{\mathcal{D} | \Omega} \left[ \sum_{i=1}^N \left( \hat{Y}_i - \mathbf{A}_{i,\cdot} \beta^* \right)^2 \right] = \mathbb{E}_{\mathcal{D} | \Omega} \left[ \mathcal{E}(\hat{\beta}) \right],$$

where the expectation is taken with respect to the randomness in the data.

And, for a given training set  $\Omega$ , the training error is

$$\text{MSE}_\Omega(\hat{Y}) = \frac{1}{n} \mathbb{E}_{\mathcal{D}|\Omega} \left[ \sum_{i \in \Omega} \left( \hat{Y}_i - \mathbf{A}_{i,\cdot} \beta^* \right)^2 \right] = \mathbb{E}_{\mathcal{D}|\Omega} \left[ \hat{\mathcal{E}}_\Omega(\hat{\beta}) \right].$$

Recall that we shall consider the training set  $\Omega$  being chosen uniformly at random amongst subsets of  $[N]$  of size  $n$ . Given any  $\Omega$ , observe that

$$\mathcal{E}(\hat{\beta}) \leq \hat{\mathcal{E}}_\Omega(\hat{\beta}) + \sup_{\beta \in \mathcal{F}} \left( \mathcal{E}(\beta) - \hat{\mathcal{E}}_\Omega(\beta) \right) = \hat{\mathcal{E}}_\Omega(\hat{\beta}) + \phi(\Omega),$$

where  $\phi(\Omega)$  is as defined by (59). Taking expectations of the above inequality, we obtain

$$\begin{aligned} \mathbb{E}_{\mathcal{D},\Omega}[\mathcal{E}(\hat{\beta})] &\leq \mathbb{E}_{\mathcal{D},\Omega}[\hat{\mathcal{E}}(\hat{\beta})] + \mathbb{E}_{\mathcal{D},\Omega}[\phi(\Omega)] \\ &= \mathbb{E}_\Omega \left[ \mathbb{E}_{\mathcal{D}|\Omega}[\hat{\mathcal{E}}(\hat{\beta})] \right] + \mathbb{E}_\Omega \left[ \mathbb{E}_{\mathcal{D}|\Omega}[\phi(\Omega)] \right]. \end{aligned} \quad (60)$$

We now bound each term on the right-hand side of (60) separately. Beginning with the leftmost term, observe that, by definition, we have

$$\mathbb{E}_\Omega \left[ \mathbb{E}_{\mathcal{D}|\Omega}[\hat{\mathcal{E}}(\hat{\beta})] \right] = \mathbb{E}_\Omega \left[ \text{MSE}_\Omega(\hat{Y}) \right].$$

Moreover, applying Lemmas 49 and 50, we obtain

$$\begin{aligned} \mathbb{E}_\Omega \left[ \mathbb{E}_{\mathcal{D}|\Omega}[\phi(\Omega)] \right] &\leq 2 \mathbb{E}_\Omega \left[ R_n(\ell \circ \mathcal{F}) \right] \\ &\leq 4B \cdot \mathbb{E}_\Omega \left[ \sqrt{\frac{rC(\hat{\mathbf{A}})}{n}} \cdot \|\hat{\mathbf{A}}\|_{\max} \right] \\ &= \frac{4\sqrt{2} \cdot r^{3/2} B^2}{\sqrt{n}} \cdot \mathbb{E}_\Omega \left[ \|\hat{\mathbf{A}}\|_{\max}^2 \right] + \frac{4\sqrt{2} \cdot \sqrt{r} B \Gamma \|\beta^*\|_1}{\sqrt{n}} \cdot \mathbb{E}_\Omega \left[ \|\hat{\mathbf{A}}\|_{\max} \right]. \end{aligned}$$

Noting that  $\mathbb{E}_{\mathcal{D},\Omega}[\mathcal{E}(\hat{\beta})] = \mathbb{E}_\Omega \left[ \text{MSE}(\hat{Y}) \right]$  and combining the above results yields

$$\begin{aligned} \mathbb{E}_\Omega \left[ \text{MSE}(\hat{Y}) \right] &\leq \mathbb{E}_\Omega \left[ \text{MSE}_\Omega(\hat{Y}) \right] + \frac{4\sqrt{2} \cdot r^{3/2} B^2}{\sqrt{n}} \cdot \mathbb{E}_\Omega \left[ \|\hat{\mathbf{A}}\|_{\max}^2 \right] + \frac{4\sqrt{2} \cdot \sqrt{r} B \Gamma \|\beta^*\|_1}{\sqrt{n}} \cdot \mathbb{E}_\Omega \left[ \|\hat{\mathbf{A}}\|_{\max} \right] \\ &\leq \mathbb{E}_\Omega \left[ \text{MSE}_\Omega(\hat{Y}) \right] + \frac{C_1 \cdot r^{3/2} B^2 \cdot \Gamma \|\beta^*\|_1}{\sqrt{n}} \cdot \mathbb{E}_\Omega \left[ \|\hat{\mathbf{A}}\|_{\max}^2 \right], \end{aligned}$$

where  $C_1 > 0$  is a universal constant. This completes the proof.  $\blacksquare$

### K.3. Proof of Lemma 49

**Proof** Let  $\Omega = \{i_1, \dots, i_n\}$ . Further, let  $\Omega' = \{i'_1, \dots, i'_n\}$  be a “ghost sample”, i.e.,  $\Omega'$  is an independent set of  $n$  locations sampled uniformly at random and without replacement from  $[N]$ . Thus,

$$\mathbb{E}_{\Omega|\mathcal{D}}[\phi(\Omega)] = \mathbb{E}_{\Omega|\mathcal{D}} \left[ \sup_{\beta \in \mathcal{F}} \left( \mathcal{E}(\beta) - \hat{\mathcal{E}}_\Omega(\beta) \right) \right]$$



$$\begin{aligned}
 &= \mathbb{E}_{\Omega|\mathcal{D}} \left[ \sup_{\beta \in \mathcal{F}} \left( \mathbb{E}_{\Omega'} \left[ \widehat{\mathcal{E}}_{\Omega'}(\beta) - \widehat{\mathcal{E}}_{\Omega}(\beta) \right] \right) \right] \\
 &\leq \mathbb{E}_{\Omega, \Omega'|\mathcal{D}} \left[ \sup_{\beta \in \mathcal{F}} \left( \widehat{\mathcal{E}}_{\Omega'}(\beta) - \widehat{\mathcal{E}}_{\Omega}(\beta) \right) \right] \\
 &= \mathbb{E}_{\Omega, \Omega'|\mathcal{D}} \left[ \sup_{\beta \in \mathcal{F}} \frac{1}{n} \sum_{k=1}^n \left( \ell(\mathbf{A}_{i'_k} \beta^*; \widehat{\mathbf{A}}_{i'_k} \beta) - \ell(\mathbf{A}_{i_k} \beta^*; \widehat{\mathbf{A}}_{i_k} \beta) \right) \right],
 \end{aligned}$$

where the inequality follows by the convexity of the supremum function and Jensen's Inequality.

To proceed, we will use the ghost sampling technique. Recall that the entries of  $\Omega$  and  $\Omega'$  were drawn uniformly at random from  $[N]$ . As a result,  $\ell(\mathbf{A}_{i'_k} \beta^*; \widehat{\mathbf{A}}_{i'_k} \beta) - \ell(\mathbf{A}_{i_k} \beta^*; \widehat{\mathbf{A}}_{i_k} \beta)$  and  $\ell(\mathbf{A}_{i_k} \beta^*; \widehat{\mathbf{A}}_{i_k} \beta) - \ell(\mathbf{A}_{i'_k} \beta^*; \widehat{\mathbf{A}}_{i'_k} \beta)$  have the same distribution. Further, since  $\sigma_k$  takes value 1 and  $-1$  with equal probability, we have

$$\begin{aligned}
 &\mathbb{E}_{\Omega, \Omega'|\mathcal{D}} \left[ \sup_{\beta \in \mathcal{F}} \frac{1}{n} \sum_{k=1}^n \left( \ell(\mathbf{A}_{i'_k} \beta^*; \widehat{\mathbf{A}}_{i'_k} \beta) - \ell(\mathbf{A}_{i_k} \beta^*; \widehat{\mathbf{A}}_{i_k} \beta) \right) \right] \\
 &= \mathbb{E}_{\sigma, \Omega, \Omega'|\mathcal{D}} \left[ \sup_{\beta \in \mathcal{F}} \frac{1}{n} \sum_{k=1}^n \sigma_k \left( \ell(\mathbf{A}_{i'_k} \beta^*; \widehat{\mathbf{A}}_{i'_k} \beta) - \ell(\mathbf{A}_{i_k} \beta^*; \widehat{\mathbf{A}}_{i_k} \beta) \right) \right].
 \end{aligned}$$

Combining the above relation with the fact that the supremum of a sum is bounded above by the sum of supremums, we obtain

$$\begin{aligned}
 \mathbb{E}_{\Omega|\mathcal{D}}[\phi(\Omega)] &\leq \mathbb{E}_{\sigma, \Omega, \Omega'|\mathcal{D}} \left[ \sup_{\beta \in \mathcal{F}} \frac{1}{n} \sum_{k=1}^n \sigma_k \left( \ell(\mathbf{A}_{i'_k} \beta^*; \widehat{\mathbf{A}}_{i'_k} \beta) - \ell(\mathbf{A}_{i_k} \beta^*; \widehat{\mathbf{A}}_{i_k} \beta) \right) \right] \\
 &\leq \mathbb{E}_{\sigma, \Omega, \Omega'|\mathcal{D}} \left[ \sup_{\beta \in \mathcal{F}} \frac{1}{n} \sum_{k=1}^n \sigma_k \ell(\mathbf{A}_{i'_k} \beta^*; \widehat{\mathbf{A}}_{i'_k} \beta) + \sup_{\beta \in \mathcal{F}} \frac{1}{n} \sum_{k=1}^n -\sigma_k \ell(\mathbf{A}_{i_k} \beta^*; \widehat{\mathbf{A}}_{i_k} \beta) \right] \\
 &= \mathbb{E}_{\sigma, \Omega|\mathcal{D}} \left[ \sup_{\beta \in \mathcal{F}} \frac{1}{n} \sum_{k=1}^n \sigma_k \ell(\mathbf{A}_{i_k} \beta^*; \widehat{\mathbf{A}}_{i_k} \beta) \right] + \mathbb{E}_{\sigma, \Omega'|\mathcal{D}} \left[ \sup_{\beta \in \mathcal{F}} \frac{1}{n} \sum_{k=1}^n \sigma_k \ell(\mathbf{A}_{i'_k} \beta^*; \widehat{\mathbf{A}}_{i'_k} \beta) \right] \\
 &= 2 \cdot R_n(\ell \circ \mathcal{F}),
 \end{aligned}$$

where the second to last equality holds because  $\sigma_k$  is a symmetric random variable. ■

#### K.4. Proof of Lemma 50

##### K.4.1. HELPER LEMMAS FOR THE PROOF OF LEMMA 50

To prove Lemma 50, we first prove a series of helper lemmas.

**Lemma 51** *Let Property 2.1 hold. Then, for any  $\beta \in \mathcal{F}$ ,*

$$\max_{i \in [N]} \ell(\mathbf{A}_{i, \cdot} \beta^*, \widehat{\mathbf{A}}_{i, \cdot} \beta) \leq C(\widehat{\mathbf{A}}).$$

Here,  $C(\widehat{\mathbf{A}}) = 2 \left[ (rB \cdot \|\widehat{\mathbf{A}}\|_{\max})^2 + (\Gamma \|\beta^*\|_1)^2 \right]$ .

**Proof** Observe that for any  $i \in [N]$  and  $\beta \in \mathcal{F}$ ,

$$\ell(\mathbf{A}_{i,\cdot}\beta^*, \hat{\mathbf{A}}_{i,\cdot}\beta) = (\hat{\mathbf{A}}_{i,\cdot}\beta - \mathbf{A}_{i,\cdot}\beta^*)^2 \leq 2(\hat{\mathbf{A}}_{i,\cdot}\beta)^2 + 2(\mathbf{A}_{i,\cdot}\beta^*)^2.$$

Recall that every candidate vector  $\beta \in \mathcal{F}$  has the following properties:  $\|\beta\|_0 \leq r$  and  $\|\beta\|_2 \leq B$ . Hence, it follows that for any  $i \in [N]$ ,

$$|\hat{\mathbf{A}}_{i,\cdot}\beta| \leq r \cdot \|\beta\|_\infty \cdot \max_{j \in [p]} |\hat{A}_{ij}| \leq r \cdot \|\beta\|_2 \cdot \|\hat{\mathbf{A}}\|_{\max} \leq rB \cdot \|\hat{\mathbf{A}}\|_{\max}.$$

Further, By Property 2.1 and Holder's inequality, we have for any  $i \in [N]$ ,

$$|\mathbf{A}_{i,\cdot}\beta^*| \leq \|\mathbf{A}_{i,\cdot}\|_\infty \|\beta^*\|_1 \leq \Gamma \|\beta^*\|_1.$$

The desired result then follows from an immediate application of the above results. ■

**Lemma 52** *Let  $\text{rank}(\hat{\mathbf{A}}) = r$ . Then,*

$$R_n(\mathcal{F}) \leq \frac{\sqrt{r}B}{\sqrt{n}} \cdot \|\hat{\mathbf{A}}\|_{\max}.$$

**Proof** Let  $I_\beta = \{i \in [p] : \beta_i \neq 0\}$  denote the index set for the nonzero elements of  $\beta \in \mathcal{F}$ ; recall that  $|I_\beta| \leq r$  by the construction of  $\mathcal{F}$ . For any vector  $v \in \mathbb{R}^p$ , we denote  $v_{I_\beta}$  as the vector that retains only its values in  $I_\beta$  and takes the value 0 otherwise. Then,

$$\begin{aligned} R_n(\mathcal{F}) &= \mathbb{E}_{\sigma, \Omega | \mathcal{D}} \left[ \sup_{\beta \in \mathcal{F}} \left( \frac{1}{n} \sum_{i=1}^n \sigma_i \hat{\mathbf{A}}_{i,\cdot} \beta \right) \right] \\ &= \frac{1}{n} \mathbb{E}_{\sigma, \Omega | \mathcal{D}} \left[ \sup_{\beta \in \mathcal{F}} \left( \sum_{j \in I_\beta} \beta_j \left( \sum_{i=1}^n \sigma_i \hat{\mathbf{A}}_{i,\cdot} \right)_j \right) \right] \\ &\stackrel{(a)}{\leq} \frac{1}{n} \mathbb{E}_{\sigma, \Omega | \mathcal{D}} \left[ \sup_{\beta \in \mathcal{F}} \|\beta\|_2 \cdot \left\| \left( \sum_{i=1}^n \sigma_i \hat{\mathbf{A}}_{i,\cdot} \right)_{I_\beta} \right\|_2 \right] \\ &\stackrel{(b)}{\leq} \frac{B}{n} \mathbb{E}_{\sigma, \Omega | \mathcal{D}} \left[ \left\| \left( \sum_{i=1}^n \sigma_i \hat{\mathbf{A}}_{i,\cdot} \right)_{I_\beta} \right\|_2 \right] \\ &\stackrel{(c)}{\leq} \frac{B}{n} \left( \mathbb{E}_{\sigma, \Omega | \mathcal{D}} \left[ \left( \sum_{i=1}^n \sigma_i \hat{\mathbf{A}}_{i,\cdot} \right)_{I_\beta} \left( \sum_{k=1}^n \sigma_k \hat{\mathbf{A}}_{k,\cdot} \right)_{I_\beta}^T \right] \right)^{1/2} \\ &= \frac{B}{n} \left( \mathbb{E}_{\Omega | \mathcal{D}} \left[ \sum_{i=1}^n \left\| (\hat{\mathbf{A}}_{i,\cdot})_{I_\beta} \right\|_2^2 \right] \right)^{1/2} \\ &\leq \frac{B}{n} \left( nr \max_{i \in [n]} \left\| (\hat{\mathbf{A}}_{i,\cdot})_{I_\beta} \right\|_\infty^2 \right)^{1/2} \\ &= \frac{\sqrt{r}B}{\sqrt{n}} \cdot \max_{i \in [n]} \left\| \hat{\mathbf{A}}_{i,\cdot} \right\|_\infty. \end{aligned}$$

Note that (a) makes use of the Cauchy-Schwartz Inequality, (b) follows from the boundedness assumption of the elements in  $\mathcal{F}$ , and (c) applies Jensen's Inequality. The proof is complete after observing that  $\|\hat{\mathbf{A}}\|_{\max} = \max_{i \in [n]} \|\hat{\mathbf{A}}_{i,\cdot}\|_{\infty}$ .  $\blacksquare$

**Lemma 53 Lipschitz composition of Rademacher averages. (?)**

Suppose  $\{\phi_i\}, \{\psi_i\}$ ,  $i = 1, \dots, n$ , are two sets of functions on  $\Theta$  such that for each  $i$  and  $\theta, \theta' \in \Theta$ ,  $|\phi_i(\theta) - \phi_i(\theta')| \leq |\psi_i(\theta) - \psi_i(\theta')|$ . Then, for all functions  $c : \Theta \rightarrow \mathbb{R}$ ,

$$\mathbb{E} \left[ \sup_{\theta \in \Theta} \left\{ c(\theta) + \sum_{i=1}^n \sigma_i \phi_i(\theta) \right\} \right] \leq \mathbb{E} \left[ \sup_{\theta \in \Theta} \left\{ c(\theta) + \sum_{i=1}^n \sigma_i \psi_i(\theta) \right\} \right],$$

where  $\sigma_i$  are Rademacher random variables.

**Proof** The proof can be found in ?.  $\blacksquare$

#### K.4.2. PROOF OF LEMMA 50

**Proof** Using Lemma 51, we have for any  $\beta \in \mathcal{F}$ ,

$$\max_{i \in [N]} |\ell'(\mathbf{A}_{i,\cdot} \beta^*, \hat{\mathbf{A}}_{i,\cdot} \beta)| \leq 2\sqrt{C(\hat{\mathbf{A}})},$$

where  $\ell'(\cdot, \cdot)$  denotes the derivative of the loss function with respect to our estimate. Since our loss function of interest has bounded first derivative, the Lipschitz constant of  $\ell(\cdot, \cdot)$  is bounded by  $2C(\hat{\mathbf{A}})^{1/2}$ ; hence, applying a corollary of Lemma 53 for Lipschitz functions and using Lemma 52 yields the following inequality:

$$R_n(\ell \circ \mathcal{F}) \leq 2\sqrt{C(\hat{\mathbf{A}})} \cdot R_n(\mathcal{F}) \leq 2B\sqrt{\frac{r C(\hat{\mathbf{A}})}{n}} \cdot \|\hat{\mathbf{A}}\|_{\max}.$$

This concludes the proof.  $\blacksquare$

## Appendix L. Proof of Propositions 5, 11 and 12: Examples

### L.1. Proof of Proposition 5: Embedded Random Gaussian Features

Recall that we let  $\mathbf{A} = \tilde{\mathbf{A}}\tilde{\mathbf{R}}$  where  $\tilde{\mathbf{A}} \in \mathbb{R}^{N \times r}$  is a random matrix whose entries are independent standard normal random variables, i.e.,  $\tilde{A}_{ij} \sim \mathcal{N}(0, 1)$  and  $\tilde{\mathbf{R}} \in \mathbb{R}^{r \times p}$  is another random matrix with independent entries such that  $\tilde{R}_{ij} = 1/\sqrt{r}$  with probability 1/2 and  $\tilde{R}_{ij} = -1/\sqrt{r}$  with probability 1/2 in Proposition 5. In this subsection, we show that  $s_r(\mathbf{A}) = \Omega\left(\sqrt{\frac{Np}{r}}\right)$  and  $\Gamma = O(\sqrt{\log(Np)})$  with high probability.

## L.1.1. HELPER LEMMAS

**Lemma 54** Suppose that  $r \leq \frac{\sqrt{p}}{4\sqrt{2\log p}} + 1$  and let  $\mathbf{R} \in \mathbb{R}^{r \times p}$  be a random matrix with independent entries such that  $\mathbf{R}_{ij} = \frac{1}{\sqrt{p}}$  with probability  $\frac{1}{2}$  and  $\mathbf{R}_{ij} = -\frac{1}{\sqrt{p}}$  with probability  $\frac{1}{2}$ . With probability at least  $1 - \frac{1}{p^2}$ , for all  $v \in \mathbb{R}^r$ ,

$$\frac{1}{2}\|v\|_2^2 \leq \|v\mathbf{R}\|_2^2 \leq \frac{3}{2}\|v\|_2^2.$$

**Proof** For  $i \in [r]$ , let  $\mathbf{R}_i$  denote the  $i$ -th row of  $\mathbf{R}$ . Observe that  $\|\mathbf{R}_i\|_2 = 1$  for all  $i \in [r]$ . Also, note that for  $i \neq j \in [r]$ ,  $\langle \mathbf{R}_i, \mathbf{R}_j \rangle = \frac{1}{p} \sum_{k=1}^p \mathbf{R}_{ik} \mathbf{R}_{jk}$  is a sum of  $p$  independent binary random variables;  $\mathbf{R}_{ik} \mathbf{R}_{jk} = 1$  with probability  $\frac{1}{2}$  and  $-1$  with probability  $\frac{1}{2}$ . Therefore,  $\mathbb{E}\langle \mathbf{R}_i, \mathbf{R}_j \rangle = 0$ . By Hoeffding's inequality for bounded random variables,

$$\mathbb{P}(|\langle \mathbf{R}_i, \mathbf{R}_j \rangle| > t) \leq 2 \exp\left(-\frac{pt^2}{2}\right).$$

Letting  $t = \frac{2\sqrt{2\log p}}{\sqrt{p}}$ , we can conclude that for any pair of  $i \neq j \in [r]$ ,  $|\langle \mathbf{R}_i, \mathbf{R}_j \rangle| \leq \frac{2\sqrt{2\log p}}{\sqrt{p}}$  with probability at least  $1 - \frac{2}{p^4}$ . There are  $\binom{r}{2} \leq \frac{r^2}{2}$  such pairs and  $r \leq p$ . Thus, applying the union bound, we know that  $|\langle \mathbf{R}_i, \mathbf{R}_j \rangle| \leq \frac{2\sqrt{2\log p}}{\sqrt{p}}$  for all pairs  $i \neq j$  with probability at least  $1 - \frac{1}{p^2}$ .

Now we observe that

$$\begin{aligned} \|v\mathbf{R}\|_2^2 &= \left\langle \sum_{i=1}^r v_i \mathbf{R}_i, \sum_{i=1}^r v_i \mathbf{R}_i \right\rangle \\ &= \sum_{i=1}^r v_i^2 \|\mathbf{R}_i\|_2^2 + \sum_{i=1}^r \sum_{j \neq i} v_i v_j \langle \mathbf{R}_i, \mathbf{R}_j \rangle \\ &\leq \sum_{i=1}^r v_i^2 \|\mathbf{R}_i\|_2^2 + \sum_{i=1}^r \sum_{j \neq i} |v_i v_j| |\langle \mathbf{R}_i, \mathbf{R}_j \rangle|. \end{aligned}$$

With probability at least  $1 - \frac{1}{p^2}$ ,

$$\begin{aligned} \|v\mathbf{R}\|_2^2 &\leq \sum_{i=1}^r v_i^2 \|\mathbf{R}_i\|_2^2 + \sum_{i=1}^r \sum_{j \neq i} |v_i v_j| \frac{2\sqrt{2\log p}}{\sqrt{p}} \\ &\stackrel{(a)}{\leq} \sum_{i=1}^r v_i^2 + (r-1) \sum_{i=1}^r v_i^2 \frac{2\sqrt{2\log p}}{\sqrt{p}} \\ &\leq \|v\|_2^2 \left(1 + \frac{2(r-1)\sqrt{2\log p}}{\sqrt{p}}\right) \end{aligned}$$

where (a) follows from that  $\|\mathbf{R}_i\|_2 = 1$  for all  $i \in [r]$  and the Cauchy-Schwarz inequality ( $2|v_i v_j| \leq v_i^2 + v_j^2$ ). By the same argument,  $\|v\mathbf{R}\|_2^2 \geq \|v\|_2^2 \left(1 - \frac{2(r-1)\sqrt{2\log p}}{\sqrt{p}}\right)$ .

Lastly, we note that  $\frac{2(r-1)\sqrt{2\log p}}{\sqrt{p}} \leq \frac{1}{2}$  if and only if  $r \leq \frac{\sqrt{p}}{4\sqrt{2\log p}} + 1$  to complete the proof. ■

**Remark 55** Lemma 54 implies that given  $r \leq 1 + \frac{\sqrt{p}}{4\sqrt{2}\log p}$ , the right multiplication of  $\mathbf{R}$  defines a quasi-isometric embedding from  $\mathbb{R}^r$  to  $\mathbb{R}^p$  with high probability. More precisely, with probability at least  $1 - \frac{1}{p^2}$ , the following inequalities are true:

$$\frac{1}{2}\|v\|_2^2 \leq \|v\mathbf{R}\|_2^2 \leq \frac{3}{2}\|v\|_2^2, \quad \forall v \in \mathbb{R}^r, \quad \text{and} \quad \frac{2}{3}\|w\|_2^2 \leq \|\mathbf{R}w\|_2^2 \leq 2\|w\|_2^2, \quad \forall w \in \text{rowspan}(\mathbf{R}).$$

**Remark 56** By Remark 55, with probability at least  $1 - \frac{1}{p^2}$ ,

$$\begin{aligned} s_r(\tilde{\mathbf{A}}\mathbf{R}) &= \sup_{\substack{W \subset \mathbb{R}^p \\ \dim W = r}} \inf_{w \in W} \frac{\|\tilde{\mathbf{A}}\mathbf{R}w\|_2}{\|w\|_2} = \inf_{w \in \text{rowspan}(\mathbf{R})} \frac{\|\tilde{\mathbf{A}}\mathbf{R}w\|_2}{\|w\|_2} \\ &\geq \sqrt{\frac{2}{3}} \inf_{w \in \text{rowspan}(\mathbf{R})} \frac{\|\tilde{\mathbf{A}}\mathbf{R}w\|_2}{\|\mathbf{R}w\|_2} = \sqrt{\frac{2}{3}} \inf_{v \in \mathbb{R}^r} \frac{\|\tilde{\mathbf{A}}v\|_2}{\|v\|_2} = \sqrt{\frac{2}{3}} s_r(\tilde{\mathbf{A}}). \end{aligned}$$

**Lemma 57 (Spectral properties of  $\tilde{\mathbf{A}}$ )** Let  $\tilde{\mathbf{A}} \in \mathbb{R}^{N \times r}$  be a random matrix whose entries are i.i.d. standard Gaussian random variable.

1. With probability at least  $1 - 2\exp(-2\sqrt{Nr})$ ,  $\text{rank}(\tilde{\mathbf{A}}) = r$  and

$$\frac{s_1(\tilde{\mathbf{A}})}{s_r(\tilde{\mathbf{A}})} \leq \left( \frac{N^{1/4} + r^{1/4}}{N^{1/4} - r^{1/4}} \right)^2.$$

2. With probability at least  $1 - \exp(-\frac{Nr}{8})$ ,

$$\|\tilde{\mathbf{A}}\|_F^2 > \frac{Nr}{2}.$$

**Proof** Since  $u_1, \dots, u_r$  are orthonormal, the row rank of  $U$  is  $r$ . Thus the column rank of  $u$  is also  $r$ . By the generation process described above,  $\|\mathbf{A}x\|_2 = \|\tilde{\mathbf{A}}Ux\|_2$  and we can observe that  $\sigma_k(\mathbf{A}) = \sigma_k(\tilde{\mathbf{A}})$  for all  $k \in [r]$ .

**Proof of Claim 1** By (? , Corollary 5.35), for any  $t \geq 0$ , we have

$$\sqrt{N} - \sqrt{r} - t \leq s_{\min}(\tilde{\mathbf{A}}) \leq s_{\min}(\mathbf{A}) \leq \sqrt{N} + \sqrt{r} + t,$$

with probability at least  $1 - 2\exp(-t^2/2)$ . Choosing  $t = 2(Nr)^{1/4}$  concludes the proof.

**Proof of Claim 2** Observe that  $\|\tilde{\mathbf{A}}\|_F^2 = \sum_{i,j} \tilde{\mathbf{A}}_{ij}^2$ . We can easily observe that  $\mathbb{E}\|\tilde{\mathbf{A}}\|_F^2 = Nr$ . By Bernstein's inequality, it follows that for every  $t \geq 0$ ,

$$\mathbb{P}\{\|\tilde{\mathbf{A}}\|_F^2 - \mathbb{E}\|\tilde{\mathbf{A}}\|_F^2 \leq -t\} \leq \exp\left(-\frac{1}{2} \min\left\{\frac{t^2}{Nr}, t\right\}\right).$$

With  $t = \frac{Nr}{2}$ , we have

$$\mathbb{P}\{\|\tilde{\mathbf{A}}\|_F^2 \leq \frac{Nr}{2}\} \leq \exp\left(-\frac{Nr}{8}\right).$$

■

**Remark 58** Lemma 57 implies that with probability at least  $1 - 2 \exp(-2\sqrt{Nr}) - \exp(-\frac{Nr}{8})$ ,

$$s_r(\tilde{\mathbf{A}})^2 \geq \left[ 1 + (r-1) \frac{s_1(\tilde{\mathbf{A}})^2}{s_r(\tilde{\mathbf{A}})^2} \right]^{-1} \|\tilde{\mathbf{A}}\|_F^2 \geq \left[ 1 + (r-1) \left( \frac{N^{1/4} + r^{1/4}}{N^{1/4} - r^{1/4}} \right)^4 \right]^{-1} \frac{Nr}{2}.$$

**Lemma 59 (Structural properties of  $\mathbf{A}$ )** Let  $\mathbf{A} \in \mathbb{R}^{N \times p}$  be a matrix generated as above. With probability at least  $1 - \frac{2}{N^2 p}$ ,

$$\max_{i,j} |A_{ij}| \leq 4\sqrt{\log(Np)}.$$

**Proof** Note that  $A_{ij} \sim \mathcal{N}(0, \sum_{k=1}^r R_{kj}^2)$ . For each  $j$ ,  $A_{ij}$  and  $A_{i'j}$  are independent. Therefore,  $\mathbb{E}[\max_i |A_{ij}|] \leq 2\|\mathbf{R}_{\cdot,j}\| \sqrt{\log N}$ . By the concentration of Lipschitz function,

$$\mathbb{P} \left( |\max_i |A_{ij}| - \mathbb{E}[\max_i |A_{ij}|]| \geq t \right) \leq 2 \exp \left( - \frac{t^2}{2\|\mathbf{R}_{\cdot,j}\|^2} \right).$$

Letting  $t = 2\|\mathbf{R}_{\cdot,j}\| \sqrt{\log(Np)}$ , it follows for each  $j \in [p]$  that  $\mathbb{P} \left( |\max_i |A_{ij}| \geq 4\|\mathbf{R}_{\cdot,j}\| \sqrt{\log(Np)} \right) \leq \frac{2}{N^2 p^2}$ . Note that  $\|\mathbf{R}_{\cdot,j}\| = \sqrt{\frac{r}{p}}$  for all  $j \in [p]$ . Taking union bound over  $j \in [p]$ , we achieve

$$\max_{i,j} |A_{ij}| \leq 4 \max_{j \in [p]} \|\mathbf{R}_{\cdot,j}\| \sqrt{\log(Np)} = 4\sqrt{\frac{r \log(Np)}{p}}$$

with probability at least  $1 - \frac{2}{N^2 p}$ . ■

### L.1.2. COMPLETING THE PROOF OF PROPOSITION 5

**Proof** [Proof of Proposition 5] Observe that  $\mathbf{A} = \tilde{\mathbf{A}}\tilde{\mathbf{R}} = \sqrt{\frac{p}{r}}\tilde{\mathbf{A}}\mathbf{R}$ . By Lemmas 54, 57 (along with Remarks 56 and 58), we have

$$s_r(\mathbf{A}) = s_r(\tilde{\mathbf{A}}\tilde{\mathbf{R}}) = \sqrt{\frac{p}{r}} s_r(\tilde{\mathbf{A}}\mathbf{R}) \geq \sqrt{\frac{Np}{3r}} \left[ \frac{1}{r} + \frac{r-1}{r} \left( \frac{N^{1/4} + r^{1/4}}{N^{1/4} - r^{1/4}} \right)^4 \right]^{-1}$$

with probability at least  $1 - 2 \exp(-2\sqrt{Nr}) - \exp(-\frac{Nr}{8})$ . This inequality combined with Lemma 59 and Theorem 2 completes the proof. ■

## L.2. Proof of Proposition 11: Geometrically Decaying Singular Values

**Proof** [Proof of Proposition 11] We wish to argue that for some constant  $C_2 > 0$ , PCR with parameter  $k = C_2 \frac{\log \log(np)}{\log(1/\theta)}$  the following bound on training error holds:

$$MSE_{\Omega}(\hat{Y}) \leq \frac{2C_2\sigma^2 \log \log np}{n \log(1/\theta)} + \frac{C''(\alpha, \theta)(1 + \gamma + \Gamma + K_{\alpha})^4 \|\beta^*\|_1^2 \log^{5+4C_2} np}{n\rho^4} + \frac{C'' \|\beta^*\|_1^2}{\log^{2C_2} np} + \frac{20}{n} \|\phi\|_2^2,$$

where  $C'(\alpha, \theta) > 0$  constant dependent on  $\alpha, \theta$  and  $C'' > 0$  a universal constant. We wish to utilize the bound in Corollary 8 to derive this result. To that end, the bound of Corollary 8 is

$$\begin{aligned} \text{MSE}_\Omega(\hat{Y}) &\leq \frac{4\sigma^2 k}{n} + \frac{C(\alpha)(1 + \gamma + \Gamma + K_\alpha)^4 \|\beta^*\|_1^2 \log^2 np}{n\rho^2} \left( \frac{(n^2\rho + np) \log^3 np}{\rho^2(\tau_k - \tau_{k+1})^2} + k \right) \\ &\quad + \frac{6\|\beta^*\|_1^2}{n} \|\mathbf{A}^k - \mathbf{A}\|_{2,\infty}^2 + \frac{20}{n} \|\phi\|_2^2, \end{aligned}$$

where  $C(\alpha) > 0$  is a constant that may depend on  $\alpha \geq 1$ . Let us evaluate each of the four terms in the right hand side of (8) to reach the desired (9).

**First term.** Due to choice of  $k = C_2 \frac{\log \log(np)}{\log(1/\theta)}$  it immediately follows that it is

$$\frac{4\sigma^2 k}{n} = \frac{4\sigma^2 C_2 \log \log(np)}{n \log(1/\theta)}.$$

**Second term.** For this, consider

$$\begin{aligned} \frac{n^2\rho + np}{\rho^2(\tau_k - \tau_{k+1})^2} \log^3(np) + k &= \frac{n(n\rho + p) \log^3 np}{\rho^2 \tau_1^2 \theta^{4k-4} (1-\theta)^2} + k \\ &\leq \frac{np \log^3 np}{\rho^2 C_1^2 N p \log^{2C_2} np (1-\theta)^2 \theta^{-4}} + \frac{C_2 \log \log np}{\log(1/\theta)} \\ &\leq C_3(\theta) \frac{\log^{3+4C_2} np}{\rho^2} \end{aligned}$$

where we have used the fact that  $\tau_i = \tau_1 \theta^{i-1}$  for  $i \geq 1$ ,  $\tau_1 = C_1 \sqrt{Np}$ ,  $n\rho \leq N \leq p$  and  $C_3(\theta) > 0$  is a constant that depends on  $\theta$ .

**Third term.** The goal is to bound  $\|\mathbf{A}^k - \mathbf{A}\|_{2,\infty}^2$ . With notation  $\mathbf{E} = \mathbf{A} - \mathbf{A}^k$ , this is equivalent to bounding  $\max_{j \in [p]} \|\mathbf{E}_{:,j}\|_2^2$ . With  $\mathbf{A} = \sum_{i=1}^N \tau_i \mu_i \nu_i^T$  where  $\mu_i \in \mathbb{R}^N$ ,  $\nu_i \in \mathbb{R}^p$  for  $i \in [N]$ , for any  $j \in [p]$ , we have

$$\begin{aligned} \frac{1}{n} \|\mathbf{E}_{:,j}\|^2 &= \frac{1}{n} \left\| \left( \sum_{i=k+1}^N \tau_i \mu_i \nu_i^T \right) e_j \right\|^2 = \frac{1}{n} \left\| \sum_{i=k+1}^N \tau_i \mu_i (\nu_i^T e_j) \right\|^2 \\ &\stackrel{(a)}{=} \frac{1}{n} \sum_{i=k+1}^N \tau_i^2 (\nu_i^T e_j)^2 \\ &\stackrel{(b)}{\leq} \frac{1}{n} \sum_{i=k+1}^N \tau_1^2 \theta^{2(i-1)} (\nu_i^T e_j)^2 \\ &\stackrel{(c)}{\leq} \frac{C_1 N p}{n} \sum_{i=k+1}^N \theta^{2(i-1)} (\nu_i^T e_j)^2 \\ &\stackrel{(d)}{\leq} \frac{C_1 N p}{np} \sum_{i=k+1}^N \theta^{2(i-1)} \end{aligned}$$



$$\stackrel{(e)}{\leq} C\theta^{2k} \stackrel{(f)}{\leq} \frac{C}{\log^{2C_2}(np)}$$

Here, (a) follows from the orthonormality of the (left) singular vectors; (b) follows from  $\tau_i = \tau_1 \theta^{i-1}$ ; (c) follows from  $\tau_1 = C_1 \sqrt{Np}$ ; (d) ‘incoherence’ property of singular vector, i.e.  $\nu_i^T e_j = O(1/\sqrt{p})$  for all  $i, j \in [p]$ ; (e) follows from property of geometric series for some absolute constant  $C > 0$ ; and (f) follows from choice of  $k$ .

**Concluding the proof.** The final term is repeat of  $\frac{20}{n} \|\phi\|_2^2$ . Therefore, putting all of the above together, the proof concludes.  $\blacksquare$

### L.3. Proof of Proposition 12

**Proof** [Proof of Proposition 12] For  $(i, j) \in [N] \times [p]$ , we have  $A_{ij} = \sum_{k=1}^{N \wedge p} \Sigma_{kk} U_{ik} V_{jk}$ . Thus,

$$\begin{aligned} |A_{ij}| &= \left| \sum_{k=1}^{N \wedge p} \Sigma_{kk} U_{ik} V_{jk} \right| \leq \sum_{k=1}^{N \wedge p} \Sigma_{kk} |U_{ik}| |V_{jk}| \\ &\stackrel{(a)}{\leq} \sum_{k=1}^{N \wedge p} \Sigma_{11} \theta^{k-1} \frac{1}{\sqrt{Np}} = \Sigma_{11} \frac{1 - \theta^{N \wedge p}}{1 - \theta} \frac{1}{\sqrt{Np}} \\ &\stackrel{(b)}{\leq} \frac{C}{1 - \theta}. \end{aligned}$$

Here, (a) follows from that  $|U_{ik}| = \frac{1}{\sqrt{N}}$ ,  $|V_{jk}| = \frac{1}{\sqrt{p}}$ , and  $\Sigma_{kk} \leq \Sigma_{11} \theta^{k-1}$ ; and (b) follows from the assumption  $\Sigma_{11} = C\sqrt{Np}$  and that  $1 - \theta^{N \wedge p} \leq 1$ .  $\blacksquare$

## Appendix M. Proof of Propositions 6.1, 6.2

### M.1. Proof of Proposition 6.1

As stated earlier, this analysis is taken from Xu (2017) and is stated for completeness.

**Step 1: Partitioning the space  $[0, 1)^K$ .** Let  $\mathcal{E}$  denote a partition of the cube  $[0, 1)^K$  into a finite number (denoted by  $|\mathcal{E}|$ ) of cubes  $\Delta$ . Let  $\ell \in \mathbb{N}$ . We say  $P_{\mathcal{E}, \ell} : [0, 1)^K \rightarrow \mathbb{R}$  is a piecewise polynomial of degree  $\ell$  if

$$P_{\mathcal{E}, \ell}(\theta) = \sum_{\Delta \in \mathcal{E}} P_{\Delta, \ell}(\theta) \mathbb{1}(\theta \in \Delta), \quad (61)$$

where  $P_{\Delta, \ell}(\theta) : [0, 1)^K \rightarrow \mathbb{R}$  denotes a polynomial of degree at most  $\ell$ .

It suffices to consider an equal partition of  $[0, 1)^K$ . More precisely, for any  $k \in \mathbb{N}$ , we partition the set  $[0, 1)$  into  $1/k$  half-open intervals of lengths  $1/k$ , i.e.  $[0, 1) = \cup_{i=1}^k [(i-1)/k, i/k)$ . It follows that  $[0, 1)^K$  can be partitioned into  $k^K$  cubes of the form  $\otimes_{j=1}^d [(i_j - 1)/k, i_j/k)$  with  $i_j \in [k]$ . Let  $\mathcal{E}_k$  be such a partition with  $I_1, I_2, \dots, I_{k^K}$  denoting all such cubes and  $z_1, z_2, \dots, z_{k^K} \in \mathbb{R}^K$  denoting the centers of those cubes.

**Step 2: Taylor Expansion of  $g(\cdot, \rho_j)$ .** For Step 2 of the proof, to reduce notational overload, we suppress the dependence of  $\rho_j$  on  $g$ , i.e. let  $g(\theta) = g(\cdot, \rho_j)$ .

For every  $I_i$  with  $1 \leq i \leq k^d$ , define  $P_{I_i, \ell}(\theta)$  as the degree- $\ell$  Taylor's series expansion of  $g(\theta)$  at point  $z_i$ :

$$P_{I_i, \ell}(\theta) = \sum_{\kappa: |\kappa| \leq \ell} \frac{1}{\kappa!} (\theta - z_i)^\kappa \nabla_\kappa g(z_i),$$

where  $\kappa = (\kappa_1, \dots, \kappa_d)$  is a multi-index with  $\kappa! = \prod_{i=1}^d \kappa_i!$ , and  $\nabla_\kappa g(z_i)$  is the partial derivative defined in (11). Similar to  $g$ ,  $P_{I_i, \ell}(\theta)$  refers to  $P_{I_i, \ell}(\theta, \rho_j)$ . Now we define a degree- $\ell$  piecewise polynomial as in (61), i.e.,

$$P_{\mathcal{E}_k, \ell}(\theta) = \sum_{i=1}^{k^K} P_{I_i, \ell}(\theta) \mathbb{1}(\theta \in I_i).$$

For the remainder of the proof, let  $\ell = \lfloor \alpha \rfloor$ . Since  $g(\theta) \in \mathcal{H}(\alpha, L)$ , it follows that

$$\begin{aligned} & \sup_{\theta \in (0,1)^K} |g(\theta) - P_{\mathcal{E}_k, \ell}(\theta)| \\ &= \sup_{1 \leq i \leq k^K} \sup_{\theta \in I_i} |g(\theta) - P_{I_i, \ell}(\theta)| \\ &\stackrel{(a)}{=} \sup_{1 \leq i \leq k^K} \sup_{\theta \in I_i} \left| \sum_{\kappa: |\kappa| \leq \ell-1} \frac{\nabla_\kappa g(z_i)}{\kappa!} (\theta - z_i)^\ell + \sum_{\kappa: |\kappa| = \ell} \frac{\nabla_\kappa g(z'_i)}{\kappa!} (\theta - z_i)^\ell - P_{\mathcal{E}_k, \ell}(\theta) \right| \\ &= \sup_{1 \leq i \leq k^K} \sup_{\theta \in I_i} \left| \sum_{\kappa: |\kappa| \leq \ell-1} \frac{\nabla_\kappa g(z_i)}{\kappa!} (\theta - z_i)^\ell \pm \sum_{\kappa: |\kappa| = \ell} \frac{\nabla_\kappa g(z_i)}{\kappa!} (\theta - z_i)^\ell + \sum_{\kappa: |\kappa| = \ell} \frac{\nabla_\kappa g(z'_i)}{\kappa!} (\theta - z_i)^\ell - P_{\mathcal{E}_k, \ell}(\theta) \right| \\ &= \sup_{1 \leq i \leq k^K} \sup_{\theta \in I_i} \left| \sum_{\kappa: |\kappa| \leq \ell} \frac{\nabla_\kappa g(z_i)}{\kappa!} (\theta - z_i)^\ell + \sum_{\kappa: |\kappa| = \ell} \frac{\nabla_\kappa g(z'_i) - \nabla_\kappa g(z_i)}{\kappa!} (\theta - z_i)^\ell - P_{\mathcal{E}_k, \ell}(\theta) \right| \\ &= \sup_{1 \leq i \leq k^K} \sup_{\theta \in I_i} \left| \sum_{\kappa: |\kappa| = \ell} \frac{\nabla_\kappa g(z'_i) - \nabla_\kappa g(z_i)}{\kappa!} (\theta - z_i)^\ell \right| \\ &\stackrel{(b)}{\leq} \sup_{1 \leq i \leq k^K} \sup_{\theta \in I_i} \|\theta - z_i\|_\infty^\ell \sup_{\theta \in I_i} \sum_{\kappa: |\kappa| = \ell} \frac{1}{\kappa!} |\nabla_\kappa g(z'_i) - \nabla_\kappa g(z_i)| \\ &\stackrel{(c)}{\leq} \mathcal{L} \sup_{1 \leq i \leq k^K} \sup_{\theta \in I_i} \|\theta - z_i\|_\infty^\alpha = \mathcal{L} k^{-\alpha}. \end{aligned}$$

where (a) follows from multivariate's version of Taylor's theorem (and using the Lagrange form for the remainder) and  $z'_i \in [0, 1)^K$  is a vector that can be represented as  $z_i + c\theta$  for  $c \in (0, 1)$ ; (b) follows from Holder's inequality; (c) follows from Definition 13.

**Step 3: Construct Low-Rank Approximation of  $A'$  Using  $P_{\mathcal{E}_k, \ell}(\cdot, \rho_j)$ .** Recall  $A'_{ij} = g(\theta_i, \rho_j)$ , and  $g(\cdot, \rho_j) \in \mathcal{H}(\alpha, \mathcal{L})$ . We now construct a low-rank approximation of it using  $P_{I_i, \ell}(\cdot, \rho_j)$ . Define  $A^{(\text{lr})} \in \mathbb{R}^{N \times p}$ , where  $A^{(\text{lr})}_{ij} = P_{\mathcal{E}_k, \ell}(\theta_i, \rho_j)$ .

By Step 2, we have that for all  $i \in [N], j \in [p]$ ,

$$\left| \mathbf{A}'_{ij} - \mathbf{A}_{ij}^{(\text{lr})} \right| \leq \mathcal{L}k^{-\alpha}$$

It remains to bound the rank of  $\mathbf{A}^{(\text{lr})}$ . Note that since  $P_{\mathcal{E}_k, \ell}(\theta_i, \rho_j)$  is a piecewise polynomial of degree  $\ell = \lfloor \alpha \rfloor$ , it has a decomposition of the form

$$\mathbf{A}_{ij}^{(\text{lr})} = P_{\mathcal{E}_k, \ell}(\theta_i, \rho_j) = \sum_{i=1}^{k^K} \langle \Phi(\theta), \beta_{I_i, s} \rangle \mathbb{1}(\theta \in I_i),$$

where the vector

$$\Phi(\theta) = \left( 1, \theta_1, \dots, \theta_K, \dots, \theta_1^\ell, \dots, \theta_K^\ell \right)^T,$$

i.e., is the vector of all monomials of degree less than or equal to  $\ell$ . The number of such monomials is easily show to be equal to  $C(\alpha, K) := \sum_{i=0}^{\lfloor \alpha \rfloor} \binom{i+K-1}{K-1}$ .

Thus the rank of  $\mathbf{A}^{(\text{lr})}$  is bounded by  $k^K C(\alpha, K)$ . Setting  $k = 1/\delta$  completes the proof.

## M.2. Proof of Proposition 6.2

Let  $\mathbf{A}^{(\text{lr})}$  be defined as in Proposition 6.1. Let  $r = \text{rank}(\mathbf{A}^{(\text{lr})})$ . Hence  $\mathbf{A}^{(\text{lr})}$  has the following representation (by appealing to the singular value decomposition of  $\mathbf{A}^{(\text{lr})}$ ),

$$\mathbf{A}_{ij}^{(\text{lr})} = \sum_{l=1}^r U_{il} V_{jl}.$$

Since we are choosing the treatment unit uniformly at random amongst the  $p$  possible units (due to re-indexing of indices as per some random permutation), the probability that  $U_{\cdot 0}$  is not a linear combination of at most  $r$  other columns is at most  $r/(p+1)$  (easily seen by definition of rank of a matrix).

Conditioning on the event  $U_{\cdot 0}$  can be written as a linear combination of  $r$  other columns (and appropriate re-indexing)

$$\begin{aligned} |A'_{i0} - \sum_{k=1}^r \beta_k^* \cdot A'_{ik}| &= |A'_{i0} \pm \mathbf{A}_{i0}^{(\text{lr})} - \sum_{k=1}^r \beta_k^* \cdot A'_{ik} \pm \sum_{k=1}^r \beta_k^* \cdot \mathbf{A}_{ik}^{(\text{lr})}| \\ &\leq |A'_{i0} - \mathbf{A}_{i0}^{(\text{lr})}| + \left| \sum_{k=1}^r \beta_k^* \cdot A'_{ik} - \sum_{k=1}^r \beta_k^* \cdot \mathbf{A}_{ik}^{(\text{lr})} \right| + |\mathbf{A}_{i0}^{(\text{lr})} - \sum_{k=1}^r \beta_k^* \cdot \mathbf{A}_{ik}^{(\text{lr})}| \\ &= |A'_{i0} - \mathbf{A}_{i0}^{(\text{lr})}| + \left| \sum_{k=1}^r \beta_k^* \cdot A'_{ik} - \sum_{k=1}^r \beta_k^* \cdot \mathbf{A}_{ik}^{(\text{lr})} \right| \\ &\leq |A'_{i0} - \mathbf{A}_{i0}^{(\text{lr})}| + \sum_{k=1}^r |\beta_k^* \cdot A'_{ik} - \beta_k^* \cdot \mathbf{A}_{ik}^{(\text{lr})}| \\ &\leq (r+1) \mathcal{L} \cdot \delta^\alpha \end{aligned}$$

Noting  $r \leq C(\alpha, K) \left( \frac{1}{\delta} \right)^K$  completes the proof.