

ADAPTIVE GRADIENT METHODS WITH DYNAMIC BOUND OF LEARNING RATE

Liangchen Luo^{†,*}, Yuanhao Xiong^{‡,*}, Yan Liu[§], Xu Sun^{†¶}

[†]MOE Key Lab of Computational Linguistics, School of EECS, Peking University

[‡]College of Information Science and Electronic Engineering, Zhejiang University

[§]Department of Computer Science, University of Southern California

[¶]Center for Data Science, Beijing Institute of Big Data Research, Peking University

[†]{luolc, xusun}@pku.edu.cn [‡]xiongyh@zju.edu.cn [§]yanliu.cs@usc.edu

ABSTRACT

Adaptive optimization methods such as ADAGRAD, RMSPROP and ADAM have been proposed to achieve a rapid training process with an element-wise scaling term on learning rates. Though prevailing, they are observed to generalize poorly compared with SGD or even fail to converge due to unstable and extreme learning rates. Recent work has put forward some algorithms such as AMSGRAD to tackle this issue but they failed to achieve considerable improvement over existing methods. In our paper, we demonstrate that extreme learning rates can lead to poor performance. We provide new variants of ADAM and AMSGRAD, called ADABOUND and AMSBOUND respectively, which employ dynamic bounds on learning rates to achieve a gradual and smooth transition from adaptive methods to SGD and give a theoretical proof of convergence. We further conduct experiments on various popular tasks and models, which is often insufficient in previous work. Experimental results show that new variants can eliminate the generalization gap between adaptive methods and SGD and maintain higher learning speed early in training at the same time. Moreover, they can bring significant improvement over their prototypes, especially on complex deep networks. The implementation of the algorithm can be found at <https://github.com/Luolc/AdaBound>.

1 INTRODUCTION

There has been tremendous progress in first-order optimization algorithms for training deep neural networks. One of the most dominant algorithms is stochastic gradient descent (SGD) (Robbins & Monro, 1951), which performs well across many applications in spite of its simplicity. However, there is a disadvantage of SGD that it scales the gradient uniformly in all directions. This may lead to poor performance as well as limited training speed when the training data are sparse. To address this problem, recent work has proposed a variety of *adaptive* methods that scale the gradient by square roots of some form of the average of the squared values of past gradients. Examples of such methods include ADAM (Kingma & Lei Ba, 2015), ADAGRAD (Duchi et al., 2011) and RMSPROP (Tieleman & Hinton, 2012). ADAM in particular has become the default algorithm leveraged across many deep learning frameworks due to its rapid training speed (Wilson et al., 2017).

Despite their popularity, the generalization ability and out-of-sample behavior of these adaptive methods are likely worse than their non-adaptive counterparts. Adaptive methods often display faster progress in the initial portion of the training, but their performance quickly plateaus on the unseen data (development/test set) (Wilson et al., 2017). Indeed, the optimizer is chosen as SGD (or with momentum) in several recent state-of-the-art works in natural language processing and computer vision (Luo et al., 2019; Wu & He, 2018), wherein these instances SGD does perform better than adaptive methods. Reddi et al. (2018) have recently proposed a variant of ADAM called AMSGRAD, hoping to solve this problem. The authors provide a theoretical guarantee of convergence but only illustrate its better performance on training data. However, the generalization ability of AMSGRAD

*Equal contribution. This work was done when the first and second authors were on an internship at DiDi AI Labs.

on unseen data is found to be similar to that of ADAM while a considerable performance gap still exists between AMSGRAD and SGD (Keskar & Socher, 2017; Chen et al., 2018).

In this paper, we first conduct an empirical study on ADAM and illustrate that both extremely large and small learning rates exist by the end of training. The results correspond with the perspective pointed out by Wilson et al. (2017) that the lack of generalization performance of adaptive methods may stem from unstable and extreme learning rates. In fact, introducing non-increasing learning rates, the key point in AMSGRAD, may help abate the impact of huge learning rates, while it neglects possible effects of small ones. We further provide an example of a simple convex optimization problem to elucidate how tiny learning rates of adaptive methods can lead to undesirable non-convergence. In such settings, RMSPROP and ADAM provably do not converge to an optimal solution, and furthermore, however large the initial step size α is, it is impossible for ADAM to fight against the scale-down term.

Based on the above analysis, we propose new variants of ADAM and AMSGRAD, named ADABOUND and AMSBOUND, which do not suffer from the negative impact of extreme learning rates. We employ dynamic bounds on learning rates in these adaptive methods, where the lower and upper bound are initialized as zero and infinity respectively, and they both smoothly converge to a constant final step size. The new variants can be regarded as adaptive methods at the beginning of training, and they gradually and smoothly transform to SGD (or with momentum) as time step increases. In this framework, we can enjoy a rapid initial training process as well as good final generalization ability. We provide a convergence analysis for the new variants in the convex setting.

We finally turn to an empirical study of the proposed methods on various popular tasks and models in computer vision and natural language processing. Experimental results demonstrate that our methods have higher learning speed early in training and in the meantime guarantee strong generalization performance compared to several adaptive and non-adaptive methods. Moreover, they can bring considerable improvement over their prototypes especially on complex deep networks.

2 NOTATIONS AND PRELIMINARIES

Notations Given a vector $\theta \in \mathbb{R}^d$ we denote its i -th coordinate by θ_i ; we use θ^k to denote element-wise power of k and $\|\theta\|$ to denote its ℓ_2 -norm; for a vector θ_t in the t -th iteration, the i -th coordinate of θ_t is denoted as $\theta_{t,i}$ by adding a subscript i . Given two vectors $v, w \in \mathbb{R}^d$, we use $\langle v, w \rangle$ to denote their inner product, $v \odot w$ to denote element-wise product, v/w to denote element-wise division, $\max(v, w)$ to denote element-wise maximum and $\min(v, w)$ to denote element-wise minimum. We use S_+^d to denote the set of all positive definite $d \times d$ matrices. For a vector $a \in \mathbb{R}^d$ and a positive definite matrix $M \in \mathbb{R}^{d \times d}$, we use a/M to denote $M^{-1}a$ and \sqrt{M} to denote $M^{1/2}$. The projection operation $\Pi_{\mathcal{F}, M}(y)$ for $M \in S_+^d$ is defined as $\arg \min_{x \in \mathcal{F}} \|M^{1/2}(x - y)\|$ for $y \in \mathbb{R}^d$. We say \mathcal{F} has bounded diameter D_∞ if $\|x - y\|_\infty \leq D_\infty$ for all $x, y \in \mathcal{F}$.

Online convex programming A flexible framework to analyze iterative optimization methods is the *online optimization problem*. It can be formulated as a repeated game between a player (the algorithm) and an adversary. At step t , the algorithm chooses a decision $x_t \in \mathcal{F}$, where $\mathcal{F} \subset \mathbb{R}^d$ is a convex feasible set. Then the adversary chooses a convex loss function f_t and the algorithm incurs loss $f_t(x_t)$. The difference between the total loss $\sum_{t=1}^T f_t(x_t)$ and its minimum value for a fixed decision is known as the *regret*, which is represented by $R_T = \sum_{t=1}^T f_t(x_t) - \min_{x \in \mathcal{F}} \sum_{t=1}^T f_t(x)$. Throughout this paper, we assume that the feasible set \mathcal{F} has bounded diameter and $\|\nabla f_t(x)\|_\infty$ is bounded for all $t \in [T]$ and $x \in \mathcal{F}$. We are interested in algorithms with little regret. Formally speaking, our aim is to devise an algorithm that ensures $R_T = o(T)$, which implies that on average, the model’s performance converges to the optimal one. It has been pointed out that an online optimization algorithm with vanishing average regret yields a corresponding stochastic optimization algorithm (Cesa-Bianchi et al., 2002). Thus, following Reddi et al. (2018), we use online gradient descent and stochastic gradient descent synonymously.

A generic overview of optimization methods We follow Reddi et al. (2018) to provide a generic framework of optimization methods in Algorithm 1 that encapsulates many popular adaptive and non-adaptive methods. This is useful for understanding the properties of different optimization methods. Note that the algorithm is still abstract since the functions $\phi_t : \mathcal{F}^t \rightarrow \mathbb{R}^d$ and $\psi_t : \mathcal{F}^d \rightarrow S_+^d$ have not been specified. In this paper, we refer to α as initial step size and $\alpha_t/\sqrt{V_t}$ as

Algorithm 1 Generic framework of optimization methods**Input:** $x_1 \in \mathcal{F}$, initial step size α , sequence of functions $\{\phi_t, \psi_t\}_{t=1}^T$

```

1: for  $t = 1$  to  $T$  do
2:    $g_t = \nabla f_t(x_t)$ 
3:    $m_t = \phi_t(g_1, \dots, g_t)$  and  $V_t = \psi_t(g_1, \dots, g_t)$ 
4:    $\alpha_t = \alpha/\sqrt{t}$ 
5:    $\hat{x}_{t+1} = x_t - \alpha_t m_t / \sqrt{V_t}$ 
6:    $x_{t+1} = \Pi_{\mathcal{F}, \sqrt{V_t}}(\hat{x}_{t+1})$ 
7: end for

```

learning rate of the algorithm. Note that we employ a design of decreasing step size by $\alpha_t = \alpha/\sqrt{t}$ for it is required for theoretical proof of convergence. However such an aggressive decay of step size typically translates into poor empirical performance, while a simple constant step size $\alpha_t = \alpha$ usually works well in practice. For the sake of clarity, we will use the decreasing scheme for theoretical analysis and the constant scheme for empirical study in the rest of the paper.

Under such a framework, we can summarize the popular optimization methods in Table 1.¹ A few remarks are in order. We can see the scaling term ψ_t is \mathbb{I} in SGD(M), while adaptive methods introduce different kinds of averaging of the squared values of past gradients. ADAGRAD and RMSPROP can be seen as variants of ADAGRAD, where the former ones use an exponential moving average as function ψ_t instead of the simple average used in ADAGRAD. In particular, RMSPROP is essentially a special case of ADAM with $\beta_1 = 0$. AMSGRAD is not listed in the table as it does not have a simple expression of ψ_t . It can be defined as $\psi_t = \text{diag}(\hat{v}_t)$ where \hat{v}_t is obtained by the following recursion: $v_t = \beta_2 v_{t-1} + (1 - \beta_2) g_t^2$ and $\hat{v}_t = \max(\hat{v}_{t-1}, v_t)$ with $\hat{v}_0 = v_0 = \mathbf{0}$. The definition of ϕ_t is same with that of ADAM. In the rest of the paper we will mainly focus on ADAM due to its generality but our arguments also apply to other similar adaptive methods such as RMSPROP and AMSGRAD.

Table 1: An overview of popular optimization methods using the generic framework.

	SGD	SGDM	ADAGRAD	RMSPROP	ADAM
ϕ_t	g_t	$\sum_{i=1}^t \gamma^{t-i} g_i$	g_t	g_t	$(1 - \beta_1) \sum_{i=1}^t \beta_1^{t-i} g_i$
ψ_t	\mathbb{I}	\mathbb{I}	$\text{diag}(\sum_{i=1}^t g_i^2)/t$	$(1 - \beta_2) \text{diag}(\sum_{i=1}^t \beta_2^{t-i} g_i^2)$	$(1 - \beta_2) \text{diag}(\sum_{i=1}^t \beta_2^{t-i} g_i^2)$

3 THE NON-CONVERGENCE CAUSED BY EXTREME LEARNING RATE

In this section, we elaborate the primary defect in current adaptive methods with a preliminary experiment and a rigorous proof. As mentioned above, adaptive methods like ADAM are observed to perform worse than SGD. Reddi et al. (2018) proposed AMSGRAD to solve this problem but recent work has pointed out AMSGRAD does not show evident improvement over ADAM (Keskar & Socher, 2017; Chen et al., 2018). Since AMSGRAD is claimed to have a smaller learning rate compared with ADAM, the authors only consider large learning rates as the cause for bad performance of ADAM. However, small ones might be a pitfall as well. Thus, we speculate both extremely large and small learning rates of ADAM are likely to account for its ordinary generalization ability.

For corroborating our speculation, we sample learning rates of several weights and biases of ResNet-34 on CIFAR-10 using ADAM. Specifically, we randomly select nine 3×3 convolutional kernels from different layers and the biases in the last linear layer. As parameters of the same layer usually have similar properties, here we only demonstrate learning rates of nine weights sampled from nine kernels respectively and one bias from the last layer by the end of training, and employ a heatmap to visualize them. As shown in Figure 1, we can find that when the model is close to convergence, learning rates are composed of tiny ones less than 0.01 as well as huge ones greater than 1000.

¹We ignore the debiasing term used in the original version of ADAM in Kingma & Lei Ba (2015) for simplicity. Our arguments apply to the debiased version as well.

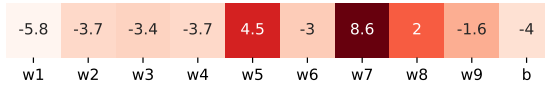


Figure 1: Learning rates of sampled parameters. Each cell contains a value obtained by conducting a logarithmic operation on the learning rate. The lighter cell stands for the smaller learning rate.

The above analysis and observation show that there are indeed learning rates which are too large or too small in the final stage of the training process. AMSGRAD may help abate the impact of huge learning rates, but it neglects the other side of the coin. Insofar, we still have the following two doubts. First, does the tiny learning rate really do harm to the convergence of ADAM? Second, as the learning rate highly depends on the initial step size, can we use a relatively larger initial step size α to get rid of too small learning rates?

To answer these questions, we show that undesirable convergence behavior for ADAM and RM-SPROP can be caused by extremely small learning rates, and furthermore, in some cases no matter how large the initial step size α is, ADAM will still fail to find the right path and converge to some highly suboptimal points. Consider the following sequence of linear functions for $\mathcal{F} = [-2, 2]$:

$$f_t(x) = \begin{cases} -100, & \text{for } x < 0; \\ 0, & \text{for } x > 1; \\ -x, & \text{for } 0 \leq x \leq 1 \text{ and } t \bmod C = 1; \\ 2x, & \text{for } 0 \leq x \leq 1 \text{ and } t \bmod C = 2; \\ 0, & \text{otherwise} \end{cases}$$

where $C \in \mathbb{N}$ satisfies: $5\beta_2^{C-2} \leq (1 - \beta_2)/(4 - \beta_2)$. For this function sequence, it is easy to see any point satisfying $x < 0$ provides the minimum regret. Supposing $\beta_1 = 0$, we show that ADAM converges to a highly suboptimal solution of $x \geq 0$ for this setting. Intuitively, the reasoning is as follows. The algorithm obtains a gradient -1 once every C steps, which moves the algorithm in the wrong direction. Then, at the next step it observes a gradient 2 . But the larger gradient 2 is unable to counteract the effect to wrong direction since the learning rate at this step is scaled down to a value much less than the previous one, and hence x becomes larger and larger as the time step increases. We formalize this intuition in the result below.

Theorem 1. *There is an online convex optimization problem where for any initial step size α , ADAM has non-zero average regret i.e., $R_T/T \not\rightarrow 0$ as $T \rightarrow \infty$.*

We relegate all proofs to the appendix. Note that the above example also holds for constant step size $\alpha_t = \alpha$. Also note that vanilla SGD does not suffer from this problem. There is a wide range of valid choices of initial step size α where the average regret of SGD asymptotically goes to 0, in other words, converges to the optimal solution. This problem can be more obvious in the later stage of a training process in practice when the algorithm gets stuck in some suboptimal points. In such cases, gradients at most steps are close to 0 and the average of the second order momentum may be highly various due to the property of exponential moving average. Therefore, “correct” signals which appear with a relatively low frequency (i.e. gradient 2 every C steps in the above example) may not be able to lead the algorithm to a right path, if they come after some “wrong” signals (i.e. gradient 1 in the example), even though the correct ones have larger absolute value of gradients.

One may wonder if using large β_1 helps as we usually use β_1 close to 1 in practice. However, the following result shows that for any constant β_1 and β_2 with $\beta_1 < \sqrt{\beta_2}$, there exists an example where ADAM has non-zero average regret asymptotically regardless of the initial step size α .

Theorem 2. *For any constant $\beta_1, \beta_2 \in [0, 1)$ such that $\beta_1 < \sqrt{\beta_2}$, there is an online convex optimization problem where for any initial step size α , ADAM has non-zero average regret i.e., $R_T/T \not\rightarrow 0$ as $T \rightarrow \infty$.*

Furthermore, a stronger result stands in the easier stochastic optimization setting.

Theorem 3. *For any constant $\beta_1, \beta_2 \in [0, 1)$ such that $\beta_1 < \sqrt{\beta_2}$, there is a stochastic convex optimization problem where for any initial step size α , ADAM does not converge to the optimal solution.*

Remark. The analysis of ADAM in Kingma & Lei Ba (2015) relies on decreasing β_1 over time, while here we use constant β_1 . Indeed, since the critical parameter is β_2 rather than β_1 in our analysis, it is quite easy to extend our examples to the case using decreasing scheme of β_1 .

As mentioned by Reddi et al. (2018), the condition $\beta_1 < \sqrt{\beta_2}$ is benign and is typically satisfied in the parameter settings used in practice. Such condition is also assumed in convergence proof of Kingma & Lei Ba (2015). The above results illustrate the potential bad impact of extreme learning rates and algorithms are unlikely to achieve good generalization ability without solving this problem.

4 ADAPTIVE MOMENT ESTIMATION WITH DYNAMIC BOUND

In this section we develop new variants of optimization methods and provide their convergence analysis. Our aim is to devise a strategy that combines the benefits of adaptive methods, viz. fast initial progress, and the good final generalization properties of SGD. Intuitively, we would like to construct an algorithm that behaves like adaptive methods early in training and like SGD at the end.

Algorithm 2 ADABOUND

Input: $x_1 \in \mathcal{F}$, initial step size α , $\{\beta_{1t}\}_{t=1}^T$, β_2 , lower bound function η_l , upper bound function η_u

- 1: Set $m_0 = 0, v_0 = 0$
- 2: **for** $t = 1$ **to** T **do**
- 3: $g_t = \nabla f_t(x_t)$
- 4: $m_t = \beta_{1t}m_{t-1} + (1 - \beta_{1t})g_t$
- 5: $v_t = \beta_2v_{t-1} + (1 - \beta_2)g_t^2$ and $V_t = \text{diag}(v_t)$
- 6: $\hat{\eta}_t = \text{Clip}(\alpha/\sqrt{V_t}, \eta_l(t), \eta_u(t))$ and $\eta_t = \hat{\eta}_t/\sqrt{t}$
- 7: $x_{t+1} = \Pi_{\mathcal{F}, \text{diag}(\eta_t^{-1})}(x_t - \eta_t \odot m_t)$
- 8: **end for**

Inspired by *gradient clipping*, a popular technique used in practice that clips the gradients larger than a threshold to avoid gradient explosion, we employ clipping on learning rates in ADAM to propose ADABOUND in Algorithm 2. Consider applying the following operation in ADAM

$$\text{Clip}(\alpha/\sqrt{V_t}, \eta_l, \eta_u),$$

which clips the learning rate element-wisely such that the output is constrained to be in $[\eta_l, \eta_u]$.² It follows that SGD(M) with $\alpha = \alpha^*$ can be considered as the case where $\eta_l = \eta_u = \alpha^*$. As for ADAM, $\eta_l = 0$ and $\eta_u = \infty$. Now we can provide the new strategy with the following steps. We employ η_l and η_u as functions of t instead of constant lower and upper bound, where $\eta_l(t)$ is a non-decreasing function that starts from 0 as $t = 0$ and converges to α^* asymptotically; and $\eta_u(t)$ is a non-increasing function that starts from ∞ as $t = 0$ and also converges to α^* asymptotically. In this setting, ADABOUND behaves just like ADAM at the beginning as the bounds have very little impact on learning rates, and it gradually transforms to SGD(M) as the bounds become more and more restricted. We prove the following key result for ADABOUND.

Theorem 4. *Let $\{x_t\}$ and $\{v_t\}$ be the sequences obtained from Algorithm 2, $\beta_1 = \beta_{11}$, $\beta_{1t} \leq \beta_1$ for all $t \in [T]$ and $\beta_1/\sqrt{\beta_2} < 1$. Suppose $\eta_l(t+1) \geq \eta_l(t) > 0$, $\eta_u(t+1) \leq \eta_u(t)$, $\eta_l(t) \rightarrow \alpha^*$ as $t \rightarrow \infty$, $\eta_u(t) \rightarrow \alpha^*$ as $t \rightarrow \infty$, $L_\infty = \eta_l(1)$ and $R_\infty = \eta_u(1)$. Assume that $\|x - y\|_\infty \leq D_\infty$ for all $x, y \in \mathcal{F}$ and $\|\nabla f_t(x)\| \leq G_2$ for all $t \in [T]$ and $x \in \mathcal{F}$. For x_t generated using the ADABOUND algorithm, we have the following bound on the regret*

$$R_T \leq \frac{D_\infty^2 \sqrt{T}}{2(1 - \beta_1)} \sum_{i=1}^d \hat{\eta}_{T,i}^{-1} + \frac{D_\infty^2}{2(1 - \beta_1)} \sum_{t=1}^T \sum_{i=1}^d \beta_{1t} \eta_{t,i}^{-1} + (2\sqrt{T} - 1) \frac{R_\infty G_2^2}{1 - \beta_1}.$$

The following result falls as an immediate corollary of the above result.

Corollary 4.1. *Suppose $\beta_{1t} = \beta_1 \lambda^{t-1}$ in Theorem 4, we have*

$$R_T \leq \frac{D_\infty^2 \sqrt{T}}{2(1 - \beta_1)} \sum_{i=1}^d \hat{\eta}_{T,i}^{-1} + \frac{\beta_1 d D_\infty^2}{2(1 - \beta_1)(1 - \lambda)^2 L_\infty} + (2\sqrt{T} - 1) \frac{R_\infty G_2^2}{1 - \beta_1}.$$

²Here we use constant step size for simplicity. The case using a decreasing scheme of step size is similar. This technique was also mentioned in previous work (Keskar & Socher, 2017).

It is easy to see that the regret of ADABOUND is upper bounded by $O(\sqrt{T})$. Similar to Reddi et al. (2018), one can use a much more modest momentum decay of $\beta_{1t} = \beta_1/t$ and still ensure a regret of $O(\sqrt{T})$. It should be mentioned that one can also incorporate the dynamic bound in AMSGRAD. The resulting algorithm, namely AMSBOUND, also holds a regret of $O(\sqrt{T})$ and the proof of convergence is almost same to Theorem 4 (see Appendix F for details). In next section we will see that AMSBOUND has similar performance to ADABOUND in several well-known tasks.

We end this section with a comparison to the previous work. For the idea of transforming ADAM to SGD, there is a similar work by Keskar & Socher (2017). The authors propose a measure that uses ADAM at first and switches the algorithm to SGD at some specific step. Compared with their approach, our methods have two advantages. First, whether there exists a fixed turning point to distinguish ADAM and SGD is uncertain. So we address this problem with a continuous transforming procedure rather than a “hard” switch. Second, they introduce an extra hyperparameter to decide the switching time, which is not very easy to fine-tune. As for our methods, the flexible parts introduced are two bound functions. We conduct an empirical study of the impact of different kinds of bound functions. The results are placed in Appendix G for we find that the convergence target α^* and convergence speed are not very important to the final results. For the sake of clarity, we will use $\eta_l(t) = 0.1 - \frac{0.1}{(1-\beta_2)t+1}$ and $\eta_u(t) = 0.1 + \frac{0.1}{(1-\beta_2)t}$ in the rest of the paper unless otherwise specified.

5 EXPERIMENTS

In this section, we turn to an empirical study of different models to compare new variants with popular optimization methods including SGD(M), ADAGRAD, ADAM, and AMSGRAD. We focus on three tasks: the MNIST image classification task (Lecun et al., 1998), the CIFAR-10 image classification task (Krizhevsky & Hinton, 2009), and the language modeling task on Penn Treebank (Marcus et al., 1993). We choose them due to their broad importance and availability of their architectures for reproducibility. The setup for each task is detailed in Table 2. We run each experiment three times with the specified initialization method from random starting points. A fixed budget on the number of epochs is assigned for training and the decay strategy is introduced in following parts. We choose the settings that achieve the lowest training loss at the end.

Table 2: Summaries of the models utilized for our experiments.

Dataset	Network Type	Architecture
MNIST	Feedforward	1-Layer Perceptron
CIFAR-10	Deep Convolutional	DenseNet-121
CIFAR-10	Deep Convolutional	ResNet-34
Penn Treebank	Recurrent	1-Layer LSTM
Penn Treebank	Recurrent	2-Layer LSTM
Penn Treebank	Recurrent	3-Layer LSTM

5.1 HYPERPARAMETER TUNING

Optimization hyperparameters can exert great impact on ultimate solutions found by optimization algorithms so here we describe how we tune them. To tune the step size, we follow the method in Wilson et al. (2017). We implement a logarithmically-spaced grid of five step sizes. If the best performing parameter is at one of the extremes of the grid, we will try new grid points so that the best performing parameters are at one of the middle points in the grid. Specifically, we tune over hyperparameters in the following way.

SGD(M) For tuning the step size of SGD(M), we first coarsely tune the step size on a logarithmic scale from $\{100, 10, 1, 0.1, 0.01\}$ and then fine-tune it. Whether the momentum is used depends on the specific model but we set the momentum parameter to default value 0.9 for all our experiments. We find this strategy effective given the vastly different scales of learning rates needed for different modalities. For instance, SGD with $\alpha = 10$ performs best for language modeling on PTB but for the ResNet-34 architecture on CIFAR-10, a learning rate of 0.1 for SGD is necessary.

ADAGRAD The initial set of step sizes used for ADAGRAD are: $\{5e-2, 1e-2, 5e-3, 1e-3, 5e-4\}$. For the initial accumulator value, we choose the recommended value as 0.

ADAM & AMSGRAD We employ the same hyperparameters for these two methods. The initial step sizes are chosen from: $\{1e-2, 5e-3, 1e-3, 5e-4, 1e-4\}$. We turn over β_1 values of $\{0.9, 0.99\}$ and β_2 values of $\{0.99, 0.999\}$. We use for the perturbation value $\epsilon = 1e-8$.

ADABOUND & AMSBOUND We directly apply the default hyperparameters for ADAM (a learning rate of 0.001, $\beta_1 = 0.9$ and $\beta_2 = 0.999$) in our proposed methods.

Note that for other hyperparameters such as batch size, dropout probability, weight decay and so on, we choose them to match the recommendations of the respective base architectures.

5.2 FEEDFORWARD NEURAL NETWORK

We train a simple fully connected neural network with one hidden layer for the multiclass classification problem on MNIST dataset. We run 100 epochs and omit the decay scheme for this experiment.

Figure 2 shows the learning curve for each optimization method on both the training and test set. We find that for training, all algorithms can achieve the accuracy approaching 100%. For the test part, SGD performs slightly better than adaptive methods ADAM and AMSGRAD. Our two proposed methods, ADABOUND and AMSBOUND, display slight improvement, but compared with their prototypes there are still visible increases in test accuracy.

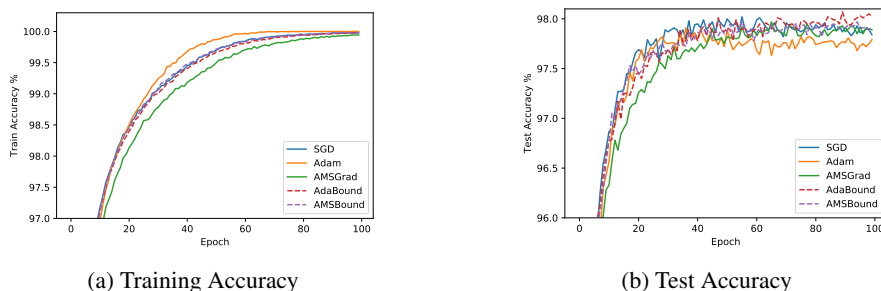


Figure 2: Training (left) and test accuracy (right) for feedforward neural network on MNIST.

5.3 CONVOLUTIONAL NEURAL NETWORK

Using DenseNet-121 (Huang et al., 2017) and ResNet-34 (He et al., 2016), we then consider the task of image classification on the standard CIFAR-10 dataset. In this experiment, we employ the fixed budget of 200 epochs and reduce the learning rates by 10 after 150 epochs.

DenseNet We first run a DenseNet-121 model on CIFAR-10 and our results are shown in Figure 3. We can see that adaptive methods such as ADAGRAD, ADAM and AMSGRAD appear to perform better than the non-adaptive ones early in training. But by epoch 150 when the learning rates are decayed, SGDM begins to outperform those adaptive methods. As for our methods, ADABOUND and AMSBOUND, they converge as fast as adaptive ones and achieve a bit higher accuracy than SGDM on the test set at the end of training. In addition, compared with their prototypes, their performances are enhanced evidently with approximately 2% improvement in the test accuracy.

ResNet Results for this experiment are reported in Figure 3. As is expected, the overall performance of each algorithm on ResNet-34 is similar to that on DenseNet-121. ADABOUND and AMSBOUND even surpass SGDM by 1%. Despite the relative bad generalization ability of adaptive methods, our proposed methods overcome this drawback by allocating bounds for their learning rates and obtain almost the best accuracy on the test set for both DenseNet and ResNet on CIFAR-10.

5.4 RECURRENT NEURAL NETWORK

Finally, we conduct an experiment on the language modeling task with Long Short-Term Memory (LSTM) network (Hochreiter & Schmidhuber, 1997). From two experiments above, we observe that

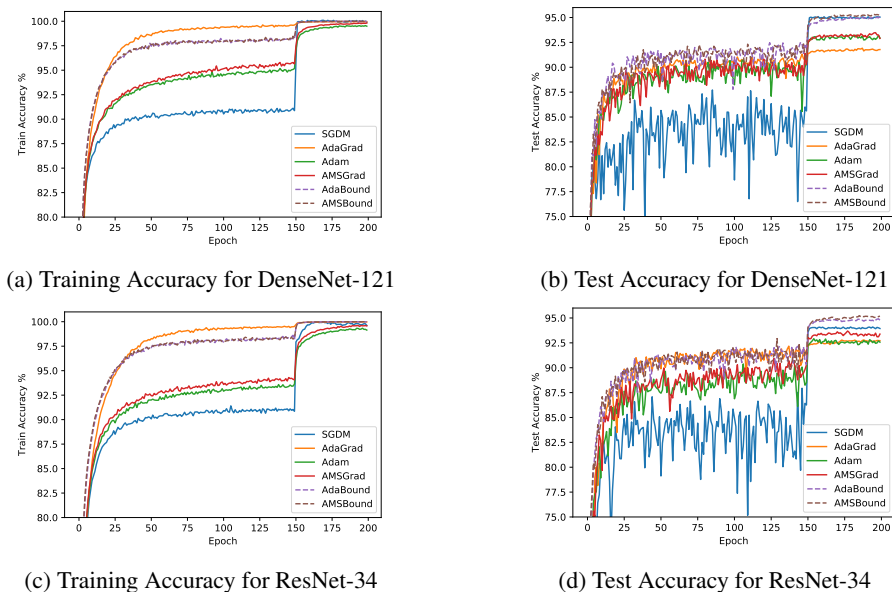


Figure 3: Training and test accuracy for DenseNet-121 and ResNet-34 on CIFAR-10.

our methods show much more improvement in deep convolutional neural networks than in perceptrons. Therefore, we suppose that the enhancement is related to the complexity of the architecture and run three models with (L1) 1-layer, (L2) 2-layer and (L3) 3-layer LSTM respectively. We train them on Penn Treebank, running for a fixed budget of 200 epochs. We use perplexity as the metric to evaluate the performance and report results in Figure 4.

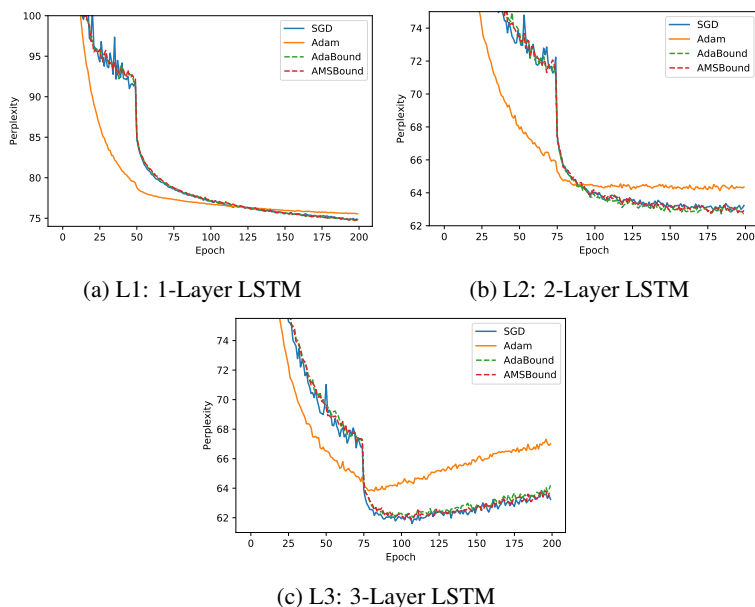


Figure 4: Perplexity curves on the test set comparing SGD, ADAM, ADABOUND and AMSBOUND for the LSTM with different layers on Penn Treebank.

We find that in all models, ADAM has the fastest initial progress but stagnates in worse performance than SGD and our methods. Different from phenomena in previous experiments on the image classification tasks, ADABOUND and AMSBOUND does not display rapid speed at the early training stage but the curves are smoother than that of SGD.

Comparing L1, L2 and L3, we can easily notice a distinct difference of the improvement degree. In L1, the simplest model, our methods perform slightly 1.1% better than ADAM while in L3, the most complex model, they show evident improvement over 2.8% in terms of perplexity. It serves as evidence for the relationship between the model’s complexity and the improvement degree.

5.5 ANALYSIS

To investigate the efficacy of our proposed algorithms, we select popular tasks from computer vision and natural language processing. Based on results shown above, it is easy to find that ADAM and AMSGRAD usually perform similarly and the latter does not show much improvement for most cases. Their variants, ADABOUND and AMSBOUND, on the other hand, demonstrate a fast speed of convergence compared with SGD while they also exceed two original methods greatly with respect to test accuracy at the end of training. This phenomenon exactly confirms our view mentioned in Section 3 that both large and small learning rates can influence the convergence.

Besides, we implement our experiments on models with different complexities, consisting of a perceptron, two deep convolutional neural networks and a recurrent neural network. The perceptron used on the MNIST is the simplest and our methods perform slightly better than others. As for DenseNet and ResNet, obvious increases in test accuracy can be observed. We attribute this difference to the complexity of the model. Specifically, for deep CNN models, convolutional and fully connected layers play different parts in the task. Also, different convolutional layers are likely to be responsible for different roles (Lee et al., 2009), which may lead to a distinct variation of gradients of parameters. In other words, extreme learning rates (huge or tiny) may appear more frequently in complex models such as ResNet. As our algorithms are proposed to avoid them, the greater enhancement of performance in complex architectures can be explained intuitively. The higher improvement degree on LSTM with more layers on language modeling task also consists with the above analysis.

6 FUTURE WORK

Despite superior results of our methods, there still remain several problems to explore. For example, the improvement on simple models are not very inspiring, we can investigate how to achieve higher improvement on such models. Besides, we only discuss reasons for the weak generalization ability of adaptive methods, however, why SGD usually performs well across diverse applications of machine learning still remains uncertain. Last but not least, applying dynamic bounds on learning rates is only one particular way to conduct gradual transformation from adaptive methods to SGD. There might be other ways such as well-designed decay that can also work, which remains to explore.

7 CONCLUSION

We investigate existing adaptive algorithms and find that extremely large or small learning rates can result in the poor convergence behavior. A rigorous proof of non-convergence for ADAM is provided to demonstrate the above problem.

Motivated by the strong generalization ability of SGD, we design a strategy to constrain the learning rates of ADAM and AMSGRAD to avoid a violent oscillation. Our proposed algorithms, ADABOUND and AMSBOUND, which employ dynamic bounds on their learning rates, achieve a smooth transition to SGD. They show the great efficacy on several standard benchmarks while maintaining advantageous properties of adaptive methods such as rapid initial progress and hyperparameter insensitivity.

ACKNOWLEDGMENTS

We thank all reviewers for providing the constructive suggestions. We also thank Junyang Lin and Ruixuan Luo for proofreading and doing auxiliary experiments. Xu Sun is the corresponding author of this paper.

REFERENCES

- Nico Cesa-Bianchi, Alex Conconi, and Claudio Gentile. On the generalization ability of on-line learning algorithms. In *Advances in Neural Information Processing Systems 14 (NIPS)*, pp. 359–366, 2002.
- Xiangyi Chen, Sijia Liu, Ruoyu Sun, and Mingyi Hong. On the convergence of a class of Adam-type algorithms for non-convex optimization. *CoRR*, abs/1808.02941, 2018.
- John Duchi, Elad Hazan, and Yoram Singer. Adaptive subgradient methods for online learning and stochastic optimization. *Journal of Machine Learning Research (JMLR)*, 12:2121–2159, 2011.
- Kaiming He, Xiangyu Zhang, Shaoqing Ren, and Jian Sun. Deep residual learning for image recognition. In *Proceedings of the IEEE Conference on Computer Vision and Pattern Recognition (CVPR)*, 2016.
- Sepp Hochreiter and Jürgen Schmidhuber. Long short-term memory. *Neural Comput.*, 9(8):1735–1780, 1997.
- Gao Huang, Zhuang Liu, Laurens van der Maaten, and Kilian Q Weinberger. Densely connected convolutional networks. In *Proceedings of the IEEE Conference on Computer Vision and Pattern Recognition (CVPR)*, 2017.
- Nitish Shirish Keskar and Richard Socher. Improving generalization performance by switching from Adam to SGD. *CoRR*, abs/1712.07628, 2017.
- Diederik P Kingma and Jimmy Lei Ba. Adam: A method for stochastic optimization. In *Proceedings of the 3rd International Conference on Learning Representations (ICLR)*, 2015.
- Alex Krizhevsky and Geoffrey Hinton. Learning multiple layers of features from tiny images. Technical report, 2009.
- Yann Lecun, Leon Bottou, Yoshua Bengio, and Patrick Haffner. Gradient-based learning applied to document recognition. In *Proceedings of the IEEE*, pp. 2278–2324, 1998.
- Honglak Lee, Roger Grosse, Rajesh Ranganath, and Andrew Y Ng. Convolutional deep belief networks for scalable unsupervised learning of hierarchical representations. In *Proceedings of the 26th Annual International Conference on Machine Learning (ICML)*, pp. 609–616, 2009.
- Liangchen Luo, Wenhao Huang, Qi Zeng, Zaiqing Nie, and Xu Sun. Learning personalized end-to-end goal-oriented dialog. In *Proceedings of the 33rd AAAI Conference on Artificial Intelligence (AAAI)*, 2019.
- Mitchell P. Marcus, Mary Ann Marcinkiewicz, and Beatrice Santorini. Building a large annotated corpus of english: The penn treebank. *Comput. Linguist.*, 19(2):313–330, 1993.
- H Brendan McMahan and Matthew Streeter. Adaptive bound optimization for online convex optimization. In *Proceedings of the 23rd Annual Conference On Learning Theory (COLT)*, pp. 244–256, 2010.
- Sashank J. Reddi, Stayan Kale, and Sanjiv Kumar. On the convergence of adam and beyond. In *Proceedings of the 6th International Conference on Learning Representations (ICLR)*, 2018.
- Herbert Robbins and Sutton Monro. A stochastic approximation method. *The Annals of Mathematical Statistics*, 22(3):400–407, 1951.
- Tijmen Tieleman and Geoffrey Hinton. RMSprop: Divide the gradient by a running average of its recent magnitude. *COURSERA: Neural networks for machine learning*, 4(2):26–31, 2012.
- Ashia C Wilson, Rebecca Roelofs, Mitchell Stern, Nati Srebro, and Benjamin Recht. The marginal value of adaptive gradient methods in machine learning. In *Advances in Neural Information Processing Systems 30 (NIPS)*, pp. 4148–4158, 2017.
- Yuxin Wu and Kaiming He. Group normalization. In *Proceedings of the 15th European Conference on Computer Vision (ECCV)*, pp. 3–19, 2018.

APPENDIX

A AUXILIARY LEMMAS

Lemma 1 (McMahan & Streeter (2010)). *For any $Q \in \mathcal{S}_+^d$ and convex feasible set $\mathcal{F} \subset \mathbb{R}^d$, suppose $u_1 = \min_{x \in \mathcal{F}} \|Q^{1/2}(x - z_1)\|$ and $u_2 = \min_{x \in \mathcal{F}} \|Q^{1/2}(x - z_2)\|$ then we have $\|Q^{1/2}(u_1 - u_2)\| \leq \|Q^{1/2}(z_1 - z_2)\|$.*

Proof. We provide the proof here for completeness. Since $u_1 = \min_{x \in \mathcal{F}} \|Q^{1/2}(x - z_1)\|$ and $u_2 = \min_{x \in \mathcal{F}} \|Q^{1/2}(x - z_2)\|$ and from the property of projection operator we have the following:

$$\langle z_1 - u_1, Q(z_2 - z_1) \rangle \geq 0 \text{ and } \langle z_2 - u_2, Q(z_1 - z_2) \rangle \geq 0.$$

Combining the above inequalities, we have

$$\langle u_2 - u_1, Q(z_2 - z_1) \rangle \geq \langle z_2 - z_1, Q(z_2 - z_1) \rangle. \quad (1)$$

Also, observe the following:

$$\langle u_2 - u_1, Q(z_2 - z_1) \rangle \leq \frac{1}{2} [\langle u_2 - u_1, Q(u_2 - u_1) \rangle + \langle z_2 - z_1, Q(z_2 - z_1) \rangle].$$

The above inequality can be obtained from the fact that

$$\langle (u_2 - u_1) - (z_2 - z_1), Q((u_2 - u_1) - (z_2 - z_1)) \rangle \geq 0 \text{ as } Q \in \mathcal{S}_+^d$$

and rearranging the terms. Combining the above inequality with Equation (1), we have the required result. \square

Lemma 2. *Suppose $m_t = \beta_1 m_{t-1} + (1 - \beta_1) g_t$ with $m_0 = \mathbf{0}$ and $0 \leq \beta_1 < 1$. We have*

$$\sum_{t=1}^T \|m_t\|^2 \leq \sum_{t=1}^T \|g_t\|^2.$$

Proof. If $\beta_1 = 0$, the equality directly holds due to $m_t = g_t$. Otherwise, $0 < \beta_1 < 1$. For any $\theta > 0$ we have

$$\begin{aligned} \|m_t\|^2 &= \|\beta_1 m_{t-1}\|^2 + \|(1 - \beta_1) g_t\|^2 + 2\langle \beta_1 m_{t-1}, (1 - \beta_1) g_t \rangle \\ &\leq \|\beta_1 m_{t-1}\|^2 + \|(1 - \beta_1) g_t\|^2 + \theta \|\beta_1 m_{t-1}\|^2 + 1/\theta \|(1 - \beta_1) g_t\|^2 \\ &= (1 + \theta) \|\beta_1 m_{t-1}\|^2 + (1 + 1/\theta) \|(1 - \beta_1) g_t\|^2 \end{aligned}$$

The inequality follows from Cauchy-Schwarz and Young's inequality. In particular, let $\theta = 1/\beta_1 - 1$. Then we have

$$\|m_t\|^2 \leq \beta_1 \|m_{t-1}\|^2 + (1 - \beta_1) \|g_t\|^2.$$

Dividing both sides by β_1^t , we get

$$\frac{\|m_t\|^2}{\beta_1^t} \leq \frac{\|m_{t-1}\|^2}{\beta_1^{t-1}} + \frac{(1 - \beta_1) \|g_t\|^2}{\beta_1^t}.$$

Note that $m_0 = \mathbf{0}$. Hence,

$$\frac{\|m_t\|^2}{\beta_1^t} \leq (1 - \beta_1) \sum_{i=1}^t \|g_i\|^2 \beta_1^{-i}.$$

Then multiplying both sides by β_1^t we obtain

$$\|m_t\|^2 \leq (1 - \beta_1) \sum_{i=1}^t \|g_i\|^2 \beta_1^{t-i}.$$

Take the summation of above inequality over $t = 1, 2, \dots, T$, we have

$$\begin{aligned} \sum_{t=1}^T \|m_t\|^2 &\leq (1 - \beta_1) \sum_{t=1}^T \sum_{i=1}^t \|g_i\|^2 \beta_1^{t-i} \\ &= (1 - \beta_1) \sum_{i=1}^T \sum_{t=i}^T \|g_i\|^2 \beta_1^{t-i} \\ &\leq \sum_{t=1}^T \|g_t\|^2. \end{aligned}$$

The second inequality is due to the following fact of geometric series

$$\sum_{i=0}^N \beta_1^i \leq \sum_{i=0}^{\infty} \beta_1^i = \frac{1}{1 - \beta_1}, \text{ for } 0 < \beta_1 < 1.$$

We complete the proof. □

B PROOF OF THEOREM 1

Proof. First, we rewrite the update of ADAM in Algorithm 1 in the following recursion form:

$$m_{t,i} = \beta_1 m_{t-1,i} + (1 - \beta_1) g_{t,i} \text{ and } v_{t,i} = \beta_2 v_{t-1,i} + (1 - \beta_2) g_{t,i}^2 \quad (2)$$

where $m_{0,i} = 0$ and $v_{0,i} = 0$ for all $i \in [d]$ and $\psi_t = \text{diag}(v_t)$. We consider the setting where f_t are linear functions and $\mathcal{F} = [-2, 2]$. In particular, we define the following function sequence:

$$f_t(x) = \begin{cases} -100, & \text{for } x < 0; \\ 0, & \text{for } x > 1; \\ -x, & \text{for } 0 \leq x \leq 1 \text{ and } t \bmod C = 1; \\ 2x, & \text{for } 0 \leq x \leq 1 \text{ and } t \bmod C = 2; \\ 0, & \text{otherwise} \end{cases}$$

where $C \in \mathbb{N}$ satisfies the following:

$$5\beta_2^{C-2} \leq \frac{1 - \beta_2}{4 - \beta_2}. \quad (3)$$

It is not hard to see that the condition hold for large constant C that depends on β_2 .

Since the problem is one-dimensional, we drop indices representing coordinates from all quantities in Algorithm 1. For this function sequence, it is easy to see that any point satisfying $x < 0$ provides the minimum regret. Without loss of generality, assume that the initial point is $x_1 = 0$. This can be assumed without any loss of generality because for any choice of initial point, we can always translate the coordinate system such that the initial point is $x_1 = 0$ in the new coordinate system and then choose the sequence of functions as above in the new coordinate system. Consider the execution of ADAM algorithm for this sequence of functions with $\beta_1 = 0$. Note that since gradients of these functions are bounded, \mathcal{F} has bounded D_∞ diameter and $\beta_1^2/\beta_2 < 1$ as $\beta_1 = 0$. Hence, the conditions on the parameters required for ADAM are satisfied (Kingma & Lei Ba, 2015).

Our claim is that for any initial step size α , we have $x_t \geq 0$ for all $t \in \mathbb{N}$. To prove this, we resort to the principle of mathematical induction. Suppose for some $t \in \mathbb{N}$, we have $x_{Ct+1} \geq 0$. Our aim is to prove that $x_i \geq 0$ for all $i \in \mathbb{N} \cap [Ct + 2, Ct + C + 1]$. It is obvious that the conditions holds if $x_{Ct+1} > 1$. Now we assume $x_{Ct+1} \leq 1$. We observe that the gradients have the following form:

$$\nabla f_i(x) = \begin{cases} -1, & \text{for } 0 \leq x \leq 1 \text{ and } i \bmod C = 1; \\ 2, & \text{for } 0 \leq x \leq 1 \text{ and } i \bmod C = 2; \\ 0, & \text{otherwise.} \end{cases}$$

From the $(Ct + 1)$ -th update of ADAM in Equation (2), we obtain:

$$\hat{x}_{Ct+2} = x_{Ct+1} + \frac{\alpha}{\sqrt{Ct+1}} \frac{1}{\sqrt{\beta_2 V_{Ct} + (1 - \beta_2)}} \geq 0.$$

We consider the following two cases:

1. Suppose $\hat{x}_{Ct+2} > 1$, then $x_{Ct+2} = \Pi_{\mathcal{F}}(\hat{x}_{Ct+2}) = \min(\hat{x}_{Ct+2}, 2) > 1$ (note that in one-dimension, $\Pi_{\mathcal{F}, \sqrt{V_i}} = \Pi_{\mathcal{F}}$ is the simple Euclidean projection). It is easy to see that $x_i = x_{Ct+2} \geq 0$ for all the following i as all the following gradients will equal to 0.
2. Suppose $\hat{x}_{Ct+2} \leq 1$, then after the $(Ct + 2)$ -th update, we have:

$$\begin{aligned} \hat{x}_{Ct+3} &= x_{Ct+2} - \frac{\alpha}{\sqrt{Ct+2}} \frac{2}{\sqrt{\beta_2 V_{Ct+1} + 4(1 - \beta_2)}} \\ &= x_{Ct+1} + \frac{\alpha}{\sqrt{Ct+1}} \frac{1}{\sqrt{\beta_2 V_{Ct} + (1 - \beta_2)}} - \frac{\alpha}{\sqrt{Ct+2}} \frac{2}{\sqrt{\beta_2 V_{Ct+1} + 4(1 - \beta_2)}} \\ &\geq \frac{\alpha \beta_2}{\sqrt{Ct+2} \sqrt{\beta_2 V_{Ct} + (1 - \beta_2)} \sqrt{\beta_2 V_{Ct+1} + 4(1 - \beta_2)}} (V_{Ct+1} - 4V_{Ct}) \geq 0, \end{aligned}$$

which translates to $x_{Ct+3} = \hat{x}_{Ct+3} \geq 0$. The first inequality follows from $x_{Ct+2} = \hat{x}_{Ct+2}$ and $x_{Ct+1} \geq 0$. The last inequality is due to the following lower bound:

$$\begin{aligned} V_{Ct+1} - 4V_{Ct} &= \beta_2 V_{Ct} + (1 - \beta_2) - 4V_{Ct} \\ &= (4 - \beta_2) \left[\frac{1 - \beta_2}{4 - \beta_2} - V_{Ct} \right] \\ &= (4 - \beta_2) \left[\frac{1 - \beta_2}{4 - \beta_2} - (1 - \beta_2) \left(\sum_{i=1}^t \beta_2^{Ci-1} + 4 \sum_{i=1}^t \beta_2^{Ci-2} \right) \right] \\ &\geq (4 - \beta_2) \left[\frac{1 - \beta_2}{4 - \beta_2} - (1 - \beta_2) \left(\frac{\beta_2^{C-1}}{1 - \beta_2^C} + \frac{4\beta_2^{C-2}}{1 - \beta_2^C} \right) \right] \\ &\geq (4 - \beta_2) \left[\frac{1 - \beta_2}{4 - \beta_2} - 5\beta_2^{C-2} \right] \geq 0. \end{aligned}$$

The second inequality follows from $\beta_2 < 1$. The last inequality follows from Equation (3).

Furthermore, since gradients equal to 0 when $x_i \geq 0$ and $i \bmod C \neq 1$ or 2 , we have

$$\begin{aligned} x_{Ct+4} &= \hat{x}_{Ct+3} = x_{Ct+3} \geq 0, \\ x_{Ct+5} &= \hat{x}_{Ct+4} = x_{Ct+4} \geq 0, \\ &\dots \\ x_{Ct+C+1} &= \hat{x}_{Ct+C+1} = x_{Ct+C} \geq 0. \end{aligned}$$

Therefore, given $x_1 = 0$, it holds for all $t \in \mathbb{N}$ by the principle of mathematical induction. Thus, we have

$$\sum_{i=1}^C f_{kC+i}(x_{kC+i}) - \sum_{i=1}^C f_{kC+i}(-2) \geq 0 - (-100C) = 100C,$$

where $k \in \mathbb{N}$. Therefore, for every C steps, ADAM suffers a regret of $100C$. More specifically, $R_T \geq 100CT/C = 100T$. Thus, $R_T/T \not\rightarrow 0$ as $T \rightarrow \infty$, which completes the proof. \square

C PROOF OF THEOREM 2

Theorem 2 generalizes the optimization setting used in Theorem 1. We notice that the example proposed by Reddi et al. (2018) in their Appendix B already satisfies the constraints listed in Theorem 2. Here we provide the setting of the example for completeness.

Proof. Consider the setting where f_t are linear functions and $\mathcal{F} = [-1, 1]$. In particular, we define the following function sequence:

$$f_t(x) = \begin{cases} Cx, & \text{for } t \bmod C = 1; \\ -x, & \text{otherwise,} \end{cases}$$

where $C \in \mathbb{N}$, $C \bmod 2 = 0$ satisfies the following:

$$\begin{aligned} (1 - \beta_1) \beta_1^{C-1} C &\leq 1 - \beta_1^{C-1}, \\ \beta_2^{(C-2)/2} C^2 &\leq 1, \\ \frac{3(1 - \beta_1)}{2\sqrt{1 - \beta_2}} \left(1 + \frac{\gamma(1 - \gamma^{C-1})}{1 - \gamma} \right) + \frac{\beta_1^{C/2-1}}{1 - \beta_1} &< \frac{C}{3}, \end{aligned}$$

where $\gamma = \beta_1/\sqrt{\beta_2} < 1$. It is not hard to see that these conditions hold for large constant C that depends on β_1 and β_2 . According to the proof given by Reddi et al. (2018) in their Appendix B, in such a setting $R_T/T \rightarrow 0$ as $T \rightarrow \infty$, which completes the proof. \square

D PROOF OF THEOREM 3

The example proposed by Reddi et al. (2018) in their Appendix C already satisfies the constraints listed in Theorem 3. Here we provide the setting of the example for completeness.

Proof. Let δ be an arbitrary small positive constant. Consider the following one dimensional stochastic optimization setting over the domain $[-1, 1]$. At each time step t , the function $f_t(x)$ is chosen as follows:

$$f_t(x) = \begin{cases} Cx, & \text{with probability } p := \frac{1+\delta}{C+1} \\ -x, & \text{with probability } 1 - p, \end{cases}$$

where C is a large constant that depends on β_1 , β_2 and δ . The expected function is $F(x) = \delta x$. Thus the optimal point over $[-1, 1]$ is $x^* = -1$. The step taken by ADAM is

$$\Delta_t = \frac{-\alpha_t (\beta_1 m_{t-1} + (1 - \beta_1) g_t)}{\sqrt{\beta_2 v_{t-1} + (1 - \beta_2) g_t^2}}.$$

According to the proof given by Reddi et al. (2018) in their Appendix C, there exists a large enough C such that $\mathbb{E}[\Delta_t] \geq 0$, which then implies that the ADAM's step keep drifting away from the optimal solution $x^* = -1$. Note that there is no limitation of the initial step size α by now. Therefore, we complete the proof. \square

E PROOF OF THEOREM 4

Proof. Let $x^* = \arg \min_{x \in \mathcal{F}} \sum_{t=1}^T f_t(x)$, which exists since \mathcal{F} is closed and convex. We begin with the following observation:

$$x_{t+1} = \Pi_{\mathcal{F}, \text{diag}(\eta_t^{-1})}(x_t - \eta_t \odot m_t) = \min_{x \in \mathcal{F}} \|\eta_t^{-1/2} \odot (x - (x_t - \eta_t \odot m_t))\|.$$

Using Lemma 1 with $u_1 = x_{t+1}$ and $u_2 = x^*$, we have the following:

$$\begin{aligned} \|\eta_t^{-1/2} \odot (x_{t+1} - x^*)\|^2 &\leq \|\eta_t^{-1/2} \odot (x_t - \eta_t \odot m_t - x^*)\|^2 \\ &= \|\eta_t^{-1/2} \odot (x_t - x^*)\|^2 + \|\eta_t^{1/2} \odot m_t\|^2 - 2\langle m_t, x_t - x^* \rangle \\ &= \|\eta_t^{-1/2} \odot (x_t - x^*)\|^2 + \|\eta_t^{1/2} \odot m_t\|^2 \\ &\quad - 2\langle \beta_1 m_{t-1} + (1 - \beta_1) g_t, x_t - x^* \rangle. \end{aligned}$$

Rearranging the above inequality, we have

$$\begin{aligned}
\langle g_t, x_t - x^* \rangle &\leq \frac{1}{2(1 - \beta_{1t})} \left[\|\eta_t^{-1/2} \odot (x_t - x^*)\|^2 - \|\eta_t^{-1/2} \odot (x_{t+1} - x^*)\|^2 \right] \\
&\quad + \frac{1}{2(1 - \beta_{1t})} \|\eta_t^{1/2} \odot m_t\|^2 + \frac{\beta_{1t}}{1 - \beta_{1t}} \langle m_{t-1}, x_t - x^* \rangle \\
&\leq \frac{1}{2(1 - \beta_{1t})} \left[\|\eta_t^{-1/2} \odot (x_t - x^*)\|^2 - \|\eta_t^{-1/2} \odot (x_{t+1} - x^*)\|^2 \right] \\
&\quad + \frac{1}{2(1 - \beta_{1t})} \|\eta_t^{1/2} \odot m_t\|^2 + \frac{\beta_{1t}}{2(1 - \beta_{1t})} \|\eta_t^{1/2} \odot m_{t-1}\|^2 \\
&\quad + \frac{\beta_{1t}}{2(1 - \beta_{1t})} \|\eta_t^{-1/2} \odot (x_t - x^*)\|^2.
\end{aligned} \tag{4}$$

The second inequality follows from simple application of Cauchy-Schwarz and Young's inequality. We now use the standard approach of bounding the regret at each step using convexity of the functions $\{f_t\}_{t=1}^T$ in the following manner:

$$\begin{aligned}
\sum_{t=1}^T f_t(x_t) - f_t(x^*) &\leq \sum_{t=1}^T \langle g_t, x_t - x^* \rangle \\
&\leq \sum_{t=1}^T \left[\frac{1}{2(1 - \beta_{1t})} \left[\|\eta_t^{-1/2} \odot (x_t - x^*)\|^2 - \|\eta_t^{-1/2} \odot (x_{t+1} - x^*)\|^2 \right] \right. \\
&\quad + \frac{1}{2(1 - \beta_{1t})} \|\eta_t^{1/2} \odot m_t\|^2 + \frac{\beta_{1t}}{2(1 - \beta_{1t})} \|\eta_t^{1/2} \odot m_{t-1}\|^2 \\
&\quad \left. + \frac{\beta_{1t}}{2(1 - \beta_{1t})} \|\eta_t^{-1/2} \odot (x_t - x^*)\|^2 \right].
\end{aligned} \tag{5}$$

The first inequality is due to the convexity of functions $\{f_t\}_{t=1}^T$. The second inequality follows from the bound in Equation (4). For further bounding this inequality, we need the following intermedia result.

Lemma 3. *For the parameter settings and conditions assumed in Theorem 4, we have*

$$\sum_{t=1}^T \left[\frac{1}{2(1 - \beta_{1t})} \|\eta_t^{1/2} \odot m_t\|^2 + \frac{\beta_{1t}}{2(1 - \beta_{1t})} \|\eta_t^{1/2} \odot m_{t-1}\|^2 \right] \leq (2\sqrt{T} - 1) \frac{R_\infty G_2^2}{1 - \beta_1}.$$

Proof. By definition of η_t , we have

$$L_\infty \leq \sqrt{t} \|\eta_t\|_\infty \leq R_\infty.$$

Hence,

$$\begin{aligned}
& \sum_{t=1}^T \left[\frac{1}{2(1-\beta_{1t})} \|\eta_t^{1/2} \odot m_t\|^2 + \frac{\beta_{1t}}{2(1-\beta_{1t})} \|\eta_t^{1/2} \odot m_{t-1}\|^2 \right] \\
& \leq \sum_{t=1}^T \left[\frac{R_\infty}{2(1-\beta_{1t})\sqrt{t}} \|m_t\|^2 + \frac{\beta_{1t}R_\infty}{2(1-\beta_{1t})\sqrt{t}} \|m_{t-1}\|^2 \right] \\
& \leq \sum_{t=1}^T \left[\frac{R_\infty}{2(1-\beta_1)\sqrt{t}} \|m_t\|^2 + \frac{R_\infty}{2(1-\beta_1)\sqrt{t}} \|m_{t-1}\|^2 \right] \\
& = \frac{R_\infty}{2(1-\beta_1)} \left[\sum_{t=1}^T \frac{\|m_t\|^2}{\sqrt{t}} + \sum_{t=1}^T \frac{\|m_{t-1}\|^2}{\sqrt{t}} \right] \\
& \leq \frac{R_\infty}{2(1-\beta_1)} \left[\frac{1}{T} \left[\sum_{t=1}^T \|m_t\| t^{-1/4} \right]^2 + \frac{1}{T} \left[\sum_{t=1}^T \|m_{t-1}\| t^{-1/4} \right]^2 \right] \\
& \leq \frac{R_\infty}{2(1-\beta_1)T} \left[\sum_{t=1}^T \|m_t\|^2 \cdot \sum_{t=1}^T t^{-1/2} + \sum_{t=1}^T \|m_{t-1}\|^2 \cdot \sum_{t=1}^T t^{-1/2} \right] \\
& \leq \frac{R_\infty G_2^2}{(1-\beta_1)} \sum_{t=1}^T t^{-1/2} \\
& \leq (2\sqrt{T} - 1) \frac{R_\infty G_2^2}{(1-\beta_1)}.
\end{aligned}$$

The second inequality is due to $\beta_{1t} \leq \beta_1 < 1$. The third inequality follows from Jensen inequality and the fourth inequality follows from Cauchy-Schwarz inequality. The fifth inequality follows from Lemma 2 and $m_0 = 0$. The last inequality is due to the following upper bound:

$$\sum_{t=1}^T \frac{1}{\sqrt{t}} \leq 1 + \int_{t=1}^T \frac{dt}{\sqrt{t}} = 2\sqrt{T} - 1.$$

We complete the proof of this lemma. \square

We now return to the proof of Theorem 4. Using the above lemma in Equation (5), we have

$$\begin{aligned}
& \sum_{t=1}^T f_t(x_t) - f_t(x^*) \\
& \leq \sum_{t=1}^T \left[\frac{1}{2(1-\beta_{1t})} \left[\|\eta_t^{-1/2} \odot (x_t - x^*)\|^2 - \|\eta_t^{-1/2} \odot (x_{t+1} - x^*)\|^2 \right] \right. \\
& \quad \left. + \frac{\beta_{1t}}{2(1-\beta_{1t})} \|\eta_t^{-1/2} \odot (x_t - x^*)\|^2 \right] + (2\sqrt{T} - 1) \frac{R_\infty G_2^2}{1-\beta_1} \\
& \leq \frac{1}{2(1-\beta_1)} \left[\|\eta_1^{-1/2} \odot (x_1 - x^*)\|^2 + \sum_{t=2}^T \left[\|\eta_t^{-1/2} \odot (x_t - x^*)\|^2 - \|\eta_{t-1}^{-1/2} \odot (x_t - x^*)\|^2 \right] \right] \\
& \quad + \sum_{t=1}^T \frac{\beta_{1t}}{2(1-\beta_1)} \|\eta_t^{-1/2} \odot (x_t - x^*)\|^2 + (2\sqrt{T} - 1) \frac{R_\infty G_2^2}{1-\beta_1} \\
& = \frac{1}{2(1-\beta_1)} \left[\sum_{i=1}^d \eta_{1,i}^{-1} (x_{1,i} - x_i^*)^2 + \sum_{t=2}^T \sum_{i=1}^d (x_{t,i} - x_i^*)^2 \left[\eta_{t,i}^{-1} - \eta_{t-1,i}^{-1} \right] \right] \\
& \quad + \sum_{t=1}^T \sum_{i=1}^d \beta_{1t} (x_{t,i} - x_i^*)^2 \eta_{t,i}^{-1} \left. \right] + (2\sqrt{T} - 1) \frac{R_\infty G_2^2}{1-\beta_1}.
\end{aligned} \tag{6}$$

The second inequality use the fact that $\beta_{1t} \leq \beta_1 < 1$. In order to further simplify the bound in Equation (6), we need to use telescopic sum. We observe that, by definition of η_t , we have

$$\eta_{t,i}^{-1} \geq \eta_{t-1,i}^{-1}.$$

Using the D_∞ bound on the feasible region and making use of the above property in Equation (6), we have

$$\begin{aligned} & \sum_{t=1}^T f_t(x_t) - f_t(x^*) \\ & \leq \frac{D_\infty^2}{2(1-\beta_1)} \left[\sum_{i=1}^d \eta_{1,i}^{-1} + \sum_{t=2}^T \sum_{i=1}^d \left[\eta_{t,i}^{-1} - \eta_{t-1,i}^{-1} \right] + \sum_{t=1}^T \sum_{i=1}^d \beta_{1t} \eta_{t,i}^{-1} \right] + (2\sqrt{T} - 1) \frac{R_\infty G_2^2}{1-\beta_1} \\ & = \frac{D_\infty^2 \sqrt{T}}{2(1-\beta_1)} \sum_{i=1}^d \hat{\eta}_{T,i}^{-1} + \frac{D_\infty^2}{2(1-\beta_1)} \sum_{t=1}^T \sum_{i=1}^d \beta_{1t} \eta_{t,i}^{-1} + (2\sqrt{T} - 1) \frac{R_\infty G_2^2}{1-\beta_1}. \end{aligned}$$

The equality follows from simple telescopic sum, which yields the desired result. It is easy to see that the regret of ADABOUND is upper bounded by $O(\sqrt{T})$. \square

F AMSBOUND

Algorithm 3 AMSBOUND

Input: $x_1 \in \mathcal{F}$, initial step size α , $\{\beta_{1t}\}_{t=1}^T$, β_2 , lower bound function η_l , upper bound function η_u

- 1: Set $m_0 = 0$, $v_0 = 0$ and $\hat{v}_0 = 0$
- 2: **for** $t = 1$ **to** T **do**
- 3: $g_t = \nabla f_t(x_t)$
- 4: $m_t = \beta_{1t} m_{t-1} + (1 - \beta_{1t}) g_t$
- 5: $v_t = \beta_2 v_{t-1} + (1 - \beta_2) g_t^2$
- 6: $\hat{v}_t = \max(\hat{v}_{t-1}, v_t)$ and $V_t = \text{diag}(\hat{v}_t)$
- 7: $\eta = \text{Clip}(\alpha/\sqrt{V_t}, \eta_l(t), \eta_u(t))$ and $\eta_t = \eta/\sqrt{t}$
- 8: $x_{t+1} = \Pi_{\mathcal{F}, \text{diag}(\eta_t^{-1})}(x_t - \eta_t \odot m_t)$
- 9: **end for**

Theorem 5. Let $\{x_t\}$ and $\{v_t\}$ be the sequences obtained from Algorithm 3, $\beta_1 = \beta_{11}$, $\beta_{1t} \leq \beta_1$ for all $t \in [T]$ and $\beta_1/\sqrt{\beta_2} < 1$. Suppose $\eta_l(t+1) \geq \eta_l(t) > 0$, $\eta_u(t+1) \leq \eta_u(t)$, $\eta_l(t) \rightarrow \alpha^*$ as $t \rightarrow \infty$, $\eta_u(t) \rightarrow \alpha^*$ as $t \rightarrow \infty$, $L_\infty = \eta_l(1)$ and $R_\infty = \eta_u(1)$. Assume that $\|x - y\|_\infty \leq D_\infty$ for all $x, y \in \mathcal{F}$ and $\|\nabla f_t(x)\| \leq G_2$ for all $t \in [T]$ and $x \in \mathcal{F}$. For x_t generated using the ADABOUND algorithm, we have the following bound on the regret

$$R_T \leq \frac{D_\infty^2 \sqrt{T}}{2(1-\beta_1)} \sum_{i=1}^d \eta_{T,i}^{-1} + \frac{D_\infty^2}{2(1-\beta_1)} \sum_{t=1}^T \sum_{i=1}^d \beta_{1t} \eta_{t,i}^{-1} + (2\sqrt{T} - 1) \frac{R_\infty G_2^2}{1-\beta_1}.$$

The regret of AMSBOUND has the same upper bound with that of ADABOUND.³

G EMPIRICAL STUDY ON BOUND FUNCTIONS

Here we provide an empirical study on different kinds of bound functions. We consider the following two key factors of the bound function: convergence speed and convergence target. The former one affects how “fast” our algorithms transform from adaptive methods to SGD(M), while the latter one reflects the final step size of SGD(M). In particular, we consider the following bound functions:

$$\begin{aligned} \eta_l(t) &= \left(1 - \frac{1}{(1-\beta)t+1}\right) \alpha^*, \\ \eta_u(t) &= \left(1 + \frac{1}{(1-\beta)t}\right) \alpha^*, \end{aligned}$$

³One may refer to Appendix E as the process of the proof is almost the same.

where the above functions will converge to α^* and the larger β results in lower convergence speed.

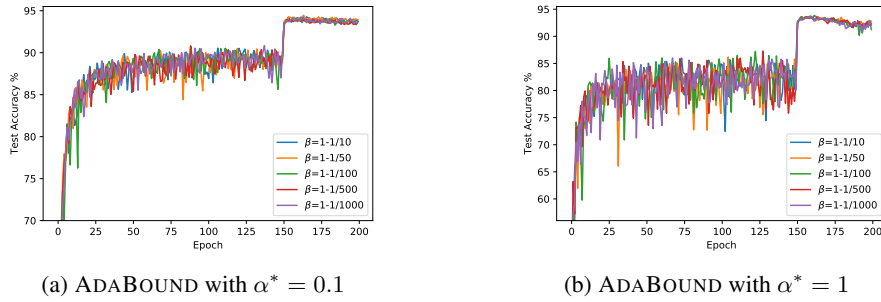


Figure 5: Test accuracy of ADABOUND with different β using ResNet-34 on CIFAR-10.

We first investigate the impact of convergence speed. We conduct an experiment of ADABOUND on CIFAR-10 dataset with the ResNet-34 model, where β is chosen in $\{1 - \frac{1}{10}, 1 - \frac{1}{50}, 1 - \frac{1}{100}, 1 - \frac{1}{500}, 1 - \frac{1}{1000}\}$ and α^* is chosen from $\{1, 0.1\}$. The results are shown in Figure 5. We can see that for a specific α^* , the performances with different β are almost the same. It indicates that the convergence speed of bound functions does not affect the final result to some extent. We find a β in $[\beta_1, \beta_2]$ usually contributes to a strong performance across all models.

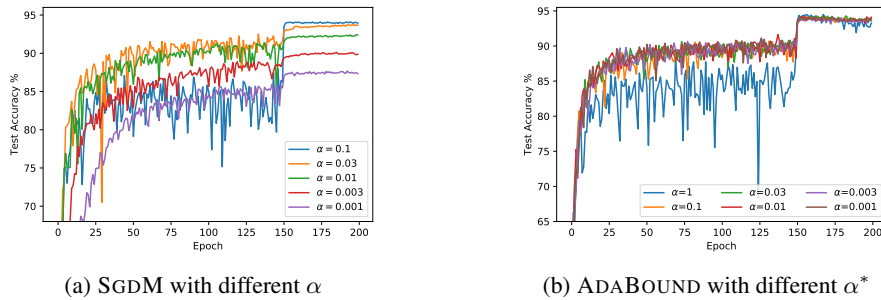


Figure 6: Test accuracy of SGDM/ADABOUND with different α/α^* using ResNet-34 on CIFAR-10. The result of SGDM with $\alpha = 1$ is not shown above as its performance is too poor (lower than 70%) to be plotted together with other results in a single figure.

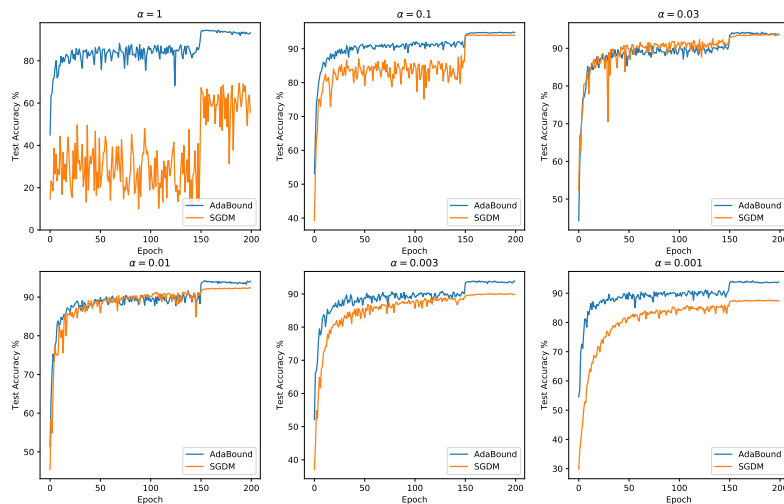


Figure 7: Comparison of test accuracy between SGDM and ADABOUND with different α/α^* .

Next, we investigate the impact of convergence target and the results are displayed in Figure 6. We test SGDM and ADABOUND with different α (or α^*) with the ResNet-34 model, where α (or α^*) is chosen in $\{1, 0.1, 0.03, 0.01, 0.003, 0.001\}$ and $\beta = 0.99$. The results show that SGDM is very sensitive to the hyperparameter. The best value of the step size for SGDM is 0.1 and it has large performance gaps compared with other settings. In contrast, ADABOUND has stable performance in different final step sizes, which illustrates that it is not sensitive to the convergence target.

We further directly compare the performance between SGDM and ADABOUND with each α (or α^*). The results are shown in Figure 7. We can see that ADABOUND outperforms SGDM for all the step sizes. Since the form of bound functions has minor impact on the performance of ADABOUND, it is likely to beat SGDM even without carefully tuning the hyperparameters.

To summarize, the form of bound functions does not much influence the final performance of the methods. In other words, ADABOUND is not sensitive to its hyperparameters. Moreover, it can achieve a higher or similar performance to SGDM even if it is not carefully fine-tuned. Therefore, we can expect a better performance by using ADABOUND regardless of the choice of bound functions.

H EMPIRICAL STUDY ON THE EVOLUTION OF LEARNING RATES OVER TIME

Here we provide an empirical study on the evolution of learning rates of ADABOUND over time. We conduct an experiment using ResNet-34 model on CIFAR-10 dataset with the same settings in Section 5. We randomly choose two layers in the network. For each layer, the learning rates of its parameters are recorded at each time step. We pick the min/median/max values of the learning rates in each layer and plot them against epochs in Figure 8.

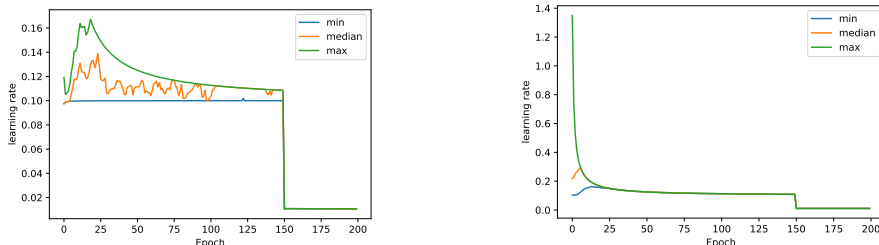


Figure 8: The evolution of learning rates over time in two randomly chosen layers.

We can see that the learning rates increase rapidly in the early stage of training, then after a few epochs its max/median values gradually decrease over time, and finally converge to the final step size. The increasing at the beginning is due to the property of the exponential moving average of ϕ_t of ADAM, while the gradually decreasing indicates the transition from ADAM to SGD.