

Similarity Learning Networks for Animal Individual Re-Identification - Beyond the Capabilities of a Human Observer

Stefan Schneider
University of Guelph
sschne01@uoguelph.ca

Graham Taylor
University of Guelph
gwtaylor@uoguelph.ca

Stefan Kremer
University of Guelph
skremer@uoguelph.ca

June 9, 2022

Abstract

Deep learning has become the standard methodology to approach computer vision tasks when a large amount of labeled data is available. One area where traditional deep learning approaches fail to perform is one-shot learning tasks where a model must make accurate classifications after seeing only one example image. Here, we measure the capabilities of five Siamese similarity comparison networks based on the AlexNet, VGG-19, DenseNet201, MobileNetV2, and InceptionV3 architectures considering the challenging one-shot learning task of animal re-identification. We consider five data sets corresponding to five different species: humans, chimpanzees, humpback whales, fruit flies, and octopus, each with their own unique set of challenges. Using a five-fold validation split, we demonstrate that each network structure was able to successfully re-identify animal individuals, with DenseNet201 performing optimally with 89.7, 75.5, 61.4, 79.3 and 92.2 percentage accuracy on the human, chimpanzee, humpback whale, fruit fly, and octopus data sets respectively—without any species-specific modifications. Our results demonstrate that similarity comparison networks can achieve accuracies beyond human-level performance for the task of animal re-identification. The ability of a researcher to re-identify an animal individual upon re-encounter is fundamental for addressing a broad range of questions in the study of population dynamics and community/behavioural ecology. Our expectation is that similarity comparison networks are the beginning of a major trend that could stand to revolutionize

animal re-identification from camera trap data.

1 Introduction

Recent decades have witnessed the emergence of deep learning systems that make use of large data volumes [1]. Modern deep learning systems no longer require ‘hard-coded’ feature extraction methods. Instead, these algorithms can learn, through their exposure to many examples, the particular features that allow for the discrimination of individuals. [2]. Deep learning methods have shown great success when considering computer vision re-identification tasks with large amounts of data.

One-shot learning tasks, which require a model to correctly classify examples from a domain after seeing only a single example, are infeasible for traditional deep neural networks. Similarity comparison networks, such as Siamese networks, are a creative alternative to standard deep networks and have shown success re-identifying (re-ID) human individuals [3]. Rather than traditional softmax classification outputs, Siamese networks consider pairs of inputs and classify them as either similar or dissimilar. For re-ID, this extends to determining if two input images are of the same individual. We believe the capabilities of these systems can extend beyond those of humans. As a means of testing the capabilities of similarity comparison networks, we compare the training results of these systems in a domain that has received little focus: non-human animals. Animal species provide an excellent testing suite for the capabilities of similarity comparison networks as the characteristics that distinguish ani-

mal individuals are often much more subtle than that of humans. Here we explore five architectural variants of the Siamese paradigm: AlexNet, VGG-19, DenseNet201, MobileNetV2, and InceptionV3 to test their re-ID capabilities on five species: humans, chimpanzees, humpback whales, fruit flies, and octopus [4, 5, 6, 7, 8].

In practice, animal re-identification from images requires years of training and practical experience. Currently, ecologists rely on a variety of techniques for re-ID including: tagging, scarring, banding, and DNA analyses of hair follicles or feces [9]. While accurate, these techniques are laborious for the field research team, intrusive to the animal, and often expensive for the researcher.

Re-identification from camera trap images is a desirable alternative for ecologists due to their lower cost and reduced workload for field researchers. Currently, despite their advantages, there are a number of practical and methodological challenges associated with their use. Primarily, even among experienced researchers, there remains an opportunity for human error and bias [10, 11]. Historically, these limitations have restricted the use of camera traps to the re-ID of animals that bear conspicuous individual markings [10].

Our objective is to test whether a deep learning system can expedite and reduce the human biases inherent to the task of re-identifying animals from camera trap images. Animal re-ID is used for a variety of ecological metrics, including diversity, relative abundance distribution, and carrying capacity [9]. By training an animal re-ID system, one could automate the collection of metrics relevant to health projection of ecosystem stability and species population health.

2 Brief History of Computer Vision Methods for Animal Re-Identification

Prior to the advent of deep learning, for decades, the approach to standardizing the statistical analysis of animal re-ID has involved computer vision. ‘Feature engineering’ has been the most commonly used act of *engineering as programming* where algorithms are designed and implemented to focus exclusively on predetermined traits, such as the detection of patterns of spots or stripes, to dis-



Figure 1: Example Images from the FaceScrub Data Set [17]

criminate among individuals. The main limitations of this approach surround its impracticality [12]. Feature engineering requires programming experience, sufficient familiarity with the organisms to identify relevant features, and lacks in generality where once a feature detection algorithm has been designed for one species, it is unlikely to be useful for other taxa. For a comprehensive review of computer vision relevant to animal re-ID see Schneider et al. [13].

The success of deep learning methods for human re-identification is well documented when ample training images are available for each individual. In 2015, using standard convolutional architectures, two research teams, Lisanti et al. [14] and Martinel et al. [15] demonstrated the success of CNNs on human re-ID using ETHZ, a data set composed of 8580 images of 148 unique individuals taken from mobile platforms. CNNs were able to correctly classify individuals after seeing 5 images of an individual. Taigman et al. [16] introduced Deepface, a method of creating a 3-dimensional representation of the human face to provide more data to a neural network which improved classification accuracy on the YouTube faces data set containing videos of 1,595 individuals.

Despite the success of deep learning methods for human re-ID, few ecological studies have realized its advantages. Carter et al. [18] published one of the first works using neural networks for animal re-ID, a tool for green turtle (*Chelonia mydas*) re-ID. The authors collected 180 photos of 72 individuals from Lady Elliot Island in the southern Great Barrier Reef, both nesting and free swimming. They considered an undisclosed number of testing images. Their algorithm pre-processes the image by extracting a shell pattern, converting it to grey scale, unravelling the data into a raw input vector, and

then training a simple feedforward network. Each individual model yields an output accuracy of 80-85%, but the authors utilize an ensemble approach by training 50 different networks and having each vote for a correct classification. The ensemble approach attains an accuracy of 95%. Carter et al.'s work has been considered a large success and is currently used to monitor the southern Great Barrier Reef green turtle population.

Freytag et al. [19] trained the CNN architecture AlexNet on the isolated faces of chimpanzees considering two chimpanzee data sets: C-Zoo and C-Tai. They report an improved accuracy of 92.0% and 75.7% in comparison to the original Support Vector Machine method of 84.0% and 68.8% [19, 20]. Brust et al. [21] trained the object detection method YOLO to extract cropped images of Gorilla (*Gorilla gorilla*) faces from 2,500 annotated camera trap images of 482 individuals taken in the Western Lowlands of the Nouabalé -Nodki National Park in the Republic of Congo. Once the faces are extracted, Brust et al. [21] followed the same procedure as Freytag et al. [19] to train AlexNet, achieving a 90.8% accuracy on a test set of 500 images. The authors herald the promise of deep learning for ecological studies show promise for a whole realm of new applications in the fields of basic identify, spatio-temporal coverage and socio-ecological insights.

3 Similarity Learning Networks for Animal Re-Identification

When approaching the problem of animal re-ID, traditional CNN architectures require a data set containing a large number of examples for every individual from the population. This is infeasible for real-world scenarios. Furthermore, they also require fixing the number of individuals in advance, so one cannot add individuals to the population without retraining the model. In order to utilize deep learning for animal re-ID, an alternative approach must be considered.

Bromley et al. [22] introduced a suitable neural network architecture for this problem, called a Siamese network, which learns to detect if two input images are similar or dissimilar [22]. The authors successfully trained a network to distinguish if two signatures were authentic or not. Siamese networks operate by accepting two




Figure 2: Example Images from the Chimface Data Set [19]

images as input which are passed through two sister networks with identical parameters. The activation values of this last layer are concatenated and passed through a series of fully connected layers to return a binary result as to whether the two input images are from the same domain. In the case of re-ID, this domain would be determining if the two input images are of the same individual. This is in contrast to traditional network architectures which require all subjects to be identified and well represented in the training data and re-trained if a new individual were added to the data. The Siamese approach instead trains a network to learn how to identify similarities between two subjects. This allows new subjects to be recognized without example images of every individual in a population, and without any re-training of the network. Once trained, Siamese networks require only one labeled input image of an individual in order to accurately re-identify the second input image of the same individual. The main advantage for re-ID is that these systems generalize to individuals not found in the training data. For humans, Schroff et al. [3] introduced a modified Siamese-based network architecture, FaceNet, which currently holds the highest accuracy on the YouTube Faces data set with a 95.12% top-1 accuracy and is a promising model for animal re-ID.

Deb et al. [23] utilized Siamese networks for animal re-ID considering three species: chimpanzees, lemurs, and golden monkeys. They formulated the problem by defining three categories for testing successful re-ID: verification (determine if two images are the same individual), closed-set identification (identify an individual from a given set of images), and open-set identification (identify an individual from a given set of images or conclude the individual is absent from the data). For chim-

panzees, they combined the C-Zoo and C-Tai data sets to create the *ChimpFace* data set which contains 5,599 images of 90 chimpanzees. For lemurs, they consider a data set known as *LemurFace* from the Duke Lemur Center, North Carolina which contains 3,000 face images of 129 lemur individuals from 12 different species. For golden monkeys, they extracted the faces of 241 short video clips (average 6 seconds) from Volcanoes National Park in Rwanda where 1,450 images of 49 golden monkey faces were cropped and extracted [23]. They use a custom Siamese CNN containing four convolutional layers, followed by a 512 node fully connected layer [23]. Deb et al. (2018) report the above defined verification, closed-set, and open-set accuracies respectively for lemurs: 83.1%, 93.8%, 81.3%, golden monkeys: 78.7%, 90.4%, 66.1%, and chimpanzees: 59.9%, 75.8%, and 37.1%.

4 Methods

To test the capabilities of similarity networks on animal re-ID, we consider Deb et al. [23] verification accuracy metric on five species using the following data sets, each with their own unique challenges:

- FaceScrub: 106,863 images of 530 male/female human individuals varying in pose [17].
- ChimpFace: 5,599 images of 95 male/female chimpanzee (*Pan troglodytes*) individuals. This is a combination of two previous data sets: C-Tai and C-Zoo [19].
- HappyWhale: 9,850 images of 4,251 humpback whale (*Megaptera novaeangliae*) individuals offered as an expired Kaggle competition. Average number of 2.1 photos per individual [24].
- FruitFly: 244,760 images of 20 fruit flies (*Drosophila melanogaster*) in a variety of poses [25].
- Octopus: 5,192 images of an unknown number of octopus (*Octopus vulgaris*). Images are captured from research footage and the labels identify individuals as being different only when appearing on camera at the same time [26].

To format the data properly to train our similarity comparison networks, to create the ‘same’ images, for each individual, we build all pairwise images of 15 randomly selected images. To create the ‘different’ data for each individual, we randomly sample from the images of an individual and pair it with a randomly selected image of a different individual. This process creates an equal number of image pairs for each individual with labels, ‘same’ and ‘different’. We repeat this process in a five-fold split to report accuracies for each species to represent our test set for individuals seen during training, but in an unseen pairing. This is referred to the test-1 data set.

Our main focus of this experiment is to determine if trained Siamese networks can generalize animal similarity beyond the individuals found within the training data. As a result, we create a second testing set specifically to test generalization to individuals not seen during training. To do this, prior to performing the five-fold split, we excluded a random 10% of individuals and created a pairwise data set of unseen individuals. This second testing set, referred to as the test-2 data set, provides a better representation for how well the model generalizes to realistic scenarios of unseen individuals and is considered as our primary metric for performance. This is a unique practice, but we felt it best represented our ultimate question of generalization to new individuals unseen during training.

For the re-ID of humans, we consider the publicly available FaceScrub data set [17] (Figure 1). This data set allows for a benchmark comparison of our methodology in comparison to other human similarity networks. After following the described data creation format, the training set contains 218,872 pairs of images, the test-1 set 21,231 pairs of images, and the test-2 set 32,398 pairs of images created by considering 16 random individuals not included in the training data.

For the re-ID of chimpanzee, we consider the publicly available C-Zoo and C-Tai data sets introduced in [20] combined with the *Chimpface* data set introduced in [23]. This data set provides the unique opportunity of comparing the performance of similarity networks to the previously reported performance of feature engineering as well as classical deep learning methods. After following the described data creation format, the training set contains 148,516 pairs of images, the test-1 set 13,656 pairs of images, and the test-2 set 16,398 pairs of images created




Figure 3: Example Images from the Fruit Fly Data Set [25]

by considering 8 random individuals not included in the training data.

To test re-identification of humpback Whales, we consider the Humpback Whale Identification Challenge data set offered as a Kaggle competition [24]. This data set provides a realistic representation of the real-world application of animal re-ID as the 9,046 images only contain the fluke of the whale and are extremely sparse, having only an average of only 2 (+/- 8) individuals considering 4,251 individual classifications (Figure 8). After creating the pairwise data, the training set has 25,399 image pairs, test-1 set 2,655 image pairs, and test-2 set 3,822 image pairs.

To test the re-ID of fruit flies, we used a large library of high resolution images of fruit flies [25] (Figure 3). The large number of images available here provide an excellent opportunity to test the capabilities of similarity learning networks on an animal species beyond the Chordata phylum, and in the Arthropoda phylum, where re-ID is beyond the capabilities of a human observer. After following the described data creation format, the training set contains 216,421 pairs of images, the validation set 23,423 pairs of images, and the test set 17,632 pairs of images created by considering 4 random individuals not included in the training data.

Finally, to test the re-ID capabilities considering octopus we consider a real-world scenario where images are not readily curated into a data set, but instead extracted from video when multiple individuals are on camera [26]. This data set demonstrates the framework as part of a real-world application as it requires an accurate object detector to identify octopus as they enter the video frame and

a similarity comparison network to determine if these individuals have been previously seen before. This domain has robust challenges as octopus individuals have variable shape, colouration, size, and are photographed in murky water conditions. The process of training the object detector involves annotating the bounding box coordinates for each octopus for each frame of video. We then extract these isolated octopus images into labeled folders of unique individuals to train the similarity comparison network. Using this data we were able to train a Faster R-CNN object detection model [27], using the Inception architecture to localize octopus within a video sequence with 96.4% accuracy.

To collect bounding boxes and extract images of octopus individuals, we have created a universally applicable video data extraction tool to streamline the process. The user begins by selecting their video of interest. The software then asks the user to place their mouse cursor at the top left corner of an object of interest (e.g. octopus) and follow along while the video plays and it records the x and y position of the mouse cursor for every frame. The software then repeats the video for the user to follow the bottom right corner of the same object. The user can then select if there are additional objects and repeat/review the process until the video is fully labeled. This produces the necessary files required for the two data sets: the bounding box coordinates per frame of each octopus individual used to train the object detector, and the extracted images of each octopus individual used to train the similarity network.

For our internal testing purposes, we labeled 16 short octopus videos with 3.5 average octopus per video and an average length of 2:14 minutes. Three randomly selected videos are used to create the test set. We manually inspected each catalog of images and deleted approximately 90% of images that appear redundant over time (i.e. when an octopus remains stationary). We then follow the same pair-based data creation format as described above for each video independently to create a total of 80,916 training pairs, 9,080 validation pairs, and 17,968 unseen testing pairs. Pairwise interactions are only considered within each video segment where the octopus remains on screen as the identity of individuals across videos cannot be determined.

Our network architecture follows the Siamese Network paradigm, composed of two sister networks with five

standard architectures implemented: AlexNet, VGG-19, DenseNet201, MobileNetV2, and InceptionV3 [4, 5, 6, 7, 8]. The features of the last convolution layers are then concatenated and passed through two 2048 node fully connected layers, and lastly through a sigmoid output representing similar/dissimilar pairs.

In addition to the general architectures, we consider a variety of regularization techniques to improve training stability and prevent overfitting that are uniform across architectures. When initializing the weights we use an Xavier distribution to improve the likelihood of successful training [28]. For the final fully connected layers, to prevent overfitting, we utilize batch normalization, ridge regression with a value of 0.01 and 50% dropout [29, 30, 31]. We also apply data augmentation methods during training using the *imgaug* library [32]. For each training example there is a random chance of mirroring, shifting, rotation, colour channel noise to be added, per pixel manipulation, blurriness, and pixel dropout.

For training we selected the Adaptive Momentum (Adam) optimizer with a learning rate of 0.001 and a decay rate of 2% [33]. To represent error, we consider the binary crossentropy loss considering the binary output of the similarity network. The model was trained using mini-batch sizes of 64 training examples of size 224 x 244 pixel and trained for 100 epochs. Training and analyses of this model were performed using Python 3.6, Tensorflow 1.8, and Keras 2.2 on a NVIDIA P100 GPU.

5 Animal Re-Identification Results

Here we report only the best models per dataset. Results for all models can be found in Table 1. On the FaceScrub data set, DenseNet201 performs the best, achieving a training set accuracy of 92.3%, a test-1 accuracy of 91.3%, and test-2 accuracy of individuals never seen during training of 89.7%. Considering state-of-the-art models specifically designed for faces, such as FaceNet, which has a re-ID accuracy of 92.12%, our model does not match their level of performance, indicating there is room for improvement in terms of species-specific architecture. However, our results do demonstrate the capabilities of this general system for animal re-ID. This serves as platform of comparison for how similarity learning models perform on a variety of different species and data set composition.

On the *Chimpface* data set, DenseNet201 attains a training set accuracy of 88.2%, a test-1 accuracy of 87.5%, and test-2 accuracy of individuals never seen during training of 75.5%. This is a large improvement over the verification score of 59.9% using the same data reported by Deb et al. (2018) [23] (Figure 4 & 5).

On the humpback whale data set, MobileNetV2 attains the best training set accuracy of 65.2%, test-1 accuracy of 62.3% and test-2 accuracy of 61.4%. The success of MobileNetV2 suggests that models with higher representational capacity, such as DenseNet201 and InceptionNetV3, overfit the limited training data associated with this data set. While a poor result in comparison to an acceptable standards for monitoring, assuming similar performance on the withheld Kaggle test set, our approach currently stands as 4th best performing, considering 528 entries for the competition. The best performing model followed the same Siamese approach, however, they first isolated the whale flukes using a bounding box detector before passing them into their similarity network. We do not use such species-specific preprocessing.

For the fruit fly data set, DenseNet201 returns a training set accuracy of 82.4%, test-1 accuracy of 82.0% and test-2 accuracy of 79.3%. While distinguishing between fruit fly individuals seems to be an impossible task for humans, our model was able to successfully learn features which accurately distinguish between individuals. Considering the data set, the success of this model is likely based on the very large number of training images available, the limited number of individuals, as well as the standardized background of the images themselves.

On the novel octopus data set, DenseNet201 attains a training accuracy of 97.8%, test-1 accuracy of 95.3% and test-2 accuracy of 92.2% considering octopus it did not see during training. These results show promise, considering more data can still be collected. These results are likely due to the large amount of data, uniform location, and few number of individuals.

6 Near Future Techniques for Animal Re-Identification

The success of our models across multiple species, phyla, and environments show that similarity learning networks

are capable of solving the one-shot learning problem associated with animal population monitoring. Ecologists can realize our suggested similarity networks to improve accuracies of computer vision aided animal re-identification without the requirement of hand-coded feature extraction methods and example images from every member of the population.

Table 1: Summary of Performance Metrics for Similarity Learning Models by Species & Data Set

Species	Model	Test-1 Acc.	Test-2 Acc.
Human	AlexNet	0.678 ± 0.235	0.654
	VGG-19	0.810 ± 0.149	0.793
	DenseNet201	0.913 ± 0.138	0.897
	MobileNetV2	0.886 ± 0.130	0.858
	InceptionV3	0.883 ± 0.864	0.870
Chimpanzee	AlexNet	0.653 ± 0.253	0.637
	VGG-19	0.784 ± 0.184	0.753
	DenseNet201	0.875 ± 0.165	0.849
	MobileNetV2	0.843 ± 0.176	0.821
	InceptionV3	0.858 ± 0.093	0.843
Whale	AlexNet	0.505 ± 0.343	0.500
	VGG-19	0.583 ± 0.339	0.553
	DenseNet201	0.612 ± 0.265	0.604
	MobileNetV2	0.643 ± 0.183	0.614
	InceptionV3	0.583 ± 0.145	0.563
Fruit Fly	AlexNet	0.553 ± 0.135	0.534
	VGG-19	0.710 ± 0.340	0.694
	DenseNet201	0.820 ± 0.208	0.773
	MobileNetV2	0.763 ± 0.443	0.740
	InceptionV3	0.803 ± 0.265	0.761
Octopus	AlexNet	0.686 ± 0.235	0.653
	VGG-19	0.784 ± 0.385	0.759
	DenseNet201	0.834 ± 0.288	0.786
	MobileNetV2	0.810 ± 0.254	0.758
	InceptionV3	0.828 ± 0.210	0.765

In terms of network selection, our results found that DenseNet201 performed optimally on four of the five data sets. Our results indicate that AlexNet and VGG-19 did not have the representational capacity in comparison to DenseNet201, MobileNetV2, and InceptionNetV3 since their performance was always significantly lower. Inter-

estingly, MobileNetV2 performed best on the Humpback Whale data set. This is likely due to its limited representational power, generalizing well presented with limited training data.

To design a system that utilizes this technique, in practice a wildlife re-ID system would work as follows. One would collect or find a data library of images of animal individuals for the species in consideration, ideally in the thousands or more range. One would then organize the images into pairs and train a Siamese network to distinguish if two animal individuals are the same. In addition, one would train an object detector to localize the animals from a camera trap image [13]. Once both models are trained, one can set up the object detector to extract animals from images which are then fed into a similarity network. This approach could be used to estimate population sizes by querying a database. Upon initialization, this database would be empty. As each individual enters into the camera, the network would query all existing animal within the database. If none are deemed to be similar, an image of the new individual would be added to the database and the process repeats for each individual that enters. Eventually, this approach would see diminishing returns with increased uncertainty for each individual added. We recommend having multiple examples of each individual to mitigate this problem.

In order for such a technique to become generally applicable, we foresee the greatest challenge for deep learning methods being the creation of large labeled data sets for animal individuals. Our proposed approach for data collection would be to utilize environments with known ground truths for individuals, such as national parks, zoos, or camera traps in combination with individuals being tracked by GPS, to build the data sets. We recommend using video wherever possible to gather the greatest number of images for a given encounter with an individual, but be careful not to use repetitious images. Due to the difficulty of data collection in this domain, we encourage researchers with images of labeled animal individuals to make these data sets publicly available to further the research in this field. In addition to gathering the images, labeling data is also a labourious task, especially when training an object detection model where bounding boxes are required. One approach for solving this problem is known as weakly supervised learning, where one provides object labels to a network (i.e. zebra) and the

network returns the predicted coordinates of its location [34]. An alternative approach is to outsource the labeling task to online services, such as Zooniverse which can be time saving for researchers, but introduces inevitable variability in the quality of annotations [35].

While deep learning approaches are able to generalize to examples similar to those seen during training, we foresee various environmental, positional, and timing related challenges. Environmental challenges may include inclement weather conditions, such as heavy rain, or extreme lighting/shadows, especially from video analysis which only makes comparisons between similar weather conditions. One possible solution to limit these concerns may be to re-ID only during optimal weather conditions. A second is to include a robust amount of image augmentation. A positional challenge may occur if an individual were to enter the camera frame at extremely near or far distances. To solve this, one could limit animals to a certain range from the camera before considering it for re-ID. A challenge may also arise if an individual's appearance were to change dramatically between sightings, such as being injured or the rapid growth of a youth. While a network would be robust to such changes given training examples, this would require examples be available as training data. To account for this, and all the other listed considerations, we would recommend having a 'human-in-the-loop' approach, where a human monitors results and relabels erroneous classifications for further training to improve performance [36].

While today fully autonomous re-ID is still in development, researchers can already use these systems to reduce manual labour for their studies. Examples include training networks to filter images by the presence/absence of animals, or species classifications [13, 37, 38]. Soon deep learning systems will accurately perform animal re-ID at which time one can create systems that autonomously extract from camera traps a variety of ecological metrics such as diversity, evenness, richness, relative abundance distribution, carrying capacity, and trophic function, contributing to overarching ecological interpretations of trophic interactions and population dynamics. This will allow us to receive autonomous updates of projected ecosystem and species population health.

7 Conclusion

Re-identification is a one-shot learning task where standard deep learning models fail to perform. Similarity comparison networks, such as Siamese networks, have shown success re-identifying human individuals. We tested the capabilities of the five Siamese similarity comparison networks based on the AlexNet, VGG-19, DenseNet201, MobileNetV2, and InceptionV3 architectures on five different species. Using a five-fold validation split, we were able to demonstrate that each network structure was able to successfully re-identify animal individuals, with DenseNet201 performing optimally with 89.7, 75.5, 61.4, 79.3 and 92.2 accuracy on the human, chimpanzee, humpback whale, fruit fly, and octopus data sets respectively. Our results demonstrate that similarity comparison networks can achieve accuracies beyond human level performance for the task of animal re-identification. The ability for a researcher to re-identify an animal individual upon re-encounter is fundamental for addressing a broad range of questions in the study of population dynamics and community/behavioural ecology. Our expectation is that similarity comparison networks are the beginning of a major trend that could stand to revolutionize the analysis of animal re-identification camera trap data and, ultimately, our approach to animal ecology.

References

- [1] L. Zheng, L. Shen, L. Tian, S. Wang, J. Wang, and Q. Tian, "Scalable person re-identification: A benchmark," in *Proceedings of the IEEE International Conference on Computer Vision*, 2015, pp. 1116–1124.
- [2] Y. LeCun, Y. Bengio, and G. Hinton, "Deep learning," *Nature*, vol. 521, no. 7553, pp. 436–444, 2015.
- [3] F. Schroff, D. Kalenichenko, and J. Philbin, "Facenet: A unified embedding for face recognition and clustering," in *Proceedings of the IEEE conference on computer vision and pattern recognition*, 2015, pp. 815–823.
- [4] A. Krizhevsky, I. Sutskever, and G. E. Hinton, "Imagenet classification with deep convolutional neural networks," in *Advances in neural information processing systems*, 2012, pp. 1097–1105.

- [5] K. Simonyan and A. Zisserman, "Very deep convolutional networks for large-scale image recognition," *arXiv preprint arXiv:1409.1556*, 2014.
- [6] G. Huang, Z. Liu, L. Van Der Maaten, and K. Q. Weinberger, "Densely connected convolutional networks," in *Proceedings of the IEEE conference on computer vision and pattern recognition*, 2017, pp. 4700–4708.
- [7] M. Sandler, A. Howard, M. Zhu, A. Zhmoginov, and L.-C. Chen, "Mobilenetv2: Inverted residuals and linear bottlenecks," in *Proceedings of the IEEE Conference on Computer Vision and Pattern Recognition*, 2018, pp. 4510–4520.
- [8] C. Szegedy, V. Vanhoucke, S. Ioffe, J. Shlens, and Z. Wojna, "Rethinking the inception architecture for computer vision," in *Proceedings of the IEEE conference on computer vision and pattern recognition*, 2016, pp. 2818–2826.
- [9] C. J. Krebs *et al.*, "Ecological methodology," Harper & Row New York, Tech. Rep., 1989.
- [10] R. J. Foster and B. J. Harmsen, "A critique of density estimation from camera-trap data," *The Journal of Wildlife Management*, vol. 76, no. 2, pp. 224–236, 2012.
- [11] P. D. Meek, K. Vernes, and G. Falzon, "On the reliability of expert identification of small-medium sized mammals from camera trap photos," *Wildlife Biology in Practice*, vol. 9, no. 2, pp. 1–19, 2013.
- [12] L. Hiby, P. Lovell, N. Patil, N. S. Kumar, A. M. Gopalaswamy, and K. U. Karanth, "A tiger cannot change its stripes: using a three-dimensional model to match images of living tigers and tiger skins," *Biology letters*, pp. rsbl–2009, 2009.
- [13] S. Schneider, G. Taylor, and S. Kremer, "Deep learning object detection methods for ecological camera trap data," *Conference on Computer and Robot Vision*, to appear.
- [14] G. Lisanti, I. Masi, A. D. Bagdanov, and A. Del Bimbo, "Person re-identification by iterative re-weighted sparse ranking," *IEEE transactions on pattern analysis and machine intelligence*, vol. 37, no. 8, pp. 1629–1642, 2015.
- [15] N. Martinel, A. Das, C. Micheloni, and A. K. Roy-Chowdhury, "Re-identification in the function space of feature warps," *IEEE transactions on pattern analysis and machine intelligence*, vol. 37, no. 8, pp. 1656–1669, 2015.
- [16] Y. Taigman, M. Yang, M. Ranzato, and L. Wolf, "Deepface: Closing the gap to human-level performance in face verification," in *Proceedings of the IEEE conference on computer vision and pattern recognition*, 2014, pp. 1701–1708.
- [17] H.-W. Ng and S. Winkler, "A data-driven approach to cleaning large face datasets," in *2014 IEEE International Conference on Image Processing (ICIP)*. IEEE, 2014, pp. 343–347.
- [18] S. J. Carter, I. P. Bell, J. J. Miller, and P. P. Gash, "Automated marine turtle photograph identification using artificial neural networks, with application to green turtles," *Journal of experimental marine biology and ecology*, vol. 452, pp. 105–110, 2014.
- [19] A. Freytag, E. Rodner, M. Simon, A. Loos, H. S. Kühl, and J. Denzler, "Chimpanzee faces in the wild: Log-euclidean cnns for predicting identities and attributes of primates," in *German Conference on Pattern Recognition*. Springer, 2016, pp. 51–63.
- [20] A. Loos and A. Ernst, "An automated chimpanzee identification system using face detection and recognition," *EURASIP Journal on Image and Video Processing*, vol. 2013, no. 1, p. 49, 2013.
- [21] C.-A. Brust, T. Burghardt, M. Groenenberg, C. Käding, H. S. Kühl, M. L. Manguette, and J. Denzler, "Towards automated visual monitoring of individual gorillas in the wild," in *Proceedings of the IEEE Conference on Computer Vision and Pattern Recognition*, 2017, pp. 2820–2830.
- [22] J. Bromley, I. Guyon, Y. LeCun, E. Säckinger, and R. Shah, "Signature verification using a 'siamese' time delay neural network," in *Advances in Neural Information Processing Systems*, 1994, pp. 737–744.
- [23] D. Deb, S. Wiper, A. Russo, S. Gong, Y. Shi, C. Tykoszek, and A. Jain, "Face recognition: Primates in the wild," *arXiv preprint arXiv:1804.08790*, 2018.
- [24] "Humpback whale identification challenge," <https://www.kaggle.com/c/whale-categorization-playground>, accessed: 2018-05-15.
- [25] J. Schneider, N. Murali, G. W. Taylor, and J. D. Levine, "Can drosophila melanogaster tell whos who?" *PloS one*, vol. 13, no. 10, p. e0205043, 2018.

- [26] D. Scheel, S. Chancellor, M. Hing, M. Lawrence, S. Linquist, and P. Godfrey-Smith, "A second site occupied by octopus tetricus at high densities, with notes on their ecology and behavior," *Marine and Freshwater Behaviour and Physiology*, vol. 50, no. 4, pp. 285–291, 2017.
- [27] S. Ren, K. He, R. Girshick, and J. Sun, "Faster R-CNN: Towards real-time object detection with region proposal networks," *IEEE transactions on pattern analysis and machine intelligence*, vol. 39, no. 6, pp. 1137–1149, 2017.
- [28] X. Glorot and Y. Bengio, "Understanding the difficulty of training deep feedforward neural networks," in *Proceedings of the thirteenth international conference on artificial intelligence and statistics*, 2010, pp. 249–256.
- [29] S. Ioffe and C. Szegedy, "Batch normalization: Accelerating deep network training by reducing internal covariate shift," *arXiv preprint arXiv:1502.03167*, 2015.
- [30] A. E. Hoerl and R. W. Kennard, "Ridge regression: Biased estimation for nonorthogonal problems," *Technometrics*, vol. 12, no. 1, pp. 55–67, 1970.
- [31] N. Srivastava, G. Hinton, A. Krizhevsky, I. Sutskever, and R. Salakhutdinov, "Dropout: A simple way to prevent neural networks from overfitting," *The Journal of Machine Learning Research*, vol. 15, no. 1, pp. 1929–1958, 2014.
- [32] "imgaug," <https://imgaug.readthedocs.io/en/latest/index.html>.
- [33] D. Kingma and J. Ba, "Adam: A method for stochastic optimization," *arXiv preprint arXiv:1412.6980*, 2014.
- [34] Z.-H. Zhou, "A brief introduction to weakly supervised learning," *National Science Review*, vol. 5, no. 1, pp. 44–53, 2017.
- [35] R. Simpson, K. R. Page, and D. De Roure, "Zooniverse: observing the world's largest citizen science platform," in *Proceedings of the 23rd international conference on world wide web*. ACM, 2014, pp. 1049–1054.
- [36] A. Holzinger, "Interactive machine learning for health informatics: when do we need the human-in-the-loop?" *Brain Informatics*, vol. 3, no. 2, pp. 119–131, 2016.
- [37] "iWildcam 2018 camera trap challenge," <https://www.kaggle.com/c/iwildcam2018>, accessed: 2018-07-11.
- [38] M. S. Norouzzadeh, A. Nguyen, M. Kosmala, A. Swanson, M. Palmer, C. Packer, and J. Clune, "Automatically identifying, counting, and describing wild animals in camera-trap images with deep learning," *ArXiv:1703.05830v5*, 2017.




Figure 4: Model Output for Chimpanzee Individuals. Y11 label for each image is the model output and the X label is the name of each individual model's prediction [19]