

Enhancing Clinical Concept Extraction with Contextual Embeddings

Yuqi Si Jingqi Wang Hua Xu Kirk Roberts

School of Biomedical Informatics

The University of Texas Health Science Center at Houston

{yuqi.si, kirk.roberts}@uth.tmc.edu

Abstract

Neural network-based representations (“embeddings”) have dramatically advanced natural language processing (NLP) tasks, including clinical NLP tasks such as concept extraction. Recently, however, more advanced embedding methods and representations (*e.g.*, ELMo, BERT) have further pushed the state-of-the-art in NLP, yet there are no common best practices for how to integrate these representations into clinical tasks. The purpose of this study, then, is to explore the space of possible options in utilizing these new models for clinical concept extraction, including comparing these to traditional word embedding methods (word2vec, GloVe, fastText). Both off-the-shelf, open-domain embeddings and pre-training clinical embeddings from MIMIC-III are evaluated. We explore a battery of embedding methods consisting of traditional word embeddings and contextual embeddings, and compare these on four concept extraction corpora: i2b2 2010, i2b2 2012, SemEval 2014, and SemEval 2015. We also analyze the impact of the pre-training time of large language models like ELMo and BERT on the extraction performance. Contextual embeddings pre-trained on a large clinical corpus achieves new state-of-the-art performances across all concept extraction tasks. The best-performing model outperforms all state-of-the-art methods with respective F1-measures of 90.25, 93.18 (partial), 80.74, and 81.65. We demonstrate the potential of contextual embeddings through the state-of-the-art performance these methods achieve on clinical concept extraction.

1 Introduction

Concept extraction is the most common clinical natural language processing (NLP) task (Tang et al., 2013; Kundeti et al., 2016; Unanue et al., 2017; Wang et al., 2018b), and a precursor to

downstream tasks such as relations (Rink et al., 2011), frames (Gupta et al., 2018; Si and Roberts, 2018), co-reference (Lee et al., 2011), and phenotyping (Xu et al., 2011; Velupillai et al., 2018). Corpora such as those from i2b2 (Uzun et al., 2011; Sun et al., 2013; Stubbs et al., 2015), ShARe/CLEF (Suominen et al., 2013; Kelly et al., 2014), and SemEval (Pradhan et al., 2014; Elhadad et al., 2015; Bethard et al., 2016) act as evaluation benchmarks and datasets for training machine learning (ML) models.

Meanwhile, neural network-based representations continue to advance nearly all areas of NLP, from question answering (Shen et al., 2017) to named entity recognition (Chang et al., 2015; Wu et al., 2015; Habibi et al., 2017; Unanue et al., 2017; Florez et al., 2018) (a close analog of concept extraction). Recent advances in contextualized representations, including ELMo (Peters et al., 2018) and BERT (Devlin et al., 2018), have pushed performance even further. These have demonstrated that relatively simple downstream models using contextualized embeddings can outperform complex models (Seo et al., 2016) using embeddings such as word2vec (Mikolov et al., 2013) and GloVe (Pennington et al., 2014).

In this paper we aim to explore the potential impact these representations have on clinical concept extraction. Our contributions include:

1. An evaluation exploring numerous embedding methods: word2vec (Mikolov et al., 2013), GloVe (Pennington et al., 2014), fastText (Bojanowski et al., 2016), ELMo (Peters et al., 2018), and BERT (Devlin et al., 2018).
2. An analysis covering four clinical concept corpora, demonstrating the generalizability of these methods.
3. A performance increase for clinical concept

extraction that achieves state-of-the-art results on all four corpora.

4. A demonstration of the effect of pre-training on clinical corpora versus larger open domain corpora, an important trade-off in clinical NLP (Roberts, 2016).
5. A detailed analysis of the effect of pre-training time when starting from pre-built open domain models, which is important due to the long pre-training times of methods such as ELMo and BERT.

2 Background

This section introduces the theoretical knowledge that supports the shift from word-level embeddings to contextual embeddings.

2.1 Word Embedding Models

Word-level vector representation methods learn a real-valued vector to represent a single word. One of the most prominent methods for word-level representation is word2vec (Mikolov et al., 2013). So far, word2vec has widely established its effectiveness for achieving state-of-the-art performances in a variety of clinical NLP tasks (Wang et al., 2018a). GloVe (Pennington et al., 2014) is another unsupervised learning approach to obtain a vector representation for single word. Unlike word2vec, GloVe is a statistical model that aggregates both a global matrix factorization and a local context window. The learning relies on dimensionality reduction on the co-occurrence count matrix based on how frequently a word appears in a context. fastText (Bojanowski et al., 2016) is also an established library that for word representations. Unlike word2vec and GloVe, fastText considers individual words as character n-grams. For instance, “cold” is made of the n-grams “c”, “co”, “col”, “cold”, “o”, “ol”, “old”, “l”, “ld”, and “d”. This approach enables handling of infrequent words that are not present in the training vocabulary, alleviating some out-of-vocabulary issues.

However, the effectiveness of word-level representations is hindered by the limitation that they conflate all possible meanings of a word into a single representation and so the embedding is not adjusted to the surrounding context. In order to tackle these deficiencies, advanced approaches have attempted to directly model the word’s context into the vector representation. Figure 1 il-

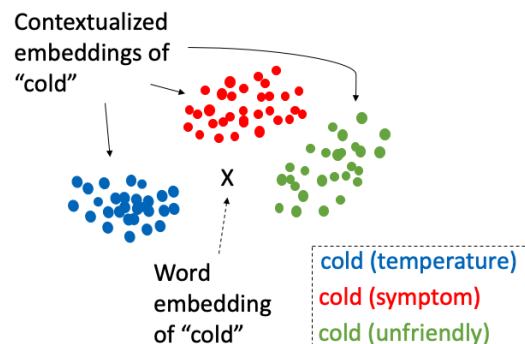


Figure 1: Fictional embedding vector points and clusters of “cold”.

lustrates this with the word “cold”, where a traditional word embedding assigns all senses of the word “cold” with a single vector, whereas a contextualized representation varies the vector based on its meaning in context (e.g., cold temperature, medical symptom/condition, or an unfriendly disposition). Although a fictional figure is shown here, we later demonstrate this on real data (Figure 3).

The first contextual word representation that we consider to overcome this issue is ELMo (Peters et al., 2018). Unlike the above traditional word embeddings that constitute a single vector for each word and the vector remains stable in downstream tasks, this contextual word representation can capture the context information and dynamically alter a multi-layer representation. At training time, a language model objective is used to learn the context-sensitive embeddings from a large text corpus. The training step of learning these context-sensitive embeddings is known as pre-training. After pre-training, the context-sensitive embedding of each word will be fed into the sentences for downstream tasks. The downstream task learns the shared weights of the inner state of pre-trained language model by optimizing the loss on the downstream task.

BERT (Devlin et al., 2018) is also a contextual word representation model, and, similar to ELMo, pre-training on an unlabeled corpus with a language model objective. Compared to ELMo, BERT is deeper in how it handles contextual information due to a deep bidirectional transformer for encoding sentences. It is based on a transformer architecture employing self-attention (Vaswani et al., 2017). The deep bidirectional transformer is equipped with multi-headed self-

attention in order to prevent locality bias and to achieve long-distance context comprehension. Additionally, in terms of the strategy for how to incorporate these models into the downstream task, ELMo is a feature-based language representation while BERT is a fine-tuning approach. The feature-based strategy is similar to traditional word embedding methods that considers the embedding as input features for the downstream task. The fine-tuning approach, on the other hand, adjusts the entire language model on the downstream task to achieve a task-specific architecture. So while the ELMo embeddings may be used as the input of a downstream model, with BERT fine-tuning method, the entire BERT model is integrated into the downstream task. This fine-tuning strategy is more likely to make use of the encoded information in the pre-trained language models.

2.2 Clinical Concept Extraction

Clinical concept extraction is the task of identifying medical concepts (e.g., problem, test, treatment) from clinical notes. This is typically considered as a sequence tagging problem to be solved with machine learning-based models (e.g., Conditional Random Field) using hand-engineered clinical domain knowledge as features (Wang et al., 2018b; De Bruijn et al., 2011). Recent advances have demonstrated the effectiveness of deep learning-based models with word embeddings as input. Up to now, the most prominent model for clinical concept extraction is a bidirectional Long Short-Term Memory with Conditional Random Field (Bi-LSTM CRF) architecture (Habibi et al., 2017; Florez et al., 2018; Chalapatthy et al., 2016). The bidirectional LSTM-based RNN captures both forward and backward information in the sentence and the CRF layer considers sequential output correlations in the decoding layer using the Viterbi algorithm. Most similar to this paper, several recent works have applied contextual embedding methods to concept extraction, both for clinical text and biomedical literature. For instance, ELMo has shown excellent performance on clinical concept extraction (Zhu et al., 2018). BioBERT (Lee et al., 2019) applied BERT primarily to literature concept extraction, pre-training on MEDLINE abstracts and PubMed Central articles, but also applied this model to the i2b2 2010 corpus without clinical pre-training (we include BioBERT in our experiments below). A re-

cent preprint by (Alsentzer et al., 2019) pre-trains on MIMIC-III, similar to our work, but achieves lower performance on the two tasks in common, i2b2 2010 and 2012. Their work does suggest potential value in only pre-training on MIMIC-III discharge summaries, as opposed to all notes, as well as combining clinical pre-training with literature pre-training. Finally, another recent preprint proposes the use of BERT not for concept extraction, but for clinical prediction tasks such as 30-day readmission prediction (Huang et al., 2019).

3 Methods

In this paper, we consider both off-the-shelf embeddings from the open domain as well as pre-training clinical domain embeddings on clinical notes from MIMIC-III (Johnson et al., 2016), which is a public database of Intensive Care Unit (ICU) patients.

For the traditional word embedding experiments, the static embeddings are fed into a Bi-LSTM CRF architecture. All words that occur at least five times in the corpus are included and infrequent words are denoted as UNK. To compensate for the loss due of those unknown words, character embeddings for each word are included.

For ELMo, the context-independent embeddings with trainable weights are used to form context-dependent embeddings, which are then fed into the downstream task. Specifically, the context-dependent embedding is obtained through a low-dimensional projection and a highway connection after a stacked layer of a character-based Convolutional Neural Network (char-CNN) and a two-layer Bi-LSTM language model (bi-LM). Thus, the contextual word embedding is formed with a trainable aggregation of highly-connected bi-LM. Because the context-independent embeddings already consider representation of characters, it is not necessary to learn a character embedding input for the Bi-LSTM in concept extraction. Finally, the contextual word embedding for each word is fed into the prior state-of-the-art sequence labeling architecture, Bi-LSTM CRF, to predict the label for each token.

For BERT, both the BERT_{BASE} and BERT_{LARGE} off-the-shelf models are used with additional Bi-LSTM layers at the top of the BERT architecture, which we refer to as BERT_{BASE}(General) and BERT_{LARGE}(General), respectively. For background, the BERT authors released two off-the-

shelf cased models: BERT_{BASE} and BERT_{LARGE}, with 110 million and 340 million total parameters, respectively. BERT_{BASE} has 12 layers of transformer blocks, 768 hidden units, and 12 self-attention heads, while BERT_{LARGE} has 24 layers of transformer blocks, 1024 hidden units, and 16 self-attention heads. So BERT_{LARGE} is both “wider” and “deeper” in model structure, but is otherwise essentially the same architecture. The models initiated from BERT_{BASE}(General) and BERT_{LARGE}(General) are fine-tuned on the downstream task (e.g., clinical concept recognition in our case). Because BERT integrates sufficient label-correlation information, the CRF layer is abandoned and only a Bi-LSTM architecture is used for sequence labeling. Additionally, two clinical domain embedding models are pre-trained on MIMIC-III, initiated from the BERT_{BASE} and BERT_{LARGE} checkpoints, which we refer to as BERT_{BASE}(MIMIC) and BERT_{LARGE}(MIMIC), respectively.

4 Datasets and Experiments

4.1 Datasets

Dataset	Subset	#. Notes	#. Entities
i2b2 2010	Train	349	27,837
	Test	477	45,009
i2b2 2012	Train	190	16,468
	Test	120	13,594
SemEval 2014 Task 7	Train	199	5,816
	Test	99	5,351
SemEval 2015 Task 14	Train	298	11,167
	Test	133	7,998

Table 1: Descriptive statistics for concept extraction datasets

Our experiments are performed on four widely-studied shared tasks, the 2010 i2b2/VA challenge (Uzuner et al., 2011), the 2012 i2b2 challenge (Sun et al., 2013), the SemEval 2014 Task 7 (Pradhan et al., 2014) and the SemEval 2015 Task 14 (Elhadad et al., 2015). The descriptive statistics for the datasets are shown in Table 1. The 2010 i2b2/VA challenge data contains a total of 349 training and 477 testing reports with clinical concept types: PROBLEM, TEST and TREATMENT. The 2012 i2b2 challenge data contains 190 training and 120 testing discharge summaries, with 6 clinical concept types: PROBLEM, TEST, TREATMENT, CLINICAL DEPARTMENT, EVIDENTIAL, and OCCURRENCE. The SemEval 2014 Task 7

data contains 199 training and 99 testing reports with the concept type: DISEASE DISORDER. The SemEval 2015 Task 14 data consists of 298 training and 133 testing reports with the concept type: DISEASE DISORDER. For the two SemEval tasks, the disjoint concepts are handled with “BIOHD” tagging schema (Tang et al., 2015).

The clinical embeddings are trained on MIMIC III (Johnson et al., 2016), which consists of almost 2 million clinical notes. Notes that have an ERROR tag are first removed, ending up with 1,908,359 notes and 786,414,528 tokens and a vocabulary of size 712,286. For pre-training traditional word embeddings, words are lowercased, as is standard practice. For pre-training ELMo and BERT, casing is preserved.

4.2 Experimental Setting

4.2.1 Concept Extraction

Concept extraction is based on the model proposed in Lample et al., (2016), a Bi-LSTM CRF architecture. For traditional embedding methods and ELMo embeddings, we use the same hyperparameters setting: hidden unit dimension at 512, dropout probability at 0.5, learning rate at 0.001, learning rate decay at 0.9, and Adam as the optimization algorithm. Early stopping of training is set to 5 epochs without improvement to prevent overfitting.

4.2.2 Pre-training of Clinical Embeddings

Across embedding methods, two different scenarios of pre-training are investigated and compared:

1. Off-the-shelf embeddings from the official release, referred to as the General model.
2. Pre-trained embeddings on MIMIC-III, referred to as the MIMIC model..

In the first scenario, more details related to the embedding models are shown in in Table 2. We also apply BioBERT (Lee et al., 2019), which is the most recent pre-trained model on biomedical literature initiated from BERT_{BASE}.

In the second scenario, for all the traditional embedding methods, we pre-train 300 dimension embeddings from MIMIC-III clinical notes. We apply the following hyperparameter settings for all three traditional embedding methods including word2vec, GloVe, and fastText: window size of 15, minimum word count of 5, 15 iterations, and

Method	Resource (#. Tokens/ #. Vocab)	Size	Language model
GloVe	Gigaword5 + Wikipedia2014 (6B/ 0.4M)	300	NA
fastText	Wikipedia 2017+ UMBC webbase corpus and statmt.org news (16B/ 1M)	300	NA
ELMo	WMT 2008-2012 + Wikipedia (5.5B / 0.7M)	512	2-layer, 4096-hidden, 93.6M parameters
BERT _{BASE}	BooksCorpus+ English Wikipedia (3.3B/ 0.03M*)	768	12-layer, 768-hidden, 12-heads, 110M parameters
BERT _{LARGE}	BooksCorpus + English Wikipedia (3.3B/ 0.03M*)	1024	24-layer, 1024-hidden, 16-heads, 340M parameters

Table 2: Resources of off-the-shelf embeddings from open domain. (* Vocabulary size calculated after word-piece tokenization)

embedding size of 300 to match the off-the-shelf embeddings.

For ELMo, the hyperparameter setting for pre-training follows the default in Peters et al., (2018). Specifically, a char-CNN embedding layer is applied with 16-dimension character embeddings, filter widths of [1, 2, 3, 4, 5, 6, 7] with respective [32, 32, 64, 128, 256, 512, 1024] number of filters. After that, a two-layer Bi-LSTM with 4,096 hidden units in each layer is added. The output of the final bi-LM language model is projected to 512 dimensions with a highway connection. The total number of tokens in pre-training on MIMIC-III was 786,414,528. MIMIC-III was split into a training corpus (80%) for pre-training and a held-out testing corpus (20%) for evaluating perplexity. The pre-training step is performed on the training corpus for 15 epochs. The average perplexity on the testing corpus is 9.929.

For BERT, two clinical-domain models initialized from BERT_{BASE} and BERT_{LARGE} are pre-trained. Unless specified, we follow the authors detailed instructions to set up the pre-training parameters, as other options were tested and it has been concluded that this is a useful recipe when pre-training from their released model (*e.g.*, poor model convergence). The vocabulary list consisting of 28,996 word-pieced tokens applied in BERT_{BASE} and BERT_{LARGE} is adopted. According to their paper, the performance on the downstream tasks decrease as the training steps increase, thus we decide to save the intermediate checkpoint (every 20,000 steps) and report the performance of intermediate models on the downstream task.

4.2.3 Fine-tuning BERT

Fine-tuning the BERT clinical models on the downstream task requires some adjustments. First, instead of randomly initializing the Bi-LSTM output weights, Xavier initialization is utilized (Glorot and Bengio, 2010), without which the BERT fine-tuning failed to converge (this was not necessary for ELMo). Second, early stopping of fine-tuning is set to 800 steps without improvement to prevent overfitting. Finally, post-processing steps are conducted to align the BERT output with the concept gold standard, including handling truncated sentences and word-pieced tokenization.

4.2.4 Evaluation and Computational Costs

10% of the official training set is used as a development set and the official test set is used to report performance. The specific performance metrics are precision, recall, and F1-measure for exact matching. The pre-training BERT experiments are implemented in TensorFlow (Abadi et al., 2016) on a NVidia Tesla V100 GPU (32G), other experiments are performed in TensorFlow on a NVIDIA Quadro M5000 (8G). The time for pre-training ELMo, BERT_{BASE} and BERT_{LARGE} for every 20K checkpoint is 4.83 hours, 3.25 hours, and 5.16 hours, respectively. These models were run until manually set to stop at 320K iterations (82.66 hours \sim roughly 3.4 days), 700K iterations (113.75 hours \sim roughly 4.7 days), and 700K iterations (180.83 hours \sim roughly 7.5 days), respectively.

Table 3: Test set comparison in exact F1 of embedding methods across tasks.
SOTA: state-of-the-art.

Method	i2b2 2010		i2b2 2012		Semeval 2014 Task 7		Semeval 2015 Task 14	
	General	MIMIC	General	MIMIC	General	MIMIC	General	MIMIC
word2vec	80.38	84.32	71.07	75.09	72.2	77.48	73.09	76.42
GloVe	84.08	85.07	74.95	75.27	70.22	77.73	72.13	76.68
fastText	83.46	84.19	73.24	74.83	69.87	76.47	72.67	77.85
ELMo	83.83	87.8	76.61	80.5	72.27	78.58	75.15	80.46
BERTbase	84.33	89.55	76.62	80.34	76.76	80.07	77.57	80.67
BERTlarge	85.48	90.25	78.14	80.91	78.75	80.74	77.97	81.65
BioBERT	84.76	-	77.77	-	77.91	-	79.97	-
Prior SOTA	88.60 (Zhu et al., 2018)		‡ (Liu et al., 2017)		80.3 (Tang et al., 2015)		81.3 (Zhang et al., 2014)	

‡ The SOTA on the i2b2 2012 task is only reported in partial-matching F1. That result, 92.29 (Liu et al., 2017), is below the equivalent we achieve on partial-matching F1 with BERT_{LARGE}(MIMIC), 93.18.

5 Results

5.1 Performance Comparison

The performance on the respective test sets for the embedding methods on the four clinical concept extraction tasks are reported in Table 3. The performance is evaluated in exact matching F1. In general, embeddings pre-trained on the clinical corpus performed better than the same method pre-trained on an open domain corpus.

For i2b2 2010, the best performance is achieved by BERT_{LARGE}(MIMIC) with an F1 of 90.25. It improves the performance by 5.18 over the best performance of the traditional embeddings achieved by GloVe (MIMIC) with F1 of 85.07. As expected, both ELMo and BERT clinical embeddings outperform the off-the-shelf embeddings with relative increase up to 10%.

The best performance on the i2b2 2012 task is achieved by BERT_{LARGE}(MIMIC) with an F1 of 80.91 across all the alternative methods. It increases F1 by 5.64 over GloVe(MIMIC), which obtains the best score (75.27) among the traditional embedding methods. As expected, ELMo and BERT with pre-trained clinical corpus exceed the off-the-shelf open domain models.

The most efficient model for SemEval 2014 task achieved an exact matching with F1 of 80.74 by BERT_{LARGE}(MIMIC). Notably, traditional embedding models pre-trained on clinical corpus such as GloVe(MIMIC) obtained a higher performance than contextual embedding model trained on open domain, namely ELMo(General).

For the SemEval 2015 task, since the experiments are performed only in concept extraction, the models are evaluated using the official eval-

uation script from the SemEval 2014 task. Note the training set (298 notes) for the SemEval 2015 task is the training (199 notes) and test set (99 notes) combined for the SemEval 2014 task. The best performance on the 2015 task is achieved by BERT_{LARGE}(MIMIC) with an F1 of 81.65.

The detailed performance for each entity category including PROBLEM, TEST and TREATMENT on the 2010 task is shown in Table 4. Both ELMo and BERT show improvements to all three categories, with ELMo outperforming the traditional embeddings on all three, and BERT outperforming ELMo on all three. One notable aspect with BERT is that TREATMENTS see a larger jump: TREATMENT is the lowest-performing category for ELMo and the traditional embeddings despite there being slightly more TREATMENTS than TESTs in the data, but for BERT the TREATMENTS category outperforms TESTs.

	word2vec	GloVe	fastText	ELMo	BERT _{BASE}	BERT _{LARGE}
PROBLEM	84.16	85.08	84.32	88.76	89.61	89.26
TEST	85.93	84.96	84.01	87.39	88.09	88.8
TREATMENT	83.14	84.73	83.89	86.98	88.3	89.14

Table 4: Performance of each label category with pre-trained MIMIC models on i2b2 2010.

Table 5 shows the results for each event type on the 2012 task with embeddings pre-trained from MIMIC- III. Generally, the biggest improvement by the contextual embeddings over the traditional embeddings is achieved on the PROBLEM type (BERT_{LARGE}: 86.1, GloVe: 77.83). This is reasonable because in clinical notes, diseases and conditions normally appear in certain types of sur-

rounding context with similar grammar structures. Thus, it is necessarily important to take advantage of contextual representations to capture the surrounding context for that particular concept. Interestingly, ELMo outperforms both BERT models for CLINICAL DEPARTMENT and OCCURRENCE.

	word2vec	GloVe	FastText	ELMo	BERT _{BASE}	BERT _{LARGE}
PROBLEM	76.49	77.83	75.35	84.1	85.91	86.1
TEST	78.12	81.26	76.94	84.76	86.88	86.56
TREATMENT	76.22	78.52	76.88	83.9	84.27	85.09
CLINICAL DEPT	78.18	77.92	77.27	83.71	77.92	78.23
EVIDENTIAL	73.14	74.26	72.94	72.95	74.21	74.96
OCCURRENCE	64.77	64.19	61.02	66.27	62.36	65.65

Table 5: Performance of each label category with pre-trained MIMIC models on i2b2 2012.

5.2 Pre-training Evaluation

The efficiency of pre-trained ELMo and BERT models are investigated by reporting the loss during pre-training steps and by evaluating the intermediate checkpoints on downstream tasks. It is observed for both ELMo and BERT at their pre-training stages, the train perplexity or loss decreases as the steps increase, indicating that the language model is actually adapting to the clinical corpus. If there is no intervention to stop the pre-training process, it will lead to a very small loss value. However, this will ultimately cause overfitting on the pre-training corpus (shown in Supplemental Figure 1). However, this will bring to another common issue that the model might be overfitting on the training set.

Using i2b2 2010 as the downstream task, the final performance at each intermediate checkpoint of the pre-trained model is shown in Figure 2. For ELMo, as the pre-training proceeds, the performance of the downstream task remains stable after a certain number of iterations (the maximum F1 reaches 87.80 at step 280K). For BERT_{BASE}, the performance on the downstream task is less steady and tends to decrease after achieving its optimal model, with the maximum F1 89.55 at step 340K. We theorize that this is due to initializing the MIMIC model with the open-domain BERT model: over many iterations on the MIMIC data, the information learned from the large open corpus (3.3B words) is lost and would eventually converge on a model similar to one initialized from scratch. Thus, limiting pre-training on a clinical corpus to a certain number of iterations provides a useful trade-off, balancing the benefits of

a large open-domain corpus while still learning much from a clinical corpus. We hope this is a practical piece of guidance for the clinical NLP community when they intend to generate their own pre-trained model from a clinical corpus.

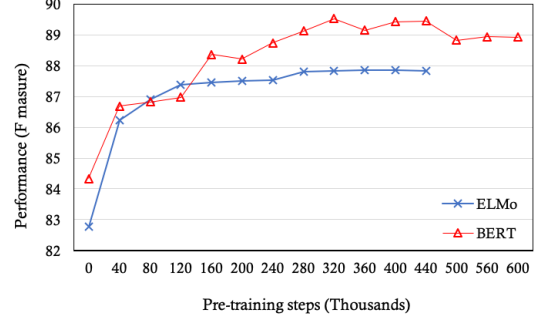


Figure 2: Performances on the i2b2 2010 task governed by the steps of pre-training epochs on ELMo (MIMIC) and BERT_{BASE} (MIMIC).

6 Discussion

This study explores the effects of numerous embedding methods on four shared clinical concept extraction tasks. Unsurprisingly, domain-specific embedding models outperform open-domain embedding models. All types of embeddings enable consistent gains in concept extraction tasks when pre-trained on a clinical domain corpus. Further, the contextual embeddings outperform traditional embeddings in performance. Specifically, large improvements can be achieved by pre-training a deep language model from a large corpus, followed by a task-specific fine-tuning.

6.1 State-of-the-art Comparison

Among the four shared challenges of clinical concept extraction, the i2b2 2012 task report the partial matching F1 as the organizers reported in Sun et al., (2013) and the other three tasks report the exact matching F1. Currently, the state-of-the-art models in i2b2 2010, i2b2 2012, SemEval 2014 task 7, and Semeval 2015 Task 14 are reported with F1 of 88.60 (Zhu et al., 2018), 92.29 (Liu et al., 2017), 80.3 (Tang et al., 2015) and 81.3 (Zhang et al., 2014), respectively. With the most advanced method pre-trained on a large clinical corpus, namely BERT_{LARGE}(MIMIC), we achieved new state-of-the-art performances across all tasks. BERT_{LARGE}(MIMIC) outperform the state-of-the-art models on all four tasks with respective F-measures of 90.25, 93.18 (*partial F1*),

80.74, and 81.65.

6.2 Semantic Information from Contextual Embeddings

Here, we explore the semantic information captured by the contextual representation and infer that the contextual embedding can encode information that a single word vector fails to. First, we selected 30 sentences from both web texts and clinical notes in which the word *cold* appears (The actual sentences can be found in Supplemental Table 1). The embedding vectors of *cold* in 30 sentences from four embedding models, ELMo(General), ELMo(MIMIC), BERT_{LARGE}(General), and BERT_{LARGE}(MIMIC), were derived. This results in 120 vectors for the same word across four embeddings. For each embedding method, PCA is performed to reduce the dimensionality to 2.

The PCA visualization is shown in Figure 3. As expected, the vectors of *cold* generated by ELMo(General) are mixed within two different meaning labels. The vectors generated by BERT_{LARGE}(General) and BERT_{LARGE}(MIMIC) are more clearly clustered into two groups. ELMo(General) is unable to discriminate the different meanings of the word *cold*, specifically between temperature and symptom. The visualization result is also consistent with the performance on the concept extract tasks where ELMo(General) tends to get a poorer performance compared with the other three models.

Second, traditional word embeddings are commonly evaluated using lexical similarity tasks, such as those by (Pakhomov et al., 2010, 2016), which compare two words outside any sentence-level context. While not entirely appropriate for comparing contextual embeddings such as ELMo and BERT because the centroid of the embedding clusters are not necessarily meaningful, such lexical similarity tasks do provide motivation for investigating the clustering effects of lexically similar (and dissimilar) words. In Supplemental Figure 2, we compare four words from (Pakhomov et al., 2016): *tylenol*, *motrin*, *pain*, and *herpes* based on 50-sentence samples from MIMIC-III and the same 2-dimension PCA visualization technique. One would expect *tylenol* (acetaminophen) and *motrin* (ibuprofen) to be similar, and in fact the clusters overlap almost completely. Meanwhile, *pain* is a nearby cluster, while *herpes* is quite dis-

tant. So while contextual embeddings are not well-suited to context-free lexical similarity tasks, the aggregate effects (clusters) still demonstrate similar spatial relationships as traditional word embeddings.

6.3 Lexical Segmentation in BERT

One important notable difference between BERT and both ELMo and the traditional word embeddings is that BERT breaks words down into sub-word tokens, referred to as wordpieces (Schuster and Nakajima, 2012). This is accomplished via statistical analysis on a large corpus, as opposed to using a morphological lexicon. The concern for clinical NLP, then, is if a different word piece tokenization method is appropriate for clinical text as opposed to general text (i.e., books and Wikipedia for the pre-trained BERT models). Supplemental Table 2 shows the word piece tokenization for the medical words from the lexical similarity corpus developed by (Pakhomov et al., 2016). The results do not exactly conform to traditional medical term morphology (e.g., “appendicitis” is broken into “app”, “-end”, “-icit”, “-is”, as opposed to having the suffix “-itis”). Note that this isn’t necessary a bad segmentation: it is possible this would outperform a word piece tokenization based on the SPECIALIST lexicon (Browne et al., 2000). What is not in dispute, however, is that further experimentation is required, such as determining word pieces from MIMIC-III. Note this is not as simple as it at first seems. The primary issue is that the BERT models we use in this paper were first pre-trained on a 3.3 billion word open-domain corpus, then fine-tuned on MIMIC-III. Performing word piece tokenization on MIMIC-III would at a minimum require repeating the pre-training process on the open-domain corpus (with the clinical word pieces) in order to get comparable embedding models. Given the range of experimentation necessary to determine the best word piece strategy, we leave this experimentation to future work.

7 Conclusion

In this paper, we present an analysis of different word embedding methods and investigate their effectiveness on four clinical concept extraction tasks. We compare between traditional word representation methods as well as the advanced contextual representation methods. We also compare pre-trained contextual embeddings using a

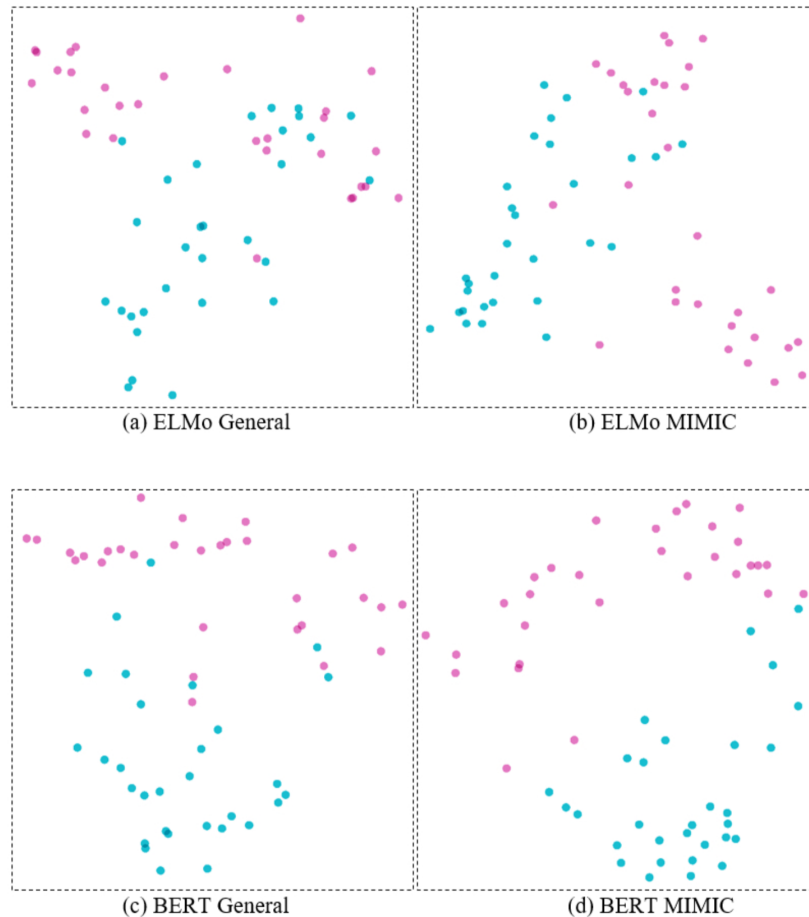


Figure 3: PCA visualizations using embedding vectors of *cold* of two embedding models. (Purple: *cold* as temperature meaning. Red: *cold* as symptom meaning.)

large clinical corpus against the performance of off-the-shelf pre-trained models on open domain data. Primarily, the efficacy of contextual embeddings over traditional word vector representations are highlighted by comparing the performances on clinical concept extraction. Contextual embeddings also provide interesting semantic information that is not accounted for in traditional word representations. Further, our results highlight the benefits of embeddings through unsupervised pre-training on clinical text corpora, which achieve higher performance than off-the-shelf embedding models and result in new state-of-the-art performance across all tasks.

Acknowledgments

This work was supported by the U.S. National Library of Medicine, National Institutes of Health (NIH), under award R00LM012104, as well as the Cancer Prevention Research Institute of Texas (CPRIT), under awards RP170668 and RR180012.

References

- Martín Abadi, Paul Barham, Jianmin Chen, Zhifeng Chen, Andy Davis, Jeffrey Dean, Matthieu Devin, Sanjay Ghemawat, Geoffrey Irving, Michael Isard, et al. 2016. Tensorflow: a system for large-scale machine learning. In *OSDI*, volume 16, pages 265–283.
- Emily Alsentzer, John R Murphy, Willie Boag, Wei-Hung Weng, Di Jin, Tristan Naumann, and Matthew McDermott. 2019. Publicly available clinical bert embeddings. *arXiv preprint arXiv:1904.03323*.
- Steven Bethard, Guergana Savova, Wei-Te Chen, Leon Derczynski, James Pustejovsky, and Marc Verhagen. 2016. Semeval-2016 task 12: Clinical tempeval. In *Proceedings of the 10th International Workshop on Semantic Evaluation (SemEval-2016)*, pages 1052–1062.
- Piotr Bojanowski, Edouard Grave, Armand Joulin, and Tomas Mikolov. 2016. Enriching word vectors with subword information. *arXiv preprint arXiv:1607.04606*.
- Allen C Browne, Alexa T McCray, and Suresh Srinivasan. 2000. The specialist lexicon. *National Library of Medicine Technical Reports*, pages 18–21.

- Raghavendra Chalapathy, Ehsan Zare Borzeshi, and Massimo Piccardi. 2016. Bidirectional lstm-crf for clinical concept extraction. *arXiv preprint arXiv:1611.08373*.
- FX Chang, J Guo, WR Xu, and S Relly Chung. 2015. Application of word embeddings in biomedical named entity recognition tasks. *Journal of Digital Information Management*, 13(5).
- Berry De Bruijn, Colin Cherry, Svetlana Kiritchenko, Joel Martin, and Xiaodan Zhu. 2011. Machine-learned solutions for three stages of clinical information extraction: the state of the art at i2b2 2010. *Journal of the American Medical Informatics Association*, 18(5):557–562.
- Jacob Devlin, Ming-Wei Chang, Kenton Lee, and Kristina Toutanova. 2018. Bert: Pre-training of deep bidirectional transformers for language understanding. *arXiv preprint arXiv:1810.04805*.
- Noémie Elhadad, Sameer Pradhan, Sharon Gorman, Suresh Manandhar, Wendy Chapman, and Guergana Savova. 2015. Semeval-2015 task 14: Analysis of clinical text. In *Proceedings of the 9th International Workshop on Semantic Evaluation (SemEval 2015)*, pages 303–310.
- Edson Florez, Frédéric Precioso, Michel Riveill, and Romaric Pighetti. 2018. Named entity recognition using neural networks for clinical notes. In *International Workshop on Medication and Adverse Drug Event Detection*, pages 7–15.
- Xavier Glorot and Yoshua Bengio. 2010. Understanding the difficulty of training deep feedforward neural networks. In *Proceedings of the thirteenth international conference on artificial intelligence and statistics*, pages 249–256.
- Anupama Gupta, Imon Banerjee, and Daniel L Rubin. 2018. Automatic information extraction from unstructured mammography reports using distributed semantics. *Journal of biomedical informatics*, 78:78–86.
- Maryam Habibi, Leon Weber, Mariana Neves, David Luis Wiegandt, and Ulf Leser. 2017. Deep learning with word embeddings improves biomedical named entity recognition. *Bioinformatics*, 33(14):i37–i48.
- Kexin Huang, Jaan Altosaar, and Rajesh Ranganath. 2019. Clinicalbert: Modeling clinical notes and predicting hospital readmission. *arXiv preprint arXiv:1904.05342*.
- Alistair EW Johnson, Tom J Pollard, Lu Shen, H Lehman Li-wei, Mengling Feng, Mohammad Ghassemi, Benjamin Moody, Peter Szolovits, Leo Anthony Celi, and Roger G Mark. 2016. MIMIC-III, a freely accessible critical care database. *Scientific data*, 3:160035.
- Liadh Kelly, Lorraine Goeuriot, Hanna Suominen, Tobias Schreck, Gondy Leroy, Danielle L Mowery, Sumithra Velupillai, Wendy W Chapman, David Martinez, Guido Zuccon, et al. 2014. Overview of the share/clef ehealth evaluation lab 2014. In *International Conference of the Cross-Language Evaluation Forum for European Languages*, pages 172–191.
- Srinivasa Rao Kundeti, J Vijayananda, Srikanth Mujjiga, and M Kalyan. 2016. Clinical named entity recognition: Challenges and opportunities. In *Big Data (Big Data), 2016 IEEE International Conference on*, pages 1937–1945.
- Guillaume Lample, Miguel Ballesteros, Sandeep Subramanian, Kazuya Kawakami, and Chris Dyer. 2016. Neural architectures for named entity recognition. *arXiv preprint arXiv:1603.01360*.
- Heeyoung Lee, Yves Peirsman, Angel Chang, Nathanael Chambers, Mihai Surdeanu, and Dan Jurafsky. 2011. Stanford’s multi-pass sieve coreference resolution system at the conll-2011 shared task. In *Proceedings of the fifteenth conference on computational natural language learning: Shared task*, pages 28–34.
- Jinhyuk Lee, Wonjin Yoon, Sungdong Kim, Donghyeon Kim, Sunkyu Kim, Chan Ho So, and Jaewoo Kang. 2019. BioBERT: pre-trained biomedical language representation model for biomedical text mining. *arXiv preprint arXiv:1901.08746*.
- Zengjian Liu, Ming Yang, Xiaolong Wang, Qingcai Chen, Buzhou Tang, Zhe Wang, and Hua Xu. 2017. Entity recognition from clinical texts via recurrent neural network. *BMC medical informatics and decision making*, 17(2):67.
- Tomas Mikolov, Ilya Sutskever, Kai Chen, Greg S Corrado, and Jeff Dean. 2013. Distributed representations of words and phrases and their compositionality. In *Advances in neural information processing systems*, pages 3111–3119.
- Serguei Pakhomov, Bridget McInnes, Terrence Adam, Ying Liu, Ted Pedersen, and Genevieve B Melton. 2010. Semantic similarity and relatedness between clinical terms: an experimental study. In *AMIA annual symposium proceedings*, volume 2010, page 572. American Medical Informatics Association.
- Serguei VS Pakhomov, Greg Finley, Reed McEwan, Yan Wang, and Genevieve B Melton. 2016. Corpus domain effects on distributional semantic modeling of medical terms. *Bioinformatics*, 32(23):3635–3644.
- Jeffrey Pennington, Richard Socher, and Christopher Manning. 2014. Glove: Global vectors for word representation. In *Proceedings of the 2014 conference on empirical methods in natural language processing (EMNLP)*, pages 1532–1543.

- Matthew E Peters, Mark Neumann, Mohit Iyyer, Matt Gardner, Christopher Clark, Kenton Lee, and Luke Zettlemoyer. 2018. Deep contextualized word representations. *arXiv preprint arXiv:1802.05365*.
- Sameer Pradhan, Noémie Elhadad, Wendy Chapman, Suresh Manandhar, and Guergana Savova. 2014. Semeval-2014 task 7: Analysis of clinical text. In *Proceedings of the 8th International Workshop on Semantic Evaluation (SemEval 2014)*, pages 54–62.
- Bryan Rink, Sanda Harabagiu, and Kirk Roberts. 2011. Automatic extraction of relations between medical concepts in clinical texts. *Journal of the American Medical Informatics Association*, 18(5):594–600.
- Kirk Roberts. 2016. Assessing the corpus size vs. similarity trade-off for word embeddings in clinical nlp. In *Proceedings of the Clinical Natural Language Processing Workshop (ClinicalNLP)*, pages 54–63.
- Mike Schuster and Kaisuke Nakajima. 2012. Japanese and korean voice search. In *2012 IEEE International Conference on Acoustics, Speech and Signal Processing (ICASSP)*, pages 5149–5152. IEEE.
- Minjoon Seo, Aniruddha Kembhavi, Ali Farhadi, and Hannaneh Hajishirzi. 2016. Bidirectional attention flow for machine comprehension. *arXiv preprint arXiv:1611.01603*.
- Yikang Shen, Wenge Rong, Nan Jiang, Baolin Peng, Jie Tang, and Zhang Xiong. 2017. Word embedding based correlation model for question/answer matching. In *AAAI*, pages 3511–3517.
- Yuqi Si and Kirk Roberts. 2018. A Frame-Based NLP System for Cancer-Related Information Extraction. In *AMIA Annual Symposium Proceedings*, volume 2018, page 1524. American Medical Informatics Association.
- Amber Stubbs, Christopher Kotfila, and Özlem Uzuner. 2015. Automated systems for the de-identification of longitudinal clinical narratives: Overview of 2014 i2b2/uthealth shared task track 1. *Journal of biomedical informatics*, 58:S11–S19.
- Weiyei Sun, Anna Rumshisky, and Ozlem Uzuner. 2013. Evaluating temporal relations in clinical text: 2012 i2b2 challenge. *Journal of the American Medical Informatics Association*, 20(5):806–813.
- Hanna Suominen, Sanna Salanterä, Sumithra Velupillai, Wendy W Chapman, Guergana Savova, Noemie Elhadad, Sameer Pradhan, Brett R South, Danielle L Mowery, Gareth JF Jones, et al. 2013. Overview of the share/clef ehealth evaluation lab 2013. In *International Conference of the Cross-Language Evaluation Forum for European Languages*, pages 212–231.
- Buzhou Tang, Hongxin Cao, Yonghui Wu, Min Jiang, and Hua Xu. 2013. Recognizing clinical entities in hospital discharge summaries using structural support vector machines with word representation features. *BMC Medical Informatics and Decision Making*, 13(1):S1.
- Buzhou Tang, Qingcai Chen, Xiaolong Wang, Yonghui Wu, Yaoyun Zhang, Min Jiang, Jingqi Wang, and Hua Xu. 2015. Recognizing disjoint clinical concepts in clinical text using machine learning-based methods. In *AMIA Annual Symposium Proceedings*, volume 2015, page 1184.
- Iñigo Jauregi Unanue, Ehsan Zare Borzeshi, and Massimo Piccardi. 2017. Recurrent neural networks with specialized word embeddings for health-domain named-entity recognition. *Journal of biomedical informatics*, 76:102–109.
- Özlem Uzuner, Brett R South, Shuying Shen, and Scott L DuVall. 2011. 2010 i2b2/va challenge on concepts, assertions, and relations in clinical text. *Journal of the American Medical Informatics Association*, 18(5):552–556.
- Ashish Vaswani, Noam Shazeer, Niki Parmar, Jakob Uszkoreit, Llion Jones, Aidan N Gomez, Łukasz Kaiser, and Illia Polosukhin. 2017. Attention is all you need. In *Advances in neural information processing systems*, pages 5998–6008.
- Sumithra Velupillai, Hanna Suominen, Maria Liakata, Angus Roberts, Anoop D Shah, Katherine Morley, David Osborn, Joseph Hayes, Robert Stewart, Johnny Downs, et al. 2018. Using clinical natural language processing for health outcomes research: Overview and actionable suggestions for future advances. *Journal of biomedical informatics*, 88:11–19.
- Yanshan Wang, Sijia Liu, Naveed Afzal, Majid Rastegar-Mojarad, Liwei Wang, Feichen Shen, Paul Kingsbury, and Hongfang Liu. 2018a. A comparison of word embeddings for the biomedical natural language processing. *Journal of biomedical informatics*, 87:12–20.
- Yanshan Wang, Liwei Wang, Majid Rastegar-Mojarad, Sungrim Moon, Feichen Shen, Naveed Afzal, Sijia Liu, Yuqun Zeng, Saeed Mehrabi, Sunghwan Sohn, et al. 2018b. Clinical information extraction applications: a literature review. *Journal of biomedical informatics*, 77:34–49.
- Yonghui Wu, Jun Xu, Min Jiang, Yaoyun Zhang, and Hua Xu. 2015. A study of neural word embeddings for named entity recognition in clinical text. In *AMIA Annual Symposium Proceedings*, volume 2015, page 1326.
- Hua Xu, Zhenming Fu, Anushi Shah, Yukun Chen, Neeraja B Peterson, Qingxia Chen, Subramani Mani, Mia A Levy, Qi Dai, and Josh C Denny. 2011. Extracting and integrating data from entire electronic health records for detecting colorectal cancer cases. In *AMIA Annual Symposium Proceedings*, volume 2011, page 1564.

Yaoyun Zhang, Jingqi Wang, Buzhou Tang, Yonghui Wu, Min Jiang, Yukun Chen, and Hua Xu. 2014. UTH_CCB: a report for semeval 2014–task 7 analysis of clinical text. In *Proceedings of the 8th International Workshop on Semantic Evaluation (SemEval 2014)*, pages 802–806.

Henghui Zhu, Ioannis Ch Paschalidis, and Amir Tahmasebi. 2018. Clinical concept extraction with contextual word embedding. *arXiv preprint arXiv:1810.10566*.