

Schematic Refutations of Formula Schemata

David Cerna¹, Alexander Leitsch², and Anela Lolic³

¹ Institute for Formal Methods and Verification, JKU, Linz, Austria
Research Institute for Symbolic Computation, JKU, Hagenberg, Austria
`david.cerna@jku.at, david.cerna@risc.jku.at`

² Institute of Logic and Computation, TU Wien, Vienna, Austria
`leitsch@logic.at`

³ Institute of Logic and Computation, TU Wien, Vienna, Austria
`anela@logic.at`

Abstract. Proof schemata are infinite sequences of proofs which are defined inductively. In this paper we present a general framework for schemata of terms, formulas and unifiers and define a resolution calculus for schemata of quantifier-free formulas. The new calculus generalizes and improves former approaches to schematic deduction. As an application of the method we present a schematic refutation formalizing a proof of a weak form of the pigeon hole principle.

Keywords: schema · resolution · induction.

1 Introduction

Recursive definitions of functions play a central role in computer science, particularly in functional programming. While recursive definitions of proofs are less common they are of increasing importance in automated proof analysis. Proof schemata, i.e. recursively defined infinite sequences of proofs, serve as an alternative formulation of induction. Prior to the formalization of the concept, an analysis of Fürstenberg’s proof of the infinitude of primes [2] suggested the need for a formalism quite close to the type of proof schemata we will discuss in this paper. The underlying method for this analysis was CERES [3] (cut-elimination by resolution) which, unlike reductive cut-elimination, can be applied to recursively defined proofs by extracting a schematic unsatisfiable formula and constructing a recursively defined refutation. Moreover, Herbrand’s theorem can be extended to an expressive fragment of proof schemata, that is those formalizing k -induction [7,9]. Unfortunately, the construction of recursively defined refutations is a highly complex task. In previous work [9] a superposition calculus for certain types of formulas was used for the construction of refutation schemata, but only works for a weak fragment of arithmetic and is hard to use interactively.

The key to proof analysis using CERES in a first-order setting is not the particularities of the method itself, but the fact that it provides a bridge between automated deduction and proof theory. In the schematic setting, where the proofs are recursively defined, a bridge over the chasm has been provided

[7,9], but there has not been much development on the other side to reap the benefits of. The few existing results about automated deduction for recursively defined formulas barely provide the necessary expressive power to analyse significant mathematical argumentation. Applying the earlier constructions to a weak mathematical statement such as the *eventually constant schema* required much more work than the value of the provided insights [6]. The resolution calculus we introduce in this work generalizes resolution and the first-order language in such a way that it provides an excellent environment for carrying out investigations into decidable fragments of schematic formulas beyond those that are known. Furthermore, concerning the general unsatisfiability problem for schematic formulas, our formalism provides a perfect setting for interactive proof construction.

Proof schema is not the first alternative formalization of induction with respect to Peano arithmetic [12]. However, all other existing examples [4,5,10] that provide calculi for induction together with a cut-elimination procedure do not allow the extraction of Herbrand sequents⁴ [8,12] and thus Herbrand's theorem cannot be realized. In contrast, in [9] finite representations of infinite sequences of Herbrand sequents are constructed, so-called *Herbrand systems*. Of course, such objects do not describe finite sets of ground instances, though instantiating the free parameters of Herbrand systems does result in sequents derivable from a finite set of ground instances.

The formalism developed in this paper extends and improves the formal framework for refuting formula schemata in [7,9] in several ways: 1. The new calculus can deal with arbitrary quantifier-free formula schemata (not only with clause schemata), 2. we extend the schematic formalism to multiple parameters (in [7] and in [9] only schemata defined via one parameter were admitted); 3. we strongly extend the recursive proof specifications by allowing mutual recursion (formalizable by so-called call graphs). Note that in [7] a complicated schematic clause definition was used, while the schematic refutations in [9] were based on negation normal forms and on a complicated translation to the n -clause calculus. Moreover, the new method presented in this paper provides a simple, powerful and elegant formalism for interactive use. The expressivity of the method is illustrated by an application to a (weak) version of the pigeon hole principle.

2 Schematic Language

We work in a two-sorted version of classical first-order logic. The first sort we consider is ω , in which every term normalizes to a *numeral*, i.e. a term inductively constructable by $N \Rightarrow s(N) \mid 0$, such that $s(N) \neq 0$ and $s(N) = s(N') \rightarrow N = N'$. Numerals will be denoted by lower-case Greek letters (α, β, γ , etc); for the numeral $s^\alpha 0$ and $\alpha \in \mathbb{N}$ we write $\bar{\alpha}$. The set of numerals is denoted by *Num*. Furthermore, the ω sort includes a countable set of variables \mathcal{N} called parameters. We denote parameters by $n, m, n_1, n_2, \dots, m_1, m_2, \dots$. The set of parameters occurring in an expression E is denoted by $\mathcal{N}(E)$.

⁴ Herbrand sequents allow the representation of the propositional content of first-order proofs.

The second sort, the ι -sort (individuals), is a standard first-order term language extended by *defined function symbols*. Defined function symbols, i.e. primitive recursively defined functions, will be denoted with $\hat{\cdot}$.

We consider the following types of variables and corresponding infinite sets, namely, V^G , the set of *global variables* of type $\omega \rightarrow \iota$, and V^F , the set of formula variables of type o . The set of individual variables V^ι is then defined as $\{X(\bar{\alpha}) \mid X \in V^G, \alpha \in \omega\}$. Let $\alpha, \beta \in \omega$ and $X, Y \in V^G$ then we define $X(\bar{\alpha}) = Y(\bar{\beta})$ iff $X = Y$ and $\alpha = \beta$.

For terms we consider the set of function symbols of type τ , \mathcal{F}^τ . The set of *defined function symbols* of type τ is denoted by $\hat{\mathcal{F}}^\tau$. The types τ are either of the form $\omega^\alpha \rightarrow \omega$ (for $\alpha \in \omega$) which we call *numeric types* or of type $\iota^\alpha \times \omega^\beta \rightarrow \iota$ for $\alpha > 0$ which we call *individual types*. We distinguish $\hat{\mathcal{F}}_\omega$ - the set of all defined function symbols of numeric type and $\hat{\mathcal{F}}_\iota$ - the set of all defined function symbols of individual type. We define $\mathcal{F}^\omega = \{\bar{0}\}$, $\mathcal{F}^{\omega \rightarrow \omega} = \{s\}$, $\mathcal{F}^\tau = \emptyset$ for all other numeric types τ . For all other types the sets \mathcal{F}^τ are infinite; moreover all sets $\hat{\mathcal{F}}^\tau$ for $\tau \neq \iota$ are infinite, $\hat{\mathcal{F}}^\iota = \emptyset$. The symbols in $\hat{\mathcal{F}}_\omega$ and $\hat{\mathcal{F}}_\iota$ are partially ordered by $<_{\hat{\mathcal{F}}}$ where $<_{\hat{\mathcal{F}}}$ is irreflexive, transitive and Noetherian.

We define a similar signature for predicate symbols of type τ , where \mathcal{P}_i^τ is the (infinite) set of predicate symbols of type τ ; the set of *defined predicate symbols* of type τ is denoted by $\hat{\mathcal{P}}^\tau$. For ordinary (α -ary) predicate symbols the types are $\iota^\alpha \rightarrow o$ as usual. For defined predicate symbols we make use of global variables: the types τ are here $(\omega \rightarrow \iota)^\alpha \times \omega^\beta \rightarrow o$ for $\alpha > 0$. The symbols in $\hat{\mathcal{P}}$ are partially ordered by $<_{\hat{\mathcal{P}}}$ where $<_{\hat{\mathcal{P}}}$ is irreflexive, transitive and Noetherian.

For the term language we consider ω -terms of type ω and ι -terms of type ι . Both term sets are defined via function symbols and defined function symbols.

Definition 1 (ω -terms T^ω).

- (1) $\bar{0} \in T^\omega$, $\mathcal{N} \subseteq T^\omega$, and if $t \in T^\omega$ then $s(t) \in T^\omega$,
- (2) if $\hat{f} \in \hat{\mathcal{F}}_\omega^\tau$ for $\tau = \omega^\alpha \rightarrow \omega$ and $t_1, \dots, t_\alpha \in T^\omega$ then $\hat{f}(t_1, \dots, t_\alpha) \in T^\omega$.

The set T_0^ω denotes terms constructed using (1). Note that the set of parameter-free terms in T_0^ω is Num , the set of numerals.

For every defined function symbol $\hat{f} \in \hat{\mathcal{F}}_\omega$ there exists a set of defining equations $D(\hat{f})$ which expresses a primitive recursive definition of \hat{f} .

Definition 2 (defining equations for numeric function symbols). For every $\hat{f} \in \hat{\mathcal{F}}_\omega$, $\hat{f}: \omega^{\alpha+1} \rightarrow \omega$ we define a set $D(\hat{f})$ consisting of two equations.

Let \hat{f} be minimal in $<_{\hat{\mathcal{F}}}$ and $\hat{f}: \omega^{\alpha+1} \rightarrow \omega$. Then $D(\hat{f})$ consists of the equations

$$\hat{f}(n_1, \dots, n_\alpha, \bar{0}) = t_B, \quad \hat{f}(n_1, \dots, n_\alpha, s(m)) = t_S\{k \leftarrow \hat{f}(n_1, \dots, n_\alpha, m)\}$$

where for minimal \hat{f} $t_B, t_S \in T_0^\omega$, for nonminimal \hat{f} $t_B, t_S \in T^\omega$ where t_B, t_S may contain only defined function symbols smaller than \hat{f} in $<_{\hat{\mathcal{F}}}$. Furthermore $\mathcal{N}(t_B) \subseteq \{n_1, \dots, n_\alpha\}$, and $\mathcal{N}(t_S) \subseteq \{n_1, \dots, n_\alpha\} \cup \{m, k\}$.

We define $D(\hat{\mathcal{F}}_\omega) = \bigcup \{D(\hat{f}) \mid \hat{f} \in \hat{\mathcal{F}}_\omega\}$, which is the set of all defining equations in the numeric types.

Example 1. For $\hat{p} \in \hat{\mathcal{F}}^{\omega \rightarrow \omega}$, $D(\hat{p}) = \{\hat{p}(\bar{0}) = \bar{0}, \hat{p}(s(m)) = m\}$, $t_B = \bar{0}$, $t_s = m$.
Let $\hat{f}, \hat{g} \in \hat{\mathcal{F}}^\tau$ for $\tau = \omega \times \omega \rightarrow \omega$, \hat{f} be minimal and $\hat{f} <_{\hat{\mathcal{F}}} \hat{g}$. We define $D(\hat{f})$ as

$$\hat{f}(x_1, \bar{0}) = t_B, \quad \hat{f}(x_1, s(y)) = t_S\{z \leftarrow \hat{f}(x_1, y)\}$$

for $t_B = x_1$ and $t_S = s(z)$. Then, obviously, \hat{f} defines $+$.

Now we define $D(\hat{g})$ as

$$\hat{g}(x_1, \bar{0}) = t'_B, \quad \hat{g}(x_1, s(y)) = t'_S\{z \leftarrow \hat{g}(x_1, y)\}$$

where $t'_B = \bar{0}$ and $t'_S = \hat{f}(x_1, z)$. Then \hat{g} defines $*$.

It is easy to see that, given any parameter assignment, all terms in T^ω evaluate to numerals.

Definition 3 (parameter assignment). A function $\sigma: \mathcal{N} \rightarrow \text{Num}$ is called a parameter assignment. σ is extended to terms homomorphically:

- $\sigma(\bar{\beta}) = \bar{\beta}$ for numerals $\bar{\beta}$.
- $\sigma(\hat{f}(t_1, \dots, t_\alpha)) = \hat{f}(\sigma(t_1), \dots, \sigma(t_\alpha))$ for $\hat{f}: \omega^\alpha \rightarrow \omega$ and $t_1, \dots, t_\alpha \in T^\omega$.

The set of all parameter assignments is denoted by \mathcal{S} .

To simplify notation we use the following convention: if $\sigma \in \mathcal{S}$ and $\mathbf{n} = (n_1, \dots, n_\alpha)$ we write $\sigma(\mathbf{n})$ for $(\sigma(n_1), \dots, \sigma(n_\alpha))$.

Definition 4 (rewrite system $R(\hat{\mathcal{F}}_\omega)$). Let $\hat{f} \in \hat{\mathcal{F}}_\omega$. Then $R(\hat{f})$ is the set of the following rewrite rules obtained from $D(\hat{f})$:

$$\hat{f}(n_1, \dots, n_\alpha, \bar{0}) \rightarrow t_B, \quad \hat{f}(n_1, \dots, n_\alpha, s(m)) \rightarrow t_S\{k \leftarrow \hat{f}(n_1, \dots, n_\alpha, m)\}$$

$R(\hat{\mathcal{F}}_\omega) = \bigcup \{R(\hat{f}) \mid \hat{f} \in \hat{\mathcal{F}}_\omega\}$. When a numeric term $s \in T^\omega$ rewrites to t under $R(\hat{\mathcal{F}}_\omega)$ we write $s \rightarrow_\omega t$.

Proposition 1. .

- $R(\hat{\mathcal{F}}_\omega)$ is a canonical rewrite system.
- Let $t \in T^\omega$ and $\sigma \in \mathcal{S}$. Then the (unique) normal form of $\sigma(t)$ under $R(\hat{\mathcal{F}}_\omega)$ (denoted by $\sigma(t) \downarrow_\omega$) is a numeral .

Proof. Straightforward: termination and confluence of $R(\hat{\mathcal{F}}_\omega)$ are well known. In particular $\bar{0}, s$ and $R(\hat{\mathcal{F}})$ define a language for computing the set of primitive recursive functions; in particular the recursions are well founded. A formal proof of termination requires double induction on $<_{\hat{\mathcal{F}}}$ and the value of the recursion parameter.

Definition 5 (the ι -terms T^ι). The set T^ι is defined inductively as follows:

- all constants of type ι are in T^ι ,

- for all $X \in V^G$ and $t \in T_0^\omega$ $X(t) \in T^\iota$. We call the expression $X(t)$ (which is of type ι) a V -term. We define the set of V -terms as $T_V^\iota = \{X(t) \mid X \in V^G, t \in T_0^\omega\}$.
- if $f \in \mathcal{F}$, $f: \iota^\alpha \times \omega^\beta \rightarrow \iota$, $s_1, \dots, s_\alpha \in T^\iota$, $t_1, \dots, t_\beta \in T^\omega$ then $f(s_1, \dots, s_\alpha, t_1, \dots, t_\beta) \in T^\iota$,
- if $\hat{f} \in \hat{\mathcal{F}}$, $\hat{f}: \iota^\alpha \times \omega^\beta \rightarrow \iota$, $s_1, \dots, s_\alpha \in T^\iota$, $t_1, \dots, t_\beta \in T^\omega$ then $\hat{f}(s_1, \dots, s_\alpha, t_1, \dots, t_\beta) \in T^\iota$.

The set of all terms in T^ι which contain no defined symbols and neither parameters nor numerals is denoted by T_0^ι . T_0^ι is a set of “ordinary” first-order terms.

Definition 6 (defining equations for ι -symbols). Let $\hat{f} \in \hat{\mathcal{F}}_\iota^\tau$ for $\tau = \iota^\alpha \times \omega^\beta \rightarrow \iota$. The defining equations $D(\hat{f})$ are defined below.

$$\begin{aligned} \hat{f}(t_1, \dots, t_\alpha, n_1, \dots, n_\beta, 0) &= t_B, \\ \hat{f}(t_1, \dots, t_\alpha, n_1, \dots, n_\beta, s(m)) &= t_S \{Y(0) \leftarrow \hat{f}(t_1, \dots, t_\alpha, n_1, \dots, n_\beta, m)\}, \end{aligned}$$

where $t_1, \dots, t_\alpha \in T_V^\iota$. For minimal \hat{f} t_B is a term of type ι with $T_V^\iota(t_B) \subseteq \{t_1, \dots, t_\alpha\}$, $\mathcal{N}(t_B) \subseteq \{n_1, \dots, n_\beta\}$ and t_B contains no defined symbols from $\hat{\mathcal{F}}^\tau$ for nonnumeric types τ . For nonminimal \hat{f} , t_B may contain defined symbols \hat{g} of type $\iota^{\alpha'} \times \omega^{\beta'} \rightarrow \iota$ with $\hat{g} <_{\hat{\mathcal{F}}} \hat{f}$.

t_S is a term of T^ι with $T_V^\iota(t_S) \subseteq \{t_1, \dots, t_\alpha\} \cup \{Y(0)\}$ where $Y \notin V^G(\{t_1, \dots, t_\alpha\})$, and $\mathcal{N}(t_S) \subseteq \{n_1, \dots, n_\beta\} \cup \{m\}$. For all defined symbols \hat{g} of type $\iota^{\alpha'} \times \omega^{\beta'} \rightarrow \iota$ occurring in t_S we must have $\hat{g} <_{\hat{\mathcal{F}}} \hat{f}$.

Like for the numeric terms we define $D(\hat{\mathcal{F}}_\iota) = \bigcup \{D(\hat{f}) \mid \hat{f} \in \hat{\mathcal{F}}_\iota\}$.

Example 2. Let $g \in \mathcal{F}^{\omega \rightarrow \omega}$ and $\hat{f} \in \hat{\mathcal{F}}^{\iota \times \omega \rightarrow \iota}$. We define $D(\hat{f})$ as

$$\hat{f}(X(0), 0) = X(0), \quad \hat{f}(X(0), m+1) = g(\hat{f}(X(0), m)).$$

Here, $t_B = X(0)$, $t_S = g(Y(0))$.

While numeric terms evaluate to numerals under parameter assignments, terms in T^ι evaluate to terms in T_0^ι , i.e. to ordinary first-order terms. Like for the terms in T^ω the evaluation is defined via a rewrite system.

Definition 7 (rewrite system $R(\hat{\mathcal{F}}_\iota)$). Let $\hat{f} \in \hat{\mathcal{F}}_\iota$. Then $R(\hat{f})$ is the set of the following rewrite rules obtained from $D(\hat{f})$:

$$\begin{aligned} \hat{f}(t_1, \dots, t_\alpha, n_1, \dots, n_\beta, 0) &\rightarrow t_B, \\ \hat{f}(t_1, \dots, t_\alpha, n_1, \dots, n_\beta, s(m)) &\rightarrow t_S \{Y(0) \leftarrow \hat{f}(t_1, \dots, t_\alpha, n_1, \dots, n_\beta, m)\}, \end{aligned}$$

$$R(\hat{\mathcal{F}}_\iota) = \bigcup \{R(\hat{f}) \mid \hat{f} \in \hat{\mathcal{F}}_\iota\}.$$

If a term s rewrites to t under $R(\hat{\mathcal{F}}_\iota)$ we write $s \rightarrow_\iota t$.

Proposition 2. $R(\hat{\mathcal{F}}_\iota)$ is a canonical rewrite system.

Proof. That $R(\hat{\mathcal{F}}_\iota)$ is strongly normalizing and locally confluent can be shown in the same way as for $R(\hat{\mathcal{F}}_\omega)$.

To evaluate a term $t \in T^\iota$ under $\sigma \in \mathcal{S}$ to a numeral we have to combine \rightarrow_ω and \rightarrow_ι .

Definition 8 (evaluation of T^ι). Let $\sigma \in \mathcal{S}$ and $t \in T^\iota$. We define $\sigma(t)\downarrow_\iota$:

- if c is a constants of type ι then $\sigma(c)\downarrow_\iota = c$.
- If $X(t) \in T_V^\iota$ then $\sigma(X(t))\downarrow_\iota = X(\sigma(t))$. Note that, by definition of T_V^ι $\sigma(t) = \sigma(t)\downarrow_\omega$.
- if $f \in \mathcal{F}$, $f: \iota^\alpha \times \omega^\beta \rightarrow \iota$, $s_1, \dots, s_\alpha \in T^\iota$, $t_1, \dots, t_\beta \in T^\omega$ then

$$\sigma(f(s_1, \dots, s_\alpha, t_1, \dots, t_\beta))\downarrow_\iota = f(\sigma(s_1)\downarrow_\iota, \dots, \sigma(s_\alpha)\downarrow_\iota, \sigma(t_1)\downarrow_\omega, \dots, \sigma(t_\beta)\downarrow_\omega).$$
- if $\hat{f} \in \hat{\mathcal{F}}$, $\hat{f}: \iota^\alpha \times \omega^\beta \rightarrow \iota$, $s_1, \dots, s_\alpha \in T^\iota$, $t_1, \dots, t_\beta \in T^\omega$ then

$$\sigma(\hat{f}(s_1, \dots, s_\alpha, t_1, \dots, t_\beta))\downarrow_\iota = \hat{f}(\sigma(s_1)\downarrow_\iota, \dots, \sigma(s_\alpha)\downarrow_\iota, \sigma(t_1)\downarrow_\omega, \dots, \sigma(t_\beta)\downarrow_\omega)\downarrow_\iota.$$

Under a parameter assignment every term in T^ι evaluates to a first-order term:

Proposition 3. Let $t \in T^\iota$ and $\sigma \in \mathcal{S}$ then $\sigma(t)\downarrow_\iota \in T_0^\iota$.

Proof. By induction on the complexity of the term definition and the fact that \rightarrow_ι and \rightarrow_ω are both terminating and confluent. For instance, let us consider the case $\sigma(t_0) = \sigma(\hat{f}(s_1, \dots, s_\alpha, t_1, \dots, t_\beta))\downarrow_\iota$ defined above. By induction $\sigma(s_i)\downarrow_\iota \in T_0^\iota$ and we know from Proposition 1 that $\sigma(t_j)\downarrow_\omega$ are numerals. So there are $t'_1, \dots, t'_\alpha \in T_0^\iota$ and $p_1, \dots, p_\beta \in \text{Num}$ such that $\sigma(t_0)$ reduces to

$$t'_0: \hat{f}(t'_1, \dots, t'_\alpha, p_1, \dots, p_\beta)\downarrow_\iota.$$

By induction on the value of p_β we can easily show that $t'_0 \in T_0^\iota$.

Example 3. Let

$$\hat{f}(X(0), 0) = X(0), \quad \hat{f}(X(0), m+1) = g(\hat{f}(X(0), m)).$$

as in Example 3 and $\sigma(m) = 2$. Then

$$\begin{aligned} \sigma(g(\hat{f}(X(0), m))\downarrow_\iota) &= g(\sigma(\hat{f}(X(0), m)\downarrow_\iota)) = g(\hat{f}(\sigma(X(0))\downarrow_\iota, \sigma(m)\downarrow_\omega)\downarrow_\iota) = \\ &g(\hat{f}(X(0), s(s(0)))\downarrow_\iota) = g(g(\hat{f}(X(0), s(0))\downarrow_\iota)) = g(g(g(\hat{f}(X(0), 0)\downarrow_\iota))) \\ &= g(g(g(X(0))))). \end{aligned}$$

Substitutions on term schemata need to be schematic as well, particularly when we are interested in unification. We develop some formal tools below to describe such schemata.

Definition 9. Let $s_1, s_2 \in T_0^\omega$. Then s_1, s_2 are called essentially distinct if for all $\sigma \in \mathcal{S}$ $s_1\sigma \neq s_2\sigma$.

Example 4. n and $s(n)$ are essentially distinct and so are $\bar{0}$ and $s(n)$; m and $s(n)$ are not essentially distinct (just use σ with $\sigma(m) = \bar{1}$ and $\sigma(n) = \bar{0}$).

Definition 10 (s-substitution). Let Θ be a finite set of pairs $(X(s), t)$ where $X(s) \in T_V^l$ and $t \in T^l$. Θ is called an s-substitution if for all $(X(s), t), (Y(s'), t') \in \Theta$ either $X \neq Y$ or s, s' are essentially distinct. For $\sigma \in \mathcal{S}$ we define $\Theta[\sigma] = \{X(s\sigma) \leftarrow t\sigma \downarrow_l \mid (X(s), t) \in \Theta\}$.

Proposition 4. For all $\sigma \in \mathcal{S}$ and every s-substitution Θ $\Theta[\sigma]$ is a (first-order) substitution.

Proof. It is enough to show that for all $(X(s), t), (Y(s'), t') \in \Theta$ $X(s\sigma) \neq Y(s'\sigma)$ for all $\sigma \in \mathcal{S}$. If $X \neq Y$ this is obvious; if $X = Y$ then, by definition of Θ , s and s' are essentially distinct and so $s\sigma \neq s'\sigma$. Then $\Theta[\sigma]$ is indeed a substitution as for $X(s) \in T_V^l$ $X(s\sigma) \in V^l$.

Example 5. The following s-substitution is associated with the proof provided in Example 14, in particular the proofs mapped to δ_1 :

$$\{(X_1(s(n)), g(X_1(n))), (X_2(s(n)), g(X_1(n))), (X_3(s(n)), g(X_1(n))), \\ (X_4(s(n)), X_2(n)), (X_5(s(n)), X_5(n))\}.$$

The application of an s-substitution Θ to terms in T^l is defined inductively on the complexity of term definitions as usual.

Definition 11 (s-unifier). Let $t_1, t_2 \in T^l$. An s-substitution Θ is called an s-unifier of t_1, t_2 if for all $\sigma \in \mathcal{S}$ $(t_1\sigma \downarrow_l)\Theta[\sigma] = (t_2\sigma \downarrow_l)\Theta[\sigma]$. We refer to t_1, t_2 as s-unifiable if there exists an s-unifier of t_1, t_2 . s-unifiability can be extended to more than two terms and to formula schemata (to be defined below) in an obvious way.

Notice that the s-substitution of Example 5 is an s-unifier of $X_2(s(n))$ and $X_3(s(n))$.

Formula schemata are defined in a way that also the number of variables in formulas can increase with the assignments of parameters. For this reason we use global variables in the definition.

Definition 12 (formula schemata (FS)). We define the set FS inductively:

- Let ξ be a formula variable in V^F then $\xi \in \text{FS}$.
- Let $P: \iota^\alpha \rightarrow o \in \mathcal{P}$ and $t_1, \dots, t_\alpha \in T^l$. Then $P(t_1, \dots, t_\alpha) \in \text{FS}$
- Let $\hat{P} \in \mathcal{P}^\tau$ for $\tau: (\omega \rightarrow \iota)^\alpha \times \omega^\beta \rightarrow o$, $X_1, \dots, X_\alpha \in V^G$, $t_1, \dots, t_\beta \in T^\omega$ then $\hat{P}(X_1, \dots, X_\alpha, t_1, \dots, t_\beta) \in \text{FS}$.
- Let $F \in \text{FS}$ then $\neg F \in \text{FS}$.
- If $F_1, F_2 \in \text{FS}$ then $F_1 \wedge F_2 \in \text{FS}$ and $F_1 \vee F_2 \in \text{FS}$.

The subset of FS not containing defined predicate symbols is denoted by FS_0 . The subset of FS containing no defined symbols at all and neither parameters nor numerals are denoted by F_0 . F_0 is a set of ordinary quantifier-free first-order formulas.

Definition 13 (defining equations for predicate symbols). For every $\hat{P} \in \hat{\mathcal{P}}^\tau$ for $\tau: (\omega \rightarrow \iota)^\alpha \times \omega^\beta \rightarrow o$ we define a set $D(\hat{P})$ of defining equations, where $\mathbf{Y} = Y_1, \dots, Y_\alpha$ and $\mathbf{n} = n_1, \dots, n_\beta$. $D(\hat{P})$ consists of

$$\hat{P}(\mathbf{Y}, \mathbf{n}, 0) = F_B, \quad \hat{P}(\mathbf{Y}, \mathbf{n}, s(m)) = F_S\{\xi \leftarrow \hat{P}(\mathbf{Y}, \mathbf{n}, m)\},$$

where, for a $<_{\hat{p}}$ -minimal \hat{P} $F_B, F_S \in \text{FS}_0$. If \hat{P} is not $<_{\hat{p}}$ -minimal then $F_B, F_S \in \text{FS}$ such that for every $\hat{Q} \in \hat{\mathcal{P}}$ occurring in F_B, F_S we have $\hat{Q} <_{\hat{p}} \hat{P}$. The only global variables and parameters occurring in F_B are \mathbf{Y} and \mathbf{n} respectively. The only global variables in F_S are \mathbf{Y} and besides \mathbf{n} F_S may include a formula variable ξ and a parameter m . Like for $\hat{\mathcal{F}}_\omega$ and $\hat{\mathcal{F}}_\iota$ we define

$$D(\hat{\mathcal{P}}) = \bigcup \{D(\hat{P}) \mid \hat{P} \in \hat{\mathcal{P}}\}.$$

The evaluation of a formula $F \in \text{FS}$ is denoted by \downarrow_o and is defined inductively.

Definition 14. Let $\sigma \in \mathcal{S}$; we define $\sigma(F)\downarrow_o$ for $F \in \text{FS}$.

- (1) Let ξ be a formula variable in V^F then $\sigma(\xi)\downarrow_o = \xi$.
- (2) Let $P: \iota^\alpha \rightarrow o \in \mathcal{P}$ and $t_1, \dots, t_\alpha \in T^\iota$. Then

$$\sigma(P(t_1, \dots, t_\alpha))\downarrow_o = P(\sigma(t_1)\downarrow_\iota, \dots, \sigma(t_\alpha)\downarrow_\iota).$$

- (3) Let $\hat{P} \in \hat{\mathcal{P}}^\tau$ and $F = \hat{P}(X_1, \dots, X_\alpha, t_1, \dots, t_{\beta+1})$. Let $D(\hat{P}) =$

$$\begin{aligned} \hat{P}(X_1, \dots, X_\alpha, n_1, \dots, n_\beta, 0) &= F_B, \\ \hat{P}(X_1, \dots, X_\alpha, n_1, \dots, n_\beta, m+1) &= F_S\{\xi \leftarrow \hat{P}(X_1, \dots, X_\alpha, n_1, \dots, n_\beta, m)\}. \end{aligned}$$

we distinguish two cases:

- (a) $\sigma(t_{\beta+1})\downarrow_\iota = \bar{0}$. Then

$$\sigma(\hat{P}(X_1, \dots, X_\alpha, t_1, \dots, t_{\beta+1}))\downarrow_o = \sigma(F'_B)\downarrow_o$$

for $F'_B = F_B\{n_1 \leftarrow t_1, \dots, n_\beta \leftarrow t_\beta\}$.

- (b) $\sigma(t_{\beta+1})\downarrow_\iota = \bar{p}$ and $p > 0$. Then

$$\sigma(\hat{P}(X_1, \dots, X_\alpha, t_1, \dots, t_{\beta+1}))\downarrow_o = \sigma(F'_S)\downarrow_o$$

For

$$\begin{aligned} F'_S &= F_S\{\xi \leftarrow \hat{P}(X_1, \dots, X_\alpha, n_1, \dots, n_\beta, m)\} \\ &\quad \{n_1 \leftarrow t_1, \dots, n_\beta \leftarrow t_\beta, m \leftarrow \overline{p-1}\}. \end{aligned}$$

- (4) $\sigma(\neg F)\downarrow_o = \neg\sigma(F)\downarrow_o$.
- (5) $\sigma(F_1 \circ F_2)\downarrow_o = \sigma(F_1)\downarrow_o \circ \sigma(F_2)\downarrow_o$ for $\circ \in \{\wedge, \vee\}$.

Proposition 5. Let $F \in \text{FS}$ and $\sigma \in \mathcal{S}$. Then $\sigma(F)\downarrow_o \in F_0$.

Proof. If there are no defined predicate symbols in F then, obviously, $\sigma(F)\downarrow_o \in F_0$; indeed, here only the cases (1),(2),(4) and (5) in Definition 14 apply.

If there are defined predicate symbols we proceed by induction on $<_{\hat{p}}$ and the induction parameter.

Let \hat{P} be minimal in $<_{\hat{p}}$ and let $F = \hat{P}(X_1, \dots, X_\alpha, t_1, \dots, t_{\beta+1})$. We show that $\sigma(F)\downarrow_o \in F_0$:

(a) $\sigma(t_{\beta+1})\downarrow_\iota = \bar{0}$. Then, by Definition 14

$$\sigma(\hat{P}(X_1, \dots, X_\alpha, t_1, \dots, t_{\beta+1}))\downarrow_o = \sigma(F'_B)\downarrow_o$$

As \hat{P} is minimal the formula F'_B does not contain defined predicate symbols and so $\sigma(F'_B)\downarrow_o \in F_0$.

(b) $\sigma(t_{\beta+1})\downarrow_\iota = \bar{p}$ and $p > 0$. Here we have

$$\sigma(\hat{P}(X_1, \dots, X_\alpha, t_1, \dots, t_{\beta+1}))\downarrow_o = \sigma(F'_S)\downarrow_o$$

For

$$F'_S = F_S\{\xi \leftarrow \hat{P}(X_1, \dots, X_\alpha, n_1, \dots, n_\beta, m)\} \\ \{n_1 \leftarrow t_1, \dots, n_\beta \leftarrow t_\beta, m \leftarrow \overline{p-1}\}.$$

Note that F_S itself does not contain defined predicate symbols; in F'_S we have the symbol \hat{P} but with $\hat{P}(X_1, \dots, X_\alpha, t_1, \dots, t_\beta, \overline{p-1})$. Therefore we proceed by induction on the value of $\sigma(t_{\beta+1})$ and infer that also $\sigma(F'_S)\downarrow_o \in F_0$.

If \hat{P} is not minimal the base case for \hat{P} involves only smaller defined predicate symbols. So by induction on $<_{\hat{p}}$ we get the desired result.

Definition 15 (unsatisfiable schemata). *Let $F \in \text{FS}$. Then F is called unsatisfiable if for all $\sigma \in \mathcal{S}$ the formula $\sigma(F)\downarrow_o$ is unsatisfiable.*

Example 6. Let a be a constant symbol of type ι , $P \in \mathcal{P}^{\iota \times \iota \rightarrow o}$, \hat{f} as in Example 3, $\hat{P} \in \hat{\mathcal{P}}^\tau$ for $\tau = \iota \times \omega \rightarrow o$, and $\hat{Q} \in \hat{\mathcal{P}}^{\tau'}$ for $\tau' = \iota \times \omega \times \omega \rightarrow o$. Concerning the ordering we have $\hat{P} <_{\hat{p}} \hat{Q}$. The defining equations for \hat{P} and \hat{Q} are:

$$\hat{P}(X, 0) = \neg P(X(0), \hat{f}(a, 0)), \\ \hat{P}(X, s(n)) = \hat{P}(X, n) \vee \neg P(X(s(n)), \hat{f}(a, s(n))).$$

$$\hat{Q}(X, Y, n, 0) = P(\hat{f}(Y(0), 0), Y(1)) \wedge \hat{P}(X, n), \\ \hat{Q}(X, Y, n, s(m)) = P(\hat{f}(Y(0), s(m)), Y(1)) \wedge \hat{P}(X, n).$$

It is easy to see that the schema $\hat{Q}(X, Y, n, m)$ is unsatisfiable. We compute $\sigma(\hat{Q}(X, Y, n, m))\downarrow_o$ for σ with $\sigma(m) = \bar{2}$, $\sigma(n) = \bar{3}$:

$$\sigma(\hat{Q}(X, Y, n, m))\downarrow_o = P(\hat{f}(Y(0), 2), Y(1)) \wedge \sigma(\hat{P}(X, n)) = \\ P(\hat{f}(Y(0), 2), Y(1)) \wedge (\hat{P}(X, 2) \vee \neg P(X(3), \hat{f}(a, 3))) = \\ P(\hat{f}(Y(0), 2), Y(1)) \wedge (\hat{P}(X, 1) \vee \neg P(X(2), \hat{f}(a, 2)) \vee \neg P(X(3), \hat{f}(a, 3))) = \\ \dots P(g(Y(0)), Y(1)) \wedge (\neg P(X(0), a) \vee \neg P(X(1), g(a)) \vee \\ \neg P(X(2), g(g(a))) \vee \neg P(X(3), g(g(g(a))))).$$

Note that, for $\sigma(n) = \bar{\alpha}$ the number of different variables in $\sigma(\hat{Q}(X, Y, n, m)) \downarrow_o$ is $\alpha + 2$; so the number of variables increases with the parameter assignments.

Let us consider the schematic formula representation of the *1-Strict Monotone Assertion* (1-SMA), a weak variant of the Infinitary Pigeonhole Principle (IPP). Mathematically, the concept of Strict monotonicity can be understood as follows:

Definition 16. *A total monotonically decreasing (increasing) function $f : A \rightarrow B$ is said to be k -strict monotone decreasing (increasing) if there exists at least k values in A s.t. $f(a) = f(a + 1)$ for $a \in A$.*

Notice that for a function from $f : \mathbb{N} \rightarrow \mathbb{Q}$, this concept is non-trivial, however restricting our range to \mathbb{N} results in a trivial but combinatorially complex statement, namely, the following:

Theorem 1. *1-strict monotone Assertion (1-SMA) Every total monotonically decreasing function $f : \mathbb{N} \rightarrow \mathbb{N}$ is at least 1-strict monotone decreasing.*

1-SMA is closely related to the eventually constant schema (ECS) discussed in [6]. However, 1-SMA uses a weaker cut (Σ_2 vs. Δ_2) which paradoxically makes construction of a finite representation harder, i.e. mutual proof calls are necessary within the finite representation. Formalizations of the ECS⁵ and the 1-SMA⁶ can be found within the GAPT system⁷. An NNF formula representing the cut structure of an instance proof can also be extracted⁸.

Example 7. The recursive NNF formula representation of the 1-SMA cut structure uses defined predicate symbols F_1, F_2 of type $(\omega \rightarrow \iota)^5 \times \omega \rightarrow o$ where $F_2 <_{\hat{p}} F_1$ and F_1, F_2 contain symbols $E, L \in \iota \times \iota \rightarrow o, g \in \iota \rightarrow \iota, n \in \mathcal{N}$. F_1 is defined via $F_1(0) = F\{n \leftarrow 0\}$ and $F_1(s(n)) = F\{n \leftarrow s(n)\}$, where $F \equiv \forall x(E(g(x), n) \vee L(x, n)) \wedge \forall x(E(x, n) \vee L(x, n)) \wedge F_2(n)$ and F_2 is defined via $F_2(0) = \neg L(a, 0) \wedge \forall x(\neg E(x, 0) \vee \neg E(g(x), 0))$ and

$$F_2(s(n)) = \forall x(\neg E(x, s(n)) \vee \neg E(g(x), s(n))) \wedge \forall x(\neg L(x), s(n)) \vee E(x, n) \vee L(x, n)) \wedge \forall x(\neg L(g(x), s(n)) \vee E(g(x), n) \vee L(x, n)) \wedge \hat{F}_2(n).$$

⁵ Using the current release, execute the following to construct the proof for $n = 2$:

```
import gapt.examples.EventuallyConstantSchema
import gapt.examples.EventuallyConstantSchema.ctx
val proof = instantiateProof.Instantiate( le"omega (s (s 0)) " )
prooftool(proof)
```

⁶ Same as in Footnote 5 but with the following imports:

```
import gapt.examples.OneStrictMonotoneSchema
import gapt.examples.OneStrictMonotoneSchema.ctx
```

⁷ <https://www.logic.at/gapt/>

⁸ After executing the commands of Footnote 6, following commands extract an instance of the characteristic NNF formula (the running example in this work):

```
val str = StructCreators.extract( proof )( ctx )
val csf = Sequent(Seq(CharFormN(str)), Seq())
prooftool(csf)
```

This formula definition can be prenexified using global variables: We abbreviate X_1, \dots, X_5 with \mathbf{X} . Then \hat{F}_1 is defined via $\hat{F}_1(\mathbf{X}, 0) = F\{n \leftarrow 0\}$ and $\hat{F}_1(\mathbf{X}, s(n)) = F\{n \leftarrow s(n)\}$, where $F \equiv (E(g(X_1(n)), n) \vee L(X_1(n), n)) \wedge (E(X_2(n), n) \vee L(X_1(n), n)) \wedge \hat{F}_2(\mathbf{X}, n)$. \hat{F}_2 is defined via $\hat{F}_2(\mathbf{X}, 0) = \neg L(a, 0) \wedge (\neg E(X_3(0), 0) \vee \neg E(g(X_3(0)), 0))$ and

$$\begin{aligned} \hat{F}_2(\mathbf{X}, s(n)) = & (\neg E(X_3(s(n)), s(n)) \vee \neg E(g(X_3(s(n))), s(n))) \wedge \\ & (\neg L(X_4(s(n)), s(n)) \vee E(X_4(s(n), n) \vee L(X_4(s(n)), n)) \wedge \\ & (\neg L(g(X_5(s(n)), s(n)) \vee E(g(X_5(s(n)), n) \vee L(X_5(s(n)), n)) \wedge \\ & \hat{F}_2(\mathbf{X}, n) \end{aligned}$$

3 The Resolution Calculus

The basis of our calculus for refuting formula schemata is a calculus for quantifier-free formulas RPL_0 which combines dynamic normalization rules (a la Andrews, see [1]) with the resolution rule. In contrast to [1] we do not restrict the resolution rule to atomic formulas. We denote as PL_0 the set of quantifier-free formulas in predicate logic; for simplicity we omit \rightarrow and represent it by \neg and \vee in the usual way. *Sequents* are objects of the form $\Gamma \vdash \Delta$ where Γ and Δ are multisets of formulas in PL_0 .

Definition 17 (RPL_0). *The axioms of RPL_0 are sequents $\vdash F$ for $F \in \text{PL}_0$.*

The rules are elimination rules for the connectives and the resolution rule.

$$\begin{aligned} \frac{\Gamma \vdash \Delta, A \wedge B}{\Gamma \vdash \Delta, A} \wedge: r_1 \quad \frac{\Gamma \vdash \Delta, A \wedge B}{\Gamma \vdash \Delta, B} \wedge: r_2 \quad \frac{A \wedge B, \Gamma \vdash \Delta}{A, B, \Gamma \vdash \Delta} \wedge: l \\ \frac{\Gamma \vdash \Delta, A \vee B}{\Gamma \vdash \Delta, A, B} \vee: r \quad \frac{A \vee B, \Gamma \vdash \Delta}{A, \Gamma \vdash \Delta} \vee: l_1 \quad \frac{A \vee B, \Gamma \vdash \Delta}{B, \Gamma \vdash \Delta} \vee: l_2 \\ \frac{\Gamma \vdash \Delta, \neg A}{A, \Gamma \vdash \Delta} \neg: r \quad \frac{\neg A, \Gamma \vdash \Delta}{\Gamma \vdash \Delta, A} \neg: l \end{aligned}$$

The resolution rule where ϑ is an m.g.u. of $\{A_1, \dots, A_k, B_1, \dots, B_l\}$ and $V(\{A_1, \dots, A_k\}) \cap V(\{B_1, \dots, B_l\}) = \emptyset$ is

$$\frac{\Gamma \vdash \Delta, A_1, \dots, A_k \quad B_1, \dots, B_l, \Pi \vdash \Lambda}{\Gamma \vartheta, \Pi \vartheta \vdash \Delta \vartheta, \Lambda \vartheta} \text{ res}$$

Proposition 6. *RPL_0 is sound and refutationally complete, i.e.*

- (1) *all rules in RPL_0 are sound and*
- (2) *for any unsatisfiable formula $\forall F$ and $F \in \text{PL}_0$ there exists a RPL_0 -derivation of $\vdash F \vartheta$ where ϑ is a renaming of $V(F)$.*

Proof. (1) is trivial: if \mathcal{M} is a model of the premis(es) of a rule then \mathcal{M} is also a model of the conclusion.

For proving (2) we first derive the standard clause set \mathcal{C} of F and apply resolution to obtain \vdash . The whole derivation lies in RPL_0 .

We will extend RPL_0 by rules handling schematic formula definitions. But we have to consider another aspect as well: in inductive proofs the use of lemmas is vital, i.e. an ordinary refutational calculus (which has just a weak capacity of lemma generation) may fail to derive the desired invariant. To this aim we extend the calculus by adding some tautological sequent schemata which enrich RPL_0 (which only decomposes formulas) by the potential to derive more complex formulas. Note that our aim is to use the calculi in an interactive way and not fully automatic, which justifies this process of “anti-refinement”.

Definition 18 (RPL_0^Ψ). *Let Ψ be a schematic formula definition as in Definitions 12 and 13 where*

$$\hat{P}(\mathbf{Y}, \mathbf{n}, 0) = F_B, \quad \hat{P}(\mathbf{Y}, \mathbf{n}, s(m)) = F_S\{\xi \leftarrow \hat{P}(\mathbf{Y}, \mathbf{n}, m)\},$$

then RPL_0^Ψ is the extension of RPL_0 by the rules

$$\frac{\Gamma \vdash \Delta, \hat{P}(\mathbf{Y}, \mathbf{n}, 0)}{\Gamma \vdash \Delta, F_B} B\hat{P}r \quad \frac{\Gamma \vdash \Delta, \hat{P}(\mathbf{Y}, \mathbf{n}, s(m))}{\Gamma \vdash \Delta, F_S\{\xi \leftarrow \hat{P}(\mathbf{Y}, \mathbf{n}, m)\}} S\hat{P}r$$

$$\frac{\hat{P}(\mathbf{Y}, \mathbf{n}, 0), \Gamma \vdash \Delta}{F_B, \Gamma \vdash \Delta} B\hat{P}l \quad \frac{\hat{P}(\mathbf{Y}, \mathbf{n}, s(m)), \Gamma \vdash \Delta}{F_S\{\xi \leftarrow \hat{P}(\mathbf{Y}, \mathbf{n}, m)\}, \Gamma \vdash \Delta} S\hat{P}l$$

for the elimination of defined symbols. For the introduction of defined symbols we invert the rules above:

$$\frac{\Gamma \vdash \Delta, F_B}{\Gamma \vdash \Delta, \hat{P}(\mathbf{Y}, \mathbf{n}, 0)} B\hat{P}r^+ \quad \frac{\Gamma \vdash \Delta, F_S\{\xi \leftarrow \hat{P}(\mathbf{Y}, \mathbf{n}, m)\}}{\Gamma \vdash \Delta, \hat{P}(\mathbf{Y}, \mathbf{n}, s(m))} S\hat{P}r^+$$

$$\frac{F_B, \Gamma \vdash \Delta}{\hat{P}(\mathbf{Y}, \mathbf{n}, 0), \Gamma \vdash \Delta} B\hat{P}l^+ \quad \frac{F_S\{\xi \leftarrow \hat{P}(\mathbf{Y}, \mathbf{n}, m)\}, \Gamma \vdash \Delta}{\hat{P}(\mathbf{Y}, \mathbf{n}, s(m)), \Gamma \vdash \Delta} S\hat{P}l^+$$

We also adapt the resolution rule to the schematic case: Let Θ be an s -unifier of $\{A_1, \dots, A_\alpha, B_1, \dots, B_\beta\}$. Then the rule is

$$\frac{\Gamma \vdash \Delta, A_1, \dots, A_\alpha \quad B_1, \dots, B_\beta, \Pi \vdash \Lambda}{\Gamma\Theta, \Pi\Theta \vdash \Delta\Theta, \Lambda\Theta} \text{res}$$

Moreover we add the following tautological sequent schemata (ξ_1, ξ_2 are formula variables): $\xi_1, \xi_2 \vdash \xi_1 \wedge \xi_2$, $\xi_1 \wedge \xi_2 \vdash \xi_1$, $\xi_1 \wedge \xi_2 \vdash \xi_2$, $\xi_1 \vdash \xi_1 \vee \xi_2$, $\xi_2 \vdash \xi_1 \vee \xi_2$, $\vdash \xi_1, \neg\xi_1$, $\xi_1, \neg\xi_1 \vdash$. For comfort we may add arbitrary tautological sequent schemata to increase the flexibility and the practical use of the calculus.

Remark 1. It is easy to see that the added tautology schemata together with the cut rule simulate the logical introduction rules for \wedge, \vee, \neg . As *res* generalizes the cut rule this is possible also in RPL_0^Ψ . We could instead have added the introduction rules themselves which is logically equivalent. But note that adding additional tautology schemata (besides these defined above) increases the flexibility of rule specification via “macros”.

The refutational completeness of RPL_0^Ψ is not as issue as already RPL_0 is refutationally complete. RPL_0^Ψ is also sound if the defining equations are considered.

Proposition 7. *Assume that the sequent S is derivable in RPL_0^Ψ . Then $D(\hat{\mathcal{F}}_\omega) \cup D(\hat{\mathcal{F}}_i) \cup D(\hat{\mathcal{P}}) \models S$.*

Proof. The introduction and elimination rules for defined predicate symbols are sound with respect to $D(\hat{\mathcal{P}})$; the resolution rule (involving s-unification) is sound with respect to $D(\hat{\mathcal{F}}_\omega) \cup D(\hat{\mathcal{F}}_i)$.

Example 8. We provide a simple RPL_0^Ψ refutation using the schematic formula constructed in Example 7. We will only cover the RPL_0^Ψ of the base case and wait for the introduction of proof schemata to provide a full refutation. We abbreviate X_1, \dots, X_5 by \mathbf{X} , $(E(g(X_1(0)), 0) \vee L(X_1(0), 0))$ by T_1 , $(E(X_2(0), 0) \vee L(X_1(0), 0))$ by T_2 and $\neg E(X_3(0), 0) \vee \neg E(g(X_3(0)), 0)$ by T_3 .

$$\begin{array}{c}
 \frac{\frac{\frac{(Ax)}{\vdash \hat{F}_1(\mathbf{X}, 0)}{B\hat{F}_i r} \quad \frac{\frac{(Ax)}{\vdash \hat{F}_1(\mathbf{X}, 0)}{B\hat{F}_i r} \quad \frac{\frac{\hat{F}_2(\mathbf{X}, 0)}{\vdash \neg L(a, 0) \wedge T_3} B\hat{F}_i r}{\vdash \neg L(a, 0)} \wedge : r_1}{\vdash \neg L(a, 0)} \wedge : r_1}{\vdash \neg L(a, 0)} \neg : l}{\frac{\frac{\frac{(Ax)}{\vdash \hat{F}_1(\mathbf{X}, 0)}{B\hat{F}_i r} \quad \frac{\frac{\hat{F}_2(\mathbf{X}, 0)}{\vdash \neg L(a, 0) \wedge T_3} B\hat{F}_i r}{\vdash \neg L(a, 0)} \wedge : r_1}{\vdash \neg L(a, 0)} \neg : l}{\vdash E(g(X_1(0)), 0), L(X_1(0), 0)} \vee : r}{\vdash E(g(a), 0)} \text{res}}{\vdash E(g(a), 0)} \text{res} \\
 (1)
 \end{array}$$

$$\begin{array}{c}
 \frac{\frac{\frac{(Ax)}{\vdash \hat{F}_1(\mathbf{X}, 0)}{B\hat{F}_i r} \quad \frac{\frac{(Ax)}{\vdash \hat{F}_1(\mathbf{X}, 0)}{B\hat{F}_i r} \quad \frac{\frac{\hat{F}_2(\mathbf{X}, 0)}{\vdash \neg L(a, 0) \wedge T_3} B\hat{F}_i r}{\vdash \neg L(a, 0)} \wedge : r_1}{\vdash \neg L(a, 0)} \wedge : r_1}{\vdash \neg L(a, 0)} \neg : l}{\frac{\frac{\frac{(Ax)}{\vdash \hat{F}_1(\mathbf{X}, 0)}{B\hat{F}_i r} \quad \frac{\frac{\hat{F}_2(\mathbf{X}, 0)}{\vdash \neg L(a, 0) \wedge T_3} B\hat{F}_i r}{\vdash \neg L(a, 0)} \wedge : r_1}{\vdash \neg L(a, 0)} \neg : l}{\vdash E(X_1(0), 0), L(X_1(0), 0)} \vee : r}{\vdash E(a, 0)} \text{res}}{\vdash E(a, 0)} \text{res} \\
 (2)
 \end{array}$$

$$\begin{array}{c}
(Ax) \\
\frac{\vdash \hat{F}_1(\mathbf{X}, 0)}{\vdash T_1 \wedge T_2 \wedge \hat{F}_2(\mathbf{X}, 0)} B\hat{F}_i r \\
\frac{\hat{F}_2(\mathbf{X}, 0)}{\vdash \neg L(a, 0) \wedge T_3} B\hat{F}_i r \\
\frac{\vdash T_3}{\vdash \neg E(X_3(0), 0), \neg E(g(X_3(0)), 0)} \wedge : r_2 \\
\frac{\vdash \neg E(X_3(0), 0), \neg E(g(X_3(0)), 0)}{E(X_3(0), 0) \vdash \neg E(g(X_3(0)), 0)} \vee : r \\
\frac{E(X_3(0), 0) \vdash \neg E(g(X_3(0)), 0)}{E(X_3(0), 0), E(g(X_3(0)), 0) \vdash} \neg : l \\
\frac{\vdash E(a, 0) \quad E(X_3(0), 0), E(g(X_3(0)), 0) \vdash}{E(g(a), 0) \vdash} \neg : l \\
(1) \quad \frac{\vdash E(g(a), 0)}{\vdash} \\
(2) \quad \frac{\vdash E(a, 0) \quad E(g(a), 0) \vdash}{\vdash} res \\
\vdash
\end{array}$$

Derivations in RPL_0^Ψ are defined like for RPL_0 . But derivations in RPL_0^Ψ with ordinary axioms do not suffice to describe schematic derivations. We need the additional concept of *call graphs* which can be decorated by RPL_0^Ψ derivations in such a way that together they provide a sound derivation in RPL_0^Ψ .

4 A Scaffolding for Schematic Derivations

In this section we define a scaffolding which supports the construction of schematic derivations. These are sequences of proofs pieced together from derivations whose leaves may be non-axiomatic initial sequents. These non-axiomatic initial sequents match the end sequent of other derivations and when pieced together form a derivation containing axiomatic initial sequents only. Usually schematic derivations have a starting derivation which contains *free parameters*. By substituting these free parameters by natural numbers and propagating the substitutions we can construct a resolution derivation.

Each one of these derivations can be thought of as a control mechanism which directs a *flow* of substitutions through a network of *junctions*. The non-axiomatic initial sequents can be thought of as the *junctions* at which two flows connect. As one changes the substitutions one changes how the substitutions flow through the network of junctions and thus the final output proof. This analogy to network flow is precisely how our scaffolding should be interpreted. Together, a collection of coalescing flow controls describe what we refer to as a *call graph* which defines, finitistically, how the flow is controlled within a network of junctions. We will show how this flow control mechanism can be used to provide a semantic foundation for schematic RPL_0^Ψ derivations discussed later in this paper.

4.1 Flows over a Junction Network

Rather than defining our framework over individual terms of T^ω , we instead consider m-tuples of terms which we refer to as *points of length m*. Points are divided into sets $\{(t_1, \dots, t_m) \mid t_1, \dots, t_m \in T^\omega\}$, denoted by \mathcal{P}^m , containing

all points of the same length. We refer to these sets as *point spaces* of length m . Additionally, we distinguish the subset $\{(t_1, \dots, t_m) \mid t_1, \dots, t_m \in \text{Num}\}$, denoted by \mathcal{P}_0^m . We refer to this subset of \mathcal{P}^m as the *concrete point space* of length m . Associated with \mathcal{P}_0^m is a well founded total order \prec_m which orders points of length m .

We extend the ordering of \prec_m to \mathcal{P}^m by extending the evaluation procedure for T^ω discussed in Section 2. Given a point $\mathbf{v} = (t_1, \dots, t_m) \in \mathcal{P}^m$ and $\sigma \in \mathcal{S}$, then $\sigma(\mathbf{v}) \downarrow_\omega = (\sigma(t_1) \downarrow_\omega, \dots, \sigma(t_m) \downarrow_\omega) \in \mathcal{P}_0^m$. Now let $S \subseteq \mathcal{S}$ and $\mathbf{v}, \mathbf{v}' \in \mathcal{P}^m$. Then $\mathbf{v} \prec_m^S \mathbf{v}'$ iff for every $\sigma \in S$, $\sigma(\mathbf{v}) \downarrow_\omega \prec_m \sigma(\mathbf{v}') \downarrow_\omega$.

Points are paired with a symbol from a countably infinite set Δ to form *junctions*. However, not every pairing of symbol and point is desired, in particular each symbol should only be paired with points of a specific length. To enforce this restriction we introduce a so called *arity function* $\mathcal{A}_\Delta : \Delta \rightarrow \mathbb{N}$. Thus, if for some symbol $\delta \in \Delta$, $\mathcal{A}_\Delta(\delta) = m$ a well-formed junction would pair δ with a point of length m . We refer to junctions which are well-formed with respect to an arity function \mathcal{A}_Δ as \mathcal{A}_Δ -*junctions*. The set of all \mathcal{A}_Δ -junctions will be referred to as an \mathcal{A}_Δ -*junction network* $\mathcal{J}^*(\mathcal{A}_\Delta)$.

Note that \prec_m^S may be easily extended to junctions whose points come from the same point space, however, this leaves many junctions incomparable. Thus, we extend \prec_m^S to $\prec_{\mathcal{J}^*(\mathcal{A}_\Delta)}^S$ as follows:

Definition 19 (Network Order). *Let $(\delta, p), (\delta', q) \in \mathcal{J}^*(\mathcal{A}_\Delta)$ and $S \subseteq \mathcal{S}$. Then $(\delta, p) \prec_{\mathcal{J}^*(\mathcal{A}_\Delta)}^S (\delta', q)$ if either $p \prec_{\mathcal{A}_\Delta(\delta)}^S q$, or $\mathcal{A}_\Delta(\delta') < \mathcal{A}_\Delta(\delta)$. When possible, we use the simplified notation \prec^S .*

Notice that \prec^S , for certain choices of arity function, is not well founded. While this is in general problematic for termination, we will only consider finite subsets of Δ and thus infinite descending chains can be avoided.

Definition 20. *Let \mathcal{S}^* be a partitioning of \mathcal{S} into mutually disjoint sets and $P_{\mathcal{S}^*}^{\mathcal{A}_\Delta} : \mathcal{S}^* \rightarrow \mathcal{J}^*(\mathcal{A}_\Delta)$ an injective mapping from \mathcal{S}^* to finite subsets of $\mathcal{J}^*(\mathcal{A}_\Delta)$. We refer to $P_{\mathcal{S}^*}^{\mathcal{A}_\Delta}$ as a flow if the following conditions are met:*

- 1) $\exists! j \in \mathcal{J}^*(\mathcal{A}_\Delta) \forall S \in \mathcal{S}^*$, s.t. $j \in P_{\mathcal{S}^*}^{\mathcal{A}_\Delta}(S)$. This junction is referred to as the source of the flow and will be denoted by $\left[P_{\mathcal{S}^*}^{\mathcal{A}_\Delta} \right]$.
- 2) $\forall S \in \mathcal{S}^*$ and $q \in P_{\mathcal{S}^*}^{\mathcal{A}_\Delta}(S)$, $q \prec^S \left[P_{\mathcal{S}^*}^{\mathcal{A}_\Delta} \right]$ or $q = \left[P_{\mathcal{S}^*}^{\mathcal{A}_\Delta} \right]$.

Example 9. In order to illustrate the power of the flow formalism let us consider the flow:

$$P_{\mathcal{S}^*}^{\mathcal{A}_\Delta} = \{ (\{(\delta, n), (\delta, p(n))\}, S_1) , (\{(\delta, n)\}, S_2) \}$$

Where $S_1 = \{\sigma \in \mathcal{S} \ \& \ \sigma(n) \downarrow_\omega > 0\}$ and $S_2 = \{\sigma \in \mathcal{S} \ \& \ \sigma(n) \downarrow_\omega = 0\}$. Note that $S_1 \cup S_2 \equiv \mathcal{S}$. This flow is sourced from (δ, n) , i.e. $\left[P_{\mathcal{S}^*}^{\mathcal{A}_\Delta} \right] = (\delta, n)$. Evaluation at $\{n \leftarrow s^3(0)\}$ implies finding the partition this assignment belongs to, in this case S_1 . Thus, $P_{\mathcal{S}^*}^{\mathcal{A}_\Delta}(\{n \leftarrow s^3(0)\}) = P_{\mathcal{S}^*}^{\mathcal{A}_\Delta}(S_1) = \{(\delta, n), (\delta, p(n))\}$. Notice that $(\delta, p(n)) \prec^{S_1} (\delta, n)$ when $p(\cdot)$ denotes the predecessor function.

This flow formalizes primitive recursion, however, without defining normalization this is not entirely obvious. In the following section we introduce *call graphs* which provide a normalization procedure as well as flow composition.

Definition 21. A flow $P_{S^*}^{A_\Delta}$ is regular if $\{j \mid j \in P_{S^*}^{A_\Delta}(S), S \in \mathcal{S}^*\}$ is finite. The set of all regular flows over a \mathcal{A}_Δ -junction network is denoted by $\mathcal{P}^*(\mathcal{A}_\Delta)$.

Frequently we may write P_{S^*} if the arity is not important.

While non-regular flows may be interesting in their own right, for this work we need only to consider regular flows being that they directly correspond to *well-formed proof schemata*.

4.2 Call Graphs

When multiple flows are defined within the same junction network their intersections provide a graph-like structure. A *call graph* is a special case of flow intersection where each junction occurring in a flow is the source of a flow.

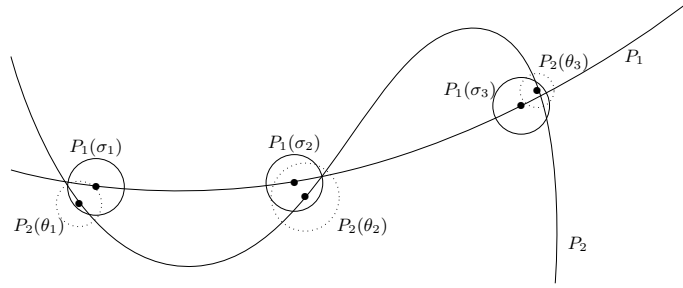


Fig. 1. The intersection of two flows within a junction network.

Definition 22. A finite set of flows \mathcal{G} over $\mathcal{J}^*(\mathcal{A}_\Delta)$ is referred to as a call graph if for every $P_{S_1^*} \in \mathcal{G}$, $S \in \mathcal{S}^*$, $\sigma \in S$, $j \in P_{S_1^*}$ there exists a unique $P_{S_2^*} \in \mathcal{G}$ and $\theta \in S$ s.t. $\theta([P_{S_2^*}]) \downarrow_\omega = \sigma(j) \downarrow_\omega$. We write $\text{flow}(j, \sigma) = P_{S_2^*}$ and $\text{subst}(j, \sigma) = \theta$. We refer to \mathcal{G} as finite when $|\mathcal{G}| \in \mathbb{N}$. The set of all finite call graphs definable over a junction network $\mathcal{J}^*(\mathcal{A}_\Delta)$ is denoted by $\mathcal{G}^*(\mathcal{A}_\Delta)$.

When $P_{S^*}(S) = \{[P_{S^*}]\}$ for some $S \in \mathcal{S}^*$ we refer to S as a *sink* of P_{S^*} . The sinks represent end points of the flow.

Example 10. Let $\mathcal{G} = \{P_1, P_2\}$ be a call graph over $\mathcal{J}^*(\mathcal{A}_\Delta)$, where

$$P_1 = \{(\{(\delta, n), (\delta', n, p(n), n, 0)\}, S)\}$$

$$P_2 = \left\{ \begin{array}{l} (\{(\delta', n, m, k, w), (\delta', n, m, p(k), s(w))\}, S_1) , \\ (\{(\delta', n, m, k, w), (\delta', n, p(m), n, w)\}, S_2) , \\ (\{(\delta', n, m, k, w)\}, S_3) \end{array} \right\}$$

and $S_1 = \{\sigma \mid \sigma \in \mathcal{S}, \sigma(k) \downarrow_\omega > 0\}$, $S_2 = \{\sigma \mid \sigma \in \mathcal{S}, \sigma(k) \downarrow_\omega = 0 \ \& \ \sigma(m) \downarrow_\omega > 0\}$, and $S_3 = \{\sigma \mid \sigma \in \mathcal{S}, \sigma(k) \downarrow_\omega = 0 \ \& \ \sigma(m) \downarrow_\omega = 0\}$. If we assume that \prec_4 is the lexicographical order then P_1 and P_2 respect the network order and are flows. Furthermore, the component $(\{(\delta', n, m, k, w)\}, S_3)$ of P_2 denotes the *sinks* of P_2 being that it matches every substitution of S_3 with a singleton set of junctions.

Let us now consider the relationship between the input substitution σ and the substitution connecting the flows of the call graph. For clarity reasons we associated with each position within the points a numeric term α_i . For example, applying the substitution $\sigma = \{n \leftarrow \alpha_1, m \leftarrow \alpha_2, k \leftarrow \alpha_3, w \leftarrow \alpha_4\}$ to the junction (δ', n, m, k, w) may be written as $(\delta', n, m, k, w)\sigma$. We can write $P_1(S)$, such that $S \in S^*$ and $\sigma \in S$, as follows:

$$\{(\{(\delta, n)\sigma, (\delta', n, m, k, w)\text{subst}((\delta', n, m, k, w), \sigma)\}, S)\}$$

A call graph G essentially defines a set of processes which generate sequences of substitutions of the form

$$[\sigma, \text{subst}(j_1, \sigma)], [\theta_1, \text{subst}(j_2, \theta_1)], [\theta_2, \text{subst}(j_3, \theta_2)], \dots$$

where $\theta_1 = \text{subst}(j_1, \sigma)$ and $\theta_2 = \text{subst}(j_2, \theta_1)$. Furthermore, if we generate the above sequence at the flow $P_{S_1^*} \in G$ then $j_1 \in \text{flow}([P_{S_1^*}], \sigma)(S_1)$, where $S_1 \in S_1^*$ and $\sigma \in S_1$, $j_2 \in \text{flow}(j_1, \theta_1)(S_2)$, where $\text{flow}(j_1, \theta_1)$ is defined over the partitioning S_2^* , $S_2 \in S_2^*$ and $\theta_1 \in S_2$, and $j_3 \in \text{flow}(j_2, \theta_2)(S_3)$, where $\text{flow}(j_2, \theta_2)$ is defined over the partitioning S_3^* , $S_3 \in S_3^*$ and $\theta_1 \in S_3$.

Assuming we start traversing the above call graph from P_1 and that $\alpha_1 > 0$ the following sequence of substitution pairs will emerge.

$$\left[\overbrace{\{n \leftarrow \alpha_1\}}^{\sigma}, \overbrace{\left\{ \begin{array}{l} n \leftarrow \alpha_1, m \leftarrow p(\alpha_1), \\ k \leftarrow \alpha_1, w \leftarrow 0 \end{array} \right\}}^{\theta_1} \right]$$

where $j_1 = (\delta', n, p(n), n, 0)$, $\text{flow}(j_1, \sigma) = P_2$, and $\text{Subst}(j_1, \sigma) = \theta_1$.

$$\left[\overbrace{\left\{ \begin{array}{l} n \leftarrow \alpha_1, m \leftarrow p(\alpha_1), \\ k \leftarrow \alpha_1, w \leftarrow 0 \end{array} \right\}}^{\theta_1}, \overbrace{\left\{ \begin{array}{l} n \leftarrow \alpha_1, m \leftarrow p(\alpha_1), \\ k \leftarrow p(\alpha_1), w \leftarrow s(0) \end{array} \right\}}^{\theta_2} \right]$$

where $j_2 = (\delta', n, m, p(k), s(w))$, $\text{flow}(j_2, \theta_1) = P_2$, and $\text{Subst}(j_2, \theta_1) = \theta_2$.

$$\left[\overbrace{\left\{ \begin{array}{l} n \leftarrow \alpha_1, m \leftarrow p(\alpha_1), \\ k \leftarrow p(\alpha_1), w \leftarrow s(0) \end{array} \right\}}^{\theta_2}, \overbrace{\left\{ \begin{array}{l} n \leftarrow \alpha_1, m \leftarrow p(\alpha_1), \\ k \leftarrow p(p(\alpha_1)), w \leftarrow s(s(0)) \end{array} \right\}}^{\theta_3} \right]$$

where $j_3 = (\delta', n, m, p(k), s(w))$, $\text{flow}(j_3, \theta_2) = P_2$, and $\text{Subst}(j_3, \theta_2) = \theta_3$.

⋮

$$\left[\overbrace{\left\{ \begin{array}{l} n \leftarrow \alpha_1, m \leftarrow p(\alpha_1), \\ k \leftarrow p^{\alpha_1}(\alpha_1), w \leftarrow s^{\alpha_1}(0) \end{array} \right\}}^{\theta_3}, \overbrace{\left\{ \begin{array}{l} n \leftarrow \alpha_1, m \leftarrow p(p(\alpha_1)), \\ k \leftarrow \alpha_1, w \leftarrow s^{\alpha_1}(0) \end{array} \right\}}^{\theta_4} \right]$$

where $j_4 = (\delta', n, p(m), n, w)$, $flow(j_4, \theta_4) = P_2$, and $Subst(j_4, \theta_3) = \theta_4$.

⋮

$$\left[\overbrace{\left\{ \begin{array}{l} n \leftarrow \alpha_1, m \leftarrow p_1^\alpha(\alpha_1), \\ k \leftarrow 0, w \leftarrow s^{(\alpha_1)^2}(0) \end{array} \right\}}^{\theta_4} \right]$$

Being that we have reached a sink at this point $flow$ and $Subst$ are only defined for the source of P_2 .

4.3 Call Graph Traces

Given a finite call graph \mathcal{G} , a flow $P \in \mathcal{G}$ and a assignment $\sigma \in \mathcal{S}$ we may consider the σ - θ transition defined by the flow through the call graph from source to sinks. We refer to the tree of junctions, which is constructed as an assignment passes through the call graph towards the sinks, as *the trace of σ at P in \mathcal{G}* . The main result of this section is that the trace of an assignment is always a finite tree.

However, before we define call graph traces let us consider the call graph for primitive recursion $\mathcal{G} = \{P\}$ using the flow from Example 9 repeated below:

$$P = \{ (\{(\delta, n), (\delta, p(n))\}, S_1) , (\{(\delta, n)\}, S_2) \}$$

Where $S_1 = \{\sigma \in \mathcal{S} \ \& \ \sigma(n) \downarrow_\omega > 0\}$ and $S_2 = \{\sigma \in \mathcal{S} \ \& \ \sigma(n) \downarrow_\omega = 0\}$. Starting from any parameter assignment $\sigma = \{n \leftarrow s^\alpha(0)\}$ for $\alpha \in \mathbb{N}$, the trace of σ at P in \mathcal{G} is the following sequence of junctions:

$$(\delta, s^\alpha(0)), (\delta, s^{\alpha-1}(0)), \dots, (\delta, s^1(0)), (\delta, 0)$$

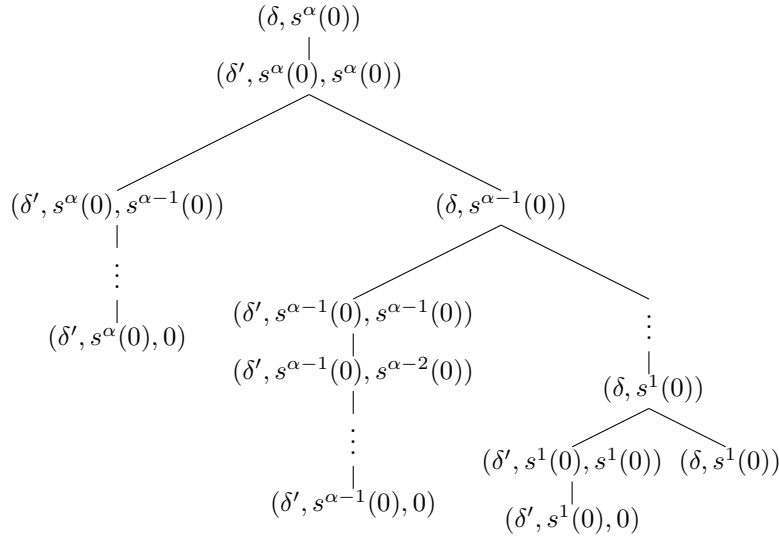
Not that if we take any two adjacent junctions in the above sequence they form the set of junctions associated with the partition S_1 after evaluation by $\{n \leftarrow s^\beta(0)\}$, for $\alpha \geq \beta > 0$. Looking back at Definition 22, and considering a pair of junctions from the above trace, say $(\delta, s^\beta(0))$ and $(\delta, s^{\beta-1}(0))$, the above mentioned association with S_1 holds only when the assignment is $\{n \leftarrow s^\beta(0)\}$, however Definition 22 also requires us to find an assignment and a flow such that $(\delta, s^{\beta-1}(0))$ is the source of a flow under that assignment. This assignment would be $\{n \leftarrow s^{\beta-1}(0)\}$ thus transitioning us from the pair $(\delta, s^\beta(0))$ and $(\delta, s^{\beta-1}(0))$ to the pair $(\delta, s^{\beta-1}(0))$ and $(\delta, s^{\beta-2}(0))$.

Before formally defining call graph traces, let us consider a more complex example which has a tree shaped trace structure. Consider the call graph $\mathcal{G} = \{P_1, P_2\}$ where the flows are defined as follows:

$$P_1 = \{ (\{(\delta, n), (\delta, p(n)), (\delta', n, n)\}, S_1) , (\{(\delta, n)\}, S_2) \}$$

$$P_2 = \{ (\{(\delta', n, m), (\delta', n, p(m))\}, S'_1) , (\{(\delta', n, m)\}, S'_2) \}$$

Where $S_1 = \{\sigma \in \mathcal{S} \ \& \ \sigma(n) \downarrow_\omega > 0\}$ and $S_2 = \{\sigma \in \mathcal{S} \ \& \ \sigma(n) \downarrow_\omega = 0\}$, $S'_1 = \{\sigma \in \mathcal{S} \ \& \ \sigma(m) \downarrow_\omega > 0\}$ and $S'_2 = \{\sigma \in \mathcal{S} \ \& \ \sigma(m) \downarrow_\omega = 0\}$. This call graph illustrates nested primitive recursion and the trace of $\{n \leftarrow s^\alpha(0)\}$ at P_1 in \mathcal{G} is



Notice that the trace of $\{n \leftarrow s^\alpha(0), m \leftarrow s^\alpha(0)\}$ at P_2 in \mathcal{G} is similar to the traces of the call graph $G = \{P\}$. We now formally define call graph traces and the computation of a trace of σ at a flow P in a call graph \mathcal{G} .

Definition 23 (\mathcal{A}_Δ -Trace). An \mathcal{A}_Δ -Trace is a pairing of an \mathcal{A}_Δ -junction with a set of \mathcal{A}_Δ -Trace built using the following inductive definition:

- if j is an \mathcal{A}_Δ -junction, then $[j, \emptyset]$ is an \mathcal{A}_Δ -Trace.
- if j is an \mathcal{A}_Δ -junction and $[j_1, T_1], \dots, [j_m, T_m]$ are \mathcal{A}_Δ -Traces such that for some $S \subseteq \mathcal{S}$, $j_1 \prec^S j, \dots, j_m \prec^S j$, then $[j, \bigcup_{i=1}^m [j_i, T_i]]$ is an \mathcal{A}_Δ -trace.

We will refer to the outermost junction in an \mathcal{A}_Δ -Trace as the root of the trace.

Definition 24. Let $\mathcal{G} \in \mathcal{G}^*(\mathcal{A}_\Delta)$, $P_{S^*} \in \mathcal{G}$, $S \in \mathcal{S}^*$ and $\sigma \in S$. The trace of σ at P_{S^*} in \mathcal{G} , denoted by $T(\mathcal{G}, P_{S^*}, \sigma)$ is

$$\left[\sigma([P_{S^*}]) \downarrow_\omega, \bigcup_{j \in P_{S^*}(S) \setminus \{P_{S^*}\}} T(\mathcal{G}, \text{flow}(j), \text{subst}(j)) \right]$$

where $\sigma(j) \downarrow_\omega = \theta([P^j]) \downarrow_\omega$.

Example 11. Consider the call graph defined in Example 10. The trace of $\{n \leftarrow 2\}$ at P_1 in \mathcal{G} or $T(\mathcal{G}, P_1, \{n \leftarrow 2\})$ results in the following computation:

$$\begin{aligned}
T(\mathcal{G}, P_1, \{n \leftarrow 2\}) &= [(\delta, 2), T(\mathcal{G}, P_2, \{n \leftarrow 2, m \leftarrow 1, k \leftarrow 2, w \leftarrow 0\})] \\
T\left(\mathcal{G}, P_2, \left\{ \begin{array}{l} n \leftarrow 2, m \leftarrow 1, \\ k \leftarrow 2, w \leftarrow 0 \end{array} \right\}\right) &= \left[(\delta', 2, 1, 2, 0), T\left(\mathcal{G}, P_2, \left\{ \begin{array}{l} n \leftarrow 2, m \leftarrow 1, \\ k \leftarrow 1, w \leftarrow 1 \end{array} \right\}\right) \right] \\
T\left(\mathcal{G}, P_2, \left\{ \begin{array}{l} n \leftarrow 2, m \leftarrow 1, \\ k \leftarrow 1, w \leftarrow 1 \end{array} \right\}\right) &= \left[(\delta', 2, 1, 1, 1), T\left(\mathcal{G}, P_2, \left\{ \begin{array}{l} n \leftarrow 2, m \leftarrow 1, \\ k \leftarrow 0, w \leftarrow 2 \end{array} \right\}\right) \right] \\
T\left(\mathcal{G}, P_2, \left\{ \begin{array}{l} n \leftarrow 2, m \leftarrow 1, \\ k \leftarrow 0, w \leftarrow 2 \end{array} \right\}\right) &= \left[(\delta', 2, 1, 0, 2), T\left(\mathcal{G}, P_2, \left\{ \begin{array}{l} n \leftarrow 2, m \leftarrow 0, \\ k \leftarrow 2, w \leftarrow 2 \end{array} \right\}\right) \right] \\
T\left(\mathcal{G}, P_2, \left\{ \begin{array}{l} n \leftarrow 2, m \leftarrow 0, \\ k \leftarrow 2, w \leftarrow 2 \end{array} \right\}\right) &= \left[(\delta', 2, 0, 2, 2), T\left(\mathcal{G}, P_2, \left\{ \begin{array}{l} n \leftarrow 2, m \leftarrow 0, \\ k \leftarrow 1, w \leftarrow 3 \end{array} \right\}\right) \right] \\
T\left(\mathcal{G}, P_2, \left\{ \begin{array}{l} n \leftarrow 2, m \leftarrow 0, \\ k \leftarrow 1, w \leftarrow 3 \end{array} \right\}\right) &= \left[(\delta', 2, 0, 1, 3), T\left(\mathcal{G}, P_2, \left\{ \begin{array}{l} n \leftarrow 2, m \leftarrow 0, \\ k \leftarrow 0, w \leftarrow 4 \end{array} \right\}\right) \right] \\
T\left(\mathcal{G}, P_2, \left\{ \begin{array}{l} n \leftarrow 2, m \leftarrow 0, \\ k \leftarrow 0, w \leftarrow 4 \end{array} \right\}\right) &= [(\delta', 2, 0, 0, 4), \emptyset]
\end{aligned}$$

Thus the resulting trace is as follows: $[(\delta, 2), [(\delta', 2, 1, 2, 0), [(\delta', 2, 1, 1, 1), [(\delta', 2, 1, 0, 2), [(\delta', 2, 0, 2, 2), [(\delta', 2, 0, 1, 3), [(\delta', 2, 0, 0, 4), \emptyset]]]]]]]$

Theorem 2. *Let $\mathcal{G} \in \mathcal{G}^*(\mathcal{A}_\Delta, \mathcal{S})$, $P_{S^*} \in \mathcal{G}$ and $\sigma \in \mathcal{S}$. Then $T(\mathcal{G}, P_{S^*}, \sigma)$ always produces a finite trace.*

Proof. Let us assume that $T(\mathcal{G}, P_{S^*}, \sigma)$ is an infinite trace. Then by the definition of $\mathcal{G}^*(\mathcal{A}_\Delta, \mathcal{S})$ only a finite number of symbols may occur in the junctions $T(\mathcal{G}, P_{S^*}, \sigma)$ which we denote by $\Delta_0 \subseteq \Delta$. Let

$$A = \{\alpha \mid \alpha \in \mathbb{N} \ \& \ \exists \delta \in \Delta_0 (\mathcal{A}_\Delta(\delta) = \alpha)\},$$

$$\Delta(B) = \{\delta \mid \delta \in \Delta_0 \ \& \ \mathcal{A}_\Delta(\delta) \in B\}, \text{ and}$$

$$\Delta_{max} = \Delta\left(\left\{\max_{\alpha \in A} \alpha\right\}\right)$$

Now for the basecase consider any sub-trace T' of $T(\mathcal{G}, P_{S^*}, \sigma)$ rooted at a junction j whose symbol is in Δ_{max} , we show that T' must be finite. By Definition 23 all junctions occurring in T' below j must be smaller than j with respect to the network order. By Definition 19, there is a total well-ordering of the junctions occurring in T' because the arity function maps all junctions occurring in T' to the same value. Thus, none of the sub-traces of $T(\mathcal{G}, P_{S^*}, \sigma)$ rooted at a junction j whose symbol is in Δ_{max} can be infinite.

Now for the induction hypothesis, let us consider the set B which contains the m of largest values of A . We assume that any sub-trace T' of $T(\mathcal{G}, P_{S^*}, \sigma)$ rooted at a junction j whose symbol is in $\Delta(B)$ is finite. For the step case, we show that when B contains the $m + 1$ largest values of A any sub-trace T' of $T(\mathcal{G}, P_{S^*}, \sigma)$ rooted at a junction j whose symbol is in $\Delta(B)$ is finite.

If every junction occurring in T' has a symbol which the arity function maps to the same value as the symbol of j then, instead of the set B we can consider the

subset of B , $\{\mathcal{A}_\Delta(j)\}$. The basecase handles the situation when B only contains one element and thus T' is finite.

If T' contains a junction j' whose symbol δ' is mapped to a different value then the symbol of j then we may split B into two sets, namely

$$B_{low} = \{\beta \mid \beta \in B \ \& \ \beta < \mathcal{A}_\Delta(\delta')\} \text{ and } B_{high} = \{\beta \mid \beta \in B \ \& \ \mathcal{A}_\Delta(\delta') \leq \beta\}.$$

Notice that the sub-trace T'' starting from j' may only contain symbols from $\Delta(B_{high})$ which contains less than $m + 1$ symbols and thus by the induction hypothesis T'' must be finite and finishes the proof of the step case. Notice that we have covered all possible sub-traces of $T(\mathcal{G}, P_{\mathcal{G}^*}, \sigma)$ and have shown that they must be finite. This implies that $T(\mathcal{G}, P_{\mathcal{G}^*}, \sigma)$ itself must be finite, thus contradicting our assumption that it is infinite.

□

It is not obvious which functions beyond primitive recursion are representable by finite saturated call graphs, however it is quite obvious that limiting flows such that the all points occurring in the flow are primitive recursively computable from the source would result in call graphs which evaluate to primitive recursively bounded traces. It is shown in [11] (see Theorem 7.1.5. on page 120) that a primitive recursive bound is sufficient to imply the existence of a primitive recursive description and thus call graphs with the above flow restriction are limited to primitive recursion. To show equivalence to primitive recursion one just has to note that call graphs implement composition, and flows implement primitive recursion, the projections, and the basic functions. The difference between our formalism and primitive recursion is an increase in flexibility necessary for describing recursive refutations.

5 Schematic RPL_0^Ψ Derivations

To construct schematic RPL_0^Ψ derivations we need a countably infinite set of *proof symbols* which are used to label the individual proofs of a *proof schema*. A particular proof schema uses a finite set of proof symbols $\Delta^* \subset \Delta$.

Definition 25 (RPL_0^Ψ **schema**). *Let Ψ be as in Definition 12, $\Delta^* \subset \Delta$ a finite set of proof symbols, $\delta_0 \in \Delta^*$ the main symbol, $\mathcal{N}_0 \subset \mathcal{N}$, and for each $\delta \in \Delta^*$ we associated a partitioning \mathcal{S}_δ of \mathcal{S} which partitions \mathcal{S} into k_δ mutually disjoint sets, for $k \geq 0$. To every $\delta \in \Delta^*$ we assign*

$$\mathcal{D}(\delta): ((\rho_1(\delta, \mathbf{X}, \mathbf{t}), S_1) \oplus \dots \oplus (\rho_{k_\delta}(\delta, \mathbf{X}, \mathbf{t}), S_{k_\delta}), S(\delta, \mathbf{X}, \mathbf{t})),$$

where

- for $1 \leq i \leq k_\delta$, $S_i \in \mathcal{S}_\delta$,
- \mathbf{X} is a tuple of global variables (\mathbf{X} contains all the necessary variables, we allow variable renaming),

- \mathbf{t} is a tuple of numeric terms containing only parameters of \mathcal{N}_0 ,
- for each $\delta \in \Delta^*$ and $1 \leq j \leq k_\delta$, $\rho_j(\delta, \mathbf{X}, \mathbf{t})$ is a derivation in RPL_0^Ψ of $S(\delta, \mathbf{X}, \mathbf{t})$, using axioms of the form $\vdash \hat{F}_1(\mathbf{X}, \mathbf{s})$ or $(\delta', \mathbf{s}): S(\delta', \mathbf{X}, \mathbf{s})$ where (δ', \mathbf{s}) is a label, $\delta' \in \Delta^*$ and \mathbf{s} is a tuple of numeric terms containing only parameters of \mathcal{N}_0 .

A schematic RPL_0^Ψ derivation \mathcal{D} is defined as the set

$$\bigcup \{ \mathcal{D}(\delta) \mid \delta \in \Delta^* \}.$$

If for all $1 \leq j \leq k_{\delta_0}$, $\rho_j(\delta_0, \mathbf{X}, \mathbf{t})$ is a RPL_0^Ψ -refutation and $S(\delta_0, \mathbf{X}, \mathbf{t}) = \vdash$ we refer to \mathcal{D} as a RPL_0^Ψ refutation schema.

When we consider only normal and regular RPL_0^Ψ derivations in the construction of an RPL_0^Ψ refutation schema, we talk about a normal and regular RPL_0^Ψ refutation schema.

Definition 26. Let \mathcal{D} be a RPL_0^Ψ refutation schema. If all derivations $\rho_j(\delta, \mathbf{X}, \mathbf{t})$ occurring for any proof symbol δ in \mathcal{D} are normal and regular RPL_0^Ψ derivations, we say that \mathcal{D} is a normal and regular RPL_0^Ψ refutation schema.

Example 12. Below is the refutation schema for Example 6 using two symbols δ_0 and δ_1 where

$$\mathcal{D}(\delta_0) \equiv (\rho_0(\delta_0, X, Y, n, m), \rho_1(\delta_0, X, Y, n, m), \vdash)$$

$$\mathcal{D}(\delta_1) \equiv (\rho_0(\delta_1, X, Y, k, n, m), \rho_1(\delta_1, X, Y, k, n, m), \vdash \hat{Q}(X, Y, n, m)).$$

By $\rho_0(\delta_0, X, Y, n, m)$ we denote the following derivation:

$$\frac{\frac{\frac{\vdash \hat{Q}(X, Y, 0, m)}{\vdash P(\hat{f}(Y(0), m), Y(1)) \wedge \hat{P}(X, 0)} B\hat{Q}r} \wedge_{r_1} \vdash P(\hat{f}(Y(0), m), Y(1))}{\vdash} \quad \frac{\frac{\frac{\vdash \hat{Q}(X, Y, 0, m)}{\vdash P(\hat{f}(Y(0), m), Y(1)) \wedge \hat{P}(X, 0)} B\hat{Q}r} \wedge_{r_2} \vdash P(\hat{f}(Y(0), m), Y(1)) \wedge \hat{P}(X, 0)}{\vdash \hat{P}(X, 0)} B\hat{P}r}{\vdash \neg P(X(0), \hat{f}(a, 0))} \neg : l}{P(X(0), \hat{f}(a, 0)) \vdash} \text{res}\sigma_1}{\vdash}$$

where $\sigma_1 = \{X(0) \leftarrow \hat{f}(Y(0), m), Y(1) \leftarrow \hat{f}(a, 0)\}$ and by $\rho_1(\delta_0, X, Y, n, m)$ we denote the following derivation:

$$\frac{\frac{\frac{\frac{(\delta_1, 1, p(n), m)}{\vdash \hat{Q}(X, Y, 0, m)} B\hat{Q}r} \wedge_{r_1} \vdash P(\hat{f}(Y(0), m), Y(1)) \wedge \hat{P}(X, 0)}{\vdash} \quad \frac{\frac{\frac{(\delta_1, 1, p(n), m)}{\vdash \hat{Q}(X, Y, 0, m)} B\hat{Q}r} \wedge_{r_2} \vdash P(\hat{f}(Y(0), m), Y(1)) \wedge \hat{P}(X, 0)}{\vdash \hat{P}(X, 0)} B\hat{P}r}{\vdash \neg P(X(0), \hat{f}(a, 0))} \neg : l}{P(X(0), \hat{f}(a, 0)) \vdash} \text{res}\sigma_1}{\vdash}$$

Well-formed RPL_0^Ψ schemata can be normalized to RPL_0^Ψ derivations.

Definition 29. Let \mathcal{D} be a well-formed proof schema, $G \in \mathcal{G}^*(\mathcal{A}_\Delta)$ s.t. $G \models \mathcal{D}$, $P_{S^*} \in G$ s.t. $P_{S^*} \models \mathcal{D}(\delta_0)$, $\sigma \in \mathcal{S}$. Then the normalization of \mathcal{D} is $N(\mathcal{D}, G, P_{S^*}, \sigma)$:

- Let $\sigma \in S$ for $S \in S^*$. For each $p \in P_{S^*}(S)$ s.t. $p \neq [P_{S^*}]$, we compute $\rho_p = N(\mathcal{D}, \mathcal{G}, \text{flow}(p), \text{subst}(p))$. Then for $(\rho_j(\delta_0, \mathbf{X}, \mathbf{t}), S_j) \in \mathcal{D}(\delta_0)$ s.t. $\sigma \in S_j$, $N(\mathcal{D}, G, C, \sigma) = \rho'$ where ρ' is $\rho_j(\delta_0, \mathbf{X}, \sigma(\mathbf{t}) \downarrow_\omega)$ after the replacement of labeled axioms by the appropriate ρ_p .
- Otherwise for $(\rho_j(\delta_0, \mathbf{X}, \mathbf{t}), S_j) \in \mathcal{D}(\delta_0)$ s.t. $\sigma \in S_j$, $N(\mathcal{D}, G, C, \sigma) = \rho_j(\delta_0, \mathbf{X}, \sigma(\mathbf{t}) \downarrow_\omega)$.

Theorem 3. Let \mathcal{D} be a well-formed proof schema, $G \in \mathcal{G}^*(\mathcal{A}_\Delta, \mathcal{S})$ s.t. $G \models \mathcal{D}$, $C \in G$ s.t. $C \models \mathcal{D}(\delta_0)$, and $\sigma \in \mathcal{S}$. Then $N(\mathcal{D}, G, C, \sigma)$ is a RPL_0^Ψ derivation.

Proof. Follows directly from Theorem 2.

Example 13. The associated call graph for the refutation schema of Example 12 is $\mathcal{G} = \{C_1, C_2\}$, where

$$C_1 = \left\{ \begin{array}{l} (\{(\delta_0, n, m), (\delta_1, 1, p(n), m)\}, S_1) \\ (\{(\delta_0, n, m)\}, S_2) \end{array} \right\}$$

$$C_2 = \left\{ \begin{array}{l} (\{(\delta_1, k, n, m), (\delta_1, s(k), p(n), m)\}, S_1) \\ (\{(\delta_1, k, n, m)\}, S_2) \end{array} \right\}$$

and $S_1 = \{\sigma \in \mathcal{S} \ \& \ \sigma(n) \downarrow_\omega > 0\}$ and $S_2 = \{\sigma \in \mathcal{S} \ \& \ \sigma(n) \downarrow_\omega = 0\}$. Furthermore, $C_1 \models \mathcal{D}(\delta_0)$, $C_2 \models \mathcal{D}(\delta_1)$, and thus $\mathcal{G} \models \mathcal{D}(\delta_0) \cup \mathcal{D}(\delta_1)$.

For normal, regular and well-formed RPL_0^Ψ schemata we can define a unification schema.

Definition 30 (unification schema). Let \mathcal{D} be a normal, regular and well-formed RPL_0^Ψ schema, $G \in \mathcal{G}^*(\mathcal{A}_\Delta, \mathcal{S})$ s.t. $G \models \mathcal{D}$, $C \in G$ s.t. $C \models \mathcal{D}(\delta_0)$ and $\sigma \in \mathcal{S}$. We define the unification schema $\Theta(\mathcal{D})$ of \mathcal{D} inductively by constructing $\Theta(\pi)$ for the derivations π in \mathcal{D} following the call graph:

As $C \models \mathcal{D}(\delta)$ for a $\delta \in \mathcal{D}$, for every $\sigma \in \mathcal{S}$ there exists a unique $1 \leq j \leq k_\delta$ s.t. $[C]\sigma = (\delta, \sigma(\mathbf{t}) \downarrow_\omega)$ and for each label (δ', \mathbf{s}) occurring in $\rho_j(\delta, \mathbf{X}, \mathbf{t})$, $(\delta', \sigma(\mathbf{s}) \downarrow_\omega) \in C(\sigma)$. Let θ_δ be a global s -unifier of $\rho_j(\delta, \mathbf{X}, \mathbf{t})$.

Now we consider each label (δ', \mathbf{s}) occurring in $\rho_j(\delta, \mathbf{X}, \mathbf{t})$:

For each $p\sigma \in C(\sigma)$ s.t. $p\sigma \neq [C]\sigma$ and $C \models \mathcal{D}(\delta)$, we find a $C' \in \mathcal{G}$ s.t. $[C']\theta = p\sigma$ and $C' \models \mathcal{D}(\delta')$. Then for every $\sigma \in \mathcal{S}$ there exists a unique $1 \leq j \leq k_{\delta'}$ s.t. $[C]\sigma = (\delta', \sigma(\mathbf{t}) \downarrow_\omega)$ and for each label (δ'', \mathbf{s}) occurring in $\rho_j(\delta', \mathbf{X}, \mathbf{t})$, $(\delta'', \sigma(\mathbf{s}) \downarrow_\omega) \in C(\sigma)$. Let $\theta_{\delta'}$ be a global s -unifier of $\rho_j(\delta', \mathbf{X}, \mathbf{t})$.

Let $\delta_1, \dots, \delta_\alpha$ be the labels occurring in $\rho_j(\delta, \mathbf{X}, \mathbf{t})$ and $\theta_{\delta_1}, \dots, \theta_{\delta_\alpha}$ the global s -unifier of $\rho_{j_1}(\delta_1, \mathbf{X}, \mathbf{t}_1), \dots, \rho_{j_\alpha}(\delta_\alpha, \mathbf{X}, \mathbf{t}_\alpha)$. Then

$$\Theta(\rho_j(\delta, \mathbf{X}, \mathbf{t})) = \theta_\delta \oplus \Theta(\rho_{j_1}(\delta_1, \mathbf{X}, \mathbf{t}_1)) \vartheta_1 \theta_{\delta_1} \theta_\delta \oplus \dots \oplus \Theta(\rho_{j_\alpha}(\delta_\alpha, \mathbf{X}, \mathbf{t}_\alpha)) \vartheta_\alpha \theta_{\delta_\alpha} \theta_\delta,$$

Example 15. Concerning δ_1 , we make the following abbreviations

$$\begin{aligned}
S_1 &\equiv \neg E(X_3(s(n)), s(n)) \vee \neg E(g(X_3(s(n))), s(n)) \\
S_2 &\equiv \neg L(X_4(s(n)), s(n)) \vee E(X_4(s(n)), n) \vee L(X_4(s(n)), n) \\
S_3 &\equiv \neg L(g(X_5(s(n))), s(n)) \vee E(g(X_5(s(n))), n) \vee L(X_5(s(n)), n) \\
T_1 &\equiv E(g(X_1(k)), s(k)) \vdash L(g(X_1(k)), s(k)) \\
T_2 &\equiv E(X_2(k), s(k)) \vdash L(X_2(k), s(k))
\end{aligned}$$

thus, allowing us to define $\rho_b(\delta_1, \mathbf{X}, n, k)$:

$$\frac{\frac{(Ax) \quad \vdash \hat{F}_1(\mathbf{X}, s(k))}{\vdash T_1 \wedge T_2 \wedge \hat{F}_2(\mathbf{X}, s(k))} \quad \frac{B\hat{F}_i r}{\wedge : r_1}}{\vdash T_1} \quad \vee : r}{\vdash E(g(X_1(s(k))), s(k)), L(X_1(s(k)), s(k))} \quad (1)$$

$$\frac{\frac{\frac{(\delta_3, p(n), s(k)) \quad \vdash \hat{F}_2(\mathbf{X}, s(k))}{\vdash S_1 \wedge S_2 \wedge S_3 \wedge \hat{F}_2(\mathbf{X}, k)} \quad \frac{B\hat{F}_i r}{\wedge : r_1}}{\vdash S_1} \quad \vee : r}{\frac{\frac{\vdash \neg E(X_3(s(k)), s(k)), \neg E(g(X_3(s(k))), s(k))}{E(X_3(s(k)), s(k)) \vdash \neg E(g(X_3(s(k))), s(k))} \quad \neg : l}{E(X_3(s(k)), s(k)), E(g(X_3(s(k))), s(k)) \vdash} \quad \neg : l}{E(g(X_1(k)), s(k)) \vdash L(g(X_1(k)), s(k))} \quad \text{res} \left\{ \begin{array}{l} X_1(s(k)) \leftarrow g(X_1(k)), \\ X_3(s(k)) \leftarrow g(X_1(k)) \end{array} \right\}} \quad (2)$$

$$\frac{\frac{\frac{(Ax) \quad \vdash \hat{F}_1(\mathbf{X}, s(k))}{\vdash T_1 \wedge T_2 \wedge \hat{F}_2(\mathbf{X}, s(k))} \quad \frac{B\hat{F}_i r}{\wedge : r_*}}{\vdash T_2} \quad \vee : r}{\frac{\vdash E(X_2(s(k)), s(k)), L(X_2(s(k)), s(k))}{\vdash L(g(X_1(k)), s(k)), L(g(X_1(k)), s(k))} \quad (2) \quad \text{res} \{X_2(s(k)) \leftarrow g(X_1(k))\}} \quad \frac{}{\vdash L(g(X_1(k)), s(k))} \quad c : r}{\vdash L(g(X_1(k)), s(k))} \quad (3)$$

$$\frac{\frac{\frac{(\delta_3, p(n), s(k)) \quad \vdash \hat{F}_2(\mathbf{X}, s(k))}{\vdash S_1 \wedge S_2 \wedge S_3 \wedge \hat{F}_2(\mathbf{X}, k)} \quad \frac{B\hat{F}_i r}{\wedge : r_*}}{\vdash S_3} \quad \vee : r}{\frac{\vdash \neg L(g(X_5(s(k))), s(k)), E(g(X_5(s(k))), k) \vee L(X_5(s(k)), k)}{\vdash \neg L(g(X_5(s(k))), s(k)), E(g(X_5(s(k))), k), L(X_5(s(k)), k)} \quad \vee : r}{\frac{\vdash \neg L(g(X_5(s(k))), s(k)), E(g(X_5(s(k))), k), L(X_5(s(k)), k)}{\vdash L(g(X_5(s(k))), s(k)) \vdash E(g(X_5(s(k))), k), L(X_5(s(k)), k)} \quad \neg : l}{\vdash E(g(X_1(k)), k), L(X_1(k), k)} \quad \text{res} \{X_5(s(k)) \leftarrow X_1(k)\}} \quad (3)$$

and $\rho_s(\delta_1, \mathbf{X}, n, k)$:

$$\frac{\frac{\frac{(\delta_3, p(n), s(k))}{\vdash \hat{F}_2(\mathbf{X}, s(k))} \quad B\hat{F}_i r}{\vdash S_1 \wedge S_2 \wedge S_3 \wedge \hat{F}_2(\mathbf{X}, k)} \quad \wedge : r_1}{\vdash S_1} \quad \wedge : r_1}{\vdash \neg E(X_3(s(k)), s(k)), \neg E(g(X_3(s(k))), s(k))} \quad \vee : r$$

$$\frac{\frac{E(X_3(s(k)), s(k)) \vdash \neg E(g(X_3(s(k))), s(k))}{\vdash \neg E(X_3(s(k)), s(k)), \neg E(g(X_3(s(k))), s(k))} \quad \neg : l}{E(X_3(s(k)), s(k)), E(g(X_3(s(k))), s(k)) \vdash} \quad \neg : l$$

$$(0)$$

$$\frac{\frac{(\delta_1, p(n), s(k))}{\vdash E(g(X_1(s(k))), s(k)), L(X_1(s(k))), s(k))} \quad (0)}{E(g(X_1(k)), s(k)) \vdash L(g(X_1(k)), s(k))} \quad res \left\{ \begin{array}{l} X_1(s(k)) \leftarrow X_1(k), \\ X_3(s(k)) \leftarrow X_1(k) \end{array} \right\}$$

$$(1)$$

$$\frac{\frac{(\delta_2, p(n), s(k))}{\vdash E(X_1(s(k)), s(k)), L(X_1(s(k))), s(k))} \quad (1)}{\vdash L(g(X_1(k)), s(k)), L(g(X_1(k)), s(k))} \quad res \{X_1(s(k)) \leftarrow X_1(k)\}$$

$$\vdash L(g(X_1(k)), s(k)) \quad c : r$$

$$(2)$$

$$\frac{\frac{\frac{(\delta_3, p(n), s(k))}{\vdash \hat{F}_2(\mathbf{X}, s(k))} \quad B\hat{F}_i r}{\vdash S_1 \wedge S_2 \wedge S_3 \wedge \hat{F}_2(\mathbf{X}, k)} \quad \wedge : r_*}{\vdash S_3} \quad \wedge : r_*$$

$$\frac{\frac{\frac{\vdash \neg L(g(X_5(s(k))), s(k)), E(g(X_5(s(k))), k) \vee L(X_5(s(k))), k)}{\vdash \neg L(g(X_5(s(k))), s(k)), E(g(X_5(s(k))), k), L(X_5(s(k))), k)} \quad \vee : r}{\vdash \neg L(g(X_5(s(k))), s(k)), E(g(X_5(s(k))), k), L(X_5(s(k))), k)} \quad \vee : r}{L(g(X_5(s(k))), s(k)) \vdash E(g(X_5(s(k))), k), L(X_5(s(k))), k)} \quad \neg : l$$

$$(2) \quad \vdash E(g(X_1(k)), k), L(X_1(k), k) \quad res \{X_5(s(k)) \leftarrow X_1(k)\}$$

and thus, $\mathcal{D}(\delta_1) = (\rho_b(\delta_1, \mathbf{X}, n, k), \rho_s(\delta_1, \mathbf{X}, n, k), \vdash E(g(X_1(k)), k), L(X_1(k), k))$.

Example 16. Concerning δ_2 we define $\rho_b(\delta_2, \mathbf{X}, n, k)$ as:

$$\frac{\frac{\frac{(Ax)}{\vdash \hat{F}_1(\mathbf{X}, s(k))} \quad B\hat{F}_i r}{\vdash T_1 \wedge T_2 \wedge \hat{F}_2(\mathbf{X}, s(k))} \quad \wedge : r_1}{\vdash T_1} \quad \wedge : r_1}{\vdash E(g(X_1(s(k))), s(k)), L(X_1(s(k))), s(k))} \quad \vee : r$$

$$(1)$$

$$\begin{array}{c}
(\delta_3, p(n), s(k)) \\
\vdash \hat{F}_2(\mathbf{X}, s(k)) \\
\hline
\vdash S_1 \wedge S_2 \wedge S_3 \wedge \hat{F}_2(\mathbf{X}, k) \quad B\hat{F}_i r \\
\vdash S_1 \quad \wedge : r_1 \\
\hline
\vdash \neg E(X_3(s(k)), s(k)), \neg E(g(X_3(s(k))), s(k)) \quad \vee : r \\
\frac{E(X_3(s(k)), s(k)) \vdash \neg E(g(X_3(s(k))), s(k))}{E(X_3(s(k)), s(k)), E(g(X_3(s(k))), s(k))} \neg : l \\
\hline
(1) \quad \frac{E(X_3(s(k)), s(k)), E(g(X_3(s(k))), s(k)) \vdash}{E(X_2(k), s(k)) \vdash L(X_2(k), s(k))} \neg : l \quad \text{res} \left\{ \begin{array}{l} X_1(s(k)) \leftarrow X_2(k), \\ X_3(s(k)) \leftarrow X_2(k) \end{array} \right\} \\
(2)
\end{array}$$

$$\begin{array}{c}
(Ax) \\
\vdash \hat{F}_1(\mathbf{X}, s(k)) \\
\hline
\vdash T_1 \wedge T_2 \wedge \hat{F}_2(\mathbf{X}, s(k)) \quad B\hat{F}_i r \\
\vdash T_2 \quad \wedge : r_* \\
\hline
\vdash E(X_2(s(k)), s(k)), L(X_2(s(k)), s(k)) \quad \vee : r \quad (2) \\
\hline
\vdash L(X_2(k), s(k)), L(X_2(k), s(k)) \quad c : r \\
\vdash L(X_2(k), s(k)) \\
(3)
\end{array} \quad \text{res} \{ X_2(s(k)) \leftarrow X_2(k) \}$$

$$\begin{array}{c}
(\delta_3, p(n), s(k)) \\
\vdash \hat{F}_2(\mathbf{X}, s(k)) \\
\hline
\vdash S_1 \wedge S_2 \wedge S_3 \wedge \hat{F}_2(\mathbf{X}, k) \quad B\hat{F}_i r \\
\vdash S_2 \quad \wedge : r_2 \\
\hline
\vdash \neg L(X_4(s(k)), s(k)), E(X_4(s(k)), k) \vee L(X_4(s(k)), k) \quad \vee : r \\
\vdash \neg L(X_4(s(k)), s(k)), E(X_4(s(k)), k), L(X_4(s(k)), k) \quad \vee : r \\
\hline
(3) \quad \frac{L(X_4(s(k)), s(k)) \vdash E(g(X_4(s(k)), k), L(X_4(s(k)), k))}{\vdash E(X_2(k), k), L(X_2(k), k)} \neg : l \quad \text{res} \{ X_4(s(k)) \leftarrow X_2(k) \}
\end{array}$$

and $\rho_s(\delta_2, \mathbf{X}, n, k)$ as:

$$\begin{array}{c}
(\delta_3, p(n), s(k)) \\
\vdash \hat{F}_2(\mathbf{X}, s(k)) \\
\hline
\vdash S_1 \wedge S_2 \wedge S_3 \wedge \hat{F}_2(\mathbf{X}, k) \quad B\hat{F}_i r \\
\vdash S_1 \quad \wedge : r_1 \\
\hline
\vdash \neg E(X_3(s(k)), s(k)), \neg E(g(X_3(s(k))), s(k)) \quad \vee : r \\
\frac{E(X_3(s(k)), s(k)) \vdash \neg E(g(X_3(s(k))), s(k))}{E(X_3(s(k)), s(k)), E(g(X_3(s(k))), s(k))} \neg : l \\
\hline
(0)
\end{array}$$

$$\begin{array}{c}
(\delta_1, p(n), s(k)) \\
\vdash E(g(X_1(s(k))), s(k)), L(X_1(s(k)), s(k)) \quad (0) \\
\hline
E(X_2(k), s(k)) \vdash L(X_2(k), s(k)) \quad \text{res} \left\{ \begin{array}{l} X_1(s(k)) \leftarrow X_2(k), \\ X_3(s(k)) \leftarrow X_2(k) \end{array} \right\} \\
(1)
\end{array}$$

$$\begin{array}{c}
\frac{(\delta_2, p(n), s(k))}{\frac{\vdash E(X_1(s(k)), s(k)), L(X_1(s(k)), s(k))}{\vdash L(X_2(k), s(k)), L(X_2(k), s(k))} (1) \text{ } res\{X_1(s(k)) \leftarrow X_2(k)\}}{\vdash L(X_2(k), s(k))} c : r \\
(2) \\
\frac{(\delta_3, p(n), s(k))}{\frac{\vdash \hat{F}_2(\mathbf{X}, s(k))}{\vdash S_1 \wedge S_2 \wedge S_3 \wedge \hat{F}_2(\mathbf{X}, k)} B\hat{F}_i r}{\vdash S_2} \wedge : r_* \\
\frac{\frac{\frac{\vdash \neg L(g(X_4(s(k))), s(k)), E(g(X_4(s(k))), k) \vee L(X_4(s(k)), k)}{\vdash \neg L(g(X_4(s(k))), s(k)), E(g(X_4(s(k))), k), L(X_4(s(k)), k)} \vee : r}{\vdash \neg L(g(X_4(s(k))), s(k)), E(g(X_4(s(k))), k), L(X_4(s(k)), k)} \neg : l}{(2) \frac{L(X_4(s(k)), s(k)) \vdash E(g(X_4(s(k))), k), L(X_4(s(k)), k)}{\vdash E(X_2(k), k), L(X_2(k), k)} res\{X_4(s(k)) \leftarrow X_2(k)\}}
\end{array}$$

and $\mathcal{D}(\delta_2) = (\rho_b(\delta_2, \mathbf{X}, n, k), \rho_s(\delta_2, \mathbf{X}, n, k), \vdash E(X_2(k), k), L(X_2(k), k))$.

Example 17. Concerning δ_3 we define $\rho_b(\delta_3, \mathbf{X}, n, k)$ and $\rho_s(\delta_3, \mathbf{X}, n, k)$ as:

$$\begin{array}{c}
(Ax) \\
\frac{\vdash \hat{F}_1(\mathbf{X}, s(k))}{\vdash T_1 \wedge T_2 \wedge \hat{F}_2(\mathbf{X}, s(k))} B\hat{F}_i r \\
\frac{\vdash T_1 \wedge T_2 \wedge \hat{F}_2(\mathbf{X}, s(k))}{\hat{F}_2(\mathbf{X}, s(k))} \wedge : r \\
(\delta_3, p(n), s(k)) \\
\frac{\vdash \hat{F}_2(\mathbf{X}, s(k))}{\vdash S_1 \wedge S_2 \wedge S_3 \wedge \hat{F}_2(\mathbf{X}, k)} B\hat{F}_i r \\
\frac{\vdash S_1 \wedge S_2 \wedge S_3 \wedge \hat{F}_2(\mathbf{X}, k)}{\vdash \hat{F}_2(\mathbf{X}, k)} \wedge : r
\end{array}$$

$\mathcal{D}(\delta_3) = (\rho_b(\delta_3, \mathbf{X}, n, k), \rho_s(\delta_3, \mathbf{X}, n, k), \vdash \hat{F}_2(\mathbf{X}, k))$. The refutation schema $D^{sma} = \mathcal{D}(\delta_0) \cup \mathcal{D}(\delta_1) \cup \mathcal{D}(\delta_2) \cup \mathcal{D}(\delta_3)$.

The definition of a proof schema is very general and without further conditions, the schema does not evaluate to RPL_0 deductions under (all) parameter assignments. Some proof symbols may never be reached from δ_0 by calls. To ensure evaluation we need to connect the *call graph* to the labels in \mathcal{D} .

Definition 31. Let $\mathcal{D}(\delta)$ be as defined in Definition 25 and $C \in \mathcal{C}^*(\mathcal{A}_\Delta, \mathcal{S})$. We say that $C \models \mathcal{D}(\delta)$ if for every $\sigma \in \mathcal{S}$, there exists a unique $1 \leq j \leq k_\delta$ s.t. $[C]\sigma = (\delta, \sigma(\mathbf{t}) \downarrow_\omega)$ and for each label (δ', \mathbf{s}) occurring in $\rho_j(\delta, \mathbf{X}, \mathbf{t})$, $(\delta', \sigma(\mathbf{s}) \downarrow_\omega) \in C(\sigma)$.

Definition 32. Let \mathcal{D} be as defined in Definition 25 and $G \in \mathcal{G}^*(\mathcal{A}_\Delta, \mathcal{S})$. We say that $G \models \mathcal{D}$ if for each $C \in G$ there exists a unique $\delta \in \Delta^*$ s.t. $C \models \mathcal{D}(\delta)$ and $|\Delta^*| = |G|$. We refer to such proof schema as well-formed.

Example 18. Let us consider the call graph $\mathcal{G} = \{C_1, C_2, C_3, C_4\}$, where

$$\begin{aligned}
C_1 &= \left\{ \left(\left\{ \begin{array}{l} (\delta_0, n), (\delta_1, p(n), s(0)), \\ (\delta_2, p(n), s(0)), (\delta_3, n, 0) \end{array} \right\}, S_1 \right) \right. \\
&\quad \left. \left(\{(\delta_0, n)\}, S_2 \right) \right\} \\
C_2 &= \left\{ \left(\left\{ \begin{array}{l} (\delta_1, n, k), (\delta_1, p(n), s(k)), \\ (\delta_2, p(n), s(k)), (\delta_3, p(n), s(k)) \end{array} \right\}, S_1 \right) \right. \\
&\quad \left. \left(\{(\delta_1, n, k), (\delta_3, p(n), s(k))\}, S_2 \right) \right\} \\
C_3 &= \left\{ \left(\left\{ \begin{array}{l} (\delta_2, n, k), (\delta_1, p(n), s(k)), \\ (\delta_2, p(n), s(k)), (\delta_3, p(n), s(k)) \end{array} \right\}, S_1 \right) \right. \\
&\quad \left. \left(\{(\delta_2, n, k), (\delta_3, p(n), s(k))\}, S_2 \right) \right\} \\
C_4 &= \left\{ \left(\{(\delta_3, n, k), (\delta_3, p(n), s(k))\}, S_1 \right) \right. \\
&\quad \left. \left(\{(\delta_3, n, k)\}, S_2 \right) \right\}
\end{aligned}$$

and $S_1 = \{\sigma \in \mathcal{S} \ \& \ \sigma(n) \downarrow_\omega > 0\}$ and $S_2 = \{\sigma \in \mathcal{S} \ \& \ \sigma(n) \downarrow_\omega = 0\}$. Furthermore, $C_1 \models \mathcal{D}(\delta_0)$, $C_2 \models \mathcal{D}(\delta_1)$, $C_3 \models \mathcal{D}(\delta_2)$, and $C_4 \models \mathcal{D}(\delta_3)$, and thus $\mathcal{G} \models \mathcal{D}^{sma}$.

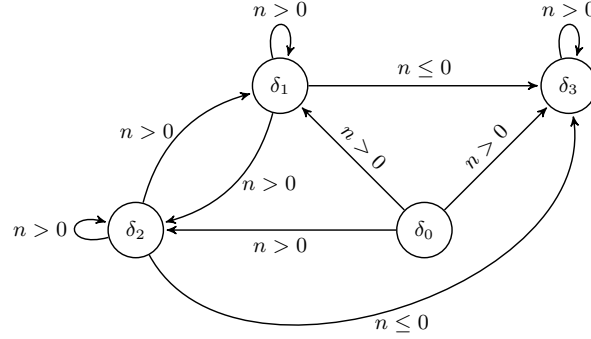


Fig. 2. Call graph from Example 18. When $n = 0$ one of the four basecases is reached.

Definition 33. Let \mathcal{D} be a well-formed proof schema, $G \in \mathcal{G}^*(\mathcal{A}_\Delta, \mathcal{S})$ s.t. $G \models \mathcal{D}$, $C \in G$ s.t. $C \models \mathcal{D}(\delta_0)$ and $\sigma \in \mathcal{S}$. Then the normalization of \mathcal{D} is $N(\mathcal{D}, G, C, \sigma)$:

- For each $p\sigma \in C(\sigma)$ s.t. $p\sigma \neq [C]\sigma$ and $C \models \mathcal{D}(\delta)$, we find a $C' \in \mathcal{G}$ s.t. $[C']\theta = p\sigma$ and $C' \models \mathcal{D}(\delta')$ and compute $N(\mathcal{D}, \mathcal{G}, C', \theta)$. Then for $1 \leq j \leq k_\delta$ s.t. $[C]\sigma = (\delta, \sigma(\mathbf{t}) \downarrow_\omega)$, $N(\mathcal{D}, G, C, \sigma) = \rho'$ where ρ' is $\rho_j(\delta, \mathbf{X}, \sigma(\mathbf{t}) \downarrow_\omega)$ after replacing all labelled axioms by the normalizations $N(\mathcal{G}, C', \theta)$.
- If $C(\sigma) = \{[C]\sigma\}$ s.t. $C \models \mathcal{D}(\delta)$, then for $1 \leq j \leq k_\delta$ s.t. $[C]\sigma = (\delta, \sigma(\mathbf{t}) \downarrow_\omega)$, $N(\mathcal{D}, G, C, \sigma) = \rho(\delta, \mathbf{X}, \sigma(\mathbf{t}) \downarrow_\omega)$.

Theorem 4. *Let \mathcal{D} be a well-formed proof schema, $G \in \mathcal{G}^*(\mathcal{A}_\Delta, \mathcal{S})$ s.t. $G \models \mathcal{D}$, $C \in G$ s.t. $C \models \mathcal{D}(\delta_0)$, and $\sigma \in \mathcal{S}$. Then $N(\mathcal{D}, G, C, \sigma)$ is a RPL_0^Ψ derivation.*

Proof. Follows directly from Theorem 2.

6 Future Work and Applications

The initial intention of this research was to develop a schematic resolution calculus and thus allowing interactive proof analysis using CERES-like methods [2] in the presence of induction. More precisely, the resolution calculus introduced in this work will provide the basis for a schematic CERES method more expressive than the methods proposed in [7,9]. As already indicated, the key to proof analysis using CERES lies in the fact that it provides a bridge between automated deduction and proof theory. In the schematic setting a bridge has been provided [7,9], and the formalism presented here provides a setting to study automated theorem proving for schematic first-order logic.

Our recursive semantics (Section 4) separates local resolution derivations from the global “shape” of the refutation, an essential characteristic of induction. While constructing a recursive resolution refutation for a recursive formula is undecidable, it is not clear whether the problem remains undecidable when the call graph is fixed. In other words, we may instead ask: “*Is providing a recursive resolution refutation, with respect to a given call graph, for recursive formulas undecidable?*” The answer to this question is not so clear in that it depends on the resolution calculus itself as well as the associated unification problem. Both concepts are developed in this paper.

Concerning the resolution calculus presented in Section 3, both the Andrew’s calculus-like sequent rules and the introduction of global variables provide the necessary extensions to resolution accommodating the recursive nature of our formula. The unification problem discussed in Section 2 has not been addressed so far, and furthermore it may have interesting decidable fragments impacting schematic proof analysis as well as other fields.

Overall, the avenues we leave for future investigations provide ample opportunities for studying schematic theorem proving.

References

1. Andrews, P.B.: Resolution in type theory. *J. Symb. Log.* **36**(3), 414–432 (1971)
2. Baaz, M., Hetzl, S., Leitsch, A., Richter, C., Spohr, H.: Ceres: An analysis of Fürstenberg’s proof of the infinity of primes. *Theoretical Computer Science* **403**(2-3), 160–175 (Aug 2008). <https://doi.org/10.1016/j.tcs.2008.02.043>, <http://dx.doi.org/10.1016/j.tcs.2008.02.043>
3. Baaz, M., Leitsch, A.: Cut-elimination and redundancy-elimination by resolution. *Journal of Symbolic Computation* **29**, 149–176 (2000)
4. Brotherston, J.: Cyclic proofs for first-order logic with inductive definitions. In: *Tableaux’05, Lecture Notes in Comp. Sci.*, vol. 3702, pp. 78–92 (2005)

5. Brotherston, J., Simpson, A.: Sequent calculi for induction and infinite descent. *Journal of Logic and Computation* **21**(6), 1177–1216 (2010)
6. Cerna, D.M., Leitsch, A.: Schematic cut elimination and the ordered pigeonhole principle. In: *Automated Reasoning - 8th International Joint Conference, IJCAR 2016, Coimbra, Portugal, June 27 - July 2, 2016, Proceedings*. pp. 241–256 (2016), peer Reviewed
7. Dunchev, C., Leitsch, A., Rukhaia, M., Weller, D.: Cut-elimination and proof schemata. In: *TbiLLC. Lecture Notes in Computer Science*, vol. 8984, pp. 117–136. Springer (2013)
8. Hetzl, S., Leitsch, A., Weller, D., Paleo, B.W.: Herbrand sequent extraction. In: *Intelligent Computer Mathematics*. pp. 462–477. Springer (2008)
9. Leitsch, A., Peltier, N., Weller, D.: CERES for first-order schemata. *J. Log. Comput.* **27**(7), 1897–1954 (2017). <https://doi.org/10.1093/logcom/exx003>, <https://doi.org/10.1093/logcom/exx003>
10. McDowell, R., Miller, D.: Cut-elimination for a logic with definitions and induction. *Theoretical Computer Science* **232** (1997)
11. Schnorr, C.: *Rekursive Funktionen und ihre Komplexität*. B. G. Teubner Stuttgart (1974)
12. Takeuti, G.: *Proof Theory, Studies in logic and the foundations of mathematics*, vol. 81. American Elsevier Pub. (1975)