

ZMCintegral: a Package for Multi-Dimensional Monte Carlo Integration on Multi-GPUs

Hong-zhong Wu¹, Jun-jie Zhang¹, Long-gang Pang^{2,3}, Qun Wang¹

June 13, 2022

¹Department of Modern Physics, University of Science and Technology of China

²Physics Department, University of California, Berkeley, CA 94720, USA and

³Nuclear Science Division, Lawrence Berkeley National Laboratory, Berkeley, CA 94720, USA

Abstract

We have developed a Python package ZMCintegral for multi-dimensional Monte Carlo integration on multiple Graphics Processing Units(GPUs). The package employs a stratified sampling and heuristic tree search algorithm. We have built two versions of this package: one with Tensorflow and another with Numba, both support general user defined functions with a user-friendly interface. We have demonstrated that Tensorflow and Numba help inexperienced scientific researchers to parallelize their programs on multiple GPUs with little work. The performance of ZMCintegral in terms of precision and speed is compared with that of VEGAS for two typical integrands, a 6-dimensional oscillating function and a 9-dimensional Gaussian function. The results show that the speed of ZMCintegral is much faster than VEGAS at a given precision. The algorithm is scalable since the speed of integration is almost linearly proportional to the number of being used GPUs.

Program summary

Program Title: ZMCintegral

Licensing provisions: Apache License Version, 2.0(Apache-2.0)

Programming language: Python

Supplementary material: <https://github.com/Letianwu/ZMCintegral.git>

External routines/libraries: Tensorflow, Numba

Nature of problem: Easy to use python package for Multidimensional-multi-GPU Monte Carlo integration

Solution method: Stratified sampling and heuristic tree search using multiple GPUs

1 Introduction

Integration of functions in high-dimensional space are frequently encountered in computing physics, e.g., integrals over many-body phase space to compute the total cross sections of multiple particle production in high energy physics are important and time consuming. Due to the curse of dimensionality and the often ill-behaved integrands, standard quadrature formulae are not feasible. Instead, Monte Carlo algorithms are widely used.

The Monte Carlo method for integration usually requires large sample points: the calculation precision increases with the number of sample points. One of the most popular Monte Carlo algorithm for integration is VEGAS [1], where the methods of the important sampling and adaptive stratified sampling are applied and implemented on CPU with user-friendly interface. However, as dimensionality increases, both the computing time for integrand and the required number of samples increases to achieve sufficient precision. It is proposed in Ref. [2] to implement the VEGAS algorithm on multi-CPU's using a semi-micro-parallelization method. The VEGAS algorithm is combined with an adaptive multi-channel sampling method in Ref. [3] to improve the accuracy for some typical integrals, without introducing much longer computing time. GPUs originally designed for accelerating high quality computer video games are proved to be very good at single instruction multiple data parallelization, where simple computation kernels are executed in parallel on thousands of processing elements/threads that a single GPU of personal computer would have today. gVEGAS [4], which parallelized VEGAS on GPU using CUDA [5], brought ≈ 50 times performance boost compared to the CPU version. In the same paper, a program called BASES [6] which deals with integration of singular functions is parallelized on GPU as gBASES by KEK (The High Energy Accelerator Research Organization in Japan). However, both gVEGAS and gBASES have no ability to run in multi-GPU devices, and no easy-to-use API has been released. Foam [7], another platform for Monte Carlo integration, based on dividing the integration domain into small cells, is also popular, but lacks an official release of GPU supported version. Recently, an improved method using Boosted Decision Trees and Generative Deep Neural Networks suggested an advanced importance-sampling algorithm for Monte Carlo integration [8].

In this paper we propose an easy-to-use python package, ZMCintegral, for multi-dimensional Monte Carlo integration on multi-GPU devices. The source codes and manual can be found in Ref. [9]. It uses both stratified sampling and heuristic tree search to do Monte Carlo integration in each cell of integration domain. Speed and accuracy are both of our concern. It usually takes about a few minutes to finish the evaluation and outputs an integral result with an estimated standard deviation. The algorithm is highly scalable as its speed is almost linearly proportional to the number of GPUs being used.

Different from VEGAS or Foam, we build two versions of ZMCintegral on multi-GPU's, one based on Tensorflow eager mode [10][11][12], another based on Numba [13]. The Tensorflow version wrapped difficulties and complexities of multi-GPU parallelization, such as correctly handle the CPU-GPU data trans-

fer, the synchronization, and dealing with the difference between global, local and private memories of GPUs, deeply under beneath Google Tensorflow, which is a python library developed originally for machine learning studies and provides easy-to-use Python function interfaces. We have demonstrated that this is a very good procedure for multi-GPUs parallelization of scientific programs, especially for inexperienced scientific researchers. The second version based on Numba is highly optimized and flexible at deep level of computing, which makes extremely high dimensional integration feasible in reasonable time. All the above features makes ZMCintegral an easy-to-use and high performance tool for multi-dimensional integration.

2 The structure of ZMCintegral

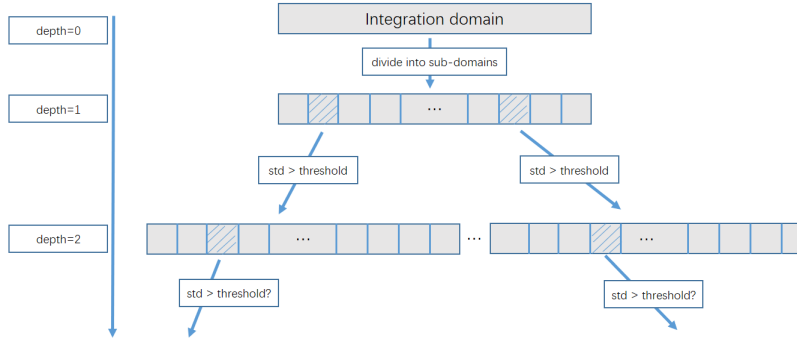
2.1 Stratified sampling and heuristic tree search

The whole integration domain is divided into k (k is an integer) equal sub-domains, with each sub-domain a hypercube of the same volume. Then the integral in each hypercube is calculated using the Monte Carlo method and the integration is repeated independently by n_1 times, to get n_1 independent integration values in each sub-domain. For each integration, the total number of sampled points is n_2^D , where n_2 is the number of points in each dimension and D is the dimension of the integration. If the number of sampled points is big enough, each of these n_1 integration values is a good approximation of the real value of the integration. The mean and standard deviation of these n_1 integration values are computed for all k sub-domains. For some of the sub-domains, the standard deviation of n_1 integration is larger than the threshold value (one hyper-parameter), indicating that the fluctuation is still too large and the integration precision is not sufficient. As a result, these sub-domains need to be recalculated by recursively being split into k new sub-domains.

For example, if the standard deviation in one sub-domain is larger than the threshold value, the integrand in that sub-domain may strongly fluctuate and the mean integration value should not be trusted, suggesting that the integration has to be recalculated with more accuracy. For those sub-domains whose standard deviations are lower than the threshold value, their mean integration values are accepted as the real values of the sub-domain integration. For those sub-domains whose integrations have to be recalculated, we divide each sub-domain further into k equal sub-sub-domains (depth 2). The same Monte Carlo calculation is applied to these sub-sub-domains to obtain a new list of integration values and corresponding standard deviations. Then a new threshold value is set to filter out those sub-sub-domains that need to be recalculated. This procedure continues until the standard deviations in all sub(-sub- \dots)-domains are lower than the threshold value or the maximal partition depth is reached. Here the partition depth is defined as the total number of layers the integration domain is divided. For example, if the partition depth is 1, the integration domain would only be divided once and sub-domains would not be further divided.

Finally the accepted integration values are collected in all sub-domains or sub(-sub- \dots)-domains to obtain the total integration value. At the same time, the standard deviations are collected to obtain the integration error. The algorithm is illustrated in Fig. 1.

Figure 1: The illustration of the algorithm in ZMCintegral. The integration domain is divided into sub-domains and a threshold value is set to filter out those sub-domains whose integration values are unstable and have to be recalculated. Those unstable sub-domains are further divided into sub-sub-domains and the integration in sub-sub-domains are calculated. The same procedure is continued until the integration values in all sub(-sub- \dots)-domains are accepted or the maximal partition depth is reached.



2.2 Usage of multi-GPUs

One major difficulty to implement multi-dimensional integrations on GPU with stratified method is the limit of graphic memory. The reason is that the random numbers generated to calculate the integral occupies huge memory. The cost of graphic memory increases linearly with the number of sub-domains. To solve this problem, we adopt two methods: the first one is to use multi-GPUs to avoid insufficient memory. The second one is to modify the way we deal with random numbers [14]: instead of producing the random numbers in batch and storing them in the graphic memory for later use in the calculation, we only produce the random number at the time of using it. For example, in calculating the integral in one sub-domain, we produce the random number and calculate the integral, and then iterate this produce-at-calculation process many times by the number of sample points in the sub-domain. The advantage of the produce-at-calculation method is that it allows very large number of sub-domains which improves the precision of the integration.

We have two implementations of ZMCintegral. One uses the functionality of TensorFlow on multi-GPU devices but without improving the treatment of random numbers. When the dimension of the integral is not very high, say,

between 4 and 10, the speed of the integration on multi-GPUs increases significantly. When the dimension of the integral is very high, e.g. larger than 16, it is not enough to use multi-GPU only. In this case, the second method of producing random numbers in real time becomes more efficient. This one is realized with Numba, a parallel computing package in python, on multi-GPUs. This produce-at-calculation process makes sampling huge number of points possible so that the integration precision is guaranteed, which is more advantageous than the TensorFlow version. The speed of calculation with the Numba version is as fast as the TensorFlow version.

2.3 Parameters

For different integrands and different dimensions of integration, we provide some parameters that can be adjusted by users. The typical hyper-parameters are: the times of the repeated integration in one sub-domain, the threshold value for the standard deviations in sub-domains — above which the sub-domain has to be recalculated, the maximal partition depth, and the number of GPUs that are used for the calculation. Other parameters include the number of sub-domains in one dimension, the number of sample points in one sub-domain in one dimension. The product of these two parameters are limited by the computing resources. In the TensorFlow version, it is preferred to increase the number of sample points in one sub-domain, while in the Numba version, it is preferred to increase the number of sub-domains.

3 Results and test of performance

The performance of ZMCintegral is compared with VEGAS for two typical functions: one is a violently oscillating function with 6 variables

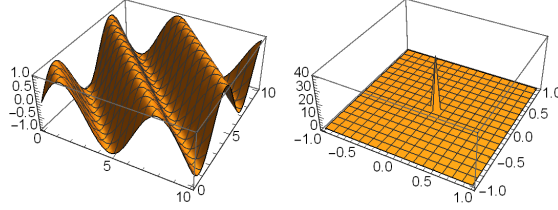
$$f_1 = \sin\left(\sum_{i=1}^6 x_i\right), \quad (1)$$

the other is a Gaussian function of 9 variables

$$f_2 = \frac{1}{(\sqrt{2\pi}\sigma)^9} \exp\left(-\frac{1}{2\sigma^2} \sum_{i=1}^9 x_i^2\right), \quad (2)$$

where $\sigma = 0.01$ and a high peak is located at $x_i = 0$ for $i = 1, \dots, 9$. The integration domains of f_1 and f_2 are chosen to be $\{x_i \in [0, 10], i = 1, \dots, 6\}$ and $\{x_i \in [-1, 1], i = 1, \dots, 9\}$ respectively. As an illustration of the oscillation behavior of f_1 and the high peak feature of f_2 , we plot the two functions with two variables in Fig. 2. We test ZMCintegral and VEGAS under the same hardware conditions: the GPU type is Nvidia Tesla K40m and the number of GPUs is 4.

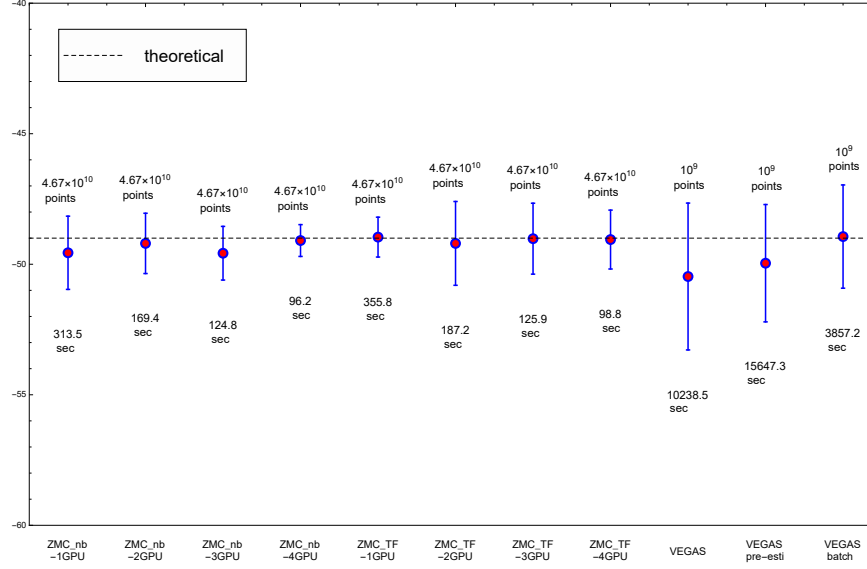
Figure 2: Schematic plot of f_1 and f_2 with two variables.



For the integral of f_1 , we use both the TensorFlow version and the Numba version of ZMCintegral to carry out the integration and compare the results to VEGAS. The parameters in the TensorFlow version are set to be the following values: the number of sub-domains in one dimension is 3, the sample points in one sub-domain in one dimension is 20, the times of repeated integrations in one sub-domain is 5, the maximal partition depth is 2, the multiplier factor of the threshold value for standard deviations is 5. The above parameters show that there are $20^6 \times 3^6 \approx 4.67 \times 10^{10}$ sample points for the 6-dimensional integration. In the Numba version, the parameters are set to be the following values: the number of sub-domains in one dimension is 6, the sample points in one sub-domain in one dimension is 10, the times of repeated integrations in one sub-domain is 5, the maximal partition depth is 2, and the multiplier factor of the threshold value for standard deviations is 5. The above parameters show that the number of sample points in the Numba version is same as the TensorFlow version but with more sub-domains and less sample points in one sub-domain. In VEGAS, we found that in order to obtain the integration value with accepted precision, the number of sample points must at least be 10^9 . We use three modes in the calculation: the first one with the iteration number being set to 10 and without discarding operation, the second one with the operation of discarding estimates from the initial several iteration steps before evaluation of the integral, the last one with both discarding operation and the batch mode [15].

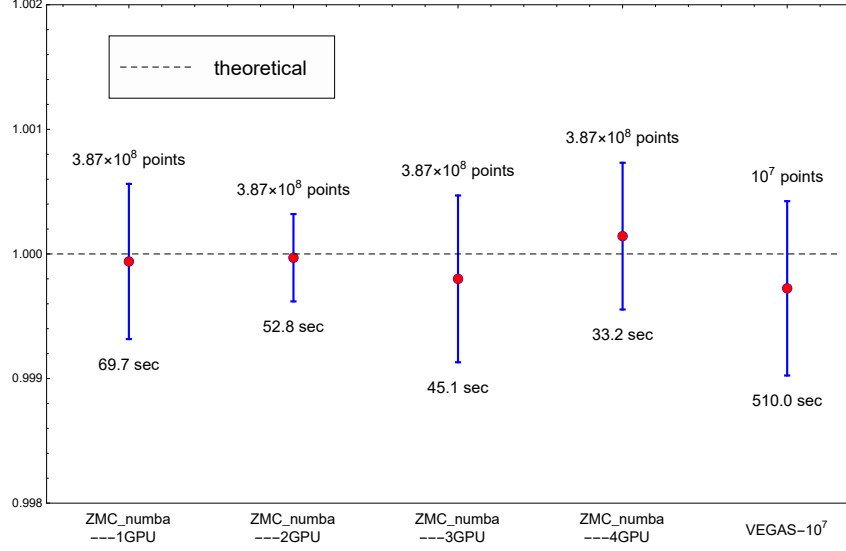
To compare the stability, timing and accuracy of ZMCintegral and VEGAS, we plot the results of 10 independent evaluations and the average time of consuming in Fig. 3.

Figure 3: Results for the integral of f_1 . Each data point is the average value of 10 independent evaluations. The data point from left to right: results from the Numba version on 1 GPU, 2 GPUs, 3 GPUs, and 4 GPUs, results from the TensorFlow version on 1 GPU, 2 GPUs, 3 GPUs, and 4 GPUs, the results from VEGAS with 10^9 sample points: without discarding operation, with 5 discarding operation, with 5 discarding operation and batch mode. The average calculation time is shown below each data point.



For the integral of f_2 , we compare the results of VEGAS and the Numba version. The parameters in ZMCintegral are: the number of sub-domains in one dimension is 3, the sample points in one sub-domain in one dimension is 3, the times of repeated integrations in one sub-domain is 5, the maximal partition depth is 4, and the multiplier factor of the threshold value for standard deviations is 5. The number of sample points is $3^9 \cdot 3^9 \approx 3.87 \times 10^8$. In VEGAS, the number of integrand evaluation per iteration is 10^7 so that the evaluation of the integral is in the lowest cost in the ensuring accuracy. The results are shown in Fig. 4.

Figure 4: Results for the integral of f_2 . Each data point is the average value of 10 independent evaluations. The data point from left to right: results from the Numba version on 1 GPU, 2 GPUs, 3 GPUs, and 4 GPUs, the result from VEGAS with 5 steps of discarding operation. The average calculation time is shown below each data point.



We make a few remarks about the results and performance of each package.

Under the given precision for the integral, ZMCintegral is much faster in speed than VEGAS. We see in Fig. 3 that for the f_1 integral with 6 variables, with the number of sample points in ZMCintegral being 46 times that in VEGAS, ZMCintegral is still 10-150 times faster than VEGAS. In the f_2 integral with 9 variables, the number of sample points in ZMCintegral is 38 times that in VEGAS, as shown in Fig. 4, the speed of ZMCintegral is 7-15 times that of VEGAS.

While VEGAS is much more efficient to put sample points in integration domains where the integrand fluctuates dramatically, the GPU backend ZMCintegral with stratified sampling method can put sample points in each sub-domain whose number is comparable to the number of points put into emphasized regions of VEGAS. Thanks to the use of heuristic tree search algorithm, ZMCintegral can put much more sample points in sub-domains with strong fluctuation than VEGAS. Furthermore ZMCintegral has a more appealing feature than VEGAS: the algorithm of ZMCintegral is scalable due to the fact that its speed is almost linearly proportional to the number of GPUs in usage. While VEGAS often needs a discarding operation process to ensure the reliability of the final result, ZMCintegral just needs an appropriate value of the maximal partition depth (usually between 2 and 4). In ZMCintegral, we indeed see the effect of the heuristic tree search which yields a more precise result than without the tree search.

A straight forward application of the Numba version of ZMCintegral is the calculation of the global polarization in heavy ion collisions. There we encounter an oscillating 10-dimensional integration involving three momenta of the two incoming and outgoing particles, where the incoming particles are wave-packets centered at \mathbf{p}_A and \mathbf{p}_B and the outgoing particles are plane waves with momenta \mathbf{p}_1 and \mathbf{p}_2 . With proper conservation laws the integration really involves $p_{1,x}, p_{1,y}, p_{1,z}, p_{2,x}, p_{2,y}, p_{2,z}, k_{A,y}, k_{A,z}, k'_{A,y}$ and $k'_{A,z}$, where \mathbf{k}_A and \mathbf{k}'_A are the quantum fluctuations about \mathbf{p}_A . The difficulty for this massive (containing several thousands terms) 10-dimensional integration mainly comes from two aspects. On the one hand, a sufficient number of sample points are required to cover all domains so that the oscillating details should not be smeared out. To be safe, we need around $15^{10} \approx 5.77 \times 10^{11}$ sample points, which is almost impossible for normal CPU algorithm. On the other hand, the complexity of the integrand requires a very flexible interface that all the condition checking, pattern matchings and special functions can be easily realized. This we have done with Numba language. The Numba version of ZMCintegral, with full support of the Numpy and Math packages, is a convenient choice.

4 Conclusion and Discussion

We propose a multi-GPU backend package for Monte Carlo integration using stratified sampling and heuristic tree search algorithm. The package has good performance for integration in large dimensions. As can be seen in our examples, the package is able to control both the time consumption and the accuracy, and it is tens to hundreds times as fast as the traditional CPU based VEGAS. ZMCintegral is really of great help for high dimension integrations in large scale scientific computation in terms of shortening the period of computing time from months to days.

Instead of manipulating GPU with CUDA directly in C++, we choose the state-of-art multi-GPU parallelization libraries Tensorflow and Numba to build ZMCintegral. Both Tensorflow and Numba are professional and widely used in the community and are easy to use with Python for non-experts.

Though ZMCintegral is able to handle integrations in dimensions up to 16 and even higher, we should also keep in mind its limitation for very high dimensions, for example, above 20. The difficulty lies in the sampling. It was reported by Pan in MIT China submit [16], that we are not even able to deal with 2^{80} numbers with all computational resources in the world within a year. So a general Monte Carlo integration based on large scale sampling for very high dimensions has a ceiling, in this case we may need other “renormalization” algorithms to reduce the dimension.

Acknowledgment.

HZW, JJZ and QW are supported in part by the Major State Basic Research Development Program (973 Program) in China under Grant No. 2015CB856902 and by the National Natural Science Foundation of China (NSFC) under Grant No. 11535012. LGP is supported by NSF under grant No. ACI-1550228 within the JETSCAPE Collaboration. The Computations are performed at the GPU servers of department of modern physics at USTC.

References

- [1] G. P. Lepage, A new algorithm for adaptive multidimensional integration, *Journal of Computational Physics* 27 (1978) 192-203.
- [2] R. Kreckel, Parallelization of adaptive MC integrators, *Computer Physics Communications* 106 (1997) 258-266.
- [3] T. Ohl, VEGAS revisited: Adaptive Monte Carlo integration beyond factorization, *Computer Physics Communications* 120 (1999) 13-19.
- [4] J. Kanzaki, Monte Carlo integration on GPU, *Eur. Phys. J. C* 71 (2011) 1559.
- [5] J. Nickolls, et al., *Queue - GPU Computing*, Volume 6 Issue 2 (2008) 40-53.
- [6] S. Kawabata, A new version of the multi-dimensional integration and event generation package BASES/SPRING, *Computer Physics Communications* 88 (1995) 309-326.
- [7] S. Jadach, Foam: A general-purpose cellular Monte Carlo event generator, *Computer Physics Communications* 152 (2003) 55-100.
- [8] Joshua Bendavid, Efficient Monte Carlo integration using boosted decision trees and generative deep neural networks, arXiv:1707.00028.
- [9] <https://github.com/Letianwu/ZMCintegral.git>
- [10] Martin Abadi, et, al., TensorFlow: A system for large-scale machine learning. 12th USENIX Symposium on Operating Systems Design and Implementation (OSDI 16), 265--283.
- [11] Martín Abadi, et, al., TensorFlow: Large-Scale Machine Learning on Heterogeneous Distributed Systems. <http://download.tensorflow.org/paper/whitepaper2015.pdf>
- [12] <https://www.tensorflow.org/guide/eager>
- [13] Siu Kwan Lam, Antoine Pitrou, Stanley Seibert, Numba: a LLVM-based Python JIT compiler, *Proceedings of the Second Workshop on the LLVM Compiler Infrastructure in HPC*, p.1-6, November 15-15, 2015, Austin, Texas

- [14] I. Deak, Uniform random number generators fo parallel computers, *Parallel Computing* 15 (1990) 155-164.
- [15] <https://vegas.readthedocs.io/en/latest/tutorial.html>
- [16] Jian-wei Pan, *The Quantum Computing: Present and Future*. 2018 MIT China Submit.