

Outis: Crypto-Assisted Differential Privacy on Untrusted Servers

Amrita Roy Chowdhury^{*1}, Chenghong Wang^{†2},
 Xi He^{‡3}, Ashwin Machanavajjhala^{§2}, and Somesh Jha^{¶1}

¹*Department of Computer Sciences, University of Wisconsin, Madison*

²*Department of Computer Science, Duke University*

³*Cheriton School of Computer Science, University of Waterloo*

Abstract

Differential privacy has steadily become the de-facto standard for achieving strong privacy guarantees in data analysis. It is typically implemented either in the “central” or “local” model. In the former, a trusted centralized server collects the records *in the clear* from the data owners and outputs differentially private statistics; while in the latter, the data owners individually randomize their inputs to ensure differential privacy. The local model has been popular as it dispenses with the need for a trusted data collector. This increased security in the local model, however, comes at the cost of strictly lower accuracy and restricted algorithmic expressibility for differentially private programs compared to the central model.

In this work, we propose, Outis, a system for differential privacy that (1) eliminates the need for a trusted data collector like in the local model, but still (2) achieves the accuracy guarantees and algorithmic expressibility of DP programs of the central model. Outis achieves the “best of both worlds” by employing two non-colluding untrusted servers that run differentially private programs on encrypted data from data owners. Outis supports a rich class of differentially private programs that can be written in terms of a small set of data transformation and differentially private measurement primitives. Further, we propose optimizations that speed up computation on encrypted data by leveraging the fact that the final output is differentially private. We demonstrate the feasibility of Outis for practical differentially private analysis on untrusted servers with an extensive empirical evaluation on real datasets.

Keywords- Differential Privacy, Crypto Service Provider, Linear Homomorphic Encryption, Secure Computation

*amrita@cs.wisc.edu

†chenghong.wang552@duke.edu

‡xihe@uwaterloo.ca

§ashwin@cs.duke.edu

¶jha@cs.wisc.edu

1 Introduction

There is a growing need for releasing aggregate properties from sensitive datasets in several domains including social science, healthcare, and advertising. Differentially private algorithms [26], whose outputs are insensitive to adding or removing a single row in the input dataset, have arisen as the gold standard for these situations. Differential privacy provides a provable and persuasive guarantee of privacy to individuals in a dataset, and has seen adoption by government [53, 69] and commercial organizations [30, 37, 58]. It is defined with respect to a privacy parameter $\epsilon > 0$ where lower the value of ϵ , greater is the privacy guaranteed.

Differential privacy (DP) is typically implemented in one of two models – *centralized differential privacy*, or CDP, and *local differential privacy*, or LDP. In CDP, data from individuals are collected and stored *in the clear* in a *trusted* centralized data curator. The trusted curator executes DP programs on the sensitive data and releases outputs to a mistrustful data analyst. A canonical algorithm in CDP is the Laplace mechanism where the curator releases the output of a function f by adding noise drawn from the Laplace distribution to hide the presence or absence of one row in the input database.

In LDP, there is no trusted centralized data curator. Rather, each individual perturbs their own data using a (local) differentially private algorithm. The data analyst has direct access to these perturbed data, and uses it to infer aggregate statistics of the datasets. A canonical LDP algorithm is the randomized response mechanism [73] where each data owner flips some of his/her input bits based on a coin toss to provide *plausible deniability* [26].

Recent deployments of DP in commercial organizations [30, 37] have preferred LDP over CDP. CDP’s assumption of a trusted server that stores data in the clear is ill-suited for many applications as it constitutes a single point of failure for data breaches, and saddles the trusted curator with legal and ethical obligations to keep the user data secure. For instance, Google Chrome uses the LDP model rather than CDP to detect changes in browser properties of its userbase as it does not want the legal burden of storing highly sensitive browser fingerprints in the clear on its servers [30].

However, LDP’s attractive security properties come with a utilitarian price tag. All DP algorithms ensure privacy by introducing noise into the computation. Under the CDP model, one can release an aggregate count over the dataset having n rows with an expected additive error of at most $\Theta(1/\epsilon)$ and ensure ϵ -DP (e.g., using the Laplace mechanism [26]). In contrast, under the LDP model, at least $\Omega(\sqrt{n}/\epsilon)$ additive error in expectation must be incurred by any ϵ -DP program for this task [11, 17, 25], owing to the individual coin tosses of each data owner [12, 30, 31, 70]. Thus, on a dataset with a billion individuals, properties that are common to a population as large as 30,000 individuals can be missed under LDP.

The LDP model imposes additional penalties in terms of the algorithmic expressibility. Kasiviswanathan et al. in [44] showed that the power of LDP is equivalent to that of the statistical query model [46] from learning theory and there exists an exponential separation between the accuracy and sample complexity of local and centralized DP algorithms. As a consequence, LDP requires enormous amounts of data to obtain reliable population statistics. Unsurprisingly, only large corporations like Google [30, 31, 12] and Apple [37] have attempted deploying LDP.

In this paper, we strive to bridge the gap between LDP and CDP. We propose, Outis, a new model for differential privacy that:

- never stores or computes on sensitive data in the clear, and still
- achieves the accuracy guarantees and algorithmic expressibility of the CDP model.

In Outis a single trusted data curator is replaced by a pair of untrusted but non-colluding servers – the Analytics Server (AS) and the Cryptographic Service Provider (CSP). The AS plays the role of data curator in CDP in executing the differentially private programs, but on *encrypted* data records. The CSP initializes and manages the cryptographic primitives, and collaborates with the AS when the DP program needs to generate outputs. Under the assumption that the AS and the CSP are semi-honest and do not collude (a common assumption in the cryptography-assisted computation literature [60, 59, 33, 48, 56, 34, 32]), Outis is designed to reveal no extra information beyond what can be learned by the release of the outputs of a differentially private program. This is achieved using cryptographic primitives like linear homomorphic encryption and Yao’s garbled circuits.

Outis permits analysts to author logical programs just like in the CDP model. Like in prior work [54, 28, 80], every logical program is guaranteed to satisfy differential privacy (in the CDP model) by restricting access

to the sensitive data via data transformations operators (inspired by relational algebra) and differentially private measurement operators (Laplace mechanism and Noisy-Max [26]). Programs can have constructs like looping and conditionals, and can arbitrarily post-process outputs of measurement operators. Such logical programs have been shown to express state-of-the art DP algorithms under the CDP model. Outis compiles these logical programs into Outis protocols that can work on the encrypted data on the AS and CSP.

The main contributions of this work are

- **New Approach:** We present the design and implementation of Outis, a novel system for executing DP programs over encrypted data on two non-colluding untrusted servers.
- **Algorithm Expressibility:** Outis supports data analysis via a rich class of state-of -the-art differentially private programs expressed in terms of a small set of transformation and measurement operators. Thus, Outis achieves the accuracy guarantees of the CDP model without the need for a trusted curator.
- **Performance Optimizations:** Existing techniques to compile logical Outis programs into cryptographic protocols often result in inefficient programs. We present optimizations that speed up computation on encrypted data by at least an order of magnitude. A novel contribution of this work are DP indexing optimizations that leverage on the fact that differentially private programs can reveal statistical information about the data.
- **Practical for Real World Usage:** We demonstrate the accuracy and practical efficiency of Outis via extensive evaluation. For the same tasks, Outis programs achieve accuracy comparable to CDP and orders of magnitude (at least 2) more accuracy than that of LDP. Moreover, Outis is efficient and runs within 5 min for a large class of programs on a dataset with 32,561 rows and 4 attributes.
- **Generalized Multiplication Using Linear Homomorphic encryption:** Our implementations leverage on an efficient method of performing n -way multiplications using linear homomorphic encryptions, which maybe of independent interest.

Organization: We introduce differential privacy and the cryptographic primitives used in Outis in Section 2. We present the system overview in Section 3. Outis primitives and their implementation are outlined in Sections 4 and 5, respectively. Outis optimizations are described in Section 6. Outis is empirically evaluated in Section 8. Related work and conclusions are discussed in Sections 9 and 10, respectively.

2 Background

In this section we give a brief introduction to definitions and primitives relevant to Outis.

2.1 Differential Privacy

Definition 1. *An algorithm \mathcal{A} satisfies ϵ -differential privacy (ϵ -DP), where $\epsilon > 0$ is a privacy parameter, iff for any two datasets D and D' that differ in a single record, we have*

$$\forall t \in \text{Range}(\mathcal{A}), Pr[\mathcal{A}(D) = t] \leq e^\epsilon Pr[\mathcal{A}(D') = t] \tag{1}$$

where $\text{Range}(\mathcal{A})$ denotes the set of all possible outputs \mathcal{A} .

When applied multiple times, the differential privacy guarantee degrades gracefully as follows.

Theorem 1. *(Sequential Composition) If \mathcal{A}_1 and \mathcal{A}_2 are ϵ_1 -DP and ϵ_2 -DP algorithms that use independent randomness, then releasing the outputs $\mathcal{A}_1(D)$ and $\mathcal{A}_2(D)$ on database D satisfies $\epsilon_1 + \epsilon_2$ -DP.*

Another important result for differential privacy is that any post-processing computation performed on the noisy output of a differentially private algorithm does not cause any loss in privacy.

Theorem 2. *(Post-Processing) Let $\mathcal{A} : D \mapsto R$ be a randomized algorithm that is ϵ -DP. Let $f : R \mapsto R'$ be an arbitrary randomized mapping. Then $f \circ \mathcal{A} : D \mapsto R'$ is ϵ - DP.*

We also define the *stability* of a data transformation operation.

Definition 2. A transformation \mathcal{T} is defined to be t -stable if for two datasets D and D' , we have

$$|\mathcal{T}(D) \ominus \mathcal{T}(D')| \leq t \cdot |D \ominus D'| \quad (2)$$

where $D \ominus D' = (D - D') \cup (D' - D)$.

Transformations with bounded stability scale the differential privacy guarantee of their outputs, by their stability constant [54].

Theorem 3. Given \mathcal{T} be an arbitrary t -stable transformation on dataset D and an ϵ -DP algorithm \mathcal{A} which takes output of \mathcal{T} as input, the composite computation $\mathcal{A} \circ \mathcal{T}$ provides $(\epsilon \cdot t)$ -DP.

2.2 Cryptographic Primitives

Linearly Homomorphic Encryption (LHE). Let $(\mathcal{M}, +)$ be a finite group. A LHE scheme for messages in \mathcal{M} is defined as

- **Key Generation (Gen)** - This algorithm takes the security parameter κ as input and outputs a pair of secret and public keys, $(s_k, p_k) \leftarrow Gen(\kappa)$.
- **Encryption (Enc)** - This is a randomized algorithm that encrypts a message $m \in \mathcal{M}$ via the public key p_k , to generate ciphertext $\mathbf{c} \leftarrow Enc_{p_k}(m)$.
- **Decryption (Dec)** - This is a deterministic function that uses the secret key s_k to recover the plaintext m from ciphertext \mathbf{c} .

In addition, LHE supports the operator \oplus that allows the summation of ciphers as follows: Let $c_1 \leftarrow Enc_{p_k}(m_1), \dots, c_a \leftarrow Enc_{p_k}(m_a), a \in \mathbb{Z}_{>0}$. Then we have $Dec_{s_k}(c_1 \oplus c_2 \dots \oplus c_a) = m_1 + \dots + m_a$. One can multiply a cipher $c \leftarrow Enc_{s_k}(m)$ by a plaintext positive integer a by a repetitions of \oplus . We denote this operation by $cMult(a, c)$ such that $Dec_{s_k}(cMult(a, c)) = a \cdot m$.

Labeled Homomorphic Encryption (labHE). Let (Gen, Enc, Dec) be an LHE scheme with security parameter κ and message space \mathcal{M} . Assume that a multiplication operation is given in \mathcal{M} , i.e., is a finite ring. Let also $\mathcal{F} : \{0, 1\}^s \times \mathcal{L} \rightarrow \mathcal{M}$ be a pseudo-random function with seed space $\{0, 1\}^s$ ($s = \text{poly}(\kappa)$) and the label space \mathcal{L} . A labHE scheme is defined as

- **labGen(κ)** - On input κ , it runs $Gen(\kappa)$ and outputs (sk, pk)
- **localGen(pk)** - For each user i and with the public key as input, it samples a random seed $\sigma_i \in \{0, 1\}^s$ and computes $pk_i = Enc_{pk}(\sigma_i)$ where σ_i is an encoding of σ_i as an element of \mathcal{M} . It outputs (σ_i, pk_i) .
- **labEnc $_{pk}(\sigma_i, m, \tau)$** : On input a message $m \in \mathcal{M}$ with label $\tau \in \mathcal{L}$ from user i , it computes $b = \mathcal{F}(\sigma_i, \tau)$ (known as the mask) and outputs the labeled ciphertext $\mathbf{c} = (a, d) \in \mathcal{M} \times \mathcal{C}$ with $a = m - b$ (known as the hidden message) in \mathcal{M} and $d = Enc_{pk}(b)$. For brevity we just use notation **labEnc $_{pk}(m)$** to denote the above functionality, in the rest of paper.
- **labDec $_{sk}(\mathbf{c})$** - This functions inputs a cipher $\mathbf{c} = (a, d) \in \mathcal{M} \times \mathcal{C}$ encrypted under labHE and decrypts it as $m = a - Dec_{sk}(d)$.

Both LHE and labHE provides semantic security guarantee [45].

Secure Computation. Garbled circuit, also known as Yao's protocol [77, 51], is a generic method for secure computation. Two data owners with respective private inputs x_1 and x_2 run the protocol such that, no party learns more than what is revealed from the output value $f(x_1, x_2)$ for a function f . One of the data owners, called generator, builds a "garbled" version of a circuit computing f and sends it over to the other data owner, called evaluator, alongside the garbled input values for x_1 . Upon receiving the circuit, the evaluator engages in an oblivious transfer protocol with the generator to obliviously obtain the garbled input for x_2 and subsequently computes the output $f(x_1, x_2)$.

3 Outis Overview

In this section, we describe the architecture of Outis (Section 3.1), the different modules in the system (Section 3.2), and the trust assumptions made by our system (Section 3.3). We end with a brief discussion justifying the design of Outis (Section 3.4). The key notations used in this paper are summarized in Table 1.

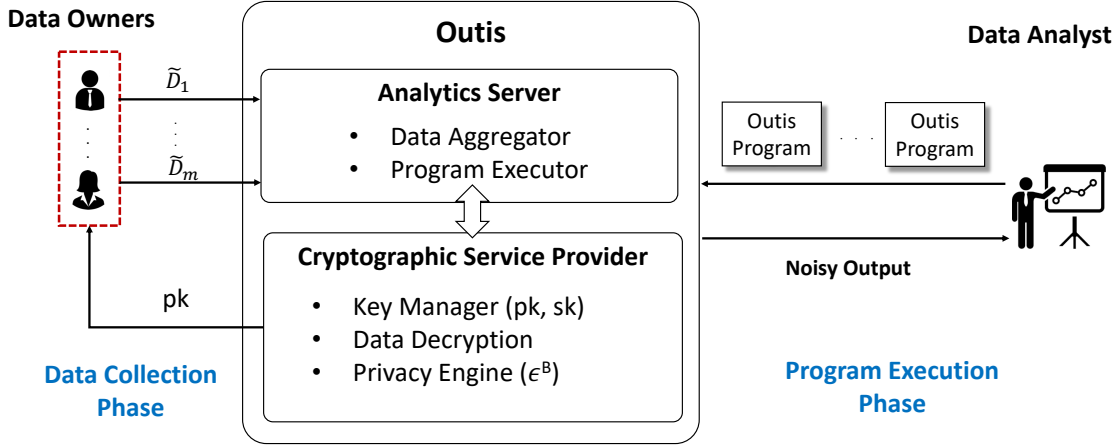


Figure 1: Outis System

3.1 System Architecture

The architecture of Outis is illustrated in Figure 1. A set of *data owners* $DO_i, i \in [m]$ have private data records $D_i, i \in [m]$. Outis permits data analysts to author and execute programs P that satisfy differential privacy under the CDP model without storing or computing on the private data records in the clear. Outis achieves this by aggregating encrypted private records at the *Analytics Server* (AS). Keys needed for encrypting private records and decrypting answers are managed by the *Cryptographic Service Provider* (CSP) so that the data owner need not participate in the differentially private computation.

Outis operates in three phases:

- **Setup Phase:** In the first phase, data owners initialize the CSP with a privacy budget ϵ^B , which is stored in the CSP’s *Privacy Engine* module. Next, the CSP’s *Key Manager* module generates the key pairs for labHE (sk, pk) , publishes pk and stores sk .
- **Data Collection Phase:** In the next phase, each data owner encodes and encrypts their records using the *Data Encoder* and *Data Encryption* modules and sends the encrypted data records to the AS. The data owners are relieved of all other duties and can go completely off-line. The *aggregator* module of the AS then aggregates these encrypted records into a single encrypted database \tilde{D} .
- **Program Execution Phase:** In this phase, the AS executes a Outis program provided by the data analyst. Outis programs (which are described in more detail in Sections 4 and 5) access the sensitive data using a restricted set of data transformations, that filter, count or group the sensitive data, and measurement primitives, which are differentially private operations to release noisy answers. A majority of the data transformation operations are executed wholly at the AS. However, every measurement operator requires an interaction with the CSP as it requires (a) decryption of the answer, and (b) a check that the the privacy budget is not exceeded. These two functionalities are achieved by the *Decryption* and *Privacy Engine* modules of the CSP.

The *Setup* and *Data Collection* phases occur just once at the very beginning, every subsequent program is handled via the corresponding *Program Execution* phase. We next detail the roles of the different modules in the data owners, the Analytics Server and the Cryptographic Service Provider.

3.2 Outis Modules

Cryptographic Service Provider (CSP)

- (1) **Key Manager** - The foremost duty of the CSP is to initialize the encryption scheme of Outis. This

Table 1: Notations

Symbol	Explanations
Boldface	- represents encrypted data
\sim	- represents one-hot-coding
$\hat{\cdot}$	- represents a differentially private output
A	- an attribute
s_A	- size of domain of attribute A
$dom(A) = \{v_1, \dots, v_{s_A}\}$	- domain of attribute A
$ct_{A,i}$	- # records with value v_i for attribute A
m	- # number of data owners
$\tilde{\mathcal{D}}$	- encrypted database with records in per-attribute one-hot-coding
$x \times y$ table \mathbf{T}	- an encrypted table with x records in one-hot-coding and y columns one for each attribute; serves as one of the inputs to a transformation primitive
\mathbf{B}	- a vector of length m such that each entry $\mathbf{B}[i]$ represents whether record $r_i, i \in [m]$ is relevant to the program at hand
V	- represents a vector
c	- represents a scalar
\mathcal{P}	- represents a set

task is handled by the *Key Manager* module which generates the key pair (sk, pk) for the labHE scheme. It stores the secret key, sk with itself and releases the public key, pk . Note that since the CSP has exclusive access to the secret key sk , it is the only entity capable of decryption in Outis.

(2) **Data Decryption** - The CSP being the only entity capable of decryption, any measurement of the data (even noisy) has to involve the CSP. The *Data Decryption* module is tasked with handling all such interactions with the AS.

(3) **Privacy Engine** - Outis starts of with a total privacy budget of ϵ^B which is unanimously agreed upon by all the data owners. Note that the mechanism of deciding ϵ^B should be piloted by social prerogatives [42, 49] and is currently outside the scope of Outis. For executing any program, the AS has to interact with the CSP at least once (for decrypting the noisy answer) thereby giving the CSP the opportunity to monitor the AS's actions in terms of privacy budget expenditure. The *Privacy Engine* module hence maintains a public ledger that records the privacy budget spent in executing each program. Once the privacy cost incurred reaches ϵ^B , the CSP refuses to decrypt any further answers thereby ensuring that the privacy budget is not exceeded. The ledger is completely public allowing any data owner to verify it as and when desired.

Data Owners (DO)

(1) **Data Encoder** - Each data owner $DO_i, i \in [m]$ has a private data record D_i of the form $\langle A_1, \dots, A_l \rangle$ where A_j is an attribute. At the very outset, every data owner DO_i represents his/her private record D_i in its respective per attribute one-hot-coding format. The one-hot-coding is a way of representation for categorical attributes and is illustrated by the following example. If the database schema in Outis is given by $\langle Age, Gender \rangle$ then corresponding one-hot-coding representation for a data owner $DO_i, i \in [m]$ with the record $\langle 30, Male \rangle$, is given by $\tilde{D}_i = \langle \underbrace{[0, \dots, 0]}_{29}, \underbrace{[1, 0, \dots, 0]}_{70}, [1, 0] \rangle$.

(2) **Data Encryption** - The *Data Encryption* module stores the public key pk of the labHE scheme used in Outis which is announced by the CSP. This key is used for an element-wise encryption of the data owner's record of per attribute one-hot-codings. In our aforementioned example, we get

$$\tilde{\mathcal{D}} = \langle \underbrace{[Enc(0), \dots, Enc(1), \dots, Enc(0)]}_{29}, \underbrace{[Enc(1), Enc(0)]}_{70} \rangle.$$

Table 2: Comparative analysis of the different DP models

Features	LDP	CDP	Outis
# Centralized Servers	1	1	2
Trust Assumption for Centralized Server	Untrusted	Trusted	Untrusted Semi Honest Non-Colluding
Data Storage in Server	N/A	Clear	Encrypted
Adversary	Information Theoretic	Information Theoretic	Computationally Bounded
Error on Statistical Counting Query	$O\left(\frac{\sqrt{(n)}}{\epsilon}\right)$	$O\left(\frac{1}{\epsilon}\right)$	$O\left(\frac{1}{\epsilon}\right)$

where $Enc(i) = labEnc_{pk}(i), i \in \{0, 1\}$. Finally the data owner sends this encrypted record to the AS via a secure channel. This is the only interaction that a data owner ever participates in, all the program executions are carried out by the AS and the CSP with the data owners being completely off line.

Analytics Server (AS)

(1) **Aggregator** - The *Aggregator* collects the encrypted records \tilde{D}_i from each of the data owners DO_i and collates them into a single encrypted database \tilde{D} .

(2) **Program Executor** - The *Program Executor* is the most important module of the AS and is tasked with the execution of Outis programs. It takes as input a logical Outis program from an external data analyst, alongside the appropriate privacy parameter ϵ and publishes the differentially private output computed with the assistance of the CSP. Outis programs can access the sensitive data using one of 9 primitives that are broadly classified into two types – transformation primitives and measurement primitives. Transformation primitives allow certain modifications on the encrypted data and are performed almost entirely by the AS. The measurement primitives on the other hand reveal some noisy measurement of the data and requires interaction with the CSP. Outis supports two types of measurement primitives that implement two of the most popular differentially private mechanisms, Laplace mechanism [26] and Noisy-Max [26]. A typical Outis program execution consists of a series of transformation on the encrypted data followed by a measurement primitive. Outis programs can also involve programming constructs like loops and conditionals, and permit arbitrary post-processing over the public outputs of the measurement primitives.

3.3 Trust Model

We assume that the servers AS and CSP are semi-honest, i.e., they follow the protocol honestly, but their contents and computations can be observed by an adversary. Thus from the data owners perspective the trust assumption is similar to that of LDP; the data owners need not place their trust in any external entity. However there are two modest differences in the Outis setting from the LDP setting.

- We assume that the AS and the CSP are non-colluding and follow the *honest-but-curious* (or *semi-honest*) adversary model. We also assume that each data owner has a private channel with the AS. This is to prevent any third party (including the CSP) from eavesdropping.
- The adversary is now reduced to a *computationally bounded* one as opposed to the information theoretic one in LDP.

Table 2 summarizes the differences between different DP models.

3.4 Outis Design Principles

The design of Outis is guided by the following principles.

Expressibility: Outis is designed to ensure that state-of-the-art DP programs can be executed on sensitive data by the AS. This necessitates adding noise to functions computed on the entire database (like in CDP), and not just to individual records (like in LDP). In principle, any function can be computed on encrypted data via

Table 3: Outis Primitives

Types	Name	Notation	Input	Output	Functionality
Transformation	CrossProduct	$\times_{A_i, A_j \rightarrow A'}(\cdot)$	\tilde{T}	\tilde{T}'	Generates a new attribute A' (in one-hot-coding) to represent the data for both the attributes A_i and A_j
	Project	$\pi_{A^*}(\cdot)$	\tilde{T}	\tilde{T}'	Discards all attributes but A^*
	Filter	$\sigma_\phi(\cdot)$	\tilde{T}	\tilde{B}'	Zeros out records not satisfying ϕ in \tilde{B}
	Count	$count(\cdot)$	\tilde{T}	\mathbf{c}	Counts the number of 1s in \tilde{B}
	GroupByCount*	$\gamma_A^{*,count}(\cdot)$	\tilde{T}	\mathbf{V}	Returns encrypted histogram of A
	GroupByCount	$\gamma_A^{*,count}(\cdot)$	\tilde{T}	\mathbf{V}	Returns encrypted table of A and count in one-hot-encoding
	CountDistinct	$count^*(\cdot)$	\mathbf{V}	\mathbf{c}	Counts the number of non-zero values in \mathbf{V}
Measurement	Laplace	$Lap_{\epsilon, \Delta}(\cdot)$	\mathbf{V}	$\tilde{\mathbf{V}}$	Adds Laplace noise to \mathbf{V}
	NoisyMax	$NoisyMax_{\epsilon, \Delta}(\cdot)$	\mathbf{V}	$\tilde{\mathcal{P}}$	Adds Laplace noise to \mathbf{V} and returns indices of the top noisy value

secure computation, and thus Outis can support any differentially private algorithm. However, we currently limit the expressibility of the programs supported in Outis to those that operate on the sensitive data with efficiently implementable primitives, and whose privacy can be easily tracked by the CSP. Nevertheless, as shown later in the paper, Outis can already support a variety of state-of-the-art DP programs that provide orders of magnitude higher error than their LDP counterparts. The separation between LDP and Outis is discussed further in Appendix D.2.

Minimal trust assumptions: The only assumptions we make are that adversaries are computationally bounded and that the AS and CSP do not collude. The former allows us to use cryptographic tools, and is in tune with a growing line of work that seeks to address the trust assumptions of CDP via assistance from cryptographic techniques [12, 20, 29, 67, 18, 5, 66]. The latter assumption of non-colluding servers is a popular model for privacy preserving computations [60, 59, 33, 48, 56, 34, 32].

Data owners are offline: Outis’s goal is to mimic the CDP model with untrusted centralized servers. Hence, it is designed so that the data owners are offline once they submit their encrypted records to the AS. This is beneficial as the AS does not need to maintain communication channels with the data owners over a long period of time. If the data owners were online, some of our algorithms can be made more efficient as some of the computation from the AS and CSP can be offloaded to the data owners.

Low burden on CSP: Outis views the AS as an extension of the analyst, and that it has a vested interest in obtaining the result of the computation. Thus in Outis, we require the AS to shoulder the major chunk of the workload for any Outis program execution; interactions with the CSP should be minimal and only related to data decryption. Hence we design the AS to perform most of the data transformations by itself (Table 5). It is interesting to note that we could have had an alternative implementation for Outis where the private database is equally shared between the two servers and they engage in a secret share based secure computation protocol for computing the differentially private answers [15, 23, 9]. However, this would require both the servers to do almost equal amount of work for every program. Such an arrangement would be justified only if both the servers are equally invested in learning the differentially private statistics and is ill-suited for Outis. Additionally, a secret-share based computation would be much more communication intensive resulting in a performance hit.

4 Outis Primitives

Given a database schema $\langle A_1, \dots, A_y \rangle$ and an encrypted instance of this database, $\tilde{\mathcal{D}}$, Outis permits data analysts to author *logical* Outis programs on $\tilde{\mathcal{D}}$ with differential privacy guarantee. The logical programs mainly consist of data transformation operators inspired by relational algebra and differentially private measurement operators. These programs can have constructs like looping and conditionals, and can arbitrarily post-process outputs of measurement operators. Outis compiles these logical programs into Outis protocols that can work on the encrypted data on the AS and CSP. Though these logical Outis programs are designed to run on encrypted data, when operating them on plaintext data, they give differential privacy under CDP.

In this section, we define the primitives for data transformations and differentially private measures (summarized in Table 3). Then, we illustrate how to write logical programs using these primitives to express state-of-the-art DP algorithms under the CDP model. In Section 5 we describe how Outis compiles these down to protocols that work on encrypted data.

4.1 Transformation Primitives

Transformation primitives take an encrypted data as input and output a transformed encrypted data. These primitives thus work completely on the encrypted data and do not expend any privacy budget. Three types of data are considered in this context: (1) an encrypted table of x rows and y columns/attributes, denoted by $\tilde{\mathbf{T}}$, where each attribute value is represented by encrypted one-hot-encoding of the value; (2) an encrypted vector of numbers, denoted by \mathbf{V} ; and (3) an encrypted scalar, denoted by \mathbf{c} . In addition, every encrypted table $\tilde{\mathbf{T}}$ of x rows has a encrypted bit vector \mathbf{B} of size x to indicate whether the record is relevant to the program at hand. If the i -th bit value of \mathbf{B} is 1, then the i -th row in $\tilde{\mathbf{T}}$ will be used for answering the current program and vice versa. The input to the very first transformation primitive in Outis program is the encrypted database $\tilde{\mathbf{D}}$ with all bits of \mathbf{B} set to be 1. For brevity, we just use $\tilde{\mathbf{T}}$ to represent both the encrypted table $\tilde{\mathbf{T}}$ and \mathbf{B} . The transformation primitives are detailed below.

(1) **CrossProduct** $\times_{(A_i, A_j) \rightarrow A'}(\tilde{\mathbf{T}})$: This primitive transforms the two encrypted one-hot-encodings for attributes A_i and A_j in $\tilde{\mathbf{T}}$ into a single encrypted one-hot-encoding of a new attribute A' . The domain of the new attribute A' is the cross product of the domains for A_i and A_j . The resulting table $\tilde{\mathbf{T}}'$ has one column less than $\tilde{\mathbf{T}}$. Thus, the construction of the one-hot-coding of the entire y -dimensional domain can be computed by repeated application of this primitive.

(2) **Project** $\pi_{\bar{A}}(\tilde{\mathbf{T}})$: This primitive projects $\tilde{\mathbf{T}}$ on a subset of attributes \bar{A} of the input table. All the attributes that are not in \bar{A} are discarded from the output table $\tilde{\mathbf{T}}'$.

(3) **Filter** $\sigma_{\phi}(\tilde{\mathbf{T}})$: This primitive specifies a filtering condition, represented by a boolean predicate ϕ defined over a subset of attributes \bar{A} of the input table $\tilde{\mathbf{T}}$. The predicate can be expressed as a conjunction of range conditions over \bar{A} , i.e. for a row $r \in [x]$ in $\tilde{\mathbf{T}}$, $\phi(r) = \bigwedge_{A_i \in \bar{A}} (r.A_i \in V_{A_i})$, where $r.A_i$ is value of attribute A_i in row r and V_{A_i} is a subset of values (can be a singleton too) that attribute A_i can take. For example, $Age \in [30, 40] \wedge Gender = M$ can be one such filtering condition. The Filter primitive affects only the associated encrypted bit vector of $\tilde{\mathbf{T}}$ and keeps the actual table untouched. In this primitive, if any row $r \in [x]$ in $\tilde{\mathbf{T}}$ does not satisfy the filtering condition ϕ , the corresponding r^{th} bit in \mathbf{B} will be set to $labEnc_{pk}(0)$; otherwise, the corresponding bit value in \mathbf{B} is kept unchanged. Thus the Filter transformation suppresses all the records that are extraneous to answering the program at hand (i.e., does not satisfy ϕ) by explicitly zeroing the corresponding indicator bits and outputs the table $\tilde{\mathbf{T}}'$ with the updated indicator vector.

(4) **Count** $count(\tilde{\mathbf{T}})$: This primitive simply counts the number of rows in $\tilde{\mathbf{T}}$ that are pertinent to the program at hand, i.e. the number of 1s in its associated bit vector \mathbf{B} . This primitive outputs an encrypted scalar \mathbf{c} .

(5) **GroupByCount*** $\gamma_A^{*,count}(\tilde{\mathbf{T}})$: The GroupByCount* primitive buckets the input table $\tilde{\mathbf{T}}$ into groups of records having the same value for an attribute A . The output of this transformation is an encrypted vector \mathbf{V} that counts the number of unfiltered rows for each value of A . This primitive serves as a preceding transformation for other Outis primitives such as NoisyMax, CountDistinct.

(6) **GroupByCount** $\gamma_A^{count}(\tilde{\mathbf{T}})$: This primitive is similar to GroupByCount*. The only difference between the two is that, GroupByCount outputs a new table that has two columns – the first column corresponds to A and the second columns corresponds to the number of rows for every value of A (in one-hot encoding). This primitive is useful for expressing computations of the form “count the number of age values having at least 100 records” (see program 7 in Table 4).

(7) **CountDistinct** $count^*(\mathbf{V})$: As mentioned above, this primitive is always preceded by a GroupByCount* primitive. Hence the input vector \mathbf{V} is an encrypted histogram for some attribute A and this primitive returns the number of distinct values of A that appear in $\tilde{\mathbf{D}}$ by counting the non-zero entries of \mathbf{V} .

4.2 Measurement Primitives

The measurement primitives take encrypted vector of counts \mathbf{V} (or a single count \mathbf{c}) as input and return noisy measurements on it in the clear. These two primitives correspond to two classic differentially private mechanisms: Laplace mechanism and Noisy-Max mechanism [26]. Both mechanisms add noise η drawn from

Table 4: Examples of Outis Program

Outis Program	Description
P1: $\forall i \in [1, 100], \hat{c}_i \leftarrow \text{Lap}_{\epsilon_i, 1}(\text{count}(\sigma_{\text{Age} \in (0, \epsilon_i]}(\pi_{\text{Age}}(\mathcal{D}))))$; $\text{post}_{c.d.f.}([\hat{c}_1, \dots, \hat{c}_{100}])$	Outputs the c.d.f of <i>Age</i> with domain $[1, 100]$.
P2: $\hat{P} \leftarrow \text{NoisyMax}_{\epsilon, 1}^{\text{count}}(\mathcal{D})$	Outputs the 5 most frequent age values.
P3: $\hat{V} \leftarrow \text{Lap}_{\epsilon, 2}(\gamma_{\text{Age} \times \text{Gender}}^{\text{count}}(\pi_{\text{Age} \times \text{Gender}}(\times_{\text{Age, Gender} \rightarrow \text{Age} \times \text{Gender}}(\mathcal{D}))))$	Outputs the marginal over the attributes <i>Age</i> and <i>Gender</i> .
P4: $\hat{V} \leftarrow \text{Lap}_{\epsilon, 2}(\gamma_{\text{Age} \times \text{Gender}}^{\text{count}}(\sigma_{\text{NativeCountry}=\text{Mexico}}(\pi_{\text{Age} \times \text{Gender, NativeCountry}}(\times_{\text{Age, Gender} \rightarrow \text{Age} \times \text{Gender}}(\mathcal{D}))))$	Outputs the marginal over <i>Age</i> and <i>Gender</i> for Mexican employees.
P5: $\hat{c} \leftarrow \text{Lap}_{\epsilon, 1}(\text{count}(\sigma_{\text{Age}=30 \wedge \text{Gender}=\text{Male} \wedge \text{NativeCountry}=\text{Mexico}}(\pi_{\text{Age, Gender, NativeCountry}}(\mathcal{D}))))$	Counts the number of male employees of Mexico having age 30.
P6: $\hat{c} \leftarrow \text{Lap}_{\epsilon, 2}(\text{count}^*(\gamma_{\text{Age}}^{\text{count}}(\sigma_{\text{Gender}=\text{Male}}(\pi_{\text{Age, Gender}}(\mathcal{D}))))$	Counts the number of distinct age values for the male employees.
P7: $\hat{c} \leftarrow \text{Lap}_{\epsilon, 2}(\text{count}(\sigma_{\text{Count} \in [100, m]}(\gamma_{\text{Age}}^{\text{count}}(\pi_{\text{Age}}(\mathcal{D}))))$	Counts the number of age values having at least 100 records.

Laplace distribution, denoted by $\text{Lap}(b)$, where $\Pr[\eta = x] \propto e^{-\frac{|x|}{b}}$. The scale of the noise depends on the transformations applied on the base database \mathcal{D} .

Let the sequence of transformations $(\tilde{\mathcal{T}} = (\mathcal{T}_1, \dots, \mathcal{T}_l))$ applied on $\tilde{\mathcal{D}}$ to get V be $\tilde{\mathcal{T}}(D) = \mathcal{T}_l(\dots \mathcal{T}_2((\mathcal{T}_1(D))))$. We define the *sensitivity* of a sequence of transformations as the maximum change to the output of this sequence of transformations when changing a row in the input database, i.e., $\Delta_{\tilde{\mathcal{T}}} = \max_{D, D'} \|\tilde{\mathcal{T}}(D) - \tilde{\mathcal{T}}(D')\|_1$ where D and D' differ but a single record. The sensitivity of $\tilde{\mathcal{T}}$ can be upper bounded by the product of the stability (Theorem 3) of these transformation primitives, i.e. $\Delta_{\tilde{\mathcal{T}}} = \prod_{i=1}^l \Delta_{\mathcal{T}_i}$. The transformation operators in Table 3 have a stability of 1, except for **GroupByCount** and **GroupByCount*** which are 2-stable. Given ϵ and $\Delta_{\tilde{\mathcal{T}}}$, we define the two measurement primitives as follows.

(1) **Laplace** $\text{Lap}_{\epsilon, \Delta}(\mathbf{V}/c)$: This primitive implements the classic Laplace mechanism [26]. Given an encrypted vector \mathbf{V} or an encrypted scalar c , a privacy parameter ϵ and sensitivity Δ of the preceding transformations, the primitive add sufficiently amount of noise to \mathbf{V} or c to ensure ϵ -differential privacy when data analyst views the plaintext answer.

(2) **NoisyMax** $\text{NoisyMax}_{\epsilon, \Delta}(\mathbf{V})$: Noisy-Max is a type of differentially private selection mechanism [26] where the goal is to determine the query with the highest value out of n different noisy query outputs. The algorithm works as follows. First, generate each of the n answers and then add independent Laplace noise from the Laplace distribution $\text{Lap}(\frac{\Delta}{\epsilon})$ to each of them. The indices with the highest noisy value, \hat{P} is reported as the desired answer.

4.3 Program Examples

A Outis program is a sequence of transformation primitives followed by a measurement primitive and arbitrary post-processing. Consider a database schema $\langle \text{Age}, \text{Gender}, \text{NativeCountry}, \text{Salary} \rangle$. We show 7 Outis program examples in Table 4 over this database.

We will use P1 in Table 4 to illustrate how a Outis program can be written and analyzed.

Program P1 aims to compute the cumulative distribution function (c.d.f.) of attribute *Age* with domain $[1, 100]$. The first step is to compute 100 range queries, where the i -th query computes the the number of records in \mathcal{D} having $\text{Age} \in [1, i]$ with privacy budget ϵ_i . The sequence of transformation primitives for each range query is $\text{count}(\sigma_{\text{Age} \in [1, i]}(\pi_{\text{Age}}(\mathcal{D})))$. All these three primitives have a stability of 1 and hence by Theorem 3 the resulted range query has a sensitivity upper bounded by the product of these stability values, 1. Thus, the subsequent measurement primitive Laplace for the i -th range query takes in the privacy budget ϵ_i and sensitivity $\Delta = 1$ and outputs a noisy plaintext count \hat{c}_i . These steps incurs a privacy loss of $\sum_{i=1}^{100} \epsilon_i$ by Theorem 1.

After looping over the 100 ranges, P1 obtains a noisy plaintext output $\hat{V} = [\hat{c}_1, \dots, \hat{c}_{100}]$ and applies a post-processing step, denoted by $\text{post}_{c.d.f.}(\hat{V})$. This operator input a noisy histogram \hat{V} for an attribute A and computes its c.d.f $\hat{V}' = [\hat{c}'_1, \dots, \hat{c}'_{100}]$ via isotonic regression $\min_{\hat{V}'} \|\hat{V}' - \hat{V}\|_2 \quad \text{s.t.} \quad 0 \leq \hat{c}'_1 \leq \dots \leq \hat{c}'_{100} \leq |\mathcal{D}|$. By Theorem 2, this step does not amount to any privacy loss. Hence, the entire P1 is ϵ -DP, where $\epsilon = \sum_{i=1}^{100} \epsilon_i$.

5 Implementation

In this section we describe the implementation of Outis. First we discuss our proposed technique for extending the *labMult* operation of *labHE* to support $n > 2$ multiplicands. Then we describe the implementations of Outis primitive. Based on these implementations, Outis can compile a logical program written by the data analyst into a protocol run by the AS and CSP on the encrypted data. Note that all the post-processing on

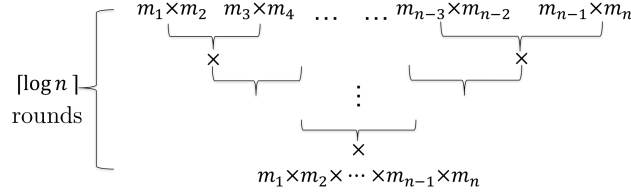


Figure 2: $genLabMult()$ - Batching of multiplicands for labHE

the output of differentially private measures are executed in clear. Last, we present a classification of the Outis programs.

5.1 General n -way Multiplication for labHE

In addition to the operations supported by an LHE scheme, labHE supports multiplication of two labHE ciphers.

- **labMult**($\mathbf{c}_1, \mathbf{c}_2$) - On input two labHE ciphers $\mathbf{c}_1 = (a_1, d_1)$ and $\mathbf{c}_2 = (a_2, d_2)$, it computes a "multiplication" ciphertext $\mathbf{e} = labMult(\mathbf{c}_1, \mathbf{c}_2) = Enc_{pk}(a_1, a_2) \oplus cMult(d_1, a_2) \oplus cMult(d_2, a_1)$. Observe that $Dec_{sk}(\mathbf{e}) = m_1 \cdot m_2 - b_1 \cdot b_2$.
- **labMultDec_{sk}**(d_1, d_2, \mathbf{e}) - On input two encrypted masks d_1, d_2 of two labHE ciphers $\mathbf{c}_1, \mathbf{c}_2$, this algorithm decrypts the output \mathbf{e} of $labMult(\mathbf{c}_1, \mathbf{c}_2)$ as $m_3 = Dec_{sk}(\mathbf{e}) + Dec_{sk}(d_1) \cdot Dec_{sk}(d_2)$ which is equals to $m_1 \cdot m_2$.

However, these algorithms cannot be used directly for a n -way multiplication where $n > 2$. It is so because the "multiplication" cipher $\mathbf{e} = labMult(\mathbf{c}_1, \mathbf{c}_2)$ does not have a corresponding label, i.e., it is not in the correct labHE cipher representation. Hence we propose Algorithm 1 to generate a label τ' and a seed b' for every intermediary product of two multiplicands so that it we can do a generic n -way multiplication on the ciphers. Note that the mask r protects the value of $(m_1 \cdot m_2)$ from the CSP (Step 3) and b' hides $(m_1 \cdot m_2)$ from the AS (Step 6). For example, suppose we want to multiply the respective ciphers of 4 messages $\{m_1, m_2, m_3, m_4\} \in \mathcal{M}^4$ and obtain $\mathbf{e} = labEnc_{pk}(m_1 \cdot m_2 \cdot m_3 \cdot m_4)$. For this, the AS first generates $\mathbf{e}_{1,2} = labEnc_{pk}(m_1 \cdot m_2)$ and $\mathbf{e}_{3,4} = labEnc_{pk}(m_3 \cdot m_4)$ using Algorithm 1. Both operations can be done in parallel in just one interaction round between the AS and the CSP. In the next round, the AS can again use Algorithm 1 with inputs $\mathbf{e}_{1,2}$ and $\mathbf{e}_{3,4}$ to obtain the final answer \mathbf{e} . Thus for a generic n -way multiplication the order of multiplication can be, in fact, parallelized as shown in Figure 2 to require a total of $\lceil \log n \rceil$ rounds of communication with the CSP.

Algorithm 1 $genLabMult$ - generate label for $labMult$

- Input:** $\mathbf{c}_1 = (a_1, d_1) = labEnc_{pk}(m_1)$ and $\mathbf{c}_2 = labEnc_{pk}(m_2)$
where $a_1 = m_1 - b_1, d_1 = Enc_{pk}(b_1), a_2 = m_2 - b_2, d_2 = Enc_{pk}(b_2)$
Output: $\mathbf{e} = labEnc_{pk}(m_1 \cdot m_2)$
AS:
- 1: Computes $\mathbf{e}' = labMult(\mathbf{c}_1, \mathbf{c}_2) \oplus Enc_{pk}(r)$ where r is a random mask
// \mathbf{e}' corresponds to $m_1 \cdot m_2 - b_1 \cdot b_2 + r$
 - 2: Sends \mathbf{e}', d_1, d_2 to CSP
- CSP:**
- 3: Computes $\mathbf{e}'' = Dec_{sk}(\mathbf{e}') + Dec_{sk}(d_1) \cdot Dec_{sk}(d_2)$
// \mathbf{e}'' corresponds to $m_1 \cdot m_2 + r$
 - 4: Picks a seed σ' and label τ' and computes $b' = \mathcal{F}(\sigma', \tau')$
 - 5: Sends $\bar{\mathbf{e}} = (\bar{a}, d')$ to AS, where $\bar{a} = \mathbf{e}'' - b'$ and $d' = Enc_{pk}(b')$
// \bar{a} corresponds to $m_1 \cdot m_2 + r - b'$.
- AS:**
- 6: Computes true cipher $\mathbf{e} = (a', d')$ where $a' = \bar{a} - r$
-

5.2 Primitive Implementation

We now briefly summarize how Outis primitives are compiled into protocols that the AS and CSP can run on encrypted data records. Full details are presented in Appendix B.1.

Project $\pi_{\bar{A}}(\cdot)$: The implementation of this primitive simply drops off all but the attributes in \bar{A} from the input table $\tilde{\mathbf{T}}$ and returns the truncated table $\tilde{\mathbf{T}}'$.

Filter $\sigma_{\phi}(\cdot)$: Let ϕ be a predicate on a single attribute of the form $r.A_j \in V_{A_j}$. Row i satisfies the filter if one of the bits corresponding to positions in V_{A_j} are set to 1. Thus the filter bit corresponding to row i is set to: $\mathbf{B}[i] = \text{labMult}(\mathbf{B}[i], \bigoplus_{l \in V_{A_j}} \tilde{\mathbf{v}}_j[l])$. Multi-attribute filter implementation is described in Appendix B.1.

CrossProduct $\times_{A_i, A_j \rightarrow A'}(\cdot)$: The crossproduct between two attributes are computed using $\text{genLabMult}()$ described above.

Count $\text{count}(\cdot)$: To evaluate this primitive on its input table $\tilde{\mathbf{T}}$, Outis simply adds up the bits in the corresponding \mathbf{B} , i.e., $\bigoplus_i^m \mathbf{B}[i]$.

GroupByCount* $\gamma_A^{*,\text{count}}(\cdot)$: The implementation steps for Project, Filter and Count are reused here. First, Outis projects the input table $\tilde{\mathbf{T}}$ on attribute A , i.e. $\tilde{\mathbf{T}}_1 = \pi_A(\tilde{\mathbf{T}})$. Then, Outis loops each possible value of A . For each value v , Outis initializes a temporary $\mathbf{B}_v = \mathbf{B}$ and filters $\tilde{\mathbf{T}}'$ on $A = v$ to get an updated \mathbf{B}'_v . Last, Outis counts the number of 1s in \mathbf{B}'_v and release the counts.

GroupByCount $\gamma_A^{*,\text{count}}(\tilde{\mathbf{T}})$: The implementation of this primitive is summarized in Algorithm 2 (in Appendix B.1). First, the AS uses the GroupByCount* primitive to generate the encrypted histogram \mathbf{V} for attribute A . Since each entry of \mathbf{V} is a count of records, its value ranges from $\{0, \dots, m\}$. The AS then masks \mathbf{V} (step 2) and sends it to the CSP. The purpose of this mask is to hide the true histogram from the CSP. Next the CSP generates the encrypted one-hot-coding representation for this masked histogram $\tilde{\mathbf{V}}$ (steps 4-5) and returns it back to the AS. The AS can simply rotate $\tilde{\mathbf{V}}[i], i \in [|V|]$ by its respective mask value $M[i]$ (step 7) and get back the true encrypted histogram in one-hot-coding $\hat{\mathbf{V}}$.

CountDistinct $\text{count}^*(\cdot)$: This primitive can be implemented using GroupByCount followed by a Filter. We present an optimized implementation in the appendix.

Laplace $\text{Lap}_{\epsilon, \Delta}(\mathbf{V})$: Recall that both AS and CSP have to add Laplace noise to the output in Outis. Hence the Laplace primitive has two phases. In the first phase, the AS adds an instance of encrypted Laplace noise $\eta_1 \sim \text{Lap}(\frac{\Delta}{\epsilon})$ to the encrypted input to generate $\hat{\mathbf{V}}$. This acts as the input to the second phase which is executed by the CSP. Here the CSP decrypts $\hat{\mathbf{V}}$ and adds a second instance of the Laplace noise $\eta_2 \sim \text{Lap}(\frac{\Delta}{\epsilon})$ to generate the final noisy output $\hat{\mathbf{V}}$ in the clear. The Laplace primitive with an encrypted scalar c as the input is implemented in a similar way.

NoisyMax $\text{NoisyMax}_{\epsilon, \Delta}(\cdot)$: This primitive is implemented using two-party computation between AS and CSP using garbled circuits. The input to this primitive is an encrypted vector of counts \mathbf{V} . Similar to Laplace primitive, both AS and CSP are involved. First, the AS adds to \mathbf{V} an encrypted Laplace noise vector and a mask M , i.e., for $i \in [|V|]$, $\hat{\mathbf{V}}[i] = \mathbf{V}[i] \oplus \text{labEnc}_{pk}(\eta_i) \oplus M[i]$, where $\eta_i \sim \text{Lap}(\Delta/\epsilon)$. This encrypted noisy, masked vector $\hat{\mathbf{V}}$ is then sent to the CSP.

Next, the CSP decrypts $\hat{\mathbf{V}}$ using the secret key, i.e., $\hat{\mathbf{V}}[i] = \text{labDec}_{sk}(\hat{\mathbf{V}}[i]), i \in [|V|]$. The CSP generates a garbled circuit which takes (i) the noisy, masked vector $\hat{\mathbf{V}}$ from the CSP, and (ii) the mask M from the AS as the input. This circuit will remove the mask from $\hat{\mathbf{V}}$ to get the noisy counts $\hat{\mathbf{V}}$ and find the index of the top value in $\hat{\mathbf{V}}$.

5.3 Classification of Outis Programs

Outis programs can be grouped into three classes based on the number and type of interaction between the AS and the CSP.

Class I : Single Decrypt Interaction Programs

Recall that the transformation primitives output encrypted data. Since the CSP has exclusive access to the secret key, it is the only party in Outis capable of decryption. Thus for releasing any result (albeit noisy) in the clear, the AS needs to interact at least once with the CSP. Outis supports this type of interactions via the

two measurement primitives. Some Outis programs require only a single interaction of this type at the very end to release the noisy output. All other transformations can be performed by the AS via homomorphic operations on the encrypted data records. Typically these programs filter the database on a single attribute. Examples of this type of programs are P1, P2 and P3 from Table 4. The post-processing step in P1 is done in the clear and hence requires no more interactions with the CSP.

Class II : LabHE Multiplication Interaction Programs

Recall that labHE allows multiplication of two ciphers. Outis can support a general n -way multiplication of ciphers for $n > 2$ as described in Section 5.1. However it requires intermediate interactions with the CSP. Thus all Outis programs that require multiplication of more than two ciphers need interaction with the CSP. All programs that filter the database on more than three attributes would thus fall under this class. P4 and P5 from Table 4 are in this class.

Class III : Other Interaction Programs

The GroupBy primitive requires an intermediate interaction with the CSP (for generating the encrypted one-hot-coding). The CountDistinct primitive also uses a garbled circuit (Appendix B.1) and hence requires interactions with the CSP. This is in addition to the interaction required for decrypting the noisy answer (as explained in Class I above). Therefore, any program with the GroupBy or CountDistinct primitive requires at least two rounds of interaction. P6 and P7 from Table 4 are examples of this class.

6 Outis Optimizations

In this section we present several optimization techniques used by Outis. These optimizations do not alter the end-to-end privacy guarantees of the system.

6.1 Differential Privacy Based Optimizations

These optimizations expend some of the overall ϵ privacy budget to build differentially private indexes that can be used to speed up computation on encrypted data.

(1) **DP Indexing** : This optimization is motivated by the fact that several programs first filter out a large fraction of the rows in the dataset. For instance, the program P5 in Table 4 constructs a histogram over *Age* and *Gender* on the subset of data for which *NativeCountry* is Mexican. Our filter implementation keeps all the rows (even if they do not satisfy the condition) as the AS has no way to tell if the filter condition is satisfied or not. This results in the subsequent GroupbyCount* being run on the full data instead of on a small subset. If there were an index on *NativeCountry*, Outis could run the GroupbyCount* on only the subset of records that have *NativeCountry*=Mexican instead of on the entire dataset, but an exact index would leak the true data distribution, violating DP.

Hence, Outis allows a differentially private index be built on a prespecified attribute A on the encrypted database $\tilde{\mathcal{D}}$. Let $P = (P_1, \dots, P_k)$ be a uniform partition on the sorted domain of A such that each partition contains $\frac{s_A}{k}$ consecutive domain values. First we use a garbled circuit to sort $\tilde{\mathcal{D}}$ over A into $\tilde{\mathcal{D}}_s$ and additionally output a noisy histogram \hat{V} on this k partitions, $\hat{V}[i] = \sum_j ct_{A,j} + \eta_i$ where $i \in [k]$, $j \in P_i$, $\eta_i \sim Lap(1/\epsilon_A)$ and $ct_{A,j}$ denotes the number of records with value j for attribute A . Next the AS computes a noisy c.d.f, \hat{C} over the k bins using the noisy counts in \hat{V} using inference based on isotonic regression [40]. For executing a program conditioned as $\phi = A \in [v_s, v_e]$, we compute first compute $i_{start} = \hat{C}[r_s - 1]$, $v_s \in [\frac{s_A}{k} \cdot (r_s - 1) + 1, \frac{s_A}{k} \cdot r_s]$, i.e., v_s belongs to bin r_s and $i_{end} = \hat{C}[r_e]$, $v_e \in [\frac{s_A}{k} \cdot (r_e - 1) + 1, \frac{s_A}{k} \cdot r_e]$, i.e., v_e belongs to bin r_e . We then run the program on this subset of records in $[i_{start}, i_{end}]$. For increased accuracy we can also consider preceding bins of $r_s - 1$ for i_{start} and succeeding bins of r_e for i_{end} .

There are two heuristics that can be considered for selecting the indexing attribute A . First, A should be very frequently queried. This is intuitive as this would mean a larger fraction of the queries will benefit from this optimization. Second, if $\{v_1, \dots, v_n\} \subset dom(A)$ is the set of most frequently queried values for attribute A , then $ct_{A,i}, i \in [n] \ll m$ where $ct_{A,i}$ is the number of records in $\tilde{\mathcal{D}}$ having value v_i for attribute A . This would ensure that the first selection performed alone on A will filter out majority of the records and reduce the intermediate dataset size to be considered for the subsequent predicate.

- **Optimized feature** - This optimization speeds up the execution time by reducing the number of total records to be processed for the program execution.
- **Trade-off** - The trade-off is a possible increase in error as the noisy selection of records from the index might miss some of the records that do satisfy the filter condition.
- **Privacy Cost** - Assuming the index is constructed with a privacy parameter ϵ_A , a selection of a subset of records using it will result in a ϵ_A - DP intermediate result. If ϵ is the parameter used for the subsequent measurement primitives, then by Theorem 1, the total privacy parameter is $\epsilon_A + \epsilon$.

(2) **DP Range Tree** : Range queries constitute a very popular category of queries for typical databases and range trees are a popular data structure constructed to speed up range query answering. A 1-dimensional range tree for an attribute A is an ordered hierarchical data structure such that the leaf nodes correspond to the individual counts for each possible value of A , while the parent nodes cover a range of values and store the sum of the counts of its children. Hence, if range queries are common, pre-computing noisy range trees is an useful optimization, e.g. building a range tree on *Age* attribute can be useful for programs P1 and P2 in Table 4. The sensitivity for such a noisy range tree is $\log s_A$ where s_A is the domain size of the attribute on which the tree is constructed. To answer any arbitrary range query, we need to access at most $2 \log s_A$ number of nodes in the range tree. Thus to answer all possible range queries on A , the total squared error accumulated is $O(\frac{s^2(\log s_A)^2}{\epsilon})$. In contrast for the naive case, we would have incurred error $O(\frac{s_A^3}{\epsilon})$ [40]. Hence this range tree optimization not only gives us a huge performance boost but also results in better answer accuracy.

- **Optimized Feature** - The optimization not only reduces the execution time, but also the expected error when executed over multiple range queries.
- **Trade-off** - The trade-off for this optimization is the storage cost of the range tree ($O(2 \cdot s_A)$).
- **Privacy Cost** - If the range tree is constructed with privacy parameter ϵ_R , then any measurement on it is a post-processing step. Hence, the overall privacy cost is ϵ_R -DP.

6.2 Implementation Based Optimizations

These optimizations work completely on the encrypted data and do not expend any privacy budget. Hence they do not affect the accuracy of the executed programs.

(1) **Precomputation** : Recall that the data owners DO_i send per-attribute encrypted one-hot-codings of their data to the AS. We can use the **CrossProduct** primitive to generate the one-hot-coding of data across two attributes during program executions. However, this step is very costly due to the intermediate interactions required with the CSP. Hence, an useful optimization can be pre-computing the one-hot-coding for the data across a set of popular attributes \bar{A} so that during subsequent program executions, the AS can get the desired representation via simple look-ups. For example, this can be useful for P3 in Table 4.

- **Optimized Feature** - This optimization improves the execution time of Outis programs. These multi-attribute one-hot-encodings can be re-used for all subsequent programs.
- **Trade-off** - The trade-off for this pre-computation is the storage cost ($O(m \cdot s_{\bar{A}} = m \cdot \prod_{A \in \bar{A}} s_A)$) incurred to store the multi-attribute one-hot-codings for \bar{A} .
- **Privacy Cost** - Since this computation is carried completely on the encrypted data, we do not expend any privacy budget.

(2) **Off-line Processing** : In the implementation of **GroupByCount** primitive, the CSP needs to generate the encrypted one-hot-codings for the masked histogram (Algorithm 2). Note that the one-hot-coding representation for any such count would simply be a vector of $(m - 1)$ ciphertexts for '0', $labEnc_{pk}(0)$ and 1 ciphertext for '1', $labEnc_{pk}(1)$. Thus one useful optimization can be generating these ciphertexts for 0 and 1 in an off-line phase. (This is similar to the idea of off-line generation of Beaver's multiplication triples [10] used in secure multi-party computation.) In this way the encryption time will not be a part of the program execution time, thereby giving us a performance boost.

- **Optimized Feature** - This optimization results in a reduction in the run time of Outis programs.
- **Trade-off** - The trade-off for this optimization is the storage cost ($O(m \cdot s_A)$) incurred to store the

ciphers for attribute A .

- **Privacy Cost** - The computation is carried completely on the encrypted data, we do not expend any privacy budget.

7 Outis Security Sketch

In this section we provide a sketch of the security proof in the semi-honest model. Our proof will follow the well established simulation argument [62]. Let P be a program that is to be run on dataset \mathcal{D} with privacy parameter ϵ and let $P^{CDP}(\mathcal{D}, \epsilon)$ denote the random variable (rv) that corresponds to the output of running P on the CDP model.

Theorem 4. Let Π be the protocol corresponding to the execution of program P in Outis. The views and outputs of AS and CSP are denoted follows:

$$\begin{array}{ll} View_1^\Pi(P, \mathcal{D}, \epsilon) & Output_1^\Pi(P, \mathcal{D}, \epsilon) \\ View_2^\Pi(P, \mathcal{D}, \epsilon) & Output_2^\Pi(P, \mathcal{D}, \epsilon) \end{array}$$

There exists Probabilistic Polynomial Time (PPT) simulators Sim_1 and Sim_2 such that:

- $Sim_1(P^{CDP}(\mathcal{D}, \epsilon))$ is computationally indistinguishable (\equiv_c) from $(View_1^\Pi(P, \mathcal{D}, \epsilon), Output_1^\Pi(P, \mathcal{D}, \epsilon))$, and
- $Sim_2(P^{CDP}(\mathcal{D}, \epsilon))$ is \equiv_c to $(View_2^\Pi(P, \mathcal{D}, \epsilon), Output_2^\Pi(P, \mathcal{D}, \epsilon))$.

$Output^\Pi(P, \mathcal{D}, \epsilon)$ is the combined output of the two parties¹

The proof of this is presented in Appendix A. The statement of the theorem given above assumes that AS and CSP do not collude with the users (the data owners). However, if AS colludes with a subset of the users, which essentially means Sim_1 (Sim_2) has to be given the data corresponding to these users as additional parameter. This provides no complications in the proof at all (see the proof in [34]). Since every program P expressible using Outis primitives satisfies differential privacy, it follows from Theorem 4 that every execution of Outis satisfies computational differential privacy.

Corollary 4.1. *Protocol Π satisfies computational differential privacy under the SIM-CDP notion [55].*

8 Experimental Evaluation

In this section we describe our evaluation of Outis along two dimensions, accuracy and performance of Outis programs. Specifically we address the following questions :

- **Q1:** Do Outis programs have significantly lower error than that for the corresponding state-of-the-art LDP implementations? Additionally is the accuracy of Outis programs comparable to that of the corresponding CDP implementations?
- **Q2:** Do the proposed optimizations provide substantial performance improvement over unoptimized Outis?
- **Q3:** Is the execution time for Outis programs practical and do they scale well?

Evaluation Highlights:

- Outis can achieve upto 2 orders of smaller error than the corresponding LDP implementation on a data of significant size ($\sim 30,000$) (Figure 3).
- The optimization techniques in Outis can improve the performance of unoptimized Outis by up to $6514\times$ (Table 5).
- The performance cost of a large class of Outis programs is less than 5 minutes for a dataset of size $\sim 30,000$ and it scales linearly with the size of the dataset (Figure 5). The AS performs majority of the work for most program executions (Table 5).

¹Notice that the simulators are passed a random variable $P^{CDP}(\mathcal{D}, \epsilon)$, which essentially means that simulator is given a random draw from this distribution.

8.1 Methodology

Programs: To answer the aforementioned questions we ran the experiments on the Outis programs previously outlined in Table 3. Due to space limitations we present the results of only four of them in the main paper namely P1,P3,P5 and P7. The rationale behind choosing these four is that they cover all three classes of programs (section 5.3) and showcase the advantages for all of the four proposed optimizations. Additional experimental results for programs P2,P4 and P6 from Table 4 are presented in Appendix C .

Dataset: We ran our experiments on the Adult dataset from the University of California, Irvine repository [2] which has been extracted from the 1994 census data. The dataset is of size 32,651.

Metrics:

Accuracy: For accuracy the following metrics are used

- Programs with scalar outputs, i.e., P5 and P7 use absolute error = $|c - \hat{c}|$ where c is the true count and \hat{c} is the noisy output.
- Programs with vector outputs, i.e., P1 and P3 use the L1 error metric given by $Error = \sum_i |V[i] - \hat{V}[i]|, i \in [|V|]$.

For each of the programs, we report the mean and std error values over 10 repetitions.

Performance: We report the mean total execution time in seconds for each program, over 10 repetitions.

Configuration: We implemented Outis in Python with the garbled circuit implementation of the EMP toolkit [1]. The prototype includes all four optimizations described in section 6. For Adult dataset, Outis constructs a DP index optimization over the attribute *NativeCountry* that benefits programs like P4 and P5. Our experiments assign 20% of the total program privacy parameter towards constructing the index and the rest is used for the remaining program execution. Outis also constructs a DP range tree over the attribute *Age* with the full privacy parameter. This helps programs like P1,P2 and P3. This is our default implementation for Outis.

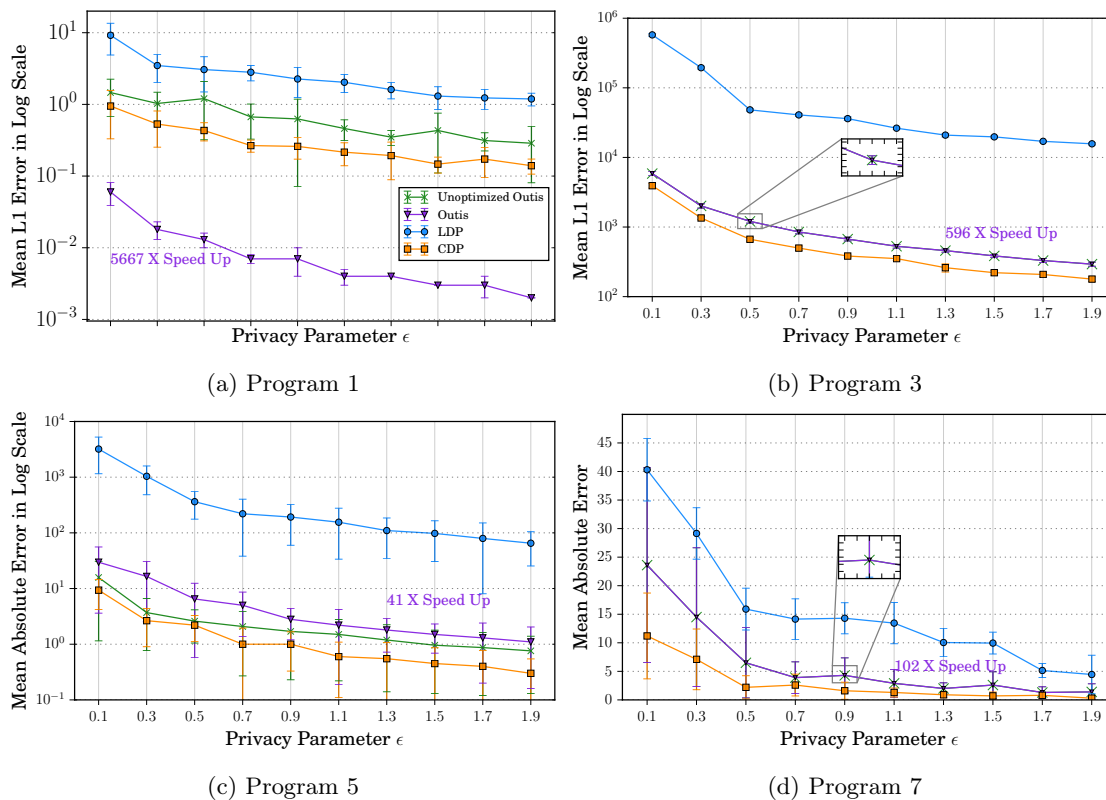


Figure 3: Accuracy Analysis of Outis Programs

Table 5: Execution Time Analysis for Outis Programs

Time in (s)		Program			
		1	3	5	7
Unoptimized Outis	AS	1756.71	101840.83	650.78	290
	CSP	0.26	78131.27	550.34	30407.73
	Total	1756.97	179972	1201.12	30697.73
Outis	Total	0.31	301.53	29.21	299.5
	Speed Up \times	5667.64	596.86	41.1	102.49

8.2 End-to-end Accuracy Comparison

In this section we evaluate **Q1** by performing a comparative analysis between the empirical accuracy of the aforementioned four Outis programs (both optimized and unoptimized) and that of the corresponding state-of-the-art LDP [70] and CDP [26] implementations with varying privacy parameter $\epsilon \in \{0.1, \dots, 0.9\}$.

The first observation with respect to accuracy is that the mean error for a single frequency count for Outis is at least 2 orders less than that of the corresponding LDP implementation. For example, Figure 3a shows that for P1 (c.d.f on *Age*), the mean error for Outis for $\epsilon = 0.1$ is given by 0.060 while the corresponding LDP implementation has an error of 9.2. Similarly for P3 (Figure 3b), $\epsilon = 0.1$ results in a mean error of 5862.4 as compared to an error of 576478.2 for the corresponding LDP implementation. P5 (Figure 3c) gives a mean error of only 15.8 for $\epsilon = 0.1$. In contrast, the corresponding LDP implementation has an error of 3199.96. The accuracy improvement on P7 (Figure 3d) by Outis is less significant as compared to the other programs, because P7 outputs the number of age values ($[1-100]$) having at least 100 records. At $\epsilon = 0.1$, at least 40 age values out of 100 are reported incorrectly on whether their counts pass the threshold. Outis reduces the error by half.

For P1 (Figure 3a), we observe that the error of Outis is around an order less than that of the unoptimized implementation. For instance, the mean error for Outis is $20\times$ lower than that of unoptimized Outis for $\epsilon = 0.1$. The reason is that, P1 constructs the c.d.f over the attribute *Age* (with domain size 100) by first executing 100 range queries. Thus, if the total privacy budget for the program is ϵ , then for unoptimized Outis, each query gets a privacy parameter of just $\frac{\epsilon}{100}$. In contrast, the DP range tree is constructed with the full budget ϵ and sensitivity $\lceil \log 100 \rceil$ thereby resulting in lesser error. For P5 (Figure 3c) however, the unoptimized implementation has slightly better accuracy (around $2\times$) than Outis. It is because of two reasons; firstly the noisy index on *NativeCountry* might miss some of the rows satisfying the filter condition (*NativeCountry*=Mexico). Secondly, since only 0.8% of the total privacy parameter is budgeted for the Laplace primitive in the optimized program execution, this results in a higher error as compared to that of unoptimized Outis. However, this is a small cost to pay for achieving a performance gain of $41\times$. The optimizations for P3 (Figure 3b) and P7 (Figure 3d) work completely on the encrypted data and do not expend the privacy budget. Hence they do not hurt the program accuracy in any way.

Another observation from Figure 3 is that the error of Outis is around $2\times$ higher than that of the corresponding CDP implementation. This conforms with our expectation as we add two instances of Laplace noise in Outis. For instance, Outis’s error for programs 4 (Figure 3b), 6 (Figure 3c) and 8 (Figure 3d) is respectively $1.49\times$, $1.69\times$ and $2.1\times$ higher than that of the corresponding CDP implementation for $\epsilon = 0.1$. For P1 however Outis has at least $15\times$ lower error than that of the CDP implementation due to the DP range tree optimization as explained in the preceding paragraph.

8.3 Performance Gain Due to Optimizations

In this section we evaluate **Q2** by analysing how much speed-up is brought about by the proposed optimizations in the total program execution. The results are reported in Table 5.

DP Range Tree : For P1 we see that the total time taken for execution for the unoptimized Outis implementation is about half an hour. However, using the range tree optimization reduces the execution time by $5667\times$. The reason behind this huge speed-up is that the time required by the AS in the optimized implementation becomes almost negligible because it simply needs to do a memory fetch to read off the answer from the pre-computed range tree instead of computing it from the entire encrypted database.

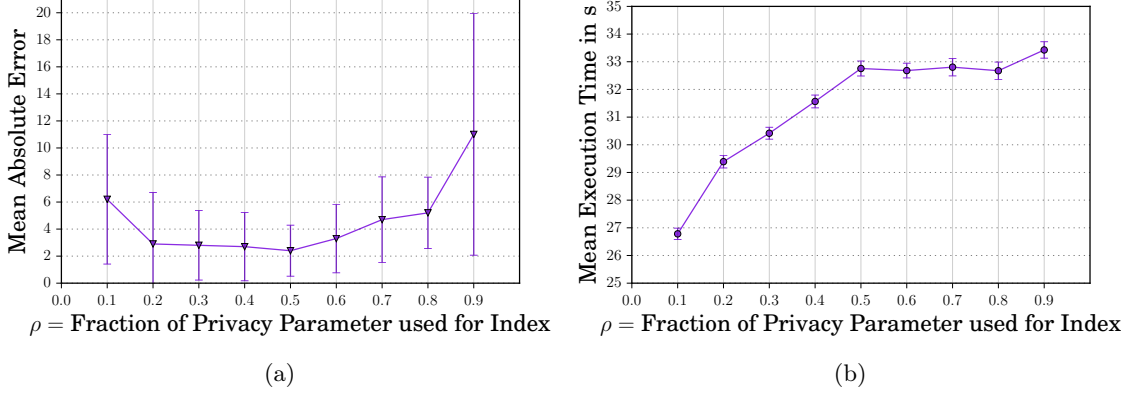


Figure 4: Program 5: Accuracy vs Performance Trade-off Analysis for DP Index Optimization

DP Index : For P5, we observe that the unoptimized implementation takes around 20 minutes to run. However a DP index over the attribute *NativeCountry* reduces the execution time to about 30s giving us a $41\times$ speed-up. It is so because, only about 2% of the data records satisfy *NativeCountry*=Mexico. Thus the index reduces the number of records to be considered for the program execution drastically thereby resulting in a huge performance boost.

Let ρ represent the fraction of the privacy parameter used towards constructing the DP index. In Figure 4 we study how the mean execution time and the error of the final result vary as a function of ρ for P5 for a total privacy parameter of $\epsilon = 1.1$. From Figure 4a we observe that the mean error incurred drops sharply from $\rho = 0.1$ to $\rho = 0.2$, stabilises till $\rho = 0.5$ and starts increasing again. This is so because, at $\rho = 0.2$, the noisy index correctly identifies almost all the records satisfying the Filter condition and hence does not contribute much to the total error. However as we keep increasing ρ , the amount of privacy budget left for the Laplace primitive keeps decreasing which results in higher error. From Figure 4b, we observe that the execution time increases till $\rho = 0.5$ and then stabilizes. The reason behind this is that, the total number of records returned after $\rho = 0.5$ does not differ by much. Thus from the two figures we observe that for $\rho = 0.2$ we get a high speed up ($40\times$) with relatively low error (3). Hence we choose $\rho = 0.2$ for our experiments. A formal accuracy vs speed up trade-off analysis would be very helpful in this regard and is part of our future plan.

Pre-computation : For P3 the unoptimized execution time on the dataset of 32561 records is around 2 days. This is so because the CrossProduct primitive used in the program needs to perform $200 \cdot 32561$ *labMult* operations which is very time consuming. Hence from Table 5 we see that, pre-computing the 2-D attribute over *Age* and *Gender* is a very useful optimization as now the execution reduces to just about 5 minutes giving us a $596.86\times$ speed up.

Off-line Processing : The most costly primitive for P7 is the GroupByCount primitive since the CSP has to generate 3256200 ciphertexts of 0 and 1 for the encrypted one-hot-codings. This results in a total execution time of about 8.5 hours in unoptimized Outis. However, by generating the ciphertexts off-line, the execution time can be reduced to just 5 minutes giving us a speed up of $102.49\times$. Another important observation from Table 5 is that the AS performs the major chunk of the work for most program executions. This conforms with our discussion in Section 3.4.

8.4 Scalability

In this section we evaluate **Q3** by observing the execution times of the aforementioned four Outis programs and studying how well the programs scale (Figure 5). All the reported execution times are for optimized implementations. For P1 we see that the the execution time remains unchanged with increase in the dataset size. This is so because once the range tree is constructed, irrespective of the dataset size, the program execution just involves reading the answer directly from the nodes of the tree followed by a decryption by the CSP. The execution time for the optimized P3 is dominated by the cost of the \oplus operation for the

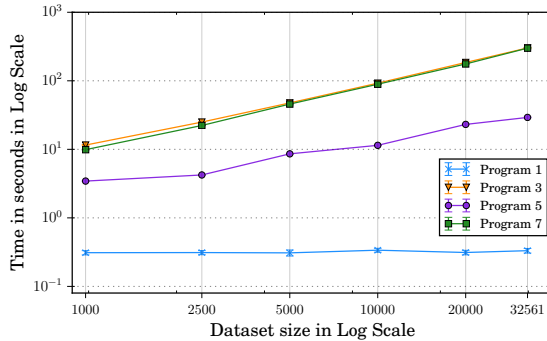


Figure 5: Scalability of Outis Programs

GroupBy primitive which scales linearly with the number of data records. Hence, as shown in Figure 5, the execution time for P3 increases linearly with the dataset size. For P5, the execution time basically depends on the % of the records in the dataset that satisfy the condition *NativeCountry = Mexico* (as this is roughly the number of records that will be retrieved from the noisy index). For the optimized execution of P7 as well, the time is dominated by the \oplus operation for the GroupBy primitive, thereby scaling linearly with the dataset size.

9 Related Work

9.1 Differential Privacy

Introduced by Dwork et al. [26], differential privacy has enjoyed immense attention from both academia and industry in the last decade. We will discuss the recent directions in two models of differential privacy: the *centralized differential privacy* (CDP), and *local differential privacy* (LDP).

The CDP model assumes the presence of a trusted server which can aggregate all users' data before perturb the query answers. This allows the design of a complex algorithm that releases more accurate query answers than the basic DP mechanisms. For example, an important line of work in the CDP model has been towards proposing "derived" mechanisms" [19] or "revised algorithms" [13] from basic DP mechanisms (like exponential mechanism, Laplace mechanism, etc.). The design of these mechanisms leverages on specific properties of the query and the data, resulting in a better utility than the basic mechanisms. One such technique is based on data partition and aggregation [81, 40, 64, 4, 22, 76, 63, 75] and is helpful in answering histogram queries. The privacy guarantees of these mechanisms can be ensured via the composition theorems and the post-processing property of differential privacy [26]. Other recent work include [74, 79, 78, 39, 50, 27, 61, 52, 24, 38]. In the future, we would like to extend Outis to support many of these algorithms.

The LDP was first introduced by Kasiviswanathan et al. [44]. Randomized response proposed by Warner in 1960s [73] is one of the simplest LDP techniques. The recent LDP research techniques [70, 7, 30] focus on constructing a frequency oracle that estimates the frequency of any value in the domain. However, when the domain size is large, it might be computationally infeasible to construct the histogram over the entire domain. To tackle this challenge, specialized and efficient algorithms have been proposed to compute heavy hitters [71, 31, 7], frequent itemsets [65, 72], and marginal tables [21, 82]. As the LDP model does not require a trusted data curator, it enjoyed significant industrial adoption, such as Google [30, 31], Apple [37], and Samsung [58].

Recently it has been showed that augmenting randomized response mechanism with an additional layer of anonymity in the communication channel can improve the privacy guarantees. The first work to study this was PROCHLO [12] implementation by Google. PROCHLO necessitates this intermediary to be trusted, this is implemented via trusted hardware enclaves (Intel's SGX). However, as showcased by recent attacks [68], it is notoriously difficult to design a truly secure hardware in practice. Motivated by PROCHLO, the authors in [29], present a tight upper-bound on the worst-case privacy loss. Formally, they show that any permutation invariant algorithm satisfying ϵ -LDP will satisfy $O(\epsilon\sqrt{\frac{\log(\frac{1}{\delta})}{n}}, \delta)$ -CDP, where n is the data size.

Cheu et al. [20] demonstrate privacy amplification by the same factor for 1-bit randomized response by using a mixnet architecture to provide the anonymity. This work also proves another important result that the power of the mixnet model lies strictly between those of the central and local models.

A parallel line of work involves efficient use of cryptographic primitives for differentially private functionalities. Agarwal et al. [5] proposed an algorithm for computing histogram over encrypted data. Rastogi et al. [66] and Shi et al. [67] proposed algorithms that allow an untrusted aggregator to periodically estimate the sum of n users' values in a privacy preserving fashion. However, both schemes are irremediable to user failures. Chan et al. [18] tackled this issue by constructing binary interval trees over the users.

9.2 Two-Server Model

The two-server model is a popular choice for privacy preserving machine learning techniques. Researchers have proposed privacy preserving ridge regression systems with the help of a cryptographic service provider [60, 34, 32, 33]. While the authors in [33] use a hybrid multi-party computation scheme with a secure inner product technique, Nikolaenko et al. propose a hybrid approach in [60] by combining homomorphic encryptions and Yao's garbled circuits. Gascon et al. [32] extended the results in [60] to include vertically partitioned data and the authors in [34] solve the problem using just linear homomorphic encryption. Zhang et al. in [56] also propose secure machine learning protocols using a privacy-preserving stochastic gradient descent method. Their main contribution includes developing efficient algorithms for secure arithmetic operations on shared decimal numbers and proposing alternatives to non-linear functions such as sigmoid and softmax tailored for MPC computations. In [59] and [48] the authors solve the problem of privacy-preserving matrix factorization. In both the papers, use a hybrid approach combining homomorphic encryptions and Yao's garbled circuits for their solutions.

9.3 Homomorphic Encryption

With improvements made in implementation efficiency and new constructions developed in the recent past, there has been a surge in practical privacy preserving solutions employing homomorphic encryptions. A lot of the aforementioned two-server models employ homomorphic encryption [60, 59, 34, 48]. In [41, 36, 16] the authors enable neural networks to be applied to homomorphically encrypted data. Linear homomorphic encryption is used in [35] to enable privacy-preserving machine learning for ensemble methods while uses fully-homomorphic encryption to approximate the coefficients of a logistic-regression model. [14] uses somewhat-homomorphic encryption scheme to compute the forecast prediction of consumer usage for smart grids.

10 Conclusions

In this paper we have proposed a new implementation model for differential privacy that achieves the constant error bound and algorithmic expressibility of CDP without the need for any trusted party. This is achieved via two non-colluding servers with the assistance of cryptographic primitives specifically LHE and garbled circuits. Our proposed system Outis can execute a rich class of programs that can run efficiently by virtue of four optimizations.

One possible future work can be to support a larger class of programs in Outis. For e.g., extension of the current functionality of Outis to include aggregation operators such as sum, median, average etc should be easily achievable. Supporting multi-table queries like joins in Outis based on existing works along the lines of *elastic sensitivity* [43] etc would also be an useful extension. Yet another interesting direction can be enabling learning algorithms on Outis. Comparatively simpler algorithms like linear regression can be based on a previous work [34] which also uses LHE and a two-server model. For this, we need to extend Outis with a new primitive that performs matrix multiplications. For more involved models like deep learning, we might need to combine the differential privacy results of [3] with the homomorphic encryption techniques of CryptoNet [36]. Recall that currently the data analyst spells out the explicit Outis program (i.e., the sequence of Outis primitives and their arguments) to the AS. Thus another interesting future work can be constructing a compiler that takes as input only a user specified query in a high-level-language and a total privacy budget for the query. The compiler should then be able to formalize an optimized Outis program expressed in terms of Outis primitives with automated sensitivity analysis and subsequent optimal per measurement primitive

privacy budget allocation. As mentioned in section 3.6, an alternative implementation for Outis can be based on secret shares modulo the assumption that both the servers benefit from learning the differential privacy output. Hence another useful extension might be re-implementing Outis with secret share based schemes. For this, the functionality of the existing primitives would mostly be the same, only the respective implementations will change. Yet another extension can be removing the second server (CSP) altogether and instead capturing its functionalities within a trusted execution environment (TEE).

References

- [1] <https://github.com/emp-toolkit>.
- [2] A.Asuncion and D. Newman. Uci machine learning repository, 2010.
- [3] M. Abadi, A. Chu, I. Goodfellow, H. B. McMahan, I. Mironov, K. Talwar, and L. Zhang. Deep learning with differential privacy. In *Proceedings of the 2016 ACM SIGSAC Conference on Computer and Communications Security, CCS '16*, pages 308–318, New York, NY, USA, 2016. ACM.
- [4] G. Acs, C. Castelluccia, and R. Chen. Differentially private histogram publishing through lossy compression. In *2012 IEEE 12th International Conference on Data Mining*, pages 1–10, Dec 2012.
- [5] A. Agarwal, M. Herlihy, S. Kamara, and T. Moataz. Encrypted databases for differential privacy, 2018. <https://eprint.iacr.org/2018/860>.
- [6] G. Barthe, M. Gaboardi, B. Grégoire, J. Hsu, and P.-Y. Strub. Proving differential privacy via probabilistic couplings. *Proceedings of the 31st Annual ACM/IEEE Symposium on Logic in Computer Science - LICS '16*, 2016.
- [7] R. Bassily and A. Smith. Local, private, efficient protocols for succinct histograms. In *Proceedings of the Forty-seventh Annual ACM Symposium on Theory of Computing, STOC '15*, pages 127–135, New York, NY, USA, 2015. ACM.
- [8] R. Bassily and A. Smith. Local, private, efficient protocols for succinct histograms. In *Proceedings of the Forty-seventh Annual ACM Symposium on Theory of Computing, STOC '15*, pages 127–135, New York, NY, USA, 2015. ACM.
- [9] J. Bater, X. He, S. Y. Tendryakova, A. Machanavajjhala, and J. Duggan. Shrinkwrap: Differentially-private query processing in private data federations. *CoRR*, abs/1810.01816, 2018.
- [10] D. Beaver. Precomputing oblivious transfer. In *Proceedings of the 15th Annual International Cryptology Conference on Advances in Cryptology, CRYPTO '95*, pages 97–109, Berlin, Heidelberg, 1995. Springer-Verlag.
- [11] A. Beimel, K. Nissim, and E. Omri. Distributed private data analysis: Simultaneously solving how and what. In *Proceedings of the 28th Annual Conference on Cryptology: Advances in Cryptology, CRYPTO 2008*, pages 451–468, Berlin, Heidelberg, 2008. Springer-Verlag.
- [12] A. Bittau, U. Erlingsson, P. Maniatis, I. Mironov, A. Raghunathan, D. Lie, M. Rudominer, U. Kode, J. Tinnes, and B. Seefeld. Prochlo: Strong privacy for analytics in the crowd. In *Proceedings of the 26th Symposium on Operating Systems Principles, SOSP '17*, pages 441–459, New York, NY, USA, 2017. ACM.
- [13] J. Blocki, A. Blum, A. Datta, and O. Sheffet. The johnson-lindenstrauss transform itself preserves differential privacy. *2012 IEEE 53rd Annual Symposium on Foundations of Computer Science, Oct 2012*.
- [14] J. W. Bos, W. Castryck, I. Iliashenko, and F. Vercauteren. Privacy-friendly forecasting for the smart grid using homomorphic encryption and the group method of data handling. In M. Joye and A. Nitaj, editors, *Progress in Cryptology - AFRICACRYPT 2017*, pages 184–201, Cham, 2017. Springer International Publishing.

- [15] E. Boyle, N. Gilboa, and Y. Ishai. Function secret sharing: Improvements and extensions. Cryptology ePrint Archive, Report 2018/707, 2018. <https://eprint.iacr.org/2018/707>.
- [16] H. Chabanne, A. de Wargny, J. Milgram, C. Morel, and E. Prouff. Privacy-preserving classification on deep neural network. *IACR Cryptology ePrint Archive*, 2017:35, 2017.
- [17] T.-H. H. Chan, E. Shi, and D. Song. Optimal lower bound for differentially private multi-party aggregation. In *Proceedings of the 20th Annual European Conference on Algorithms*, ESA'12, pages 277–288, Berlin, Heidelberg, 2012. Springer-Verlag.
- [18] T. H. H. Chan, E. Shi, and D. Song. Privacy-preserving stream aggregation with fault tolerance. In A. D. Keromytis, editor, *Financial Cryptography and Data Security*, pages 200–214, Berlin, Heidelberg, 2012. Springer Berlin Heidelberg.
- [19] T. Chanyaswad, A. Dytso, H. V. Poor, and P. Mittal. Mvg mechanism: Differential privacy under matrix-valued query. In *Proceedings of the 2018 ACM SIGSAC Conference on Computer and Communications Security*, CCS '18, pages 230–246, New York, NY, USA, 2018. ACM.
- [20] A. Cheu, A. D. Smith, J. Ullman, D. Zeber, and M. Zhilyaev. Distributed differential privacy via mixnets. *CoRR*, abs/1808.01394, 2018.
- [21] G. Cormode, T. Kulkarni, and D. Srivastava. Marginal release under local differential privacy. In *Proceedings of the 2018 International Conference on Management of Data*, SIGMOD '18, pages 131–146, New York, NY, USA, 2018. ACM.
- [22] G. Cormode, C. Procopiuc, D. Srivastava, E. Shen, and T. Yu. Differentially private spatial decompositions. *2012 IEEE 28th International Conference on Data Engineering*, Apr 2012.
- [23] H. Corrigan-Gibbs and D. Boneh. Prio: Private, robust, and scalable computation of aggregate statistics. In *14th USENIX Symposium on Networked Systems Design and Implementation (NSDI 17)*, pages 259–282, Boston, MA, 2017. USENIX Association.
- [24] W.-Y. Day and N. Li. Differentially private publishing of high-dimensional data using sensitivity control. In *Proceedings of the 10th ACM Symposium on Information, Computer and Communications Security*, ASIA CCS '15, pages 451–462, New York, NY, USA, 2015. ACM.
- [25] J. C. Duchi, M. I. Jordan, and M. J. Wainwright. Local privacy and statistical minimax rates. In *2013 IEEE 54th Annual Symposium on Foundations of Computer Science*, pages 429–438, Oct 2013.
- [26] C. Dwork and A. Roth. The algorithmic foundations of differential privacy. *Found. Trends Theor. Comput. Sci.*, 9(3–4):211–407, Aug. 2014.
- [27] C. Dwork, G. N. Rothblum, and S. Vadhan. Boosting and differential privacy. In *Proceedings of the 2010 IEEE 51st Annual Symposium on Foundations of Computer Science*, FOCS '10, pages 51–60, Washington, DC, USA, 2010. IEEE Computer Society.
- [28] H. Ebadi and D. Sands. Featherweight pinq, 2015.
- [29] Ú. Erlingsson, V. Feldman, I. Mironov, A. Raghunathan, K. Talwar, and A. Thakurta. Amplification by shuffling: From local to central differential privacy via anonymity. *CoRR*, abs/1811.12469, 2018.
- [30] Ú. Erlingsson, V. Pihur, and A. Korolova. Rappor: Randomized aggregatable privacy-preserving ordinal response. In *CCS*, 2014.
- [31] G. Fanti, V. Pihur, and Úlfar Erlingsson. Building a rappor with the unknown: Privacy-preserving learning of associations and data dictionaries, 2015.
- [32] A. Gascón, P. Schoppmann, B. Balle, M. Raykova, J. Doerner, S. Zahur, and D. Evans. Secure linear regression on vertically partitioned datasets. *IACR Cryptology ePrint Archive*, 2016:892, 2016.

- [33] A. Gascón, P. Schoppmann, B. Balle, M. Raykova, J. Doerner, S. Zahur, and D. Evans. Privacy-preserving distributed linear regression on high-dimensional data. *PoPETs*, 2017:345–364, 2017.
- [34] I. Giacomelli, S. Jha, M. Joye, C. D. Page, and K. Yoon. Privacy-preserving ridge regression with only linearly-homomorphic encryption. In B. Preneel and F. Vercauteren, editors, *Applied Cryptography and Network Security*, pages 243–261, Cham, 2018. Springer International Publishing.
- [35] I. Giacomelli, S. Jha, R. Kleiman, D. Page, and K. Yoon. Privacy-preserving collaborative prediction using random forests, 2018.
- [36] R. Gilad-Bachrach, N. Dowlin, K. Laine, K. E. Lauter, M. Naehrig, and J. R. Wernsing. Cryptonets: Applying neural networks to encrypted data with high throughput and accuracy. In *ICML*, 2016.
- [37] A. Greenberg. Apple’s ‘differential privacy’ is about collecting your data—but not *your* data. *Wired*, Jun 13 2016.
- [38] M. Hardt, K. Ligett, and F. McSherry. A simple and practical algorithm for differentially private data release. In *Proceedings of the 25th International Conference on Neural Information Processing Systems - Volume 2*, NIPS’12, pages 2339–2347, USA, 2012. Curran Associates Inc.
- [39] M. Hardt and G. N. Rothblum. A multiplicative weights mechanism for privacy-preserving data analysis. In *2010 IEEE 51st Annual Symposium on Foundations of Computer Science*, pages 61–70, Oct 2010.
- [40] M. Hay, V. Rastogi, G. Miklau, and D. Suciu. Boosting the accuracy of differentially private histograms through consistency. *Proc. VLDB Endow.*, 3(1-2):1021–1032, Sept. 2010.
- [41] E. Hesamifard, H. Takabi, and M. Ghasemi. Cryptodl: Deep neural networks over encrypted data, 2017.
- [42] J. Hsu, M. Gaboardi, A. Haeberlen, S. Khanna, A. Narayan, B. C. Pierce, and A. Roth. Differential privacy: An economic method for choosing epsilon. *2014 IEEE 27th Computer Security Foundations Symposium*, pages 398–410, 2014.
- [43] N. M. Johnson, J. P. Near, and D. X. Song. Practical differential privacy for SQL queries using elastic sensitivity. *CoRR*, abs/1706.09479, 2017.
- [44] S. P. Kasiviswanathan, H. K. Lee, K. Nissim, S. Raskhodnikova, and A. Smith. What can we learn privately? In *2008 49th Annual IEEE Symposium on Foundations of Computer Science*, pages 531–540, Oct 2008.
- [45] J. Katz and Y. Lindell. *Introduction to Modern Cryptography (Chapman & Hall/Crc Cryptography and Network Security Series)*. Chapman & Hall/CRC, 2007.
- [46] M. Kearns. Efficient noise-tolerant learning from statistical queries. *J. ACM*, 45(6):983–1006, Nov. 1998.
- [47] M. J. Kearns, R. E. Schapire, and L. M. Sellie. Toward efficient agnostic learning. In *Proceedings of the Fifth Annual Workshop on Computational Learning Theory*, COLT ’92, pages 341–352, New York, NY, USA, 1992. ACM.
- [48] S. Kim, J. Kim, D. Koo, Y. Kim, H. Yoon, and J. Shin. Efficient privacy-preserving matrix factorization via fully homomorphic encryption: Extended abstract. In *Proceedings of the 11th ACM on Asia Conference on Computer and Communications Security*, ASIA CCS ’16, pages 617–628, New York, NY, USA, 2016. ACM.
- [49] J. Lee and C. Clifton. How much is enough? choosing ϵ for differential privacy. In *Proceedings of the 14th International Conference on Information Security*, ISC’11, pages 325–340, Berlin, Heidelberg, 2011. Springer-Verlag.
- [50] C. Li, M. Hay, V. Rastogi, G. Miklau, and A. McGregor. Optimizing linear counting queries under differential privacy. In *Proceedings of the Twenty-ninth ACM SIGMOD-SIGACT-SIGART Symposium on Principles of Database Systems*, PODS ’10, pages 123–134, New York, NY, USA, 2010. ACM.

- [51] Y. Lindell and B. Pinkas. A proof of security of Yao's protocol for two-party computation. *J. Cryptol.*, 22(2):161–188, Apr. 2009.
- [52] M. Lyu, D. Su, and N. Li. Understanding the sparse vector technique for differential privacy. *Proceedings of the VLDB Endowment*, 10(6):637–648, Feb 2017.
- [53] A. Machanavajjhala, D. Kifer, J. Abowd, J. Gehrke, and L. Vilhuber. Privacy: Theory meets practice on the map. In *IEEE ICDE*, pages 277–286, 2008.
- [54] F. D. McSherry. Privacy integrated queries: An extensible platform for privacy-preserving data analysis. In *Proceedings of the 2009 ACM SIGMOD International Conference on Management of Data*, SIGMOD '09, pages 19–30, New York, NY, USA, 2009. ACM.
- [55] I. Mironov, O. Pandey, O. Reingold, and S. Vadhan. Computational differential privacy. In S. Halevi, editor, *Advances in Cryptology - CRYPTO 2009*, pages 126–142, Berlin, Heidelberg, 2009. Springer Berlin Heidelberg.
- [56] P. Mohassel and Y. Zhang. Secureml: A system for scalable privacy-preserving machine learning. In *2017 IEEE Symposium on Security and Privacy (SP)*, pages 19–38, May 2017.
- [57] A. Narayan and A. Haeberlen. Djoin: Differentially private join queries over distributed databases. In *Proceedings of the 10th USENIX Conference on Operating Systems Design and Implementation*, OSDI'12, pages 149–162, Berkeley, CA, USA, 2012. USENIX Association.
- [58] T. T. Nguyen, X. Xiao, Y. Yang, S. C. Hui, H. Shin, and J. Shin. Collecting and analyzing data from smart device users with local differential privacy. *CoRR*, abs/1606.05053, 2016.
- [59] V. Nikolaenko, S. Ioannidis, U. Weinsberg, M. Joye, N. Taft, and D. Boneh. Privacy-preserving matrix factorization. In *Proceedings of the 2013 ACM SIGSAC Conference on Computer & Communications Security*, CCS '13, pages 801–812, New York, NY, USA, 2013. ACM.
- [60] V. Nikolaenko, U. Weinsberg, S. Ioannidis, M. Joye, D. Boneh, and N. Taft. Privacy-preserving ridge regression on hundreds of millions of records. In *2013 IEEE Symposium on Security and Privacy*, pages 334–348, May 2013.
- [61] A. Nikolov, K. Talwar, and L. Zhang. The geometry of differential privacy. *Proceedings of the 45th annual ACM symposium on Symposium on theory of computing - STOC '13*, 2013.
- [62] G. Oded. *Foundations of Cryptography: Volume 2, Basic Applications*. Cambridge University Press, New York, NY, USA, 1st edition, 2009.
- [63] W. Qardaji, W. Yang, and N. Li. Differentially private grids for geospatial data. In *2013 IEEE 29th International Conference on Data Engineering (ICDE)*, pages 757–768, April 2013.
- [64] W. Qardaji, W. Yang, and N. Li. Understanding hierarchical methods for differentially private histograms. *Proc. VLDB Endow.*, 6(14):1954–1965, Sept. 2013.
- [65] Z. Qin, Y. Yang, T. Yu, I. Khalil, X. Xiao, and K. Ren. Heavy hitter estimation over set-valued data with local differential privacy. In *Proceedings of the 2016 ACM SIGSAC Conference on Computer and Communications Security*, CCS '16, pages 192–203, New York, NY, USA, 2016. ACM.
- [66] V. Rastogi and S. Nath. Differentially private aggregation of distributed time-series with transformation and encryption. In *Proceedings of the 2010 ACM SIGMOD International Conference on Management of Data*, SIGMOD '10, pages 735–746, New York, NY, USA, 2010. ACM.
- [67] E. Shi, T.-H. Hubert Chan, E. G. Rieffel, R. Chow, and D. Song. Privacy-preserving aggregation of time-series data. volume 2, 01 2011.

- [68] J. Van Bulck, M. Minkin, O. Weisse, D. Genkin, B. Kasikci, F. Piessens, M. Silberstein, T. F. Wenisch, Y. Yarom, and R. Strackx. Foreshadow: Extracting the keys to the intel sgx kingdom with transient out-of-order execution. In *Proceedings of the 27th USENIX Conference on Security Symposium, SEC’18*, pages 991–1008, Berkeley, CA, USA, 2018. USENIX Association.
- [69] L. Vilhuber, I. M. Schmutte, and J. M. Abowd. Proceedings from the 2016 NSF–Sloan workshop on practical privacy, Jan 2017.
- [70] T. Wang, J. Blocki, N. Li, and S. Jha. Locally differentially private protocols for frequency estimation. In *Proceedings of the 26th USENIX Conference on Security Symposium, SEC’17*, pages 729–745, Berkeley, CA, USA, 2017. USENIX Association.
- [71] T. Wang, N. Li, and S. Jha. Locally differentially private heavy hitter identification, 2017.
- [72] T. Wang, N. Li, and S. Jha. Locally differentially private frequent itemset mining. In *2018 IEEE Symposium on Security and Privacy (SP)*, pages 127–143, May 2018.
- [73] S. L. Warner. “randomized response: A survey technique for eliminating evasive answer bias.”. *Journal of the American Statistical Association*, 60 60, no. 309:63–69, 1965.
- [74] X. Xiao, G. Bender, M. Hay, and J. Gehrke. ireduct: Differential privacy with reduced relative errors. In *Proceedings of the 2011 ACM SIGMOD International Conference on Management of Data, SIGMOD ’11*, pages 229–240, New York, NY, USA, 2011. ACM.
- [75] X. Xiao, G. Wang, and J. Gehrke. Differential privacy via wavelet transforms. *2010 IEEE 26th International Conference on Data Engineering (ICDE 2010)*, 2010.
- [76] J. Xu, Z. Zhang, X. Xiao, Y. Yang, and G. Yu. Differentially private histogram publication. In *2012 IEEE 28th International Conference on Data Engineering*, pages 32–43, April 2012.
- [77] A. C. Yao. How to generate and exchange secrets. In *27th Annual Symposium on Foundations of Computer Science (sfcs 1986)*, pages 162–167, Oct 1986.
- [78] G. Yuan, Z. Zhang, M. Winslett, X. Xiao, Y. Yang, and Z. Hao. Low-rank mechanism. *Proceedings of the VLDB Endowment*, 5(11):1352–1363, Jul 2012.
- [79] G. Yuan, Z. Zhang, M. Winslett, X. Xiao, Y. Yang, and Z. Hao. Optimizing batch linear queries under exact and approximate differential privacy. *ACM Trans. Database Syst.*, 40(2):11:1–11:47, June 2015.
- [80] D. Zhang, R. McKenna, I. Kotsogiannis, M. Hay, A. Machanavajjhala, and G. Miklau. EKTELO: A framework for defining differentially-private computations. In *Proceedings of the 2018 International Conference on Management of Data, SIGMOD Conference 2018, Houston, TX, USA, June 10-15, 2018*, pages 115–130, 2018.
- [81] X. Zhang, R. Chen, J. Xu, X. Meng, and Y. Xie. Towards accurate histogram publication under differential privacy. In *Proceedings of the 2014 SIAM International Conference on Data Mining*, pages 587–595.
- [82] Z. Zhang, T. Wang, N. Li, S. He, and J. Chen. Calm: Consistent adaptive local marginal for marginal release under local differential privacy. In *Proceedings of the 2018 ACM SIGSAC Conference on Computer and Communications Security, CCS ’18*, pages 212–229, New York, NY, USA, 2018. ACM.

A Security Proof

In this section we present the formal proof for Theorem 4.

Proof. We have *nine primitives* in our paper (see Table 3).

- NoisyMax and CountDistinct use “standard” garbled circuit construction and their security proof follows from the proof of these schemes.

- All other primitives except **Laplace** essentially use homomorphic properties of our encryption scheme and thus their security follows from semantic-security of these scheme.
- The proof for the **Laplace** primitive is given below.

The proof for an entire program P (which is a composition of these primitives) follows from the composition theorem [62, Section 7.3.1]

We will prove the theorem for the **Laplace** primitive. In this case the views are as follows (the outputs of the two parties can simply be computed from the views):

$$\begin{aligned} \text{View}_1^\Pi(P, \mathcal{D}, \epsilon) &= (\tilde{\mathcal{D}}, \eta_1, P(\mathcal{D}) + \eta_2 + \eta_1) \\ \text{View}_2^\Pi(P, \mathcal{D}, \epsilon) &= (\eta_2, \text{labEnc}_{pk}(P(\mathcal{D}) + \eta_1)) \end{aligned}$$

The random variables η_1 and η_2 are random variables generated according to the Laplace distribution with the requisite parameters. The simulator $\text{Sim}_1(z_1)$ (where z_1 is the random variable distributed $P^{CDP}(\mathcal{D}, \epsilon)$) performs the following steps:

- Generates a pair of keys (pk_1, sk_1) for the encryption scheme and generates random data set \mathcal{D}_1 of the same size as \mathcal{D} and encrypts it using pk_1 to get $\tilde{\mathcal{D}}_1$.
- Generates η'_1 according to the Laplace distribution.

The output of $\text{Sim}_1(z_1)$ is $(\tilde{\mathcal{D}}_1, \eta'_1, z_1 + \eta'_1)$. Recall that the view of the AS is $(\tilde{\mathcal{D}}, \eta_1, P(\mathcal{D}) + \eta_2 + \eta_1)$. The computational indistinguishability of $\tilde{\mathcal{D}}_1$ and $\tilde{\mathcal{D}}$ follows from the semantic security of the encryption scheme. The tuple $(\eta'_1, z_1 + \eta'_1)$ has the same distribution as $(\eta_1, P(\mathcal{D}) + \eta_2 + \eta_1)$ and hence the tuples are computationally indistinguishable. Therefore, $\text{Sim}_1(z_1)$ is computationally indistinguishable from $\text{View}_1^\Pi(P, \mathcal{D}, \epsilon)$.

The simulator $\text{Sim}_2(z_2)$ (where z_2 is the random variable distributed according to $P^{CDP}(\mathcal{D}, \epsilon)$) performs the following steps:

- Generates a pair of keys (pk_2, sk_2) for our encryption scheme.
- Generates η'_2 according to the Laplace distribution.

The output of $\text{Sim}_2(z_2)$ is $(\eta'_2, \text{labEnc}_{pk}(z_2 + \eta'_2))$. By similar argument as before $\text{Sim}_2(z_2)$ is computationally indistinguishable from $\text{View}_2^\Pi(P, \mathcal{D}, \epsilon)$. \square

B Additional Implementation Details

B.1 Primitive Implementation

CrossProduct $\times_{A_i, A_j \rightarrow A'}(\cdot)$: This primitive replaces the two attributes A_i and A_j by a single attribute A' . Given the encrypted input table $\tilde{\mathbf{T}}$, where all attributes are in one-hot-encoding and encrypted, the attributes of $\tilde{\mathbf{T}}$ except A_i and A_j remain the same. For every row in $\tilde{\mathbf{T}}$, we denote the encrypted one-hot-encoding for A_i and A_j by $\tilde{\mathbf{v}}_1$ and $\tilde{\mathbf{v}}_2$. Let s_1 and s_2 be the domain sizes of A_i and A_j respectively. Then the new one-hot-encoding for A' , denoted by $\tilde{\mathbf{v}}$, has a length of $s = s_1 \cdot s_2$. For $l \in \{0, 1, \dots, s - 1\}$, we have

$$\tilde{\mathbf{v}}[l] = \text{labMult}(\tilde{\mathbf{v}}_1[l/s_2], \tilde{\mathbf{v}}_2[l\%s_2]).$$

Only one bit in $\tilde{\mathbf{v}}$ for A' will be encrypted 1 and the others will be encrypted 0s. When merging more than two attributes, Outis can use the $\text{genLabMult}()$ described in Section 5.1 to speed up computation.

Project $\pi_{\bar{A}}(\cdot)$: The implementation of this primitive is presented in the main paper in sec 5.2.

Filter $\sigma_\phi(\cdot)$: The predicate ϕ in this primitive is a conjunction of range conditions over \bar{A} , defined as: for a row r in input table $\tilde{\mathbf{T}}$, $\phi(r) = \bigwedge_{A_j \in \bar{A}} (r.A_j \in V_{A_j})$, where $r.A_j$ is the value of attribute A_j in row r and $V_{A_j} \subseteq \{0, 1, \dots, s_{A_j}\}$ (the indices for attribute values of A_j with domain size s_{A_j}).

Algorithm 2 GroupByCount $\tilde{\mathbf{V}} \leftarrow \gamma_A^{count}(\tilde{\mathbf{T}})$

AS:

- 1: Computes $\mathbf{V} = \gamma_A^{*,count}(\tilde{\mathbf{T}})$.
- 2: Masks the encrypted histogram \mathbf{V} for attribute A as follows

$$\mathbf{V}[i] = \mathbf{V}[i] \oplus \text{labEnc}_{pk}(M[i]), \quad \text{where, } M[i] \in_R [m], i \in [|V|]$$

- 3: Sends \mathbf{V} to CSP.

CSP:

- 4: Decrypts \mathbf{V} as $\mathcal{V}[i] = \text{labDec}_{sk}(\mathbf{V}[i]), i \in [|V|]$.
- 5: Converts each entry of \mathcal{V} to its corresponding one-hot-coding and encrypts it, $\tilde{\mathbf{V}}[i] = \text{labEnc}_{pk}(\mathcal{V}[i]), i \in [|V|]$
- 6: Sends $\tilde{\mathbf{V}}$ to AS.

AS:

- 7: Rotates every entry by its corresponding mask value to obtain the desired encrypted one-hot-coding $\tilde{\mathbf{V}}[i]$.

$$\tilde{\mathbf{V}}[i] = \text{RightRotate}(\tilde{\mathbf{V}}[i], M[i]), i \in [|V|]$$

First, we will show how to evaluate whether a row r satisfies $r.A_j \in V_{A_j}$. Let $\tilde{\mathbf{v}}_j$ be the encrypted one-hot-encoding of A_j , then the indicator function can be computed as

$$I_{r.A_j \in V_{A_j}} = \bigoplus_{l \in V_{A_j}} \tilde{\mathbf{v}}_j[l].$$

If the attribute of A_j in r has a value in V_{A_j} , then $I_{r.A_j \in V_{A_j}}$ equals 1; otherwise, 0.

Next, we can multiply all the indicators using $\text{genLabMult}()$ (Section 5.1) to check whether all attributes in $A_j \in \bar{A}$ of r satisfy the conditions in ϕ . Let $\bar{A} = \{A_1, \dots, A_m\}$, then

$$\phi(r) = \text{genLabMult}(I_{A_1 \in V_{A_1}}, \dots, I_{A_m \in V_{A_m}}).$$

Last, we update the bit of r in \mathbf{B} , i.e., $\mathbf{B}'[i] = \text{labMult}(\mathbf{B}[i], \phi(r))$, given r is the i th row in the input table. This step zeros out some additional records which were found to be extraneous by some preceding filter conditions.

Note that when the Filter transformation is applied for the very first time in a Outis program and the input predicate is conditioned on a single attribute $A \in V_A$, we can directly compute the new bit vector using $I_{r.A \in V_A}$, i.e., for the i th record r in input table $\tilde{\mathbf{T}}$, we have $\mathbf{B}'[i] = \bigoplus_{l \in V_A} \tilde{\mathbf{v}}_j[l]$. This avoids the unnecessary multiplication $\text{labMult}(\mathbf{B}[i], \phi(r))$.

Count $\text{count}(\cdot)$: To evaluate this primitive on its input table $\tilde{\mathbf{T}}$, Outis simply adds up the bits in the corresponding \mathbf{B} , i.e., $\bigoplus_i^m \mathbf{B}[i]$.

GroupBy* $\gamma_A^{*,count}(\cdot)$: The implementation of this primitive is presented in the main paper in sec 5.2.

GroupByCount $\gamma_A^{*,count}(\cdot)$: The implementation detail of this primitive is given in the main text (section 5.2) and is illustrated in Algorithm 2.

CountDistinct $\text{count}^*(\cdot)$: The implementation of this primitive involves both AS and CSP. Given the input encrypted vector of counts \mathbf{V} of length s , the AS first masks \mathbf{V} to form a new encrypted vector \mathcal{V} with a vector of random numbers M , i.e., for $i \in \{0, 1, \dots, s-1\}$, $\mathcal{V}[i] = \mathbf{V}[i] \oplus \text{labEnc}_{pk}(M[i])$. This masked encrypted vector is then sent to CSP and decrypted by CSP to a plaintext vector \mathcal{V} using the secret key.

Next, CSP generates a garbled circuit which takes (i) the mask M from the AS, and (ii) the plaintext masked vector \mathcal{V} and a random number r from the CSP as the input. This circuit first removes the mask M from \mathcal{V} to get V and then counts the number of non-zero entries in V , denoted by c . A masked count $c' = c+r$ is outputted by this circuit. CSP send both the circuit and the encrypted random number $\text{labEnc}_{pk}(r)$ to AS.

Last, the AS evaluates this circuit to the masked count c' and obtains the final output to this primitive: $\mathbf{c} = \text{labEnc}_{pk}(c') - \text{labEnc}_{pk}(r)$.

Laplace $\text{Lap}_{\epsilon, \Delta}(\mathbf{V})$: The implementation of this primitive is presented in the main paper in section 5.2.

NoisyMax $NoisyMax_{\epsilon, \Delta}(\cdot)$: The implementation of this primitive is presented in section 5.2.

B.2 DP Index Optimization Implementation

The DP index optimization can be implemented via a garbled circuit which aims to compute two pieces of information: a sorted encrypted database based on A and a ϵ -differentially private index on A . This circuit takes (i) the secret key sk from the CSP, and (ii) the entire database $\tilde{\mathcal{D}}$ and the attribute A from the AS. The attribute A has a domain of size s_A and is uniformly partitioned into k ranges $\{R_1, \dots, R_i, \dots, R_{s_A/k}\}$, where $R_i = [\frac{s_A}{k}i, \frac{s_A}{k}(i+1))$.

This circuit first decrypts $\tilde{\mathcal{D}}$ using the secret key and sorts the decrypted database on attribute A in ascending order. The sorted database is then encrypted again. Then the circuit computes a histogram V on the k ranges of A , denoted by $[c_1, \dots, c_k]$ and perturbs each count with Laplace noise, i.e., $\hat{c}_i = c_i + \eta_i$, where $\eta_i \sim Lap(1/\epsilon)$. The noisy counts \mathbf{V} are then used to construct a cumulative histogram over A , where $\hat{cdf}[i] = \sum_{j=0}^i \hat{c}_j$ and post-processed such that they are in non-decreasing order and non-negative, and $\hat{cdf}[k] = |\tilde{\mathcal{D}}| [40]$.

Given the differentially private cdf and the sorted database, when a program would like to select rows with $A \in [v_i, v_j]$, we find the ranges that contain v_i and v_j respectively, denoted by R_i and R_j . Then we return all records in the sorted database which cover all ranges from R_i and R_j . This corresponds to row $(\hat{cdf}[i-1] + 1)$ to row $(\hat{cdf}[j])$.

B.3 Illustration genLabMult

Figure 2 illustrates how a n -way multiplication described in Section 5.1 can be parallelized. This approach requires a total of $\lceil \log n \rceil$ rounds of communication between AS and CSP.

C Additional Evaluation

We present additional accuracy study for Outis programs P2, P4, and P6 from Table 4. Figure 6 shows the empirical accuracy of these three programs (both optimized and unoptimized) and that of the corresponding state-of-the-art LDP [70] and CDP [26] implementations with varying privacy parameter $\epsilon \in \{0.1, \dots, 0.9\}$. We observe the similar results for P2, P4, and P6 as the other programs (P1, P3, P5, P7 in Figure 3). The errors of Outis programs and unoptimized Outis programs are very closed to CDP and are much smaller than that of LDP.

D Discussion

D.1 Joint Laplace Noise Generation

Recall that in Outis, both the servers, AS and CSP have to add two separate instances of Laplace noise to true answer. Thus the expected error incurred in Outis is quantitatively twice that of the traditional Laplace mechanism in traditional CDP model. However, there is an alternative way of jointly computing a single instance of the Laplace noise via a secure multi party computation protocol [57]. For this, the CSP generates a garbled circuit that takes one l -bit random string from CSP and AS each as an input, denoted by S_1 and S_2 respectively. This circuit performs $S = S_1 \text{ xor } S_2$ and uses it to generate an instance of random noise, η drawn from the distribution $Lap(\frac{1}{\epsilon})$ following the fundamental law of transformation of probabilities. Last, the circuit encrypts η and returns $\boldsymbol{\eta} = \text{labEnc}_{pk}(\eta)$. Hence, this approach adds just one instance of the Laplace noise, resulting the same accuracy guarantee as the CDP model. However owing to the garbled circuit, this implementation is computationally heavier. Therefore, we choose the two phase noise addition implementation for Outis in this paper.

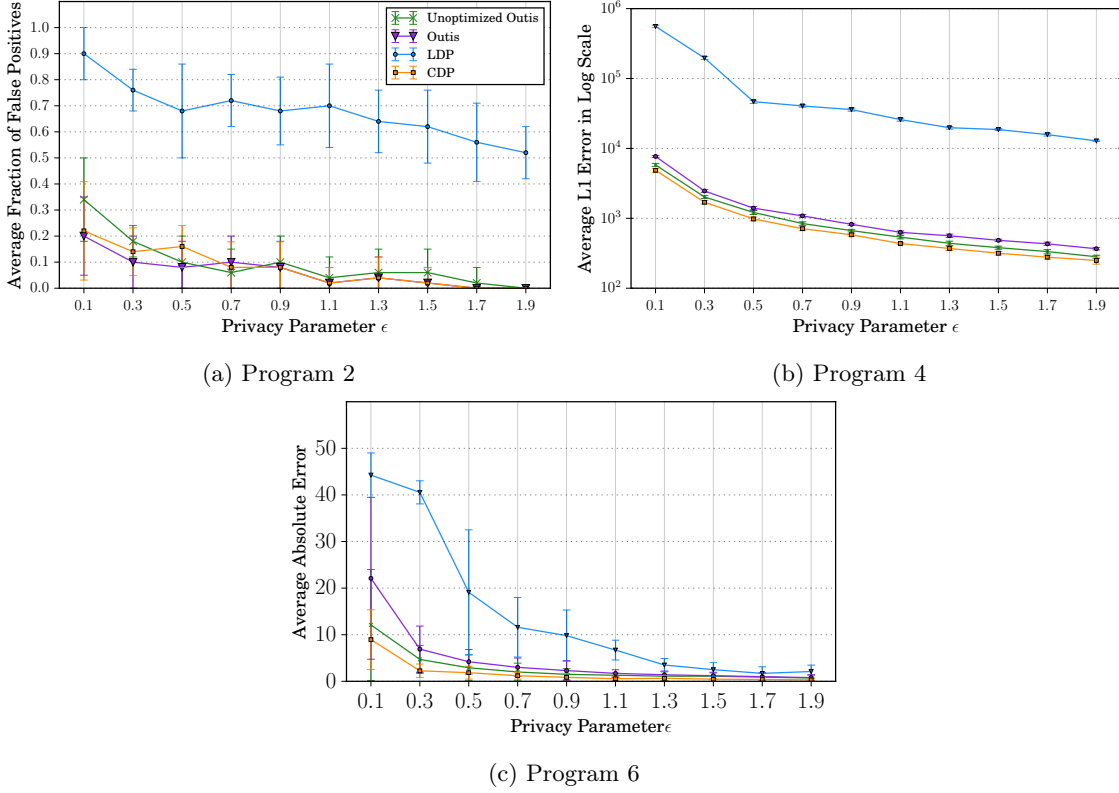


Figure 6: Accuracy Analysis of Outis Programs Cntd.

D.2 Separation from LDP model

As discussed in the introduction, the LDP model is less powerful in query answering than the CDP model [44, 20]. However, by virtue of secure computation, we can potentially implement all the functionalities of the CDP model in our two-server model. However, by virtue of secure computation, we can potentially implement all the functionalities of the CDP model in our two-server model. Functional efficiency might be a point of contention in certain cases, but nothing in the architecture of Outis can restrict its algorithmic expressibility. Recall that the power of the LDP model is equivalent to that of the statistical query model [46] from learning theory and there exists an exponential separation between the accuracy and sample complexity of local and central algorithms [44].

We will showcase three different queries which can be computed efficiently in Outis but infeasible in the standard LDP model.

DNF Queries. The class of DNF queries fall outside the scope of statistical query models [47]. Hence it is infeasible to answer counting queries based on a predicate with a disjunction in the LDP model. However, we can answer them in Outis as follows. Consider a DNF query

$$\phi = (A_{11} \wedge \dots \wedge A_{1k}) \vee \dots \vee (A_{t1} \wedge \dots \wedge A_{tl}), t, k, l \in \mathbb{Z}_{\geq 0}.$$

Let $Attribute(\phi)$ denote the set of all attributes in \mathcal{A} that appear in the boolean condition ϕ . For example, if

$$\phi = ((\mathcal{A}_1 == v_1) \wedge \mathcal{A}_2 == v_2) \vee \mathcal{A}_3 == v_3,$$

then we have $Attribute(\phi) = \{\mathcal{A}_1, \mathcal{A}_2, \mathcal{A}_3\}$.

Firstly, the AS computes the attribute set $\bar{A} = Attribute(\phi)$ and projects $\tilde{\mathcal{D}}$ on \bar{A} . Then, the AS constructs the encrypted one-hot-coding of over all attributes in \bar{A} using the cross product transformation. We denote the new attribute A' and the new table $\tilde{\mathcal{D}}'$. Now, the AS simply filters this new table $\tilde{\mathcal{D}}'$ with

predicate ϕ' such that ϕ' is the equivalent of ϕ when expressed in terms of the new attribute A' . Finally, AS performs the Count transformation and the Laplace transformation to obtain the final result.

Variable Selection Problem. The variable selection problem is an optimization problem described as follows. Given a set of counting queries, the problem finds the query with nearly the largest value, i.e., computes an approximate argmax. Cheu et al. [20] prove that the sample complexity of this problem in the "one-message" mixnet model (i.e., each user send only a single message into the shuffle) is exponentially larger than that of the CDP model. The variable-selection problem is actually equivalent to the exponential mechanism [26] in the CDP model. Moreover, the exponential mechanism is simply a variant of the "Report Noisy-Max" algorithm with a different noise distribution [6]. Thus essentially, the NoisyMax primitive in Outis is capable of solving the variable-selection problem accurately.

Count Distinct Values. Consider the problem of computing the number of distinct values out of a set of m user data where the domain of the values is S and $m \ll |S|$. In the LDP model, for small sizes of S , one can construct a frequency oracle and compute the number of values with non-zero count with some careful thresholding [70]. However, if the size of S is huge then it becomes computationally infeasible to deploy the aforementioned mechanism. For example, if the values correspond to different URLs, since the total domain size is 2^{64} , computation limitations make this problem infeasible to be solved in the LDP setting. There are mechanisms that use techniques like dividing the data into groups and then performing specialised processing etc to find top k heavy hitters in this setting [71, 8] but still these work only for low values of $k < 60$. Although for our discussion in the paper we have considered the one-hot-coding as our preferred data encoding scheme, Outis architecturally can support any arbitrary encoding scheme. For instance, for URLs the data owners can instead use the domain name based encoding (i.e., subdomain.secondleveldomain.topleveldomain) for encrypting their data. Following this, an appropriate garbled circuit to count the number of distinct values from this encrypted dataset (which can be defined as a new Outis primitive) can answer the above query in the Outis setting.

An important point to be noted here is that the power of the shuffler or mixnet model (which is obtained by augmenting LDP with anonymization via shuffling) [12, 20, 29], lies strictly between that of traditional LDP and CDP. Thus the two-server model of Outis differs from this line of work in three major ways. First, Outis results in no reduction in expressibility as compared to that of the CDP model. Second, the mixnet/shuffler model results in an approximate DP guarantee ($\epsilon\sqrt{\frac{\log \frac{1}{\delta}}{n}}, \delta$) which incurs an expected error of $O(\epsilon\sqrt{\log \frac{1}{\delta}})$. In practice, δ has to be smaller than $\frac{1}{n}$ in order to get meaningful privacy. In contrast, Outis achieves the same order of accuracy guarantees as that of the CDP model. Finally, the trust assumptions of the shuffler/mixnet model differ from that of Outis. Google's implementation relies on a trusted intermediary shuffler which they implement via trusted hardware enclaves. However truly secure hardware enclaves are notoriously difficult to achieve in practice [68]. The mixnet model on the other hand requires a mix network or mixnet which is a protocol involving several computers that inputs a sequence of encrypted messages, and outputs a uniformly random permutation of those messages' plaintexts. Their trust assumption is that at least one of the servers needs to behave honestly. For Outis, both the servers are completely untrusted under the constraint that they are non-colluding and follow the protocols semi-honestly.

Part I

title