

Spontaneous symmetry-breaking at surfaces of d -wave superconductors: influence of geometry and surface ruggedness

P. Holmvall,^{1,*} A. B. Vorontsov,² M. Fogelström,¹ and T. Löfwander¹

¹*Department of Microtechnology and Nanoscience - MC2,
Chalmers University of Technology, SE-41296 Göteborg, Sweden*

²*Department of Physics, Montana State University, Montana 59717, USA*
(Dated: November 13, 2021)

Surfaces of d -wave superconductors may host a substantial density of zero-energy Andreev states. The zero-energy flat band appears due to a topological constraint, but comes with a cost in free energy. We have recently found that an adjustment of the surface states can drive a phase transition into a phase with finite superflow that breaks time-reversal symmetry and translational symmetry along the surface. The associated Doppler shifts of Andreev states to finite energies lower the free energy. Direct experimental verification of such a phase is still technically difficult and controversial, however. To aid further experimental efforts, we use the quasiclassical theory of superconductivity to investigate how the realization and the observability of such a phase are influenced by sample geometry and surface ruggedness. Phase diagrams are produced for relevant geometric parameters. In particular, critical sizes and shapes are identified, providing quantitative guidelines for sample fabrication in the experimental hunt for symmetry-breaking phases.

I. INTRODUCTION

Quasiparticle scattering at interfaces and inhomogeneities of unconventional superconductors leads to pair-breaking and the formation of Andreev states^{1–3}. In a d -wave superconductor, these states form a spin-degenerate flat band at zero energy (midgap) that influences tunneling properties, leading to e.g. zero-bias conductance peaks^{4–7}. Furthermore, the Andreev states are bound within a few coherence lengths of the scattering centers, and might influence the superconducting state as a whole in mesoscopic systems⁸. The flat band of zero energy states are enforced by topology⁹, but cost free energy. There are several suggested mechanisms for shifting the states away from the Fermi energy, and thereby lower the free energy in a phase transition where time-reversal (\mathcal{T}) and possibly more symmetries are broken. In one scenario, a subdominant attractive pairing channel is assumed to exist^{5,10–12}, for instance s -wave. At a temperature T_s^* , that depends on the interaction strength in the subdominant channel, it then becomes energetically favorable to form a composite order parameter $\Delta_d \pm i\Delta_s$, which breaks \mathcal{T} -symmetry and places the Andreev states at $\pm\Delta_s$. In a second scenario^{13,14}, the repulsive Coulomb interaction in the system may lead to a spin split of the Andreev states, thereby introducing a magnetic transition at a temperature T_m^* . In a third scenario there are no additional interaction terms in the Hamiltonian. Instead, the appearance of spontaneous superflow sustain Doppler shifts ($\epsilon \rightarrow \epsilon - \mathbf{v}_F \cdot \mathbf{p}_s$, where \mathbf{v}_F is the Fermi velocity and \mathbf{p}_s is the superfluid momentum) of the Andreev states to finite energies. This has been first shown to be possible at translationally invariant surfaces^{15–17}. In this case, the transition temperature $T^* \sim (\xi_0/\lambda)T_c \ll T_c$, where T_c is the superconducting transition temperature of the d -wave superconductor, is very low due to the unfavorable ratio between the superconducting coherence length ξ_0

and the penetration depth λ , which appears as a parameter when screening of the surface magnetic field is taken into account. In a ribbon geometry^{18–22}, Andreev states at the two opposite edges interact and hybridize, which provides additional energy shifts that enhance the transition temperature to $T^* \sim (\xi_0/D)T_c$, where the ribbon width D satisfies $\xi_0 < D \ll \lambda$. Recently^{23–25}, we have shown that allowing also breakdown of translational invariance, a single surface will sustain a superflow profile with a texture (see Fig. 1) where the associated magnetic flux is restricted to the coherence length scale, in contrast to the penetration depth scale in the translational invariant case. Thereby, $T^* \sim 0.18T_c$ can be achieved for the ideal case of a maximally pair-breaking specular surface of a clean d -wave superconductor. This T^* is relatively high, making this scenario very competitive, as long as $T^* > \{T_s^*, T_m^*\}$, which depends on the interaction strengths in a particular superconducting material.

There are many experiments that support the claims of symmetry-broken phases^{8,26–32}. However, there are several other experiments that report no signatures, and in particular, no direct imaging of the currents or magnetic fields that would arise in the different scenarios^{33–37}. Within the scenario of spontaneous superflow with a texture, the breaking of translational invariance leads to inhomogeneous broadening of surface properties probed experimentally on a long length scale compared with the coherence length. The spontaneous currents arrange themselves as small loop currents, where neighboring loops have opposite circulation and magnetic field directions. Given the short length scale and the fact that there is no net current flow or flux, such a phase could easily have escaped observation. Such small fluxes and flows would be very difficult to detect unless using very local probes, e.g. single-spin detectors³⁸, scanning-tunneling spectroscopy^{39,40}, nano-SQUIDs⁴¹, magnetometry⁴² and diamond cantilevers^{43,44}.

To aid such experimental verification, we study in this

paper how the realization and observability of the translational symmetry-breaking phase is influenced by sample geometry and surface roughness. In addition, we suggest indirect observation by e.g. penetration-depth measurements⁴⁵ and nanocalorimetry^{46,47}.

II. METHODS

We study two-dimensional superconducting grains of various geometries and sizes, with an anisotropic order parameter. In particular, we consider d -wave superconductivity with a cylindrically symmetric Fermi surface (see Fig. 1), but other order parameters that enable surface Andreev bound states are also of relevance (e.g. polar p -wave superconductors^{48–52}). In the present system, the angle between the sample interface and the crystal ab -axes (hence the d -wave order parameter lobes) directly influences the spectral weight of midgap Andreev states. The grains are assumed to be in vacuum and equilibrium, with spin degeneracy and negligible spin-orbit coupling. Furthermore, the grains are assumed to be clean with perfectly specular interfaces, but effects of disorder and

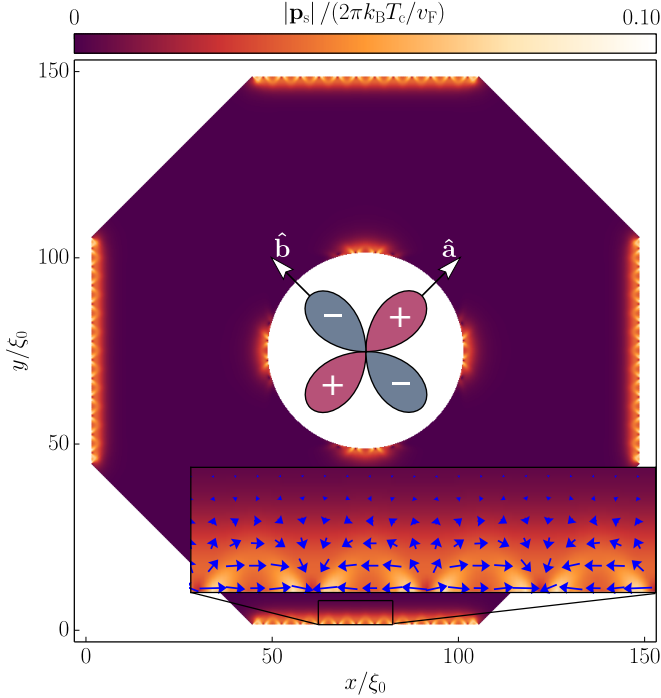


FIG. 1. A d -wave superconducting grain at temperature $T = 0.1T_c$ with spontaneous superflow (colors) that spontaneously break translational (along individual surface segments) and time-reversal symmetries. The Andreev states exist only at the pair-breaking edges, that for this sample geometry occurs along the nodal directions. There is no superflow at surfaces along the lobal directions, since those surfaces have no Andreev states. The inset shows the vector field \mathbf{p}_s (superfluid momentum) with a periodic structure of topological defects²⁴ in the form of edge sources and sinks.

diffuse scattering are discussed.

We utilize the quasiclassical theory of superconductivity^{53–59}, in which the Green's function $\hat{g}(\mathbf{p}_F, \mathbf{R}; z)$ governs quasiparticle and pair propagation through the Eilenberger equation

$$i\hbar \mathbf{v}_F \cdot \nabla_R \hat{g} + \left[\hat{\tau}_3 \left(z + \mathbf{v}_F \cdot \frac{e}{c} \mathbf{A} \right) - \hat{h}, \hat{g} \right] = \hat{0}, \quad (1)$$

with the normalization condition

$$\hat{g}^2 = -\pi^2 \hat{1}. \quad (2)$$

Here, \mathbf{p}_F is the quasiparticle momentum at the Fermi-surface, \mathbf{R} the center-of-mass coordinate, z the energy, \hbar the reduced Planck constant, \mathbf{v}_F the Fermi velocity, e the elementary charge, c the speed of light, \mathbf{A} the electromagnetic gauge field, and $\hat{\tau}_3$ the third Pauli matrix, where the hat symbol denotes Nambu (electron-hole) space. The self-energies \hat{h} are expressed in terms of the superconducting order parameter Δ ,

$$\hat{h} = \begin{pmatrix} 0 & \Delta \\ \tilde{\Delta} & 0 \end{pmatrix}, \quad (3)$$

and the quasiclassical Green's function is described in terms of the quasiparticle and pair-propagators g and f , respectively,

$$\hat{g} = \begin{pmatrix} g & f \\ -\tilde{f} & \tilde{g} \end{pmatrix}. \quad (4)$$

The tilde symbol denotes particle-hole conjugation

$$\tilde{\alpha}(\mathbf{p}_F, \mathbf{R}; z) = \alpha^*(-\mathbf{p}_F, \mathbf{R}; -z^*). \quad (5)$$

To solve the Eilenberger equation, the Riccati formalism is used^{60–66}, in which the quasiclassical Green's function is parametrized in terms of two particle-hole coherence functions $\gamma(\mathbf{p}_F, \mathbf{R}; z)$ and $\tilde{\gamma}(\mathbf{p}_F, \mathbf{R}; z)$

$$\hat{g} = -\frac{i\pi}{1 + \gamma\tilde{\gamma}} \begin{pmatrix} 1 - \gamma\tilde{\gamma} & 2\gamma \\ 2\tilde{\gamma} & -1 + \gamma\tilde{\gamma} \end{pmatrix}, \quad (6)$$

yielding two Riccati equations

$$\left(i\hbar \mathbf{v}_F \cdot \nabla_R + 2z + 2\frac{e}{c} \mathbf{v}_F \cdot \mathbf{A} \right) \gamma = -\tilde{\Delta} \gamma^2 - \Delta, \quad (7)$$

$$\left(i\hbar \mathbf{v}_F \cdot \nabla_R - 2z - 2\frac{e}{c} \mathbf{v}_F \cdot \mathbf{A} \right) \tilde{\gamma} = -\Delta \tilde{\gamma}^2 - \tilde{\Delta}. \quad (8)$$

In this paper, a pure d -wave order parameter is assumed

$$\Delta(\mathbf{p}_F, \mathbf{R}) = \Delta_d(\mathbf{R}) \eta_d(\theta_F), \quad (9)$$

$$\eta_d(\theta_F) = \sqrt{2} \cos(2\theta_F), \quad (10)$$

where η_d is the d -wave basis function, and θ_F is the angle between the Fermi momentum and the crystal $\hat{\mathbf{a}}$ -axis. The order parameter is solved self-consistently from the gap equation with the Matsubara technique

$$\Delta_d(\mathbf{R}) = \lambda_d N_F k_B T \sum_{|\epsilon_m| \leq \Omega_c} \int \frac{d\theta_F}{2\pi} \eta_d^*(\theta_F) f(\mathbf{p}_F, \mathbf{R}; i\epsilon_m), \quad (11)$$

where λ_d is the pairing interaction, k_B the Boltzmann constant, ϵ_m the Matsubara energy, Ω_c is a cutoff energy and N_F is the normal-state density of states at the Fermi surface (per spin).

This theoretical formalism is implemented numerically to run on graphics processing units, where the above equations of motion are solved in parallel over different degrees of freedom, until self-consistency is achieved, see Refs.^{23,24,67,68} for more details. Finally, various quantities are calculated, e.g. the gauge-invariant superfluid momentum \mathbf{p}_s which we have identified²⁴ as the order parameter of the symmetry-broken phase

$$\mathbf{p}_s(\mathbf{R}) = \frac{\hbar}{2} \nabla \chi(\mathbf{R}) - \frac{e}{c} \mathbf{A}(\mathbf{R}), \quad (12)$$

where χ is the superconducting phase. The local density of states (DOS) at energy ϵ is calculated as a Fermi-surface average

$$N(\mathbf{R}; \epsilon) = -\frac{N_F}{\pi} \int \frac{d\theta_F}{2\pi} \text{Im} [g(\mathbf{p}_F, \mathbf{R}; \epsilon + i\delta)], \quad (13)$$

where $\delta \rightarrow 0^+$ guarantees a retarded Green's function. The current density is calculated according to

$$\mathbf{j}(\mathbf{R}) = 2\pi e N_F k_B T \sum_{\epsilon_m} \int \frac{d\theta_F}{2\pi} \mathbf{v}_F g(\mathbf{p}_F, \mathbf{R}; i\epsilon_m). \quad (14)$$

In absence of impurity scattering, the free-energy difference between the superconducting and the normal state, at temperature T , may be calculated as⁵³

$$\begin{aligned} \Omega(T) &= \int d\mathbf{R} \left\{ \frac{\mathbf{B}^2(\mathbf{R})}{8\pi} + |\Delta(\mathbf{R})|^2 N_F \ln \frac{T}{T_c} + \right. \\ &\quad \left. 2\pi N_F k_B T \sum_{\epsilon_m > 0} \left[\frac{|\Delta(\mathbf{R})|^2}{\epsilon_m} + i\mathcal{I}(\mathbf{R}, \epsilon_m) \right] \right\} \quad (15) \\ \mathcal{I}(\mathbf{R}) &= \int \frac{d\theta_F}{2\pi} \left[\tilde{\Delta}(\mathbf{p}_F, \mathbf{R}) \gamma(\mathbf{p}_F, \mathbf{R}; i\epsilon_m) - \right. \\ &\quad \left. \Delta(\mathbf{p}_F, \mathbf{R}) \tilde{\gamma}(\mathbf{p}_F, \mathbf{R}; i\epsilon_m) \right], \quad (16) \end{aligned}$$

where \mathbf{B} is the induced magnetic field and T_c the superconducting transition temperature. The heat capacity is obtained from the free energy according to

$$C(T) = -T \frac{\partial^2 \Omega(T)}{\partial T^2}. \quad (17)$$

III. RESULTS AND DISCUSSION

We start by varying the angle between the interface and the crystal $\hat{\mathbf{a}}$ -axis (Sec. III A), thus controlling the pair-breaking effect. We then vary the area of the grain to study finite-size effects (Sec. III B). Critical angles and areas are identified. These results are used to analyze superconducting grains of various shapes and different

degrees of surface roughness (Sec. III C). We will limit ourselves to mesoscopic roughness (see below), and we will consider clean superconductors. It is known (see e.g. the review in Ref.³) that impurities will broaden the Andreev state peak around zero energy, as will a finite transparency interface to other materials, for instance normal metals used in tunnelling experiments. These broadening effects may suppress T^* , but we leave their effects for future studies.

A. Critical interface angle

As the angle θ between a specular d -wave interface and the crystal $\hat{\mathbf{a}}$ -axis is varied from perfectly aligned ($\theta = 0^\circ$) to perfectly misaligned ($\theta = 45^\circ$), the surface DOS changes from the typical gapless bulk DOS to one with a large zero-energy peak, as illustrated in Fig. 2 (a). The states in the peak come from quasiparticles that scatter between directions with a sign change in the

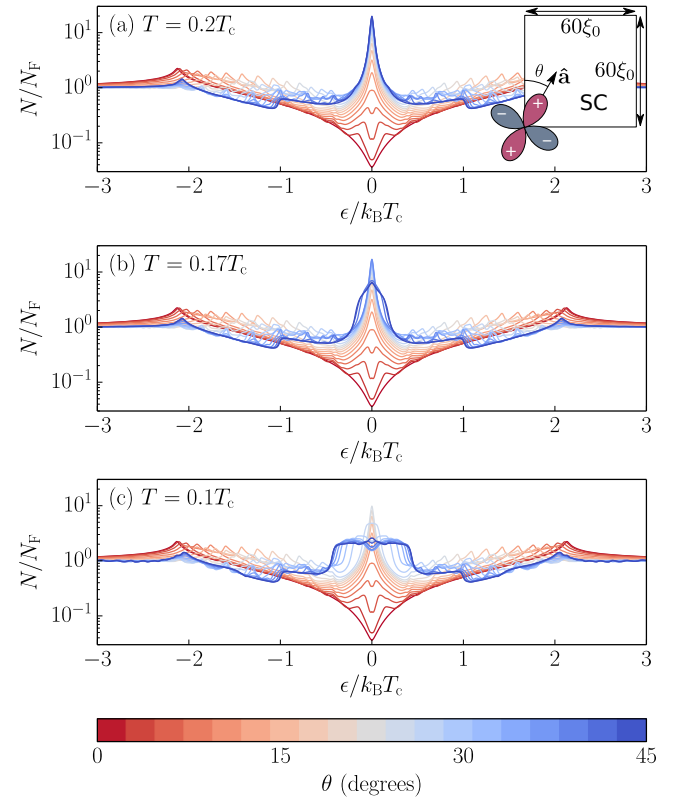


FIG. 2. The surface density of states averaged over one side of a $60\xi_0 \times 60\xi_0$ square grain with $\text{Im } z = \delta = 0.02k_B T_c$. Different curves correspond to different values of θ , as indicated by colors. (a) Above the transition, the peak is narrow (note the logarithmic scale on the ordinate). The steps at $\epsilon \approx 1k_B T_c \approx \Delta_0/2$ come from the features in the DOS at the square corners, with $\Delta_0 \approx 2.14k_B T_c$ being the bulk gap. (b,c) As the temperature is lowered, the midgap states are broadened due to the presence of spontaneous superflow.

order parameter. These midgap states (MGS) are thus enforced by the order parameter symmetry, and associated with a significant increase in free energy and also a suppression of the order parameter at the interface. As the temperature is lowered, there is a phase transition at T^* where superflow appears spontaneously. The energy is lowered by Doppler shifting the zero-energy states to finite energies, as seen in Fig. 2 (b). The magnitude of superflow, the \mathbf{p}_s field seen in Fig. 1, increases as the temperature is lowered²⁴, as does then the Doppler shift and the energy gain as well, as seen by comparing Figs. 2 (b) and (c). Figures 3 (a)–(c) show the free-energy gain $\Delta\Omega$ versus θ , defined as

$$\Delta\Omega = \Omega_S - \Omega_{\text{ms}}, \quad (18)$$

where Ω_S and Ω_{ms} are the free energies of the systems with and without spontaneous superflow, respectively. The latter might exhibit a higher a free energy and is therefore referred to as a metastable state (ms). Figures 3 (d)–(f) show the sample-averaged magnitude of the superfluid momentum \bar{p}_s versus θ , defined as

$$\bar{p}_s = \frac{1}{\mathcal{A}} \int d\mathbf{R} |\mathbf{p}_s(\mathbf{R})|, \quad (19)$$

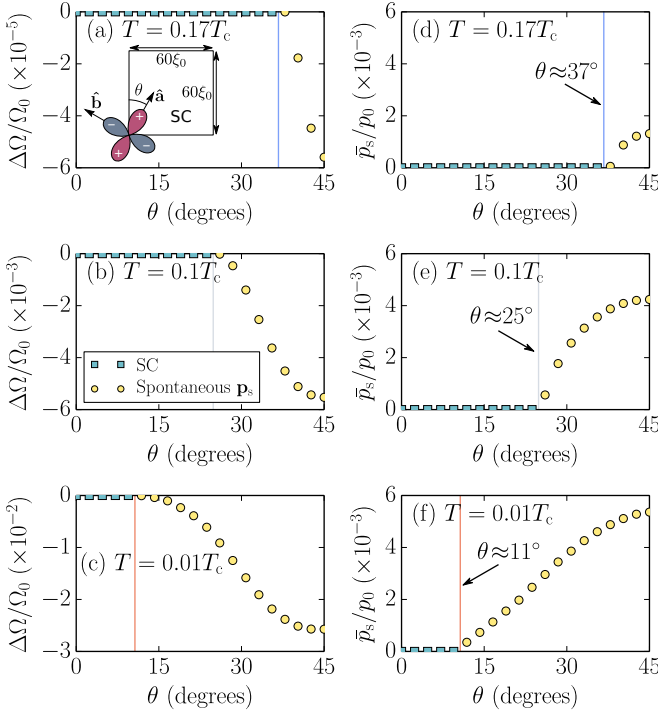


FIG. 3. (a)–(c) Free-energy difference between phases with and without spontaneous superflow, and (d)–(f) sample-averaged magnitude of the spontaneous superfluid momentum. These quantities are plotted versus the angle θ between the grain edges and the crystal $\hat{\mathbf{a}}$ -axis in a square grain with area $\mathcal{A} = (60\xi_0)^2$, as illustrated in the inset in (a). Here, the units are $\Omega_0 \equiv \mathcal{A}N_F k_B^2 T_c^2$ and $p_0 \equiv 2\pi k_B T_c / v_F$. Note the varying scales in (a)–(c).

where \mathcal{A} is the sample area. From these figures, it is possible to identify a lowering of the free energy with $\mathbf{p}_s \neq 0$. A critical phase transition temperature $T^*(\theta)$, defined as the temperature where \bar{p}_s becomes finite, is plotted in a phase diagram in Fig. 4. Error bars originate from the uncertainty due to the discrete angular resolution. The transition temperature T^* closely follows the spectral weight of the MGS peak, that can be controlled by various parameters such as surface roughness, or, as in this case, by the interface orientation θ . This can be shown from a very general argument as follows. The gain in free energy due to a small shift of zero-energy states with narrow DOS $N_{\text{MGS}}(\epsilon) = N_{\text{bs}}\delta(\epsilon)$ by $\Delta\epsilon$ (e.g. $\propto \mathbf{v}_F \cdot \mathbf{p}_s$ Doppler shift) is⁶⁹

$$\Delta F_b(T) = - \int_{-\infty}^{\infty} d\epsilon k_B T \ln \left(2 \cosh \frac{\epsilon}{2k_B T} \right) \times [N_{\text{bs}}\delta(\epsilon - \Delta\epsilon) - N_{\text{bs}}\delta(\epsilon)] . \quad (20)$$

that for $\Delta\epsilon \ll k_B T$ reduces to

$$\Delta F_b(T) \approx -N_{\text{bs}} \frac{(\Delta\epsilon)^2}{8k_B T}, \quad (21)$$

The same spectral shift of the continuum states, however, increases energy, also $\propto (\Delta\epsilon)^2$ (e.g. superflow energy $\propto \mathbf{p}_s^2$) as $\Delta F_c(T) = A(T)(\Delta\epsilon)^2$, where the parameter $A(T)$ depends on the mechanism of the energy increase, and in principle should take into account the reduction of continuum states by N_{bs} . The instability occurs when their sum is negative

$$\Delta F_b(T^*) + \Delta F_c(T^*) \leq 0 \Rightarrow T^* \approx \text{const} \frac{N_{\text{bs}}}{A(T^*)} \quad (22)$$

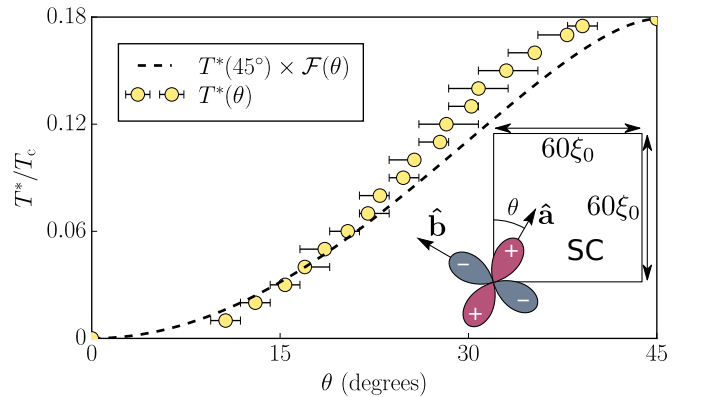


FIG. 4. Phase diagram showing the transition temperature T^* of the symmetry-broken phase, as a function of the angle θ between a vacuum-superconductor interface and the d -wave crystal $\hat{\mathbf{a}}$ -axis, in a grain of area $\mathcal{A} = (60\xi_0)^2$ (see inset). Error bars denote the uncertainty due to the discrete angular resolution. $T^*(\theta)$ is roughly described by the angular dependence of the MGS peak N_{MGS} , denoted $\mathcal{F}(\theta)$ (dashed line), defined in Eq. (26).

Assuming that $A(T)$ is relatively insensitive to temperature and to the transfer of spectral weight to bound states, the main effect on the transition temperature is from varying N_{bs}

$$T^* = \text{const} \cdot N_{\text{bs}}. \quad (23)$$

This argument can be further adjusted for broadening of the bound states by impurities for example, and corrected for the continuum reduction $\delta T^* \propto O(N_{\text{bs}}^2)$. For the θ -rotation of the crystal axes we can estimate the height of the bound state peak N_{bs} analytically. Neglecting the order parameter suppression the low-energy Green's function at the surface is ($|z = \epsilon + i\delta| \ll |\Delta_{\text{in,out}}|$)

$$g(z) = \frac{\pi}{z} \frac{2|\Delta_{\text{in}}\Delta_{\text{out}}|}{|\Delta_{\text{in}}| + |\Delta_{\text{out}}|} \Theta(-\Delta_{\text{in}}\Delta_{\text{out}}), \quad (24)$$

where Θ is the Heaviside function, and $\Delta_{\text{in/out}} = \Delta(\theta_{\text{F}})$, $\Delta(\pi - \theta_{\text{F}})$ are the order parameters for incoming and outgoing trajectories, respectively. Averaging the DOS over the Fermi surface, as in Eq. (13), we get

$$N_{\text{MGS}}(\epsilon, \theta) = -2N_{\text{F}} \text{Im} \frac{\Delta_0}{\epsilon + i\delta} \frac{2}{\pi} \mathcal{F}(\theta), \quad \Rightarrow \quad (25)$$

$$N_{\text{bs}} \propto \mathcal{F}(\theta) \equiv 1 - \frac{\cos^2 2\theta}{\sin 2\theta} \ln \left(\frac{1 + \tan \theta}{1 - \tan \theta} \right), \quad (26)$$

where Δ_0 is the bulk gap amplitude. Scaling of transition temperature by the zero-energy spectral weight $\mathcal{F}(\theta)$ is shown by the dashed line in Fig. 4. It shows a very close relation with the full numerical result, given the roughness of our estimate.

The phase diagram in Fig. 4 shows that there is robustness of the symmetry-broken phase against surface disorder at d -wave interfaces, and that even completely circular interfaces will host the phase as long as the radius of curvature is large enough, as seen in e.g. Fig. 1.

B. Critical grain area

The spectral weight of zero-energy states is peaked at the interface, but extends almost $10\xi_0$ away from it. Square grains with sidelengths smaller than $20\xi_0$ therefore exhibit pronounced finite-size effects, e.g. suppressed superconductivity and a reduced T_c , due to overlapping regions of MGS. In larger systems, the MGS from different interfaces will no longer overlap except in the corners. Quantities which are directly tied to the MGS, e.g. $|\mathbf{p}_{\text{s}}(\mathbf{R})|$ and \mathbf{j} , are therefore expected to show a saturation for larger grain sizes.

We will now quantify how the sidelength \mathcal{L} of a square grain with maximally pair-breaking interfaces ($\theta = 45^\circ$) influences the transition temperature T^* , the heat capacity jump, as well as the average current magnitude of the symmetry-broken phase. Since the phase under investigation is a second-order phase transition, the transition temperature is appropriately extracted from where

there is a discontinuity in the heat capacity²⁴. Figure 5 (a) shows $T^*(\mathcal{L})$ with and without an external magnetic field (circles and squares, respectively, left axis), and $T_c(\mathcal{L})$ of the grain (thick dashed line, right axis). Here and in the following, the external magnetic field corresponds to half a flux quantum spread across the grain area $B_{\text{ext}} = \Phi_0/2\mathcal{L}^2$, where $\Phi_0 \equiv hc/2|e|$ is the unit of flux quantum. The deviation from $T_c(\mathcal{L}) = T_c^{\text{bulk}}$ indicates finite-size effects. Hence, T^* decreases with \mathcal{L} due to superconductivity being suppressed in the grain. The suppression is stronger with an external field as the resulting screening currents also suppress superconductivity. As the sidelength increases, the regions of MGS no longer overlap and saturate to fixed sizes and shapes. The transition temperature therefore also saturates to a fixed value. Figure 5 (b) shows how the sample-average heat-capacity jump changes with the sidelength (with and without external field), while Fig. 5 (c) shows the sample-averaged magnitude of the current, defined as

$$\bar{j} = \frac{1}{\mathcal{A}} \int d\mathbf{R} |\mathbf{j}(\mathbf{R})|. \quad (27)$$

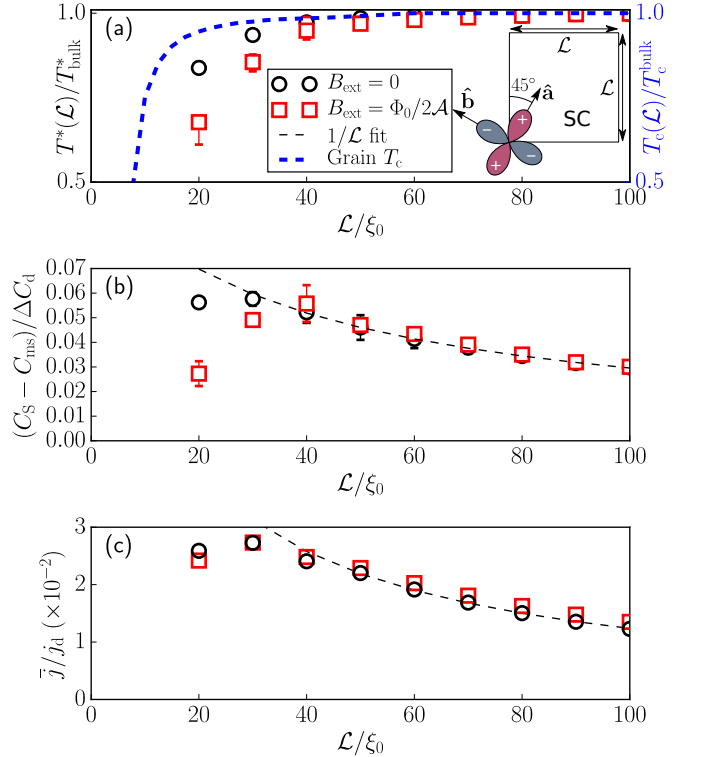


FIG. 5. Effect of sample size $\mathcal{L} \times \mathcal{L}$ with maximally pair-breaking edges (see inset) on (a) the transition temperature into the spontaneous superflow phase (circles and squares, left axis) and the superconducting transition temperature of the grain (dashed line, right axis), (b) the heat capacity jump of the spontaneous superflow phase transition, and (c) the sample-averaged current magnitude at $T = 0.1T_c$. Error bars denote uncertainty due to discrete resolution in temperature (a), and numerical uncertainty in the heat capacity (b).

The heat-capacity jump in the bulk normal-superconducting phase transition is given by

$$\Delta C_d = \frac{2\alpha}{3} \mathcal{A} k_B^2 T_c N_F, \quad (28)$$

where $\alpha = 8\pi^2/[7\zeta(3)]$ and ζ is the Riemann-zeta function. Again, finite-size effects can be seen in Figs. 5 (b) and (c) due to suppression of superconductivity at smaller \mathcal{L} . Furthermore, since the superfluid momentum is directly tied to the MGS, both \mathbf{p}_s and \mathbf{j} saturate to fixed profiles at larger \mathcal{L} . Sample-averaged quantities, e.g. \bar{j} and $(C_S - C_{ms})/\Delta C_d$ thus scale as \mathcal{L}^{-1} , as evident by the fit. The fit breaks down at the onset of finite-size effects, resulting in a maximum at a finite $\mathcal{L} = \mathcal{L}_c \approx 30\xi_0$.

These results imply that the observability of the phase through sample-averaged observables is maximized at a finite sidelength. This ratio will depend on the shape of the sample, and in particular the angles of the interfaces. Therefore, for e.g. thermodynamic experiments aiming to verify the symmetry-broken phases, it might be advisable to fabricate e.g. thin rectangular grains or square grains of sidelengths $\sim 30\xi_0$, depending on the type of experiment. On the other hand, if the goal is instead to avoid this phase, very small grains with $\mathcal{L} < \mathcal{L}_c$ are advisable.

C. Surface roughness

With the quantitative knowledge about how the size and the angle of the pair-breaking interfaces influence the symmetry-broken phase, we will now qualitatively study the effect of surface roughness. There are two well-defined regimes of surface roughness, here referred to as mesoscopic roughness (or ruggedness) and atomic surface roughness, as illustrated in Fig. 6.

Mesoscopic surface roughness refers to interfaces with a disorder that is on the order of the superconducting coherence length ξ_0 or larger, i.e. mesoscopic facets that scatter specularly. For high-temperature superconductors the coherence length is very short and this kind of ruggedness instead of atomic scale roughness can be a relevant regime. Figure 7 shows spontaneous magnetic fields caused by spontaneous superflow in square grains with sidelengths of (a)–(d) $150\xi_0$ and (e)–(h) $60\xi_0$, with varying degrees of mesoscopic roughness. It is seen that

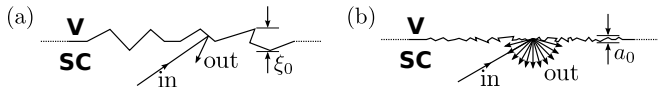


FIG. 6. (a) Mesoscopic surface roughness, where the disorder is on the coherence length scale or larger. The roughness is modeled as mesoscopic facets that scatter incoming quasiparticle states specularly. (b) Atomic surface roughness, where the disorder is on the atomic scale, i.e. generally much smaller than the superconducting coherence length, leading to a diffuse scattering of any incoming quasiparticle states.

despite a rugged surface profile, the spontaneous superflow might appear. The two key prerequisites are that the facet angle with respect to the crystal $\hat{\mathbf{a}}$ -axis must lie within the critical angle quantified in Fig. 4, and that the area around the facet is large enough to accommodate the superfluid momentum profile. These findings illustrate that the symmetry-broken phase is relatively robust against mesoscopic roughness.

Atomic surface roughness on the other hand refers to surfaces that have a disorder that is on the atomic length scale, e.g. the Bohr radius a_0 or the Fermi wavelength λ_F , which are both generally smaller than the superconducting coherence length. This disorder will lead to diffuse scattering of any incoming quasiparticle state, with a finite probability of backscattering. Hence, while a clean pair-breaking d -wave interface will induce a sign change for most quasiparticle scattering trajectories, diffusivity will severely reduce the number of such trajectories and thus also the spectral weight of midgap states. It was previously shown that the symmetry-broken phase in ribbons persisted up to roughly 80% diffusivity²⁰. For polar p -wave superconductors with the nodal direction along the interface, the order-parameter sign change accompanies all scattering trajectories independent of conservation of p_{\parallel} (in contrast to d -wave superconductors). The zero-energy states in such a p -wave superconductor will thus be completely robust against surface diffusivity and backscattering, as was shown in Ref.⁵². However, since the sign change in the order parameter in that case comes from reflected trajectories, the robustness might be lost at interfaces with finite transmission into other systems, e.g. in junctions³. In summary, the crucial factor for the phase to appear is a significant spectral weight of midgap states caused by sign-changing quasiparticle scattering trajectories.

IV. SUMMARY AND CONCLUSIONS

The goal of this paper has been to provide a more complete picture of spontaneous symmetry-breaking tied to zero-energy Andreev states, and discuss experimental conditions where such phases can be observed. As an example, we have considered a particular phase with a spontaneous superfluid momentum due to pair-breaking interfaces in unconventional d -wave superconductors^{23–25}. However, the results and the analysis presented in this paper can be extended to other phases and systems that host surface Andreev states, e.g. p -wave superconductors^{48–52}.

In particular, we have studied how the realization of such phases is influenced by suppressing the spectral weight of the midgap states (via changing the angle θ between the pair-breaking interface and the d -wave crystal $\hat{\mathbf{a}}$ -axis), by the sidelength \mathcal{L} of the grain, as well as by surface roughness.

It was found that the transition temperature $T^*(\theta)$ into the symmetry-broken phase follows the angular de-

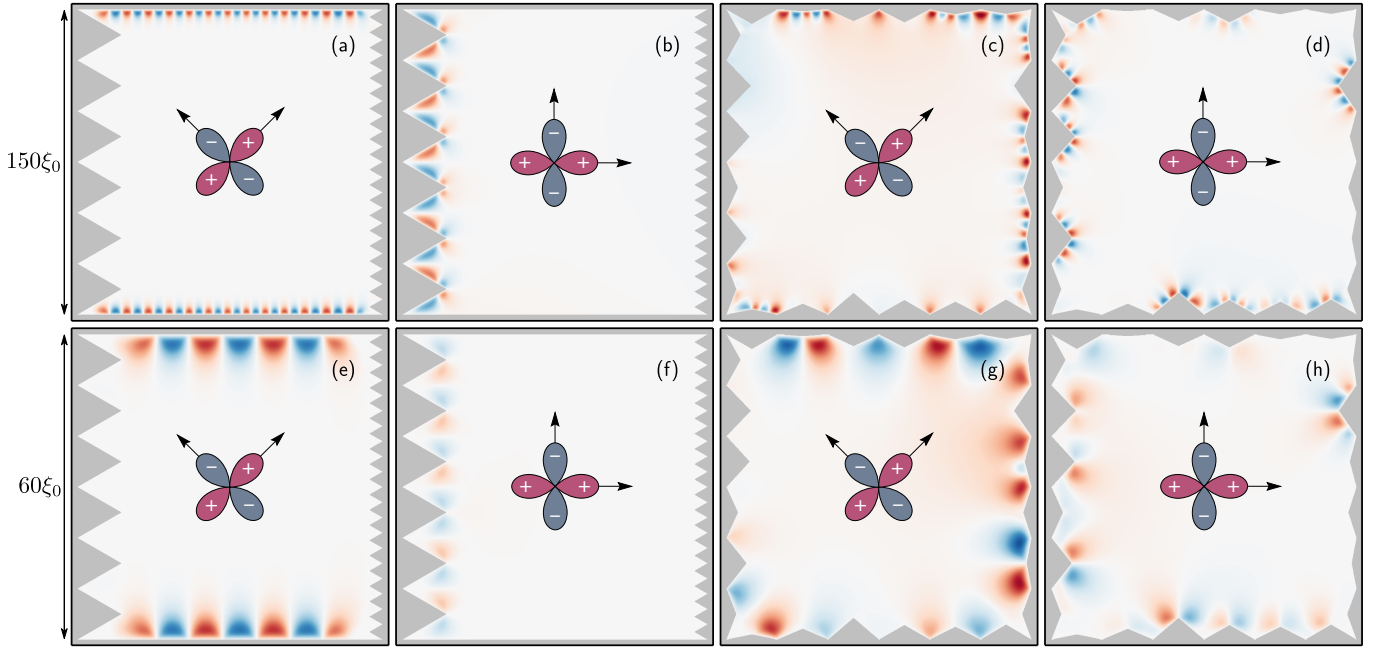


FIG. 7. d -wave grains with sidelengths (a)–(d) $150\xi_0$ and (e)–(h) $60\xi_0$, and with different degrees of mesoscopic surface roughness (gray boundaries). Colors indicate the magnitude of magnetic fields induced by spontaneous currents, with a maximum/minimum flux density of roughly $\pm 10^{-5}\Phi_0/\xi_0^2$, where $\Phi_0 \equiv hc/2|e|$ is the magnetic flux quantum.

pendence of the zero-energy state peak $N_{\text{MGS}}(\theta)$, showing robustness against variations in θ , even appearing at completely circular interfaces.

Furthermore, it was found that the sample-averaged observables (e.g. the heat-capacity jump in the phase transition) scale as \mathcal{L}^{-1} , down to a critical sidelength $\mathcal{L} = \mathcal{L}_c$. At this sidelength, superconductivity starts becoming suppressed. Hence, sample-averaged observables are generally maximized at \mathcal{L}_c . The critical sidelength depends on the shape of the sample, e.g. it was found that $\mathcal{L}_c \approx 30\xi_0$ for a square grain.

With the above quantitative knowledge about how the shape and the size of the grain influence the symmetry-broken phases, grains with different degrees of mesoscopic surface roughness were analyzed. The conclusion was that any pair-breaking interface can generate spontaneous superflow, as long as the interface is within the critical angle and there is enough area around the interface to form the associated spontaneous currents. Finally, we discussed atomic surface roughness, referring to interfaces with diffuse quasiparticle scattering. Due to the results of Refs.^{20,52}, the translational symmetry-breaking phase is expected to survive considerable atomic surface roughness, but more research is required.

In conclusion, any effect that broadens or reduces the spectral weight of zero-energy states will impede the realization of the symmetry-broken phases and the formation of the spontaneous superfluid momentum with associated magnetic flux. The advice to experimentalists aiming to study these phases is therefore to use systems with a maximized spectral weight of zero-energy An-

dreev states, with minimal interference from effects that broaden these states (e.g. atomic-scale surface roughness, impurities, strong external fields). For measurements of sample-averaged (e.g. thermodynamic) quantities, it is desirable to maximize the pair-breaking surface-to-volume ratio, as long as the volume does not become so small that superconductivity is severely suppressed. Thus, a specific suggestion would be to use heavy ion-bombardment to induce well-defined pair-breaking channels⁴⁵. Another suggestion would be to deposit on a substrate a large array of rectangular or square-shaped thin-film d -wave grains with maximally pair-breaking edges, where the smallest sidelength is $\mathcal{L} = \mathcal{L}_c \approx 30\xi_0$, and then look for either a heat capacity jump at $T = T^*$ with nanocalorimetry⁴⁶, or the mesoscopic currents and flux that we previously reported on^{23–25} with local probes, e.g. single-spin detectors³⁸, scanning-tunneling spectroscopy^{39,40}, nano-SQUIDS⁴¹, magnetometry⁴² and diamond cantilevers^{43,44}.

There are still open questions regarding the survival of these symmetry-breaking phases at semi-transparent or transparent interfaces, and how they are influenced by quantum-size effects using fully microscopic theories^{70–76}. Furthermore, it would be interesting to see how the translational symmetry-breaking phase survives diffuse surface scattering^{20,52}, impurity effects⁷⁷, and in p -wave systems^{48–52}.

ACKNOWLEDGMENTS

We thank the Swedish Research Council for financial support. It is a pleasure to thank Mikael Håkansson for valuable discussions.

-
- * holmvall@chalmers.se
- ¹ L. J. Buchholtz and G. Zwicknagl, *Phys. Rev. B* **23**, 5788 (1981).
 - ² C.-R. Hu, *Phys. Rev. Lett.* **72**, 1526 (1994).
 - ³ T. Löfwander, V. S. Shumeiko, and G. Wendin, *Supercond. Sci. Technol.* **14**, R53 (2001).
 - ⁴ Y. Tanaka and S. Kashiwaya, *Phys. Rev. Lett.* **74**, 3451 (1995).
 - ⁵ M. Fogelström, D. Rainer, and J. A. Sauls, *Phys. Rev. Lett.* **79**, 281 (1997).
 - ⁶ S. Kashiwaya and Y. Tanaka, *Rep. Prog. Phys.* **63**, 1641 (2000).
 - ⁷ J. A. Sauls, *Philos. Trans. Royal Soc. A* **376**, 20180140 (2018).
 - ⁸ D. Gustafsson, D. Golubev, M. Fogelström, T. Claeson, S. Kubatkin, T. Bauch, and F. Lombardi, *Nat. Nanotechnol.* **8**, 25 (2013).
 - ⁹ M. Sato, Y. Tanaka, K. Yada, and T. Yokoyama, *Phys. Rev. B* **83**, 224511 (2011).
 - ¹⁰ M. Matsumoto and H. Shiba, *J. Phys. Soc. Jpn.* **64**, 3384 (1995).
 - ¹¹ M. Matsumoto and H. Shiba, *J. Phys. Soc. Jpn.* **64**, 4867 (1995).
 - ¹² M. Sigrist, *Prog. Theor. Phys.* **99**, 899 (1998).
 - ¹³ C. Honerkamp, K. Wakabayashi, and M. Sigrist, *Europhys. Lett.* **50**, 368 (2007).
 - ¹⁴ A. C. Potter and P. A. Lee, *Phys. Rev. Lett.* **112**, 117002 (2014).
 - ¹⁵ S. Higashitani, *J. Soc. Phys. Jpn.* **66**, 2556 (1997).
 - ¹⁶ Y. S. Barash, M. S. Kalenkov, and J. Kurkijärvi, *Phys. Rev. B* **62**, 6665 (2000).
 - ¹⁷ T. Löfwander, V. S. Shumeiko, and G. Wendin, *Phys. Rev. B* **62**, R14653 (2000).
 - ¹⁸ A. B. Vorontsov, *Phys. Rev. Lett.* **102**, 177001 (2009).
 - ¹⁹ M. Hachiya, K. Aoyama, and R. Ikeda, *Phys. Rev. B* **88**, 064519 (2013).
 - ²⁰ S. Higashitani and N. Miyawaki, *J. Soc. Phys. Jpn.* **84**, 033708 (2015).
 - ²¹ N. Miyawaki and S. Higashitani, *Phys. Rev. B* **91**, 094511 (2015).
 - ²² N. Miyawaki and S. Higashitani, *Phys. Proc.* **65**, 25 (2015).
 - ²³ M. Håkansson, T. Löfwander, and M. Fogelström, *Nat. Phys.* **11**, 755 (2015).
 - ²⁴ P. Holmvall, A. B. Vorontsov, M. Fogelström, and T. Löfwander, *Nat. Commun.* **9**, 2190 (2018).
 - ²⁵ P. Holmvall, T. Löfwander, and M. Fogelström, *J. Phys.: Conf. Ser.* **969**, 012037 (2018).
 - ²⁶ M. Covington, M. Aprili, E. Paraoanu, L. H. Greene, F. Xu, J. Zhu, and C. A. Mirkin, *Phys. Rev. Lett.* **79**, 277 (1997).
 - ²⁷ K. Krishana, N. P. Ong, Q. Li, G. D. Gu, and N. Koshizuka, *Science* **277**, 83 (1997).
 - ²⁸ Y. Dagan and G. Deutscher, *Phys. Rev. Lett.* **87**, 177004 (2001).
 - ²⁹ R. Gonnelli, A. Calzolari, D. Daghero, L. Natale, G. Um-marino, V. Stepanov, and M. Ferretti, *Eur. Phys. J. B* **22**, 411 (2001).
 - ³⁰ G. Elhalel, R. Beck, G. Leibovitch, and G. Deutscher, *Phys. Rev. Lett.* **98**, 137002 (2007).
 - ³¹ T. Watashige, Y. Tsutsumi, T. Hanaguri, Y. Kohsaka, S. Kasahara, A. Furusaki, M. Sigrist, C. Meingast, T. Wolf, H. v. Löhneysen, T. Shibauchi, and Y. Matsuda, *Phys. Rev. X* **5**, 031022 (2015).
 - ³² A. Bhattacharyya, D. T. Adroja, N. Kase, A. D. Hillier, A. M. Strydom, and J. Akimitsu, *Phys. Rev. B* **98**, 024511 (2018).
 - ³³ D. F. He, X. H. Zeng, H.-J. Krause, H. Soltner, F. Rüders, and Y. Zhang, *Appl. Phys. Lett.* **72**, 969 (1998).
 - ³⁴ R. Carmi, E. Polturak, G. Koren, and A. Auerbach, *Nature* **404**, 853 (2000).
 - ³⁵ J. Kirtley, C. Tsuei, A. Ariando, C. Verwijs, S. Harkema, and H. Hilgenkamp, *Nat. Phys.* **2**, 190 (2006).
 - ³⁶ H. Saadaoui, G. D. Morris, Z. Salman, Q. Song, K. H. Chow, M. D. Hossain, C. D. P. Levy, T. J. Parolin, M. R. Pearson, M. Smadella, D. Wang, L. H. Greene, P. J. Hentges, R. F. Kiefl, and W. A. MacFarlane, *Phys. Rev. B* **83**, 054504 (2011).
 - ³⁷ H. Saadaoui, Z. Salman, T. Prokscha, A. Suter, H. Huhtinen, P. Paturi, and E. Morenzoni, *Phys. Rev. B* **88**, 180501 (2013).
 - ³⁸ D. Rugar, R. Budakian, H. Mamin, and B. Chui, *Nature* **430**, 329 (2004).
 - ³⁹ T. Nishio, T. An, A. Nomura, K. Miyachi, T. Eguchi, H. Sakata, S. Lin, N. Hayashi, N. Nakai, M. Machida, and Y. Hasegawa, *Phys. Rev. Lett.* **101**, 167001 (2008).
 - ⁴⁰ T. Cren, L. Serrier-Garcia, F. Debontridder, and D. Roditchev, *Phys. Rev. Lett.* **107**, 097202 (2011).
 - ⁴¹ D. Vasyukov, Y. Anahory, L. Embon, D. Halbertal, J. Cuppens, L. Neeman, A. Finkler, Y. Segev, Y. Myasoedov, M. L. Rappaport, M. E. Huber, and E. Zeldov, *Nat. Nanotechnol.* **8**, 639 (2013).
 - ⁴² G. Széchenyi and A. Pályi, *Phys. Rev. B* **95**, 035431 (2017).
 - ⁴³ M. Pelliccione, A. Jenkins, P. Ovartchaiyapong, C. Reetz, E. Emmanouilidou, N. Ni, and A. C. Bleszynski Jayich, *Nat. Nanotechnol.* **11**, 700 (2016).
 - ⁴⁴ A. Ariyaratne, D. Bluvstein, B. A. Myers, and A. C. Jayich, *Nat. Commun.* **9**, 2406 (2018).
 - ⁴⁵ H. Walter, W. Prusseit, R. Semerad, H. Kinder, W. Assmann, H. Huber, H. Burkhardt, D. Rainer, and J. A. Sauls, *Phys. Rev. Lett.* **80**, 3598 (1998).
 - ⁴⁶ Z. Diao, D. Campanini, L. Fang, W.-K. Kwok, U. Welp, and A. Rydh, *Phys. Rev. B* **93**, 014509 (2016).
 - ⁴⁷ K. Willa, Z. Diao, D. Campanini, U. Welp, R. Divan, M. Hudl, Z. Islam, W.-K. Kwok, and A. Rydh, *Rev. Sci. Instrum.* **88**, 125108 (2017).
 - ⁴⁸ S.-I. Suzuki and Y. Asano, *Phys. Rev. B* **89**, 184508 (2014).
 - ⁴⁹ V. V. Dmitriev, A. A. Senin, A. A. Soldatov, and A. N. Yudin, *Phys. Rev. Lett.* **115**, 165304 (2015).

- ⁵⁰ N. Zhelev, M. Reichl, T. S. Abhilash, E. N. Smith, K. X. Nguyen, E. J. Mueller, and J. M. Parpia, *Nat. Commun.* **7**, 12975 (2016).
- ⁵¹ S. B. Etter, A. Bouhon, and M. Sigrist, *Phys. Rev. B* **97**, 064510 (2018).
- ⁵² N. Miyawaki and S. Higashitani, *Phys. Rev. B* **98**, 134516 (2018).
- ⁵³ G. Eilenberger, *Z. Phys.* **214**, 195 (1968).
- ⁵⁴ A. I. Larkin and Y. N. Ovchinnikov, *Sov. Phys. JETP* **28**, 1200 (1969).
- ⁵⁵ A. Shelankov, *J. Low Temp. Phys.* **60**, 29 (1985).
- ⁵⁶ J. Serene and D. Rainer, *Phys. Rep.* **101**, 221 (1983).
- ⁵⁷ M. Eschrig, J. Heym, and D. Rainer, *J. Low Temp. Phys.* **95**, 323 (1994).
- ⁵⁸ M. Eschrig, D. Rainer, and J. A. Sauls, *Phys. Rev. B* **59**, 12095 (1999).
- ⁵⁹ J. A. Sauls and M. Eschrig, *New J. Phys.* **11**, 075008 (2009).
- ⁶⁰ Y. Nagato, K. Nagai, and J. Hara, *J. Low Temp. Phys.* **93**, 33 (1993).
- ⁶¹ N. Schopohl and K. Maki, *Phys. Rev. B* **52**, 490 (1995).
- ⁶² N. Schopohl, eprint arXiv:cond-mat/9804064 (1998), [cond-mat/9804064](#).
- ⁶³ M. Eschrig, J. A. Sauls, and D. Rainer, *Phys. Rev. B* **60**, 10447 (1999).
- ⁶⁴ M. Eschrig, *Phys. Rev. B* **61**, 9061 (2000).
- ⁶⁵ A. B. Vorontsov and J. A. Sauls, *Phys. Rev. B* **68**, 064508 (2003).
- ⁶⁶ M. Eschrig, *Phys. Rev. B* **80**, 134511 (2009).
- ⁶⁷ M. Håkansson, *Mesoscopic thin film superconductors - A computational framework*, ISSN 1652-0769. Technical Report MC2-300 (Chalmers University of Technology, 2015).
- ⁶⁸ P. Holmval, *Modeling mesoscopic unconventional superconductors*, ISSN 1652-0769. Technical Report MC2-375 (Chalmers University of Technology, 2017).
- ⁶⁹ A. B. Vorontsov, *Philos. Trans. Royal Soc. A* **376**, 201501444 (2018).
- ⁷⁰ Shanenko, A. A., Croitoru, M. D., and Peeters, F. M., *Europhys. Lett.* **76**, 498 (2006).
- ⁷¹ L.-F. Zhang, L. Covaci, M. V. Milošević, G. R. Berdiyrov, and F. M. Peeters, *Phys. Rev. Lett.* **109**, 107001 (2012).
- ⁷² L.-F. Zhang, L. Covaci, M. V. Milošević, G. R. Berdiyrov, and F. M. Peeters, *Phys. Rev. B* **88**, 144501 (2013).
- ⁷³ H. Huang, Q. Liu, W. Zhang, and Y. Chen, *Physica B* **500**, 53 (2016).
- ⁷⁴ G.-Q. Zha, Z.-L. Yang, Y.-Y. Jin, and S.-P. Zhou, *Phys. Rev. B* **94**, 094510 (2016).
- ⁷⁵ Z.-L. Yang, G.-Q. Zha, and S.-P. Zhou, *Physica C* **544**, 6 (2018).
- ⁷⁶ Y. Nagai, Y. Ota, and K. Tanaka, *Phys. Rev. B* **96**, 060503 (2017).
- ⁷⁷ A. Poenicke, Y. S. Barash, C. Bruder, and V. Istyukov, *Phys. Rev. B* **59**, 7102 (1999).