

Elicitation of ambiguous beliefs with mixing bets

Patrick Schmidt

Goethe University Frankfurt and Heidelberg Institute for Theoretical Studies

This version: October 23, 2019

Abstract

I consider the elicitation of ambiguous beliefs about an event and show how to identify the interval of relevant probabilities (representing ambiguity perception) for several classes of ambiguity averse preferences. The agent reveals her preference for mixing binarized bets on the uncertain event and its complement under varying betting odds. Under ambiguity aversion, mixing is informative about the interval of beliefs. In particular, the mechanism allows to distinguish ambiguous beliefs from point beliefs, and identifies the belief interval for maxmin preferences. For ambiguity averse smooth second order and variational preferences, the mechanism reveals inner bounds for the belief interval, which are sharp under additional assumptions. In an experimental study, participants perceive almost as much ambiguity for natural events (generated by the stock exchange and by a prisoners dilemma game) as for the Ellsberg Urn, indicating that ambiguity may play a role in real-world decision making.

Keywords— ambiguity aversion, binarized score, belief elicitation, interval probability, subjective expectation, uncertainty aversion
JEL codes: D81, D82, D83.

1 Introduction

Most economic modeling is based on subjective expected utility (SEU) (Savage, 1954). However, uncertainty often cannot be represented by a precise probability measure. Instead, the perception of uncertainty is ambiguous (Knight, 1921). Initiated by Ellsberg (1961), various experiments show that such ambiguity matters for decision making. (For surveys on ambiguity sensitive decision models see Etner *et al.*, 2012; Machina and Siniscalchi, 2014; Trautmann and van de Kuilen, 2015).

While there exist many experimental studies with artificially generated ambiguity, the application of ambiguity sensitive models in empirical studies is difficult without means to measure ambiguity perception.

1.1 Illustration: A simple mixing bet

In this paper, I propose a simple mechanism that is informative about the ambiguity of a natural event E . In its simplest form, the elementary building block of the mechanism is the choice between

$[E_q]$ a lottery that pays with probability q if the event E realizes (“betting on the event”),

$[C_q]$ a lottery that pays with probability $1 - q$ if the the event E does not realize (“betting on the complement”), and

$[M_q]$ a lottery that pays with probability $q(1 - q)$ (“mixing”).

The choice $[M_q]$ can be interpreted as probabilistic mixture of option $[E_q]$ and option $[C_q]$ that does not depend on the potentially ambiguous event E .¹ The value associated with each of the choices depends on q and is illustrated in Figure 1.

Under expected utility, the value of $[E_q]$ and $[C_q]$ is linear in q . Further, the decision maker is indifferent between the mixture $[M_q]$ and its elements $[E_q]$ and $[C_q]$ if those have equal value. The best response is the choice $[E_q]$ for large q and $[C_q]$ for large $1 - q$. There exists no q such that the choice $[M_q]$ is the unique best response. The value $1 - q$ at which the decision maker switches between the choice $[E_q]$ and $[C_q]$ can be used to elicit the subjective probability p .

The same holds true for probabilistically sophisticated preferences (Machina and Schmeidler, 1992), where each choice is associated with a probability of payout that is transformed with a monotone value function. The difference in value between the three choices are subject to a monotone transformation, and the best response remains unaffected.

¹ Here, I argue within the Anscombe-Aumann framework and assume that prospects can be evaluated based on the distribution they induce on the outcome space. The main part of the paper will treat the state space as the interaction of an ambiguous source created by the unknown event and an unambiguous source created by the randomization device (compare e.g. Ergin and Gul, 2009; Strzalecki, 2011; Webb, 2017).

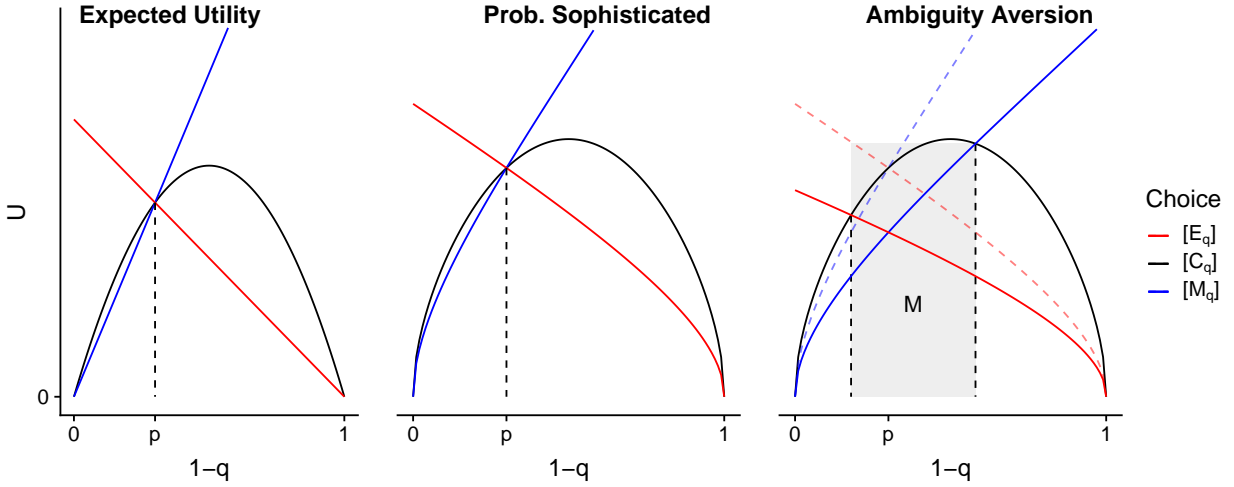


Figure 1: The value of the three choices $[E_q]$, $[C_q]$, and $[M_q]$ depending on $1 - q$. The left plot illustrates the utility functional under SEU, the middle plot under probabilistically sophisticated preferences, and the right plot under ambiguity averse preferences. In this example, the subjective probability is $p = 0.3$, and the probabilistically sophisticated values are based on a probability weighting function $w(p) = \exp(-(-\ln(p))^{3/4})$ (compare Prelec, 1998). Under ambiguity aversion, the ambiguous choices $[E_q]$ and $[C_q]$ are less attractive and the choice $[M_q]$ is the unique best response for any $1 - q$ in the interval M .

Under ambiguity aversion, the value of the choice $[M_q]$ remains unchanged, the ambiguous choices $[E_q]$ and $[C_q]$, however, are less attractive. Thus, the choice $[M_q]$ is the best response for some interval M of values $1 - q$. For ambiguity averse preferences, the interval M at which the decision maker prefers $[M_q]$ is related to ambiguity perception and ambiguity attitude. In particular, the set M contains the probability p associated with ambiguity neutral preferences. Further, the set M is larger for more ambiguity averse preferences.

Without additional structure, ambiguity aversion cannot be separated into ambiguity perception and attitude. In the following, I define and identify ambiguity perception in the form of an interval of beliefs for specific classes of ambiguity averse preferences.

1.2 Separation of ambiguity perception: The belief interval

To understand the empirical content of decision models, it is crucial to separate perception and attitude (Manski, 2004). Let us consider the task of identifying the set of probabilities that potentially influence an agent's decision. I call the range of probabilities that are necessary to describe the agents behavior the *belief interval*. Preferences are said to exhibit *ambiguous beliefs* if the belief interval is not a single point. The following representations for preferences over acts l that depend on an uncertain event E allow to define a belief interval. The classical subjective expected utility (SEU) by Savage (1954) can be represented with a

single probability p in the unit interval and a utility function u by

$$\mathbb{E}_p[u(l)].$$

The non-ambiguous beliefs for SEU preferences reduce to a single point p . Other models require ambiguous beliefs for their representation. Maxmin expected utility (maxmin) by Gilboa and Schmeidler (1989) can be represented with a belief interval $B = [a, b]$ by

$$\min_{p \in B} \mathbb{E}_p[u(l)].$$

The more general variational preferences by Maccheroni *et al.* (2006) can be represented with a positive cost function c by

$$\min_{p \in B} \mathbb{E}_p[u(l)] + c(p).$$

In second order decision models, ambiguity aversion is defined as aversion to uncertainty on the expected utility. Such ambiguity averse second order smooth preferences by Klibanoff *et al.* (2005) can be represented with a probability measure \mathbb{P} on the unit interval and a concave second order utility function ϕ by

$$\mathbb{E}_{p \sim \mathbb{P}}[\phi(\mathbb{E}_p[u(l)])].$$

For second order preferences the belief interval B is the support of the probability measure \mathbb{P} . Other ambiguity averse preferences, e.g. biseparable preferences (Ghirardato and Marinacci, 2001) that include α -maxmin (Ghirardato *et al.*, 2004; Marinacci, 2002) and Choquet expected utility (Schmeidler, 1989), do not allow for a similar separation of a belief interval from ambiguity attitude.

For the elicitation of the belief interval, consider the following mechanism that contains the prospects $[E_q]$, $[C_q]$, and $[M_q]$ from Section 1.1 as special cases. The agent is endowed with lottery tickets, where each ticket represents a fixed probability to win a prize (e.g., a monetary reward). The agent has to bet each ticket on the event or its complement. If the event realizes, the agent obtains the tickets placed on the event multiplied by the odds of the event. Otherwise, she obtains the tickets placed on the complement multiplied by the odds of the complement. This task is called a *mixing bet* and it is repeated with different odds, where one instance is randomly selected for payout.

The lottery tickets guarantee robustness with respect to the unknown utility function (Smith, 1961), if one is willing to assume that the randomization device is perceived as independent and objective lottery. Paying out only one mixing bet with specific odds is meant to prevent hedging across the repeated betting tasks (see Azrieli *et al.*, 2018; Bade, 2015, for discussions on validity and further references). If the normalized odds are above the belief interval, the best response is to bet all tickets on the event. Reversed, if the normalized odds are below, the best response is to bet all tickets on the complement. Under

the ambiguity averse preferences considered above, mixing (betting tickets on the event and the complement) is a sufficient condition for the normalized odds being in the belief interval. Beliefs are ambiguous (i.e., they do not reduce to a single probability level) if and only if the agent mixes for at least two different odds. Thus, ambiguous beliefs can be identified by eliciting mixing behavior for different betting odds.

As the interval of mixing odds lies within the belief interval, the belief interval can be bounded from within. For maxmin preferences, the bounds are sharp. Under second order and variational preferences with sufficiently strong ambiguity aversion, the mixing interval recovers the belief interval for large utility differences between the prizes.

In a small laboratory experiment, the mechanism is applied to events generated by an Ellsberg urn, the German stock exchange, and by another participant’s behaviour in a prisoners dilemma game. As expected, ambiguity perception is highest for the ambiguous colour in the Ellsberg Urn and lowest for the risky colour. After observing additional draws from the urn, ambiguity perception reduces. Interestingly, ambiguity perception for the stock exchange and the *social event*, generated in the prisoners dilemma, is almost as large as for the ambiguous colour, which indicates the importance of considering ambiguity when analysing related decisions.

1.3 Related literature

The contribution of this paper is the introduction of an applicable mechanism to elicit ambiguity perception under a wide range of ambiguity averse preferences. Related work obtains more powerful identification results (including under ambiguity seeking preferences) at the expense of generality across decision models or simplicity of the mechanism. Bose and Daripa (2017a) extend the mechanism introduced by Karni (2009) to α -maxmin preferences. In another paper Bose and Daripa (2017b) introduce a mechanism that identifies the distribution of beliefs for second order preferences.

Baillon *et al.* (2018) propose indices of ambiguity attitude and perception based on matching probabilities (Dimmock *et al.*, 2015) for three mutually exclusive events and their pairwise unions. Baillon *et al.* (2019) show that their index is insightful under a wide range of ambiguity sensitive models. However, their index of ambiguity perception is not applicable for binary events. Li *et al.* (2018) apply the method in a trust game and Anantanasuwong *et al.* (2019) to elicit ambiguity perception about different assets from a sample of investors.

Other work focuses on the revelation of dynamic information structures. Chambers and Lambert (2018) discuss the truth-telling mechanisms for dynamic elicitation of subjective probabilities of a potentially information receiving agent. Karni (2017) provides elicitation of subjective probabilities on the set of arising posteriors in the dynamic context, which is also applicable for the ambiguity model introduced in Karni and Safra (2016). Karni (2018) applies a similar approach for graded preferences (see Minardi and Savochkin, 2015).

So far, applied studies rely mostly on proxies for ambiguity. Brenner and Izhakian (2018) use the marginal distribution of intra day data, Anderson *et al.* (2009) the disagreement

between professional forecasters, and Rossi *et al.* (2017) the deviation between probabilistic forecast and realization. Gallant *et al.* (2018) employ a Bayesian approach in a structural model that features inter-temporal second order preferences (Klibanoff *et al.*, 2009).

In the next section, the key findings of the paper are summarized. For technical details see Section 3, where the mixing behavior under different preferences is derived. Sections 3.1 to 3.3 cover maxmin, variational, and second order preferences respectively. Section 4 discusses extensions to beliefs about real-valued variables, Section 5 provides an experimental pilot study, and Section 6 concludes. Proofs are provided in the appendix. A supplementary document discusses biseparable preferences, general ambiguity averse preferences (Cerrei-Vioglio *et al.*, 2011), and the elicitation of ambiguity attitude for α -maxmin preferences.

2 Mixing bets and the belief interval

Consider the task of eliciting beliefs about an event E from an agent with unknown preferences. The state space is given by $S = \{E, E^c\} \times [0, 1]$, where any state $s \in S$ describes the realization of the event E and the independent random draw r of the elicitation mechanism. The agent's preferences \succeq are defined on acts $l : S \mapsto \mathcal{X}$ that assign an outcome to each state. The set of all acts is denoted by \mathcal{F} .

Throughout the paper, some kind of aversion to ambiguity is assumed within one of several ambiguity sensitive preferences.

Regularity Conditions 1 (ambiguity aversion). *The agent has ambiguity averse smooth second order or variational preferences, where the random draw r is independent from E and uniformly distributed.*

Essentially, Regularity Condition 1 imply expected utility for the lottery (risk) and ambiguity aversion for acts that depend on the event E . Regularity Conditions 1 contain maxmin preferences as a special case. Note that the assumption on the random draw r has to be formulated differently depending on the preference class at hand.² Similarly, the exact definition of ambiguity aversion depends on the class of preferences. For details see Regularity Conditions 3 for maxmin, Regularity Conditions 4 for variational, and Regularity Conditions 5 for second order preferences.

The belief interval is defined as the range of relevant probabilities.

Definition 1 (belief interval). *The belief interval B is defined as the smallest closed interval that contains all relevant probability levels for a representation of the preferences.*

Heuristically, the belief interval B denotes the relevant probabilities p that the agent considers when making decisions related to the uncertain event E . Section 3 provides details on the uniqueness of the belief interval. Cerrei-Vioglio *et al.* (2011) formulates a general representation of a wide range of ambiguity averse preferences with $U(l) = \min_{p \in B} G(\mathbb{E}_p[u(l)], p)$.

² See Klibanoff (2001) for behavioral definition of independent randomization devices.

Klibanoff *et al.* (2014) provide a behavioral definition of relevant probabilities in smooth models that coincides with the belief interval for maxmin and second order preferences.

For SEU preferences, the belief interval $B = \{p\}$ is unique. Ambiguity averse preferences, however, take into account a range of probability levels.

Definition 2 (ambiguous beliefs). *Preferences are said to exhibit ambiguous beliefs about the event E if the belief interval B is not a single point.*

The elementary building block of the elicitation mechanism can be described as follows.

1. The agent chooses the ratio x of lottery tickets that she bets on the event E (and the remainder $1 - x$ on its complement E^c).
2. If the event E realizes, the agent receives xq lottery tickets. If the event E^c realizes, the agent receives $(1 - x)(1 - q)$ lottery tickets.
3. The agent is rewarded with the fixed prize w if her ticket amount exceeds a random variable r that is uniformly distributed on $[0, 1]$.

Note that the choices $[E_q]$, $[C_q]$, and $[M_q]$ introduced in Section 1.1 can be recovered with $x = 1$, $x = 0$, and $x = 1 - q$. Formally, a mixing choice x can be associated with an act in \mathcal{F} . Let $\mathbb{1}(A)$ denote the indicator function for an event A .

Definition 3 (mixing bet with odds quota q and prize w). *The mixing bet with mixing choice $x \in [0, 1]$, odds quota $q \in [0, 1]$ and prize $w \in \mathcal{X}$ is defined as the act*

$$l(x, q, w) : S \rightarrow \mathbb{R} : (E, r) \rightarrow w \cdot \mathbb{1}(r \leq (xq\mathbb{1}(E) + (1 - x)(1 - q)\mathbb{1}(E^c))).$$

The two potential outcomes of this mixing bet are w and 0. Throughout, it is assumed that the agent prefers to obtain the prize w . The mixing interval M describes all odds for which the agent is mixing between the the event and the complement.

Definition 4 (mixing interval M). *Let $x^*(q) : [0, 1] \rightarrow [0, 1]$ define an optimal mixing for the odds ratio q such that*

$$l(x^*(q), q, w) \succeq l(x, q, w)$$

for all $x \in [0, 1]$. The mixing interval M is defined as the smallest closed interval that contains

$$\{q \in [0, 1] \mid x^*(1 - q) \in (0, 1)\}.$$

Trivially, the optimal mixing ratio is $x^*(q) = 1$ (betting all lottery tickets on E), if the quota q is large enough. The resulting act is $[E_q]$, a lottery with probability q if the event realizes. Similarly, the optimal mixing is $x^*(q) = 0$ (betting all lottery tickets on E^c), if the quota q is small enough. The resulting act is $[C_q]$, a lottery with probability $1 - q$ if the complement realizes. Both acts depend on the potentially ambiguous event E . If the

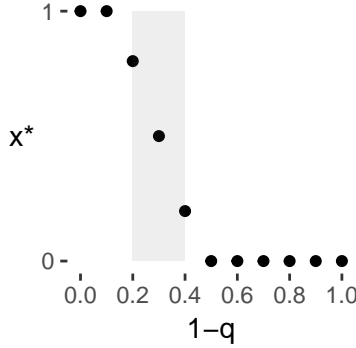


Figure 2: Example of optimal mixing x^* for odds $q \in \{0, 0.1, 0.2, 0.3, 0.4, 0.5, 0.6, 0.7, 0.8, 0.9, 1\}$ that reveals ambiguous beliefs. The shaded area marks inner bounds on the belief interval B .

agent bets $x^*(q) = 1 - q$ on the event, the resulting act is $[M_q]$, a lottery with probability $q(1 - q)$ irrespective of the uncertain event E . The ambiguity cancels out. An ambiguity averse agent prefers to mix between the two events to hedge against ambiguity. The higher the ambiguity aversion, the stronger is the optimal mixing drawn towards $1 - q$. The main result of the paper establishes that such mixing implies ambiguous probabilities.

Theorem 1 (belief interval). *Under Regularity Condition 1 mixing for a quota q implies that $1 - q$ is an element of the belief interval.*

$$M \subset B.$$

In particular, if an agent mixes for two different quotas the agent holds ambiguous beliefs.

Theorem 1 is established in Section 3 for each class of preferences separately. This result allows to bound the belief interval from within.

The set of values of $1 - q$ for which the agent chooses $[M_q]$ is a subset of the mixing interval M . Thus, the simple choice from Section 1.1 is sufficient to bound the belief interval. However, the mixing interval M provides sharper bounds for the belief interval. Figure 2 illustrates how observed choices for different odds provide information about the beliefs. In this example, the agent holds ambiguous beliefs, as she is mixing for multiple odds. Further, the position of the interval is consistent with low probabilities for the event E ranging at least from 0.2 to 0.4.

Small mixing intervals can only be detected if appropriate odds are applied. For ambiguous beliefs such odds always exist.

Theorem 2 (ambiguous beliefs). *Under Regularity Conditions 1, beliefs are ambiguous if and only if there exist at least two separate odds q for which the agent prefers to mix.*

The identification result for the belief interval B can be strengthened further. Additional considerations allow to separate the belief interval (ambiguity perception) from the ambiguity

attitude. Under maxmin preferences, it holds that

$$M = B.$$

For variational preferences, an unbounded utility difference $u_\Delta = u(w) - u(0)$ and a bounded first derivative of the cost function c establish that there exists a utility difference u_Δ such that

$$M_{u_\Delta} = B.$$

For second order preferences, a uniformly positive ambiguity aversion guarantees that the mixing interval M_{u_Δ} approximately recovers the belief interval B for large utility difference u_Δ . It holds that

$$M_{u_\Delta} \rightarrow B \quad \text{for } u_\Delta \rightarrow \infty.$$

3 Optimal mixing

First, consider the best response to the betting mechanism for an agent with SEU preferences.

Regularity Conditions 2 (SEU). *The agent has SEU preferences with a belief $p \in [0, 1]$ about the event E . In particular, the preferences can be represented by*

$$U(l) = \mathbb{E}_{E \sim p}[u(l(E))]$$

for some strictly increasing utility function u .

Throughout the paper, it is assumed that the agent holds accurate beliefs about the independent uniform draw that is used in the mechanism to induce risk neutrality. Hence, fully accurate the representation above is

$$U(l(E, r)) = \mathbb{E}_{(E, r) \sim p \times U[0, 1]}[u(E, r)] = \mathbb{E}_{E \sim p}[\mathbb{E}_{r \sim U[0, 1]}[u(E, r)]].$$

For notational convenience, the distribution of r is not stated explicitly. The best response under SEU is

$$x^*(q) = \arg \max_{x \in [0, 1]} \mathbb{E}_{E \sim p}[u(\mathbb{1}(s_q(x, E) > r)w)],$$

where $s_q(x, E) = xq\mathbb{1}(E) + (1-x)(1-q)\mathbb{1}(E^c)$.

In a first step, the analysis can be simplified with a key result from binarized scoring rules (compare e.g., Hossain and Okui, 2013).

Lemma 1 (binarized score). *For any score s in the unit interval, the expected utility of a lottery payout based on the score s is a positive affine transformation of the expected score*

$$\mathbb{E}_{E \sim p}[u(\mathbb{1}(s > r)w)] = \mathbb{E}_{E \sim p}[s]u_\Delta + u_0,$$

with $u_\Delta = u(w) - u(0)$ and $u_0 = u(0)$.

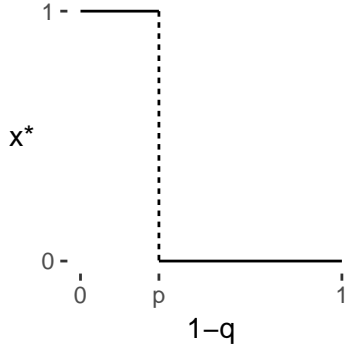


Figure 3: Optimal response for SEU preferences with belief $p = 0.3$.

Under Lemma 1 the optimal mixing behaviour for SEU preferences is independent of the agent's utility function.

Lemma 2 (SEU). *The optimal mixing under SEU preferences (denoted under Regularity Conditions 2) is*

$$x^*(q) = \begin{cases} 1 & \text{if } p > 1 - q \\ [0, 1] & \text{if } p = 1 - q \\ 0 & \text{if } p < 1 - q. \end{cases}$$

The proof of Lemma 2 is straightforward as the maximization problem can be rewritten with Lemma 1 as

$$x^*(q) = \arg \max_{x \in [0,1]} \mathbb{E}_{E \sim p} [s_q(x, E)],$$

which is linear in x .

The optimal mixing for SEU preferences is illustrated in Figure 3. Mixing is optimal if and only if $1 - q$ equals the subjective probability p . Otherwise, betting all lottery tickets on one event is optimal. If the elicitor observes $x(q)^* = 1$, it follows that $p > 1 - q$. For $x(q)^* = 0$, it follows that $p < 1 - q$. Thus, observing betting choices for different odds q , it is possible to identify the belief p .

The remainder of this section considers the best response to the betting mechanism for more general decision models.

3.1 Maxmin preferences

This section establishes the optimal mixing for maxmin preferences with belief interval B .

Regularity Conditions 3 (maxmin). *The agent holds maxmin preferences with belief interval $B = [a, b]$ about the event E . In particular, the preferences can be represented by*

$$U(l) = \min_{p \in B} \mathbb{E}_{E \sim p} [u(l(E))]$$

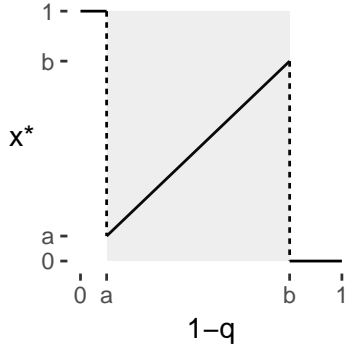


Figure 4: Optimal response for maxmin preferences with ambiguous belief interval $B = [0.1, 0.8]$. The shaded area marks the belief interval, which is identified by the mixing behavior.

for some strictly increasing utility function u .

The set of measures B is unique (Gilboa and Schmeidler, 1989, Theorem 1) and the belief interval is well-defined. As a special case, maxmin preferences contain SEU preferences if the beliefs are unambiguous with $B = \{p\}$.

Lemma 3 (maxmin). *The optimal answer for maxmin preferences as in Regularity Conditions 3 is*

$$x^*(q) = \begin{cases} 1 & \text{if } 1 - q < a \\ 1 - q & \text{if } a < 1 - q < b \\ 0 & \text{if } b < 1 - q \end{cases}$$

Lemma 3 follows from the more general statement for variational preferences in Lemma 4. See Lemma 1 in the supplementary document for α -maxmin preferences.

Interpreting betting behavior for maxmin preferences is straightforward. If everything is betted on the complement E^c , the belief interval B is below $1 - q$. If everything is betted on E , the belief interval is above $1 - q$. Finally, if mixing is observed, the belief interval contains $1 - q$.

3.2 Variational preferences

This section establishes the mixing behavior under variational preferences (Maccheroni *et al.*, 2006), which generalize multiplier preferences (Hansen, 2007; Hansen and Sargent, 2007). We assume variational preferences with belief interval B .

Regularity Conditions 4 (variational preferences). *The agent has variational preferences. In particular, the preferences over acts $l(E)$ can be represented by*

$$U(l) = \min_{p \in B} \mathbb{E}_{E \sim p} [u(l(E))] + c(p)$$

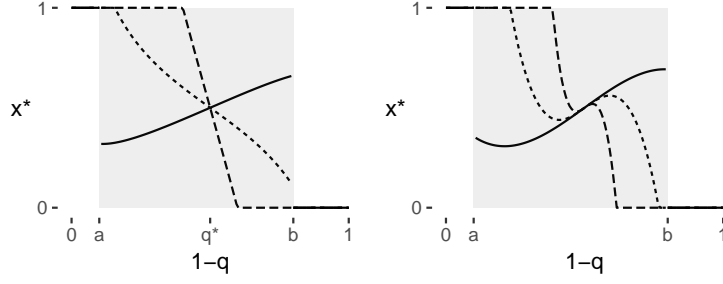


Figure 5: Optimal response for variational preferences. The optimal mixing is continuous in q . Six examples are shown, where the belief interval is $B = [0.1, 0.8]$ throughout. The left plot depicts multiplier preferences with $c(p) = \theta R(p||0.5)$ and $\theta = 0.1, 0.5, 1.5$, where R is the relative entropy function. The right plot depicts variational preferences with $c(p) = \theta|p - 0.5|^4$ and $\theta = 1, 10, 100$.

for some strictly increasing utility function u and some grounded, strictly convex and twice continuously differentiable cost function $c : B \rightarrow \mathbb{R}$.

Note that Regularity Conditions 4 covers variational preferences as defined in Maccheroni *et al.* (2006) if they are twice continuously differentiable and strictly convex on $\{p \in [0, 1] \mid c(p) < \infty\}$. Define a cost function $c_c(p)$ by

$$c_c(p) = \begin{cases} c(p) & \text{if } p \in B \\ \infty & \text{if } p \notin B \end{cases}$$

and $U(l) = \min_{p \in [0, 1]} \mathbb{E}_{E \sim p}[u(l(E))] + c_c(p)$. The minimal c_c is unique and the belief interval B is given by the closure of $\{p \in [0, 1] : c_c(p) < \infty\}$.

Lemma 4 (variational preferences). *If the agent follows variational preferences as in Regularity Conditions 4 with belief interval $B = [a, b]$, the optimal mixing for a mixing bet with prize w is*

$$x^*(q) = \begin{cases} 1 & \text{if } 1 - q < a \\ m_w(1 - q) & \text{if } a \leq 1 - q \leq b \\ 0 & \text{if } b < 1 - q \end{cases}$$

for a continuous function m_w and it holds that

- $m_w(1 - q) \in (0, 1)$ for $c'(1 - q)/u_\Delta < 1 - q < 1 + c'(1 - q)/u_\Delta$,
- $m_w(1 - q)$ increasing if $c''(1 - q) < u_\Delta$, and
- $m_w(1 - q)$ decreasing if $c''(1 - q) > u_\Delta$.

If c' is bounded and u_Δ is unbounded there exists a prize w such that the mixing interval identifies the belief interval,

$$M_{u_\Delta} = B.$$

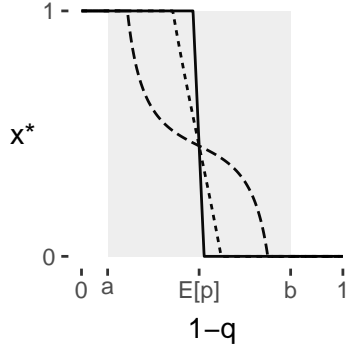


Figure 6: Optimal response for second order ambiguity averse preferences. The optimal mixing is continuous in q and lies in the shaded rectangle. Three examples are shown, where $u(0) = 0$, $u(w) = 1$, the second order distribution $\mathbb{P} = U[0.1, 0.8]$ and the second order utility function is $\Phi(z) = -e^{-\theta z}$ with $\theta = 1, 4, 16$ respectively.

3.3 Smooth second order preferences

This section considers the outcome dependent smooth second order preferences (compare Ergin and Gul, 2009; Klibanoff *et al.*, 2005; Nau, 2006; Seo, 2009).

Regularity Conditions 5. *The agent holds beliefs \mathbb{P} in form of a distribution over $[0, 1]$ with support $B = [a, b]$ with $0 \leq a \leq b \leq 1$ about the event E and has ambiguity averse smooth second order preferences. In particular, the preferences over acts $l(E)$ can be represented by*

$$U(l) = \mathbb{E}_{p \sim \mathbb{P}}[\phi(\mathbb{E}_{E \sim p}[u(l(E))])]$$

for some strictly increasing utility function u and some strictly increasing, concave, and twice continuously differentiable second order utility function ϕ .

The agent acts like a SEU type for linear ϕ functions. The second order probabilities \mathbb{P} are almost surely unique and the belief interval is unique across representations. See Klibanoff *et al.* (2014) for a theoretical discussion on capturing the perception of ambiguity under second order preferences and beyond.

Lemma 5. *The optimal mixing for a mixing bet with prize w of an ambiguity averse agent with second order preferences as in Regularity Conditions 5 is*

$$x^*(q) = \begin{cases} 1 & \text{if } a < 1 - q \\ m_w(1 - q) & \text{if } a \leq 1 - q \leq b \\ 0 & \text{if } 1 - q > b, \end{cases}$$

for some increasing and continuous function $m_w(\cdot)$ such that for all w

- $m_w(1 - a) = 1$ and $m_w(1 - b) = 0$
- $m_w(1 - q) < 1$ if $1 - q > \mathbb{E}_{p \sim \mathbb{P}}[p]$ and $m_w(1 - q) > 0$ if $1 - q < \mathbb{E}_{p \sim \mathbb{P}}[p]$.

In particular it holds for the mixing interval that $\mathbb{E}_{p \sim \mathbb{P}}[p] \in M_{u_\Delta}$. Further, if the coefficient of ambiguity aversion $\alpha(z) = -\frac{\phi''(z)}{\phi'(z)}$ is bounded away from zero, it holds that

$$M_{u_\Delta} \rightarrow B \quad \text{for } u_\Delta \rightarrow \infty.$$

The continuity of m implies that the agent is mixing on an interval with positive length. For sufficiently strong ambiguity aversion second order preferences are essentially identical to maxmin preferences (Klibanoff *et al.*, 2005, Proposition 3) and the belief interval can be identified with a high degree of accuracy. Lemma 5 shows that the same effect can be generated by increasing the utility difference $u_\Delta = u(w) - u(0)$ if one is willing to assume strictly positive ambiguity aversion.

In Figure 6 three examples with different constant absolute ambiguity aversion are shown. Bounds on the belief interval are conservative for moderate rates of ambiguity aversion and low utility difference in prizes.

4 Ambiguous beliefs over real-valued variables

Naturally, the belief interval and mixing bets can be extended to real-valued outcome variables. Consider the task of eliciting beliefs about a real-valued variable $Y : \Omega \rightarrow \mathbb{R}$. The state space is given by $S = \mathbb{R} \times [0, 1]$. Let \mathcal{P} denote a set of distributions over the real line. Further, let $\mathcal{P}_0 \subset \mathcal{P}$ denote the set of relevant distributions, which I call the *belief set*. As before, preferences are said to exhibit ambiguous beliefs about the random variable Y if the belief set does not reduce to a unique probability measure.

The belief set for SEU preferences is simply the subjective probability distribution of Y . Other preferences, like maxmin preferences cannot be represented without taking into account the expected utility of a decision with respect to multiple probability measures. Such beliefs are called ambiguous.

The agent is confronted with mixing bets for a series of events $E_i \subset \mathbb{R}$. Let $[a_i, b_i]$ denote the bounds elicited for event E_i . Let us denote the set of probability distributions that is consistent with the obtained bounds as

$$\mathcal{P}^* = \{\mathbb{P} \in \mathcal{P} | \mathbb{P}(E_i) \in [a_i, b_i] \text{ for all } i\}.$$

It follows that $\mathcal{P}_0 \subset \mathcal{P}^*$. Consider as example the situation where the random variable Y is assumed to be bounded by $c, C \in \mathbb{R}$ with $c \leq Y \leq C$ \mathbb{P} -almost surely for every $\mathbb{P} \in \mathcal{P}_0$. If mixing bets are applied to the events $E_i = \{\omega \in \Omega | Y(\omega) \leq c_i\}$ for some constants $c < c_1 < \dots < c_k < C$, any element of the belief set \mathcal{P}_0 has a cdf that lies in the gray area in Figure 7. While unambiguous beliefs can be determined to an arbitrary degree of accuracy

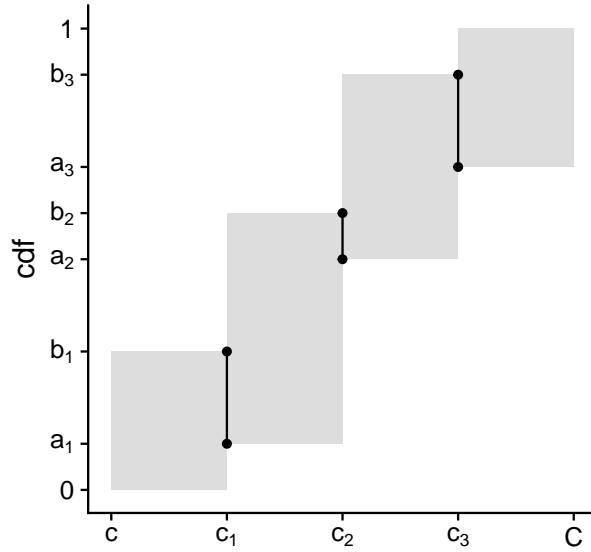


Figure 7: Bounding the set of cdfs in \mathcal{P}_0 with mixing bets based on the events $Y \leq c_i$ for $i = 1, 2, 3$.

by increasing the number of thresholds c_i , the bounds on ambiguous beliefs are conservative without additional assumptions.

An ambiguous belief over an event $E = \{Y \leq c\}$ implies ambiguous beliefs about Y . The reverse is generally not true. However, if the beliefs about the random variable Y are ambiguous, there always exists a threshold c such that the agent holds ambiguous beliefs over $E = \{Y \leq c\}$.

5 A Pilot Experiment

In a small pilot laboratory experiment, which was based on OTree and was conducted at the Frankfurt Laboratory for Experimental Economic Research (FLEX), 43 subjects could win a prize of 10 Euros and were asked to judge the event of a specific type of ball being drawn from an urn which contains 90 balls, where the color composition (60 red, 30 blue) was known to the participants, but the number of pointed balls (0 - 60 pointed) was unknown to the participants. The participants could only apply the three choices $x \in \{0, 1 - q, 1\}$ from Section 1.1. Preferences were elicited pairwise to reduce complexity.

Participants were asked to play a standard prisoners dilemma before the main experiment. During the main experiment, mixing choices were elicited for five different domains. The event of a blue ball being drawn (risk), the event of a dotted ball being drawn (ambiguity), the event of the stock market rising from the beginning to the end of the experiment, the event of the assigned co-player in the prisoners dilemma choosing to defect. Finally, the

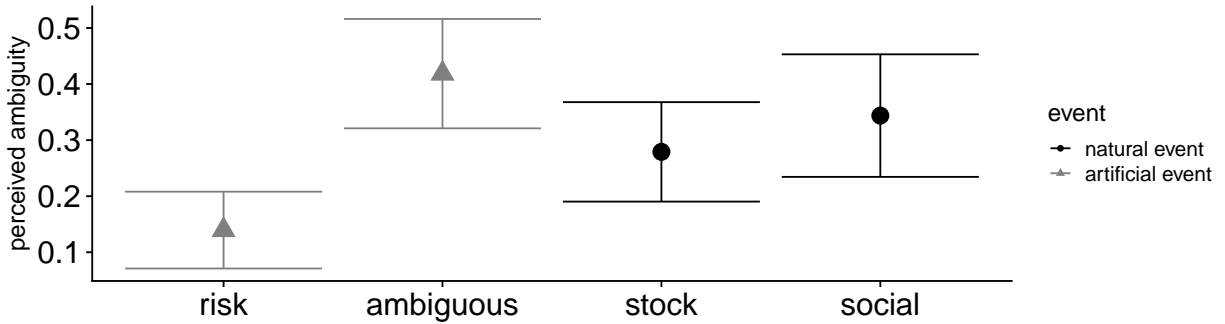


Figure 8: **Ratio of positive ambiguity perception.** The plot depicts the ratio of individuals for each topic that exhibit positive lower bounds for the length of the belief interval.

participants were shown 10 draws from the Ellsberg Urn and had to repeat the dotted ball elicitation.

The results in Figure 8 show that about 45% of the participants show evidence of ambiguity perception for the artificial ambiguous event (the dotted ball) by preferring to mix for at least two of the elicited q values. For the risky urn draw (the blue ball), only 15% of the individuals did so.

Figure 9 proxies the probability level associated with the reports in form of the midpoint of the elicited belief interval. Throughout, the answers suggest rational beliefs with the urn being close to $\frac{1}{3}$. After the 10 additional draws the average belief moves toward the true value of $\frac{1}{10}$.

The main goal of the elicitation mechanism is to reveal ambiguity perception beyond experimental tasks. The two examples considered here indicate that “natural events”, where uncertainty is generated by mechanisms beyond the experimental control, are indeed perceived as ambiguous by a considerable ratio of participants that are averse to this perceived ambiguity. Interestingly, the stock market induced less risk than the social ambiguity that arose in the prisoners dilemma. The latter is almost as likely to induce multiple mixing as the “fully ambiguous” Ellsberg Urn.

Additional experiments are currently conducted.

6 Discussion

The separation of persistent attitudes and temporary perception is a potentially insightful endeavor. Mixing bets can be used to elicit belief intervals and subsequently analyze their impact on decision making as well as their development under changing information environments. Conveniently, the mechanism can be used within a whole range of ambiguity averse attitudes. For ambiguity seeking preferences, however, mixing bets are uninformative about the length of the belief interval.

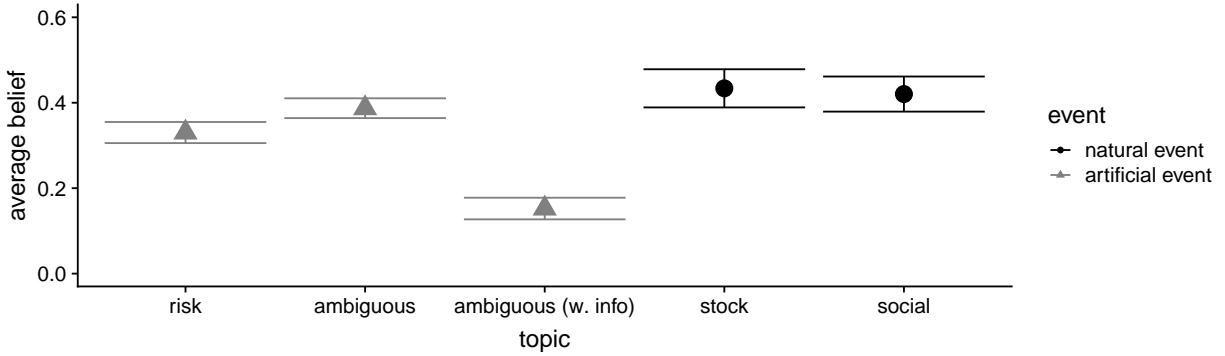


Figure 9: **Midpoint of belief interval.** The plot depicts the average midpoint of the belief interval across individuals for each topic.

Elicitation of subjective probabilities is often done by *matching probabilities* (e.g., Holt, 2007) also called *choice-based probabilities* (Abdellaoui *et al.*, 2011). In this approach, the probability of an event E is defined by the point of indifference between a lottery that pays a winning prize with probability p and a lottery that pays the same prize if E realizes. Conveniently, matching probabilities can be analyzed without a mixing concept or a product state space.

As already pointed out in Ramsey (1931) and de Finetti (1931) an obvious measure of belief is willingness to bet. Preceding ambiguity sensitive decision models in economics, Smith (1961) proposes to define subjective probabilities by the interval of odds that an agent agrees to bet on a certain event. By allowing the agent to mix bets, I extend Smith’s hypothetical design and establish that multiple mixing identifies ambiguity.

The introduced mixing bets have a direct connection to proper scoring rules and can be seen as an application of multiple point forecasting as introduced in Eytting and Schmidt (2018) to binary events. The betting mechanism can be restated as binarized asymmetric piecewise linear score for a point forecast of the random variable $\mathbb{1}(E)$. The best response is a quantile of the underlying distribution, where the level of the quantile depends on the odds quota (compare e.g. Gneiting, 2011). As pointed out in Chambers (2008), the best response to proper scoring rules under maxmin preferences is equal to the best response to one element of the set of probabilities. This finding extends to mixing bets, where the quantile is 1 for large and 0 for small quantile levels.

A major concern is whether the agent acts differently if multiple odds are elicited and one is randomly selected for payout instead of just one choice being elicited. The validity of this random lottery procedure has been shown to falter for simple choices (Starmer and Sugden, 1991). In the ambiguity averse context, an additional concern is how the agent reacts when faced with multiple bets on the same uncertain outcome. The application of our results require the agent to apply the ambiguity aversion on each bet separately instead of hedging across bets. This point, however, arises necessarily in the elicitation with random devices

for ambiguous averse agents (compare Bade, 2015) and similarly arises for other elicitation mechanisms (e.g., Baillon *et al.*, 2018; Bose and Daripa, 2017a).

Another concern is that the validity of the mechanism depends on the existence of a randomization device for the lottery payout that is perceived as risk without ambiguity. Similar issues arise for mechanisms that elicit matching probabilities (Baillon *et al.*, 2018) or that employ objective lotteries (Bose and Daripa, 2017a,b).

Instead of revealing preferences as proposed here, one can ask directly for ranges of probabilities (e.g., Giustinelli and Pavoni, 2017; Manski and Molinari, 2010). However, ambiguity averse decision models describe behavior, rather than thought processes. The belief interval may well have considerable explanatory power regarding an agents behavior, while the agent is unable to explicitly articulate such an interval.

Acknowledgments

I would like to thank Aurelien Baillon, Arup Daripa, Markus Eytng, Toru Kitagawa and Peter Wakker for insightful discussions. My work has been partially funded by the Klaus Tschira Foundation.

Appendix: Proofs

Proof of Lemma 1. The expected utility can be expressed as a linear function of the probability of winning,

$$\mathbb{E}_{E \sim p}[u(\mathbb{1}(s > r)w)] = \mathbb{P}[s > r]u(w) + (1 - \mathbb{P}[s > r])u(0) = \mathbb{P}[s > r](u(w) - u(0)) + u(0).$$

Further, from the independent uniform distribution of r and as $s \in [0, 1]$ it follows that

$$\mathbb{P}[s > r] = \mathbb{E}_{E \sim p}[\mathbb{E}_{r \sim U}[\mathbb{1}(s > r)]] = \mathbb{E}_{E \sim p}[s].$$

□

Proof of Lemma 4. We apply Lemma 1 and obtain the simplified optimization problem

$$x^* = \arg \max_{x \in [0,1]} \min_{p \in B} s_q(x, p) + c(p)/u_\Delta.$$

The decision maker acts as if more ambiguity averse for higher utility difference between prizes $u_\Delta = u(w) - u(0)$ (Proposition 8, Maccheroni *et al.*, 2006). Define $c_t(p) = c(p)/u_\Delta$ for notational convenience. c_t is also grounded, strictly convex and twice continuously differentiable.

Examine the minimum of

$$g(p) = s_q(x, p) + c_t(p) = 1 - x - q + xq + p(x - (1 - q)) + c_t(p). \quad (1)$$

The function g is convex. For fixed x , the minimum at p^* is characterized by the first order condition $g'(p^*(x)) = x - (1 - q) + c'_t(p^*(x)) = 0$. It holds that c' is increasing by the convexity assumption and it follows that $p^*(x)$ is decreasing in x .

- First case: $p^*(x) = a \iff x > 1 - q - c'_t(a)$

The agent values the resulting bets as a function of x by

$$U(x) = s_q(x, a) + c_t(a) = 1 - a - q + aq + x(a - (1 - q)) + c_t(a). \quad (2)$$

Thus, $x^* = 1$ if $1 - q < a$. For $1 - q > a$, consider the following two sub-cases:

- If $c'_t(a) < 0$, it follows that $x^* = \min(1, 1 - q - c'_t(a))$.
- If $c'_t(a) > 0$, it follows that $x^* = \max(0, 1 - q - c'_t(a))$.

- Second case: $p^*(x) = b \iff x < 1 - q - c'_t(b)$

The agent values the resulting bets as a function of x by

$$U(x) = 1 - b - q + bq + x(b - (1 - q)) + c_t(b). \quad (3)$$

Thus, $x^* = 0$ if $1 - q > b$. For $1 - q < b$, consider the following two sub-cases:

- If $c'_t(b) > 0$, it follows that $x^* = \max(0, 1 - q - c'_t(b))$.
- If $c'_t(b) < 0$, it follows that $x^* = \min(1, 1 - q - c'_t(b))$.

- Third case: $p^*(x) \in (a, b) \iff x = 1 - q - c'_t(p^*(x))$

The agent values the resulting bets as a function of x by

$$U(x) = \min_{p \in B} s_q(x, p) + c_t(p) \quad (4)$$

$$= \min_{p \in B} 1 - x - q + xq + p(x - (1 - q)) + c_t(p) \quad (5)$$

$$= 1 - x - q + xq + p^*(x)(x - (1 - q)) + c_t(p^*(x)). \quad (6)$$

The first order condition is

$$\begin{aligned} -(1 - q) + p^*(x)'x + p^*(x) - p^*(x)'(1 - q) + c'_t(p^*(x))p^*(x)' &= 0 \\ -(1 - q) + p^*(x) + p^*(x)'(x - (1 - q)) + c'_t(p^*(x))p^*(x)' &= 0 \\ -(1 - q) + p^*(x) - p^*(x)'c'_t(p^*(x)) + c'_t(p^*(x))p^*(x)' &= 0 \\ p^*(x) - (1 - q) &= 0. \end{aligned}$$

And describes a maximum as $U'(x) > 0 \iff p^*(x) > 1 - q$ and $p^*(x)$ decreasing in x . Thus, it follows that $x^*(1 - q) = 1 - q - c'_t(1 - q)$. The mixing function x^* is increasing in q if

$$c''_t(1 - q) > 1.$$

For any point $1 - q$, mixing is optimal if

$$0 < x^*(1 - q) < 1 \quad (7)$$

$$c'_t(1 - q) < 1 - q < 1 + c'_t(1 - q) \quad (8)$$

$$\frac{c'(1 - q)}{u_\Delta} < 1 - q < 1 + \frac{c'(1 - q)}{u_\Delta}, \quad (9)$$

which holds true for a sufficiently large u_Δ if c' is bounded.

□

Proof of Lemma 5. For notational convenience define $s_q(x, p) = \mathbb{E}_{E \sim p}[s_q(x, E)]$. With Lemma 1 it holds that

$$x^*(q) = \arg \max_{x \in [0,1]} \mathbb{E}_{p \sim \mathbb{P}}[\phi_t(s_q(x, p))],$$

with $\phi_t(z) = \phi(u_\Delta z + u_0)$ increasing and concave and $s_q(x, p) = 1 - p - q + pq + x(p - (1 - q))$.

First, consider the case $1 - q \leq a$. As $p \leq 1 - q$ implies ϕ_t is increasing in x , this case implies that ϕ_t is \mathbb{P} -almost surely increasing in x . Thus, $\mathbb{E}_{p \sim \mathbb{P}}[\phi_t(s_q(x, p))]$ increasing in x and $x^* = 1$. A similar argument shows $x^* = 0$ for $1 - q \geq b$.

The remainder of the proof considers the case $a < 1 - q < b$. Let $U(x, q) = \mathbb{E}_{p \sim \mathbb{P}}[\phi_t(s_q(x, p))]$. As ϕ_t is continuously differentiable, ϕ_t and its first two derivatives are integrable on B , it follows by the dominant convergence theorem that $\partial_x \partial_x U(x, q) = \mathbb{E}_{p \sim \mathbb{P}}[\phi_t''(s_q(x, p))(p - (1 - q))^2]$, which in turn implies that $U(x, q)$ is concave in x as $\phi_t'' \leq 0$. We conclude that for fixed q the optimal mixing $x^*(q)$ is unique. Further, by the maximum theorem (Ok, 2007) $x^*(q)$ is continuous as it holds that $U(x, q)$ is continuous by the dominated convergence theorem.

If $a \neq b$ the following argument shows that mixing is optimal for an interval that contains $1 - \mathbb{E}_{p \sim \mathbb{P}}[p]$. Consider the first order condition $\partial_x U(x, q) = \mathbb{E}_{p \sim \mathbb{P}}[\phi_t'(s_q(x, p))(p - (1 - q))] = 0$. For $x = 1$, the equation above is equivalent to $\mathbb{E}_{p \sim \mathbb{P}}[\phi_t'(pq)(p - (1 - q))] = 0$. As ϕ_t concave, the derivative ϕ_t' is decreasing and it follows that $\phi_t'(pq) \leq \phi_t'(bq)$ almost surely. Thus, $\mathbb{E}_{p \sim \mathbb{P}}[\phi_t'(pq)(p - (1 - q))] \leq \phi_t'(bq)(\mathbb{E}_{p \sim \mathbb{P}}[p] - (1 - q)) < 0$, for $1 - q > \mathbb{E}_{p \sim \mathbb{P}}[p]$. Analogously, it can be followed that the FOC for $x = 0$ is positive if $1 - q < \mathbb{E}_{E \sim p}[p]$. As $x^*(1 - q)$ is continuous on the belief interval B , it follows that mixing is optimal in an environment of $\mathbb{E}_{E \sim p}[p]$ if B doesn't reduce to a single point.

Now consider a series w_n such that $u_{\Delta, n} = u(w_n) - u(0) \rightarrow \infty$. The utility function is not unique (compare Theorem 1 Klibanoff *et al.*, 2005). If preferences are represented by utility functions $u_n(0) = 0$ and $u_n(w_n) = 1$, the agent acts identical to a decision maker with transformed $\phi_n(z) = \phi(\frac{z}{u_{\Delta, n}} + c_0)$. The coefficient of ambiguity aversion for this rescaled agent is

$$\alpha_n(z) = -\frac{\phi_n''}{\phi_n'} = -\frac{u_{\Delta, n} \phi''(u_{\Delta, n} z + u(0))}{u_{\Delta, n}^2 \phi'(u_{\Delta, n} z + u(0))} = \frac{\alpha(z)}{u_{\Delta, n}},$$

where $\alpha(z) = -\frac{\phi''(z)}{\phi'(z)}$ is uniquely defined coefficient of ambiguity aversion. It holds that $\alpha_{n+1} > \alpha_n$. If $\alpha(z)$ is bounded away from zero, it holds that $\inf_z \alpha_n(z) \rightarrow \infty$. With Proposition 4 in Klibanoff *et al.* (2005) it follows that for large n the preferences are essentially identical to maxmin preferences. Lemma 3 establishes that those have mixing interval $M = B$. □

References

- ABDELLAOUI, M., BAILLON, A., PLACIDO, L. and WAKKER, P. (2011). The rich domain of uncertainty: Source functions and their experimental implementation. *American Economic Review*, **101** (2), 695–723.
- ANANTANASUWONG, K., KOUWENBERG, R., MITCHELL, O. S. and PEIJNENBERG, K. (2019). Ambiguity attitudes about investments: Evidence from the field. *NBER Working Paper 25561*.
- ANDERSON, E. W., GHYSELS, E. and JUERGENS, J. L. (2009). The impact of risk and uncertainty on expected returns. *Journal of Financial Economics*, **94** (2), 233–263.
- AZRIELI, Y., CHAMBERS, C. P. and HEALY, P. J. (2018). Incentives in experiments: A theoretical analysis. *Journal of Political Economy*, **126** (4), 1472–1503.
- BADE, S. (2015). Randomization devices and the elicitation of ambiguity-averse preferences. *Journal of Economic Theory*, **159**, 221–235.
- BAILLON, A., BLEICHRODT, H., LI, C. and WAKKER, P. (2019). Belief hedges: Applying ambiguity measurements to all events and all ambiguity theories.
- , HUANG, Z., SELIM, A. and WAKKER, P. (2018). Measuring ambiguity attitudes for all (natural) events. *Econometrica*, **86** (5), 1839–1858.
- BOSE, S. and DARIPA, A. (2017a). Eliciting ambiguous beliefs under α -maxmin preference, working paper.
- and — (2017b). Eliciting second-order beliefs, working paper.
- BRENNER, M. and IZHAKIAN, Y. (2018). Asset pricing and ambiguity: Empirical evidence. *Journal of Financial Economics*, **130** (3), 503–531.
- CERREIA-VIOGLIO, S., MACCHERONI, F., MARINACCI, M. and MONTRUCCHIO, L. (2011). Uncertainty averse preferences. *Journal of Economic Theory*, **146** (4), 1275–1330.
- CHAMBERS, C. P. (2008). Proper scoring rules for general decision models. *Games and Economic Behavior*, **63** (1), 32–40.
- and LAMBERT, N. S. (2018). Dynamic belief elicitation, working paper.
- DE FINETTI, B. (1931). Sul significato soggettivo della probabilità. *Fundamenta Mathematicae*, **17**, 298–329.
- DIMMOCK, S., KOUWENBERG, R. and WAKKER, P. (2015). Ambiguity attitudes in a large representative sample. *Management Science*, **62** (5), 1363–1380.
- ELLSBERG, D. (1961). Risk, ambiguity, and the savage axioms. *The Quarterly Journal of Economics*, **75**, 643–669.

- ERGIN, H. and GUL, F. (2009). A theory of subjective compound lotteries. *Journal of Economic Theory*, **144** (3), 899–929.
- ETNER, J., JELEVA, M. and TALLON, J.-M. (2012). Decision theory under ambiguity. *Journal of Economic Surveys*, **26** (2), 234–270.
- EYTING, M. and SCHMIDT, P. (2018). Belief elicitation with multiple point predictions, working paper.
- GALLANT, A. R., JAHAN-PARVAR, M. R. and LIU, H. (2018). Does smooth ambiguity matter for asset pricing?, International Finance Discussion Papers 1221.
- GHIRARDATO, P., MACCHERONI, F. and MARINACCI, M. (2004). Differentiating ambiguity and ambiguity attitude. *Journal of Economic Theory*, **118** (2), 133–173.
- and MARINACCI, M. (2001). Risk, ambiguity, and the separation of utility and beliefs. *Mathematics of Operations Research*, **26** (4), 864–890.
- GILBOA, I. and SCHMEIDLER, D. (1989). Maxmin expected utility with non-unique prior. *Journal of Mathematical Economics*, **18** (2), 141–153.
- GIUSTINELLI, P. and PAVONI, N. (2017). The evolution of awareness and belief ambiguity in the process of high school track choice. *Review of Economic Dynamics*, **25**, 93–120.
- GNEITING, T. (2011). Making and evaluating point forecasts. *Journal of the American Statistical Association*, **106** (494), 746–762.
- HANSEN, L. P. (2007). Beliefs, doubts and learning: Valuing macroeconomic risk. *American Economic Review*, **97** (2), 1–30.
- and SARGENT, T. J. (2007). Recursive robust estimation and control without commitment. *Journal of Economic Theory*, **136** (1), 1–27.
- HOLT, C. A. (2007). *Markets, games, & strategic behavior*. Pearson Addison Wesley Boston, MA.
- HOSSAIN, T. and OKUI, R. (2013). The binarized scoring rule. *The Review of Economic Studies*, **80** (3), 984–1001.
- KARNI, E. (2009). A mechanism for eliciting probabilities. *Econometrica*, **77** (2), 603–606.
- (2017). A mechanism for the elicitation of second-order belief and subjective information structure.
- (2018). A mechanism for eliciting second-order beliefs and the inclination to choose. *American Economic Journal: Microeconomics*, **10** (2), 275–85.
- and SAFRA, Z. (2016). A theory of stochastic choice under uncertainty. *Journal of Mathematical Economics*, **63**, 164–173.

- KLIBANOFF, P. (2001). Stochastically independent randomization and uncertainty aversion. *Economic Theory*, **18** (3), 605–620.
- , MARINACCI, M. and MUKERJI, S. (2005). A smooth model of decision making under ambiguity. *Econometrica*, **73** (6), 1849–1892.
- , — and — (2009). Recursive smooth ambiguity preferences. *Journal of Economic Theory*, **144** (3), 930–976.
- , MUKERJI, S. and SEO, K. (2014). Perceived ambiguity and relevant measures. *Econometrica*, **82** (5), 1945–1978.
- KNIGHT, F. H. (1921). *Risk, uncertainty and profit*. Boston: Houghton Mifflin.
- LI, C., TURMUNKH, U. and WAKKER, P. (2018). Trust as a decision under ambiguity. *Experimental Economics*.
- MACCHERONI, F., MARINACCI, M. and RUSTICHINI, A. (2006). Ambiguity aversion, robustness, and the variational representation of preferences. *Econometrica*, **74** (6), 1447–1498.
- MACHINA, M. J. and SCHMEIDLER, D. (1992). A more robust definition of subjective probability. *Econometrica*, **60** (4), 745–780.
- and SINISCALCHI, M. (2014). Ambiguity and ambiguity aversion. In M. Machina and K. Viscusi (eds.), *Handbook of the Economics of Risk and Uncertainty*, vol. 1, North-Holland, pp. 729–807.
- MANSKI, C. F. (2004). Measuring expectations. *Econometrica*, **72** (5), 1329–1376.
- and MOLINARI, F. (2010). Rounding probabilistic expectations in surveys. *Journal of Business & Economic Statistics*, **28** (2), 219–231.
- MARINACCI, M. (2002). Probabilistic sophistication and multiple priors. *Econometrica*, **70** (2), 755–764.
- MINARDI, S. and SAVOCHKIN, A. (2015). Preferences with grades of indecisiveness. *Journal of Economic Theory*, **155**, 300–331.
- NAU, R. F. (2006). Uncertainty aversion with second-order utilities and probabilities. *Management Science*, **52** (1), 136–145.
- OK, E. A. (2007). *Real Analysis with Economic Applications*. Princeton: Princeton University Press.
- PRELEC, D. (1998). The probability weighting function. *Econometrica*, **66** (3), 497–527.
- RAMSEY, F. P. (1931). *Foundations of mathematics and other logical essays*. London: Kegan Paul.
- ROSSI, B., SEKHOSYAN, T. and SOUPRE, M. (2017). Understanding the sources of macroeconomic uncertainty, working paper.

- SAVAGE, L. J. (1954). *The foundations of statistics*. New York: Wiley.
- SCHMEIDLER, D. (1989). Subjective probability and expected utility without additivity. *Econometrica*, pp. 571–587.
- SEO, K. (2009). Ambiguity and second-order belief. *Econometrica*, **77** (5), 1575–1605.
- SMITH, C. (1961). Consistency in statistical inference and decision. *Journal of the Royal Statistical Society. Series B (Methodological)*, **23** (1), 1–37.
- STARMER, C. and SUGDEN, R. (1991). Does the random-lottery incentive system elicit true preferences? An experimental investigation. *The American Economic Review*, **81** (4), 971–978.
- STRZALECKI, T. (2011). Axiomatic foundations of multiplier preferences. *Econometrica*, **79** (1), 47–73.
- TRAUTMANN, S. T. and VAN DE KUILEN, G. (2015). Ambiguity attitudes. In G. Keren and G. Wu (eds.), *The Wiley Blackwell Handbook of Judgment and Decision Making*, 3, John Wiley Sons, pp. 89–116.
- WEBB, C. S. (2017). Purely subjective variational preferences. *Economic Theory*, **64** (1), 121–137.