

On the Performance of NOMA-based Cooperative Relaying with Receive Diversity

Vaibhav Kumar, Barry Cardiff, and Mark F. Flanagan

School of Electrical and Electronic Engineering, University College Dublin, Belfield, Dublin 4, Ireland

Email: vaibhav.kumar@ucdconnect.ie, barry.cardiff@ucd.ie, mark.flanagan@ieee.org

Abstract—Non-orthogonal multiple access (NOMA) is widely recognized as a potential multiple access (MA) technology for efficient spectrum utilization in the fifth-generation (5G) wireless standard. In this paper, we present the achievable sum rate analysis of a cooperative relaying system (CRS) using NOMA with two different receive diversity schemes – selection combining (SC), where the antenna with highest instantaneous signal-to-noise ratio (SNR) is selected, and maximal-ratio combining (MRC). We also present the outage probability and diversity analysis for the CRS-NOMA system. Analytical results confirm that the CRS-NOMA system outperforms the CRS with conventional orthogonal multiple access (OMA) by achieving higher spectral efficiency at high transmit SNR and achieves a full diversity order.

I. INTRODUCTION

NOMA has recently been recognized as a promising multiple access technology for 5G wireless networks and beyond, as it can meet the ubiquitous and heterogeneous demands on low latency and high reliability, and can support massive connectivity by providing high throughput and better spectral efficiency [1]. It enables multiple users to simultaneously share a time slot, a frequency channel and/or a spreading code, via multiplexing them in the power domain at the transmitter and using successive interference cancellation (SIC) at the receiver to remove messages intended for other users.

An interesting application of NOMA for a power-domain multiplexed system using cooperative relaying in Rayleigh distributed block fading channels was proposed in [2], where the source was able to deliver two data symbols to the destination in two time slots with the help of a relay. The advantage of such a system can easily be seen in terms of throughput, compared to the conventional OMA relaying system where a single symbol is delivered to the destination in two time slots. In particular, closed-form expressions for the average achievable sum rate and for near-optimal power allocation were derived in [2]. A performance analysis of the CRS-NOMA system over Rician fading channels was presented in [3], where the authors developed an analytical framework for the average achievable sum-rate and also proposed a method to calculate the approximate achievable rate by using Gauss-Chebyshev integration.

In this paper, we investigate the performance of the CRS-NOMA system for the case when the relay and the destination are equipped with multiple receive antennas. We consider two different diversity combining techniques at the relay and destination receivers – SC and MRC. We derive closed-form

expressions for the average achievable sum-rate and outage probability for the CRS-NOMA system for the cases of SC and MRC receivers. For the purpose of comparison, we present numerical results for the achievable rate of the CRS-OMA system with SC and MRC. In order to have a better insight into the system performance, we present the diversity analysis for the CRS-NOMA system and prove analytically that the system achieves full diversity order for both SC and MRC schemes.

II. SYSTEM MODEL

Consider the CRS-NOMA model shown in Fig. 1, which consists of a source S with a single transmit antenna, a relay R with N_r receive antennas and a single transmit antenna, and a destination D with N_d receive antennas. All nodes are assumed to be operating in half-duplex mode and all wireless links are assumed to be independent and Rayleigh distributed. The channel coefficient between the source and the i^{th} relay antenna ($1 \leq i \leq N_r$) is denoted by $h_{sr,i}$ and has mean-square value Ω_{sr} for any value of i , while that between the source and the j^{th} destination antenna ($1 \leq j \leq N_d$) is denoted by $h_{sd,j}$ and has the mean-square value Ω_{sd} for any value of j . Similarly, the channel coefficient between the relay and the k^{th} destination antenna ($1 \leq k \leq N_d$) is denoted by $h_{rd,k}$ and has mean-square value Ω_{rd} for any value of k . Furthermore, it is assumed that the channels between the source and the destination are on average weaker than those between the source and the relay, i.e., $\Omega_{sd} < \Omega_{sr}$.

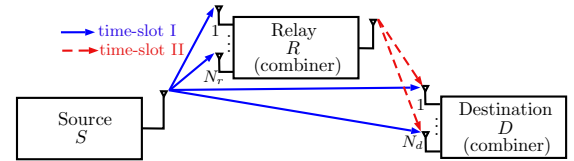


Fig. 1: System model for CRS-NOMA with multiple receive antennas.

In the CRS-NOMA scheme, the source broadcasts $\sqrt{a_1 P_t} s_1 + \sqrt{a_2 P_t} s_2$ to both relay and destination, where s_1 and s_2 are the data-bearing constellation symbols which are multiplexed in the power domain ($\mathbb{E}\{|s_i|^2\} = 1$ for $i = 1, 2$), P_t is the total power transmitted from the source, and a_1 and a_2 are power weighting coefficients satisfying the constraints $a_1 + a_2 = 1$ and $a_1 > a_2$. Upon reception, the destination decodes symbol s_1 treating interference from s_2 as additional noise, while the relay first decodes symbol s_1

and then applies SIC to decode symbol s_2 . In the second time slot, the source remains silent and only the relay transmits its estimate of symbol s_2 , denoted by \hat{s}_2 , to the destination with full transmit power P_t . In this manner, two different symbols are delivered to the destination in two time slots.

In contrast to this, in the conventional OMA scheme, the source broadcasts symbol s_1 with power P_t to both relay and destination in the first time slot and the relay retransmits the estimate of symbol s_1 , denoted by \hat{s}_1 , to the destination in the second time slot. The destination then combines both copies of symbol s_1 and in this manner only a single symbol is delivered to the destination in two time slots.

III. PERFORMANCE ANALYSIS

In this section, we present the achievable sum-rate, outage probability and diversity analysis of the CRS-NOMA system with two different receive diversity combining techniques, namely SC and MRC.

A. Reception using SC for CRS-NOMA

The signal received at the relay (resp. destination) in the first time slot is given by

$$y_{s\mu,SC} = h_{s\mu,i^*} \left(\sqrt{a_1 P_t} s_1 + \sqrt{a_2 P_t} s_2 \right) + n_{s\mu},$$

where $\mu = r$ (resp. $\mu = d$) and $i^* = \arg\max_{1 \leq i \leq N_\mu} (|h_{s\mu,i}|)$. Moreover, $n_{s\mu}$ denotes complex additive white Gaussian noise (AWGN) with zero mean and variance σ^2 . The received instantaneous signal-to-interference-plus-noise ratio (SINR) at the relay for decoding symbol s_1 and the instantaneous signal-to-noise ratio (SNR) for decoding symbol s_2 (assuming the symbol s_1 is decoded correctly) are $\gamma_{sr,SC}^{(1)} = \frac{\delta_{sr} a_1 P_t}{\delta_{sr} a_2 P_t + \sigma^2}$ and $\gamma_{sr,SC}^{(2)} = \frac{\delta_{sr} a_2 P_t}{\sigma^2}$, respectively, where $\delta_{sr} = |h_{sr,i^*}|^2$. Similarly, the received instantaneous SINR at the destination for the decoding of symbol s_1 is given by $\gamma_{sd,SC} = \frac{\delta_{sd} a_1 P_t}{\delta_{sd} a_2 P_t + \sigma^2}$, where $\delta_{sd} = |h_{sd,j^*}|^2$. In the next time slot, the relay transmits the decoded symbol \hat{s}_2 to the destination with power P_t . The received signal at the destination is given by

$$y_{rd,SC} = h_{rd,k^*} \sqrt{P_t} \hat{s}_2 + n_{rd},$$

where $k^* = \arg\max_{1 \leq k \leq N_d} (|h_{rd,k}|)$ and n_{rd} is zero-mean complex AWGN with variance σ^2 . The received instantaneous SNR at the destination while decoding the symbol s_2 is given by $\gamma_{rd,SC} = \frac{\delta_{rd} P_t}{\sigma^2}$, where $\delta_{rd} = |h_{rd,k^*}|^2$. Since the symbol s_1 should be correctly decoded at the destination as well as at the relay for SIC, the average achievable rate for the symbol s_1 is given by (c.f. [3])

$$\begin{aligned} \bar{C}_{s_1,SC} &= \frac{1}{2 \ln(2)} \left[\rho \int_0^\infty \frac{1 - F_X(x)}{1 + \rho x} dx - \rho a_2 \int_0^\infty \frac{1 - F_X(x)}{1 + \rho a_2 x} dx \right] \\ &= \frac{1}{2 \ln(2)} (I_1 - I_2), \end{aligned} \quad (1)$$

where $\rho = P_t/\sigma^2$ is the transmit SNR, $X \triangleq \min\{\delta_{sr}, \delta_{sd}\}$ and $F_X(x)$ denotes the cumulative distribution function (CDF) of the random variable X .

Theorem 1. A closed-form expression for the average achievable rate for symbol s_1 in Rayleigh fading using SC in CRS-NOMA is given by

$$\begin{aligned} \bar{C}_{s_1,SC} &= \frac{1}{2 \ln(2)} \sum_{k=1}^{N_r} \sum_{j=1}^{N_d} (-1)^{k+j} \binom{N_r}{k} \binom{N_d}{j} \\ &\times \left[\exp\left(\frac{\chi_{k,j}}{\rho}\right) \Gamma\left(0, \frac{\chi_{k,j}}{\rho}\right) - \exp\left(\frac{\chi_{k,j}}{\rho a_2}\right) \Gamma\left(0, \frac{\chi_{k,j}}{\rho a_2}\right) \right], \end{aligned} \quad (2)$$

where $\chi_{k,j} = (k/\Omega_{sr}) + (j/\Omega_{sd})$ and $\Gamma(\cdot, \cdot)$ denotes the upper-incomplete Gamma function.

Proof: See Appendix A.

The average achievable rate for symbol s_2 is given by (c.f. [3])

$$\bar{C}_{s_2,SC} = \frac{\rho}{2 \ln(2)} \int_0^\infty \frac{1 - F_Y(x)}{1 + \rho x} dx, \quad (3)$$

where $Y \triangleq \min\{\delta_{sr} a_2, \delta_{rd}\}$.

Proposition 1. A closed-form expression for the average achievable rate for symbol s_2 in Rayleigh fading using SC in CRS-NOMA is given by

$$\bar{C}_{s_2,SC} = \sum_{k=1}^{N_r} \sum_{j=1}^{N_d} \frac{(-1)^{k+j}}{2 \ln(2)} \binom{N_r}{k} \binom{N_d}{j} \exp\left(\frac{\theta_{k,j}}{\rho}\right) \Gamma\left(0, \frac{\theta_{k,j}}{\rho}\right), \quad (4)$$

where $\theta_{k,j} = \frac{k}{\Omega_{sr} a_2} + \frac{j}{\Omega_{rd}}$.

Proof. Analogous to the arguments in Appendix A and using a transformation of random variables, we have

$$1 - F_Y(x) = \sum_{k=1}^{N_r} \sum_{j=1}^{N_d} (-1)^{k+j} \binom{N_r}{k} \binom{N_d}{j} \exp(-\theta_{k,j} x), \quad (5)$$

Substituting the expression of $1 - F_Y(x)$ from (5) into (3) and solving the integration using [4, eqn. (3.352-4), p. 341], the closed-form expression for $\bar{C}_{s_2,SC}$ reduces to (4). ■

The average achievable sum-rate for the CRS-NOMA system using SC in Rayleigh fading is therefore given using (2) and (4) as

$$\bar{C}_{\text{sum},SC} = \bar{C}_{s_1,SC} + \bar{C}_{s_2,SC}. \quad (6)$$

It is interesting to note that for $N_r = N_d = 1$, (6) reduces to [2, eqn. (14)].

B. Reception using SC for CRS-OMA

The signal received at the relay (resp. destination) in the first time slot is given by

$$y_{s\mu,SC-OMA} = h_{s\mu,i^*} \sqrt{P_t} s_1 + n_{s\mu},$$

where $\mu = r$ (resp. $\mu = d$) and $i^* = \arg\max_{1 \leq i \leq N_\mu} (|h_{s\mu,i}|)$. In the next time slot, the relay forwards its estimate of s_1 , denoted by \hat{s}_1 , to the destination. The signal received at the destination is given by

$$y_{rd,SC-OMA} = h_{rd,k^*} \sqrt{P_t} \hat{s}_1 + n_{rd}.$$

The average achievable rate for the symbol s_1 is given by (c.f. [5])

$$\bar{C}_{\text{SC-OMA}} = 0.5 \mathbb{E}_W [\log_2(1 + W\rho)], \quad (7)$$

where¹ $W \triangleq \min\{\delta_{sr}, \delta_{sd} + \delta_{rd}\}$ and $\mathbb{E}_{\mathcal{L}}[\cdot]$ denotes the expectation with respect to the random variable \mathcal{L} . Since the focus of this paper is on the NOMA-based systems, we do not present a closed-form analysis for CRS-OMA.

C. Outage probability for CRS-NOMA using SC

In this subsection, we will characterize the outage probability of symbols s_1 and s_2 for the CRS-NOMA using selection combining in Rayleigh fading. We define $\mathcal{O}_{1,\text{SC}}$ as the outage event for symbol s_1 using SC, i.e., the event where either the relay or the destination fails to decode s_1 successfully. Hence the outage probability for the symbol s_1 is given by

$$\begin{aligned} \Pr(\mathcal{O}_{1,\text{SC}}) &= \Pr(C_{s_1,\text{SC}} < R_1) \\ &= \Pr\left[\frac{1}{2} \log_2\left(1 + \frac{a_1 \rho X}{1 + a_2 \rho X}\right) < R_1\right] = \Pr(X < \Theta_1) \\ &= F_{\delta_{sr}}(\Theta_1) + F_{\delta_{sd}}(\Theta_1) - F_{\delta_{sr}}(\Theta_1)F_{\delta_{sd}}(\Theta_1), \end{aligned} \quad (8)$$

where $C_{s_1,\text{SC}}$ is the instantaneous achievable rate of symbol s_1 in CRS-NOMA using SC in Rayleigh fading, R_1 is the target data rate for the symbol s_1 , $\epsilon_1 = 2^{2R_1} - 1$ and $\Theta_1 = \frac{\epsilon_1}{\rho(a_1 - \epsilon_1 a_2)}$. The system design must ensure that $a_1 > \epsilon_1 a_2$, otherwise the outage probability for symbol s_1 will always be 1 as noted in [6]. The closed-form expressions for $F_{\delta_{sr}}(\Theta_1)$ and $F_{\delta_{sd}}(\Theta_1)$ are given in Appendix A. Next, we define $\mathcal{O}_{2,\text{SC}}$ as the outage event for symbol s_2 using SC. This outage event can be decomposed as the union of the following disjoint events: (i) symbol s_1 cannot be successfully decoded at the relay; (ii) symbol s_1 is successfully decoded at the relay, but symbol s_2 cannot be successfully decoded at the relay; and (iii) both symbols are successfully decoded at the relay, but symbol s_2 cannot be successfully decoded at the destination. Therefore, the outage probability for the symbol s_2 may be expressed as

$$\begin{aligned} \Pr(\mathcal{O}_{2,\text{SC}}) &= \begin{cases} \Pr(\delta_{sr} < \Theta_1) + \Pr(\delta_{sr} \geq \Theta_1, \delta_{sr} < \Theta_2) \\ \quad + \Pr(\delta_{sr} > \Theta_2, \delta_{rd} < \epsilon_2/\rho); & \text{if } \Theta_1 < \Theta_2 \\ \Pr(\delta_{sr} < \Theta_1) + \Pr(\delta_{sr} > \Theta_1, \delta_{rd} < \epsilon_2/\rho); & \\ \text{otherwise} & \end{cases} \\ &= F_{\delta_{sr}}(\Theta) + F_{\delta_{rd}}(\epsilon_2/\rho) - F_{\delta_{sr}}(\Theta)F_{\delta_{rd}}(\epsilon_2/\rho), \end{aligned} \quad (9)$$

where R_2 is the target data rate for the symbol s_2 , $\epsilon_2 = 2^{2R_2} - 1$, $\Theta_2 = \frac{\epsilon_2}{a_2 \rho}$ and $\Theta = \max\{\Theta_1, \Theta_2\}$. The closed-form expressions for $F_{\delta_{sr}}(\Theta)$ and $F_{\delta_{rd}}(\epsilon_2/\rho)$ are given in Appendix A.

¹The rate calculation is based on the assumption that the destination performs SC in the first and the second time slots and then applies MRC on the resulting signals from the two time slots. In the case where the destination applies SC on the resulting signals instead of MRC, W will instead be defined as $\min\{\delta_{sr}, \max\{\delta_{sd}, \delta_{rd}\}\}$, and this will result in a performance degradation with respect to the system described here.

D. Diversity analysis for CRS-NOMA using SC

From (23), we have

$$\begin{aligned} F_{\delta_{sr}}(\Theta_1) &= \sum_{k=1}^{N_r} (-1)^{k-1} \binom{N_r}{k} \left[1 - \exp\left(\frac{-k\Theta_1}{\Omega_{sr}}\right)\right] \\ &= \sum_{k=1}^{N_r} \sum_{l=1}^{\infty} \frac{(-1)^{k+l}}{l!} \binom{N_r}{k} \left(\frac{k\Theta_1}{\Omega_{sr}}\right)^l = \sum_{l=N_r}^{\infty} \frac{(-1)^l \Theta_1^l}{l! \Omega_{sr}^l} \\ &\quad \times \sum_{k=1}^{N_r} \binom{N_r}{k} (-1)^k k^l \quad (\text{Using [4, eqn. (0.154-3), p. 4]}) \\ &= \frac{(-1)^{N_r} \epsilon_1^{N_r}}{(a_1 - \epsilon_1 a_2)^{N_r} N_r! \Omega_{sr}^{N_r}} \\ &\quad \times \sum_{k=1}^{N_r} \binom{N_r}{k} (-1)^k k^{N_r} \rho^{-N_r} + \mathcal{O}\left[\rho^{-(N_r+1)}\right], \end{aligned} \quad (10)$$

where \mathcal{O} is the Landau symbol. Hence it is clear from (10) that $F_{\delta_{sr}}(\Theta_1)$ decays as ρ^{-N_r} as $\rho \rightarrow \infty$. Similarly, it can be easily shown that $F_{\delta_{sd}}(\Theta_1)$ decays as ρ^{-N_d} and $F_{\delta_{sr}}(\Theta_1)F_{\delta_{sd}}(\Theta_1)$ decays as $\rho^{-(N_r+N_d)}$ as $\rho \rightarrow \infty$. Therefore it is straightforward to conclude using (8) that the diversity order of the symbol s_1 is $\min\{N_r, N_d, N_r N_d\} = \min\{N_r, N_d\}$. Following similar arguments, it can be shown that the diversity order of the symbol s_2 is $\min\{N_r, N_d\}$.

E. Reception using MRC for CRS-NOMA

The signal received at the relay (resp. destination) in the first time slot is given by

$$y_{s\mu,\text{MRC}} = \mathbf{h}_{s\mu}^H \left(\mathbf{h}_{s\mu} \left(\sqrt{a_1 P_t} s_1 + \sqrt{a_2 P_t} s_2 \right) + \mathbf{n}_{s\mu} \right),$$

where $\mu = r$ (resp. $\mu = d$), $\mathbf{h}_{s\mu} = [h_{s\mu,1} \ h_{s\mu,2} \ \cdots \ h_{s\mu,N_\mu}]^T \in \mathbb{C}^{N_\mu \times 1}$, $\mathbf{n}_{s\mu} = [n_{s\mu,1} \ n_{s\mu,2} \ \cdots \ n_{s\mu,N_\mu}]^T \in \mathbb{C}^{N_\mu \times 1}$, $(\cdot)^H$ is the Hermitian operator and $(\cdot)^T$ is the transpose operator. The elements in the vector $\mathbf{h}_{s\mu}$ are independent and distributed as $\mathcal{CN}(0, \Omega_{s\mu})$ and the elements in $\mathbf{n}_{s\mu}$ are independent and distributed according to $\mathcal{CN}(0, \sigma^2)$.

The received instantaneous SINR at the relay for decoding symbol s_1 and instantaneous SNR for decoding symbol s_2 (assuming the symbol s_1 is decoded correctly) are obtained as $\gamma_{sr,\text{MRC}}^{(1)} = \frac{\lambda_{sr} a_1 P_t}{\lambda_{sr} a_2 P_t + \sigma^2}$ and $\gamma_{sr,\text{MRC}}^{(2)} = \frac{\lambda_{sr} a_2 P_t}{\sigma^2}$, respectively, where $\lambda_{sr} = \sum_{i=1}^{N_r} |h_{sr,i}|^2$. Similarly, the received instantaneous SINR at the destination while decoding s_1 is given by $\gamma_{sd,\text{MRC}} = \frac{\lambda_{sd} a_1 P_t}{\lambda_{sd} a_2 P_t + \sigma^2}$, where $\lambda_{sd} = \sum_{i=1}^{N_d} |h_{sd,i}|^2$. In the next time slot, the relay transmits the decoded symbol \hat{s}_2 to the destination with power P_t . The received signal at the destination (after applying MRC) is given by

$$y_{rd,\text{MRC}} = \mathbf{h}_{rd}^H \left(\mathbf{h}_{rd} \sqrt{P_t} \hat{s}_2 + \mathbf{n}_{rd} \right),$$

where $\mathbf{h}_{rd} = [h_{rd,1} \ h_{rd,2} \ \cdots \ h_{rd,N_d}]^T \in \mathbb{C}^{N_d \times 1}$ with independent elements each distributed as $\mathcal{CN}(0, \Omega_{rd})$ and $\mathbf{n}_{rd} = [n_{rd,1} \ n_{rd,2} \ \cdots \ n_{rd,N_d}]^T \in \mathbb{C}^{N_d \times 1}$ with independent elements each distributed according to $\mathcal{CN}(0, \sigma^2)$. The received

instantaneous SNR at the destination while decoding the symbol s_2 is $\gamma_{rd,\text{MRC}} = \frac{\lambda_{rd} P_t}{\sigma^2}$, where $\lambda_{rd} = \sum_{i=1}^{N_d} |h_{rd,i}|^2$. The average achievable rate for the symbol s_1 is given by (c.f. [3])

$$\begin{aligned} \bar{C}_{s_1,\text{MRC}} &= \frac{1}{2 \ln(2)} \left[\rho \int_0^\infty \frac{1 - F_{\mathcal{X}}(x)}{1 + x\rho} dx - \rho a_2 \int_0^\infty \frac{1 - F_{\mathcal{X}}(x)}{1 + x\rho a_2} dx \right] \\ &= \frac{1}{2 \ln(2)} (I_3 - I_4), \end{aligned} \quad (11)$$

where $\mathcal{X} = \min\{\lambda_{sr}, \lambda_{sd}\}$.

Theorem 2. A closed-form expression for the average achievable rate for symbol s_1 for CRS-NOMA using MRC in Rayleigh fading is given by

$$\begin{aligned} \bar{C}_{s_1,\text{MRC}} &= \frac{1}{2 \ln(2)} \sum_{i=0}^{N_r-1} \sum_{j=0}^{N_d-1} \frac{\Gamma(1+i+j)}{i!j! \Omega_{sr}^i \Omega_{sd}^j \rho^{i+j}} \left[\exp\left(\frac{\phi}{\rho}\right) \right. \\ &\quad \left. \times \Gamma\left(-i-j, \frac{\phi}{\rho}\right) - \frac{1}{a_2^{i+j}} \exp\left(\frac{\phi}{\rho a_2}\right) \Gamma\left(-i-j, \frac{\phi}{\rho a_2}\right) \right], \end{aligned} \quad (12)$$

where $\phi = \Omega_{sr}^{-1} + \Omega_{sd}^{-1}$ and $\Gamma(\cdot)$ denotes the Gamma function.

Proof: See Appendix B.

The average achievable rate for the symbol s_2 is given by (c.f. [3])

$$\bar{C}_{s_2,\text{MRC}} = \frac{\rho}{2 \ln(2)} \int_0^\infty \frac{1 - F_{\mathcal{Y}}(x)}{1 + x\rho} dx, \quad (13)$$

where $\mathcal{Y} \triangleq \min\{\lambda_{sr} a_2, \lambda_{rd}\}$.

Proposition 2. The closed-form expression for the average achievable rate for symbol s_2 for CRS-NOMA using MRC in Rayleigh fading is obtained as

$$\begin{aligned} \bar{C}_{s_2,\text{MRC}} &= \frac{1}{2 \ln(2)} \sum_{i=0}^{N_r-1} \sum_{j=0}^{N_d-1} \frac{\Gamma(1+i+j)}{i!j! a_2^i \Omega_{sr}^i \Omega_{rd}^j \rho^{i+j}} \\ &\quad \times \exp\left(\frac{\xi}{\rho}\right) \Gamma\left(-i-j, \frac{\xi}{\rho}\right), \end{aligned} \quad (14)$$

where $\xi = (\Omega_{sr} a_2)^{-1} + \Omega_{rd}^{-1}$.

Proof. Similar to the arguments in Appendix B and using a transformation of random variables, we have,

$$1 - F_{\mathcal{Y}}(x) = \exp(-x\xi) \sum_{i=0}^{N_r-1} \sum_{j=0}^{N_d-1} \frac{x^{i+j}}{i!j! a_2^i \Omega_{sr}^i \Omega_{rd}^j}. \quad (15)$$

Substituting $1 - F_{\mathcal{Y}}(x)$ from (15) into (13) and solving the integral using [4, eqn. (3.383-10), p. 348], the closed-form expression for $\bar{C}_{s_2,\text{MRC}}$ becomes equal to (14). ■

Hence, the average achievable sum-rate for the CRS-NOMA using MRC in Rayleigh fading is obtained using (12) and (14) as

$$\bar{C}_{\text{sum},\text{MRC}} = \bar{C}_{s_1,\text{MRC}} + \bar{C}_{s_2,\text{MRC}}. \quad (16)$$

It is important to note that for $N_r = N_d = 1$, (16) reduces to [2, eqn. (14)].

F. Reception using MRC for CRS-OMA

The signals received in the first time slot at the relay (resp. destination) is given by

$$y_{s\mu,\text{MRC-OMA}} = \mathbf{h}_{s\mu}^H \left(\mathbf{h}_{s\mu} \sqrt{P_t} s_1 + \mathbf{n}_{s\mu} \right),$$

where $\mu = r$ (resp. $\mu = d$). In the next time slot, the relay forwards its estimate of s_1 , denoted by \hat{s}_1 , to the destination. The signal received at the destination is given by

$$y_{rd,\text{MRC-OMA}} = \mathbf{h}_{rd}^H \left(\mathbf{h}_{rd} \sqrt{P_t} \hat{s}_1 + \mathbf{n}_{rd} \right).$$

Similar to the case of CRS-OMA using SC, the average achievable rate for symbol s_1 in CRS-OMA using MRC is given by (c.f. [5])

$$\bar{C}_{\text{MRC-OMA}} = 0.5 \mathbb{E}_{\mathcal{Z}} [\log_2(1 + \mathcal{Z}\rho)], \quad (17)$$

where $\mathcal{Z} \triangleq \min(\lambda_{sr}, \lambda_{sd} + \lambda_{rd})$.

G. Outage probability for CRS-NOMA using MRC

Similar to the CRS-NOMA using SC, we define $\mathcal{O}_{1,\text{MRC}}$ as the event that the symbol s_1 is in outage in the CRS-NOMA using MRC in Rayleigh fading. Hence,

$$\begin{aligned} \Pr(\mathcal{O}_{1,\text{MRC}}) &= \Pr(C_{s_1,\text{MRC}} < R_1) = F_{\mathcal{X}}(\Theta_1) \\ &= F_{\lambda_{sr}}(\Theta_1) + F_{\lambda_{sd}}(\Theta_1) - F_{\lambda_{sr}}(\Theta_1) F_{\lambda_{sd}}(\Theta_1), \end{aligned} \quad (18)$$

where $C_{s_1,\text{MRC}}$ is the instantaneous achievable rate for symbol s_1 in CRS-NOMA using MRC in Rayleigh fading. Similarly, we define $\mathcal{O}_{2,\text{MRC}}$ as the event that the symbol s_2 is in outage in the CRS-NOMA using MRC in Rayleigh fading. Therefore,

$$\Pr(\mathcal{O}_{2,\text{MRC}}) = F_{\lambda_{sr}}(\Theta) + F_{\lambda_{rd}}\left(\frac{\epsilon_2}{\rho}\right) - F_{\lambda_{sr}}(\Theta) F_{\lambda_{rd}}\left(\frac{\epsilon_2}{\rho}\right). \quad (19)$$

The closed-form expressions for $F_{\lambda_{sr}}(\Theta_1)$, $F_{\lambda_{sd}}(\Theta_1)$, $F_{\lambda_{sr}}(\Theta)$ and $F_{\lambda_{rd}}(\epsilon_2/\rho)$ can be found using the fact that λ_{sr} , λ_{sd} and λ_{rd} are Gamma distributed random variables.

H. Diversity analysis of CRS-NOMA using MRC

Since λ_{sr} is Gamma distributed with shape N_r and scale Ω_{sr} we have

$$F_{\lambda_{sr}}(\Theta_1) = \frac{1}{\Gamma(N_r)} \gamma\left(N_r, \frac{\Theta_1}{\Omega_{sr}}\right), \quad (20)$$

where $\gamma(\cdot, \cdot)$ is lower-incomplete Gamma function. Using the series expansion of the lower-incomplete Gamma function as given in [7, eqn. 8.11.4, p. 180],

$$F_{\lambda_{sr}}(\Theta_1) = \frac{1}{\Gamma(N_r)} \left(\frac{\Theta_1}{\Omega_{sr}}\right)^{N_r} \exp\left(-\frac{\Theta_1}{\Omega_{sr}}\right) \sum_{k=0}^{\infty} \frac{\Theta_1^k \Gamma(N_r)}{\Omega_{sr}^k \Gamma(N_r + k + 1)}.$$

Using the series expansion of the exponential function and replacing Θ_1 by $\frac{\epsilon_1}{\rho(a_1 - \epsilon_1 a_2)}$ yields

$$\begin{aligned} F_{\lambda_{sr}}(\Theta_1) &= \sum_{l=0}^{\infty} \sum_{k=0}^{\infty} \frac{(-1)^l \Theta_1^{N_r+l+k}}{\Omega_{sr}^{N_r+l+k} \Gamma(N_r + l + k)} \\ &= \frac{\epsilon_1^{N_r} \rho^{-N_r}}{(a_1 - \epsilon_1 a_2)^{N_r} \Omega_{sr}^{N_r} \Gamma(N_r)} + \mathcal{O}\left(\rho^{-(N_r+1)}\right). \end{aligned} \quad (21)$$

It is clear from (21) that $F_{\lambda_{sr}}(\Theta_1)$ decays as ρ^{-N_r} as $\rho \rightarrow \infty$. Similarly, it can be proved that $F_{\lambda_{sd}}(\Theta_1)$ decays as ρ^{-N_d} as $\rho \rightarrow \infty$. Also, using the series expansion of the lower-incomplete Gamma function and the exponential function, we have

$$\begin{aligned} F_{\lambda_{sr}}(\Theta_1)F_{\lambda_{sd}}(\Theta_1) &= \frac{1}{\Gamma(N_r)\Gamma(N_d)}\gamma\left(N_r, \frac{\Theta_1}{\Omega_{sr}}\right)\gamma\left(N_d, \frac{\Theta_1}{\Omega_{sd}}\right) \\ &= \sum_{l=0}^{\infty}\sum_{k=0}^{\infty}\sum_{i=0}^{\infty}\sum_{j=0}^{\infty}\frac{(-1)^{l+i}\Theta_1^{N_r+N_d+l+k+i+j}}{\Omega_{sr}^{N_r+l+k}\Omega_{sd}^{N_d+i+j}} \\ &\quad \times \frac{1}{\Gamma(N_r+l+k)\Gamma(N_d+i+j)} \\ &= \frac{\epsilon_1^{N_r+N_d}\rho^{-(N_r+N_d)}}{(a_1-\epsilon_1a_2)^{N_r+N_d}\Omega_{sr}^{N_r}\Omega_{sd}^{N_d}\Gamma(N_r)\Gamma(N_d)} + \mathcal{O}\left(\rho^{-(N_r+N_d+1)}\right). \end{aligned} \quad (22)$$

Hence it is straightforward to conclude using (18), (21) and (22) that the diversity order for the symbol s_1 is $\min\{N_r, N_d, N_rN_d\} = \min\{N_r, N_d\}$. Analogously, by representing $F_{\lambda_{sr}}(\Theta)$ and $F_{\lambda_{rd}}(\epsilon_2/\rho)$ in (19) in terms of the lower-incomplete gamma function, it can be shown that the diversity order for the symbol s_2 is $\min(N_r, N_d, N_rN_d) = \min(N_r, N_d)$.

IV. RESULTS AND DISCUSSION

In this section we present analytical and numerical² results for the average achievable rate and the outage probability for the cooperative relaying system. We consider the CRS system where $\Omega_{sd} = 1$, $\Omega_{sr} = 10$ and $\Omega_{rd} = 2.5$. For all NOMA-based systems, we consider $a_2 = 0.1$ and $R_1 = R_2 = 1$ bps/Hz. Fig. 2 shows a comparison of the average achievable rate for the CRS-NOMA (both numerical and analytical results) and CRS-OMA (numerical results) systems. It is clear from the figure that for low transmit SNR ρ , the CRS-NOMA system performs worse compared to the conventional CRS-OMA system in terms of achievable rate, but as the transmit SNR ρ becomes large, the CRS-NOMA system outperforms its OMA counterpart for both SC and MRC schemes. It is evident from Fig. 2a that the CRS-NOMA using SC with $N_r = N_d = 1$ achieves the same spectral efficiency as that of the CRS-OMA using SC with $N_r = N_d = 2$ at high transmit SNR. Also, the CRS-NOMA using SC with $N_r = N_d = 2$ achieves higher spectral efficiency as compared to CRS-OMA using SC with $N_r = N_d = 4$ at high SNR. From Fig. 2b, it is clear that the CRS-NOMA using MRC with $N_r = N_d = 2$ achieves the same spectral efficiency as that of the CRS-OMA using MRC with $N_r = N_d = 4$ at high transmit SNR. It can also be noted that the CRS-NOMA system using MRC results in a higher average achievable sum-rate as compared to the CRS-NOMA system using SC.

Fig. 3 shows the outage probability of the symbols s_1 and s_2 with varying transmit SNR ρ for the CRS-NOMA system using SC. It is clear that the diversity order for both symbols is $\min(N_r, N_d)$ as derived in Section III-D.

²We do not realize the actual scenario for numerical computation, but rather generate the random variables and then evaluate (6), (7), (16) and (17).

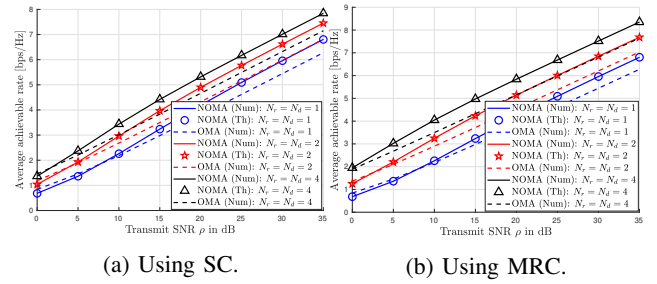


Fig. 2: Average achievable rate for the CRS.

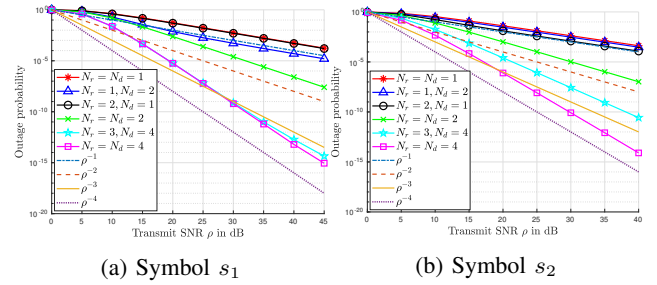


Fig. 3: Outage probability for CRS-NOMA using SC.

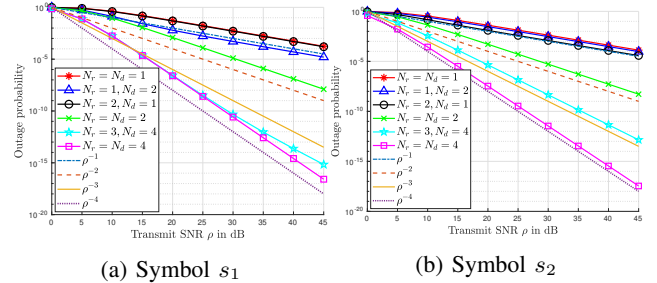


Fig. 4: Outage probability for CRS-NOMA using MRC.

Fig. 4 shows the outage probability of the symbols s_1 and s_2 with varying transmit SNR ρ for the CRS-NOMA system using MRC. It is evident from the figure that the diversity order for both symbols is $\min(N_r, N_d)$ as proved analytically. It can also be noted that the outage probabilities for symbols s_1 and s_2 are lower for the CRS-NOMA system using MRC as compared to the corresponding probabilities for the CRS-NOMA system using SC.

V. CONCLUSION

In this paper, we provided a comprehensive achievable sum-rate analysis of a CRS-NOMA system with receive diversity. We considered two different diversity combining schemes – SC and MRC. It was shown that the CRS-NOMA system outperforms its OMA-based counterpart by achieving higher spectral efficiency. Our analysis also confirms that the CRS-NOMA can achieve the same rate as CRS-OMA, but with a smaller number of receive antennas. We also presented the outage probability analysis of the CRS-NOMA system. Diversity analysis of the CRS-NOMA system confirms that

the system achieves full diversity order of $\min(N_r, N_d)$ for both SC and MRC schemes.

APPENDIX A PROOF OF THEOREM 1

Since $|h_{sr,i}|$ is Rayleigh distributed for every $i \in \{1, 2, \dots, N_r\}$, the CDF of $|h_{sr,i^*}|$ is given by

$$\begin{aligned} F_{|h_{sr,i^*}|}(x) &= \left[1 - \exp\left(\frac{-x^2}{\Omega_{sr}}\right) \right]^{N_r} \\ &= 1 + \sum_{k=1}^{N_r} (-1)^k \binom{N_r}{k} \exp\left(\frac{-kx^2}{\Omega_{sr}}\right). \end{aligned}$$

Therefore, the CDF of δ_{sr} can be obtained as

$$\begin{aligned} F_{\delta_{sr}}(x) &= \Pr(|h_{sr,i^*}|^2 \leq x) = \Pr(|h_{sr,i^*}| \leq \sqrt{x}) \\ &= 1 + \sum_{k=1}^{N_r} (-1)^k \binom{N_r}{k} \exp\left(\frac{-kx}{\Omega_{sr}}\right). \end{aligned} \quad (23)$$

The CDF of δ_{sd} (resp. δ_{rd}) can be found by replacing Ω_{sr} by Ω_{sd} (resp. Ω_{rd}), while also replacing N_r by N_d , in (23). The CDF of $X = \min\{\delta_{sr}, \delta_{sd}\}$ can be found as³

$$F_X(x) = F_{\delta_{sr}}(x) + F_{\delta_{sd}}(x) - F_{\delta_{sr}}(x)F_{\delta_{sd}}(x).$$

Therefore,

$$1 - F_X(x) = \sum_{k=1}^{N_r} \sum_{j=1}^{N_d} (-1)^{k+j} \binom{N_r}{k} \binom{N_d}{j} \exp(-\chi_{k,j}x), \quad (24)$$

where $\chi_{k,j} = (k/\Omega_{sr}) + (j/\Omega_{sd})$. Using (1) and (24), we have

$$\begin{aligned} I_1 &= \rho \sum_{k=1}^{N_r} \sum_{j=1}^{N_d} (-1)^{k+j} \binom{N_r}{k} \binom{N_d}{j} \int_0^\infty \frac{\exp(-\chi_{k,j}x)}{1 + \rho x} dx \\ &= \sum_{k=1}^{N_r} \sum_{j=1}^{N_d} (-1)^{k+j} \binom{N_r}{k} \binom{N_d}{j} \exp\left(\frac{\chi_{k,j}}{\rho}\right) \Gamma\left(0, \frac{\chi_{k,j}}{\rho}\right), \end{aligned} \quad (25)$$

where the integral above is solved using [4, eqn. (3.352-4), p. 341] and the fact that $-\text{Ei}(-x) = \Gamma(0, x)$. Here $\text{Ei}(\cdot)$ denotes the exponential integral. Similarly, using (1) and (24), we have

$$I_2 = \sum_{k=1}^{N_r} \sum_{j=1}^{N_d} (-1)^{k+j} \binom{N_r}{k} \binom{N_d}{j} \exp\left(\frac{\chi_{k,j}}{\rho a_2}\right) \Gamma\left(0, \frac{\chi_{k,j}}{\rho a_2}\right). \quad (26)$$

Using (1), (25) and (26), the closed-form expression for the average achievable rate for symbol s_1 in Rayleigh fading using SC in CRS-NOMA reduces to (2); this completes the proof.

³Given two independent random variables \mathcal{U} and \mathcal{V} with probability density functions (PDFs) $f_{\mathcal{U}}(x)$ and $f_{\mathcal{V}}(x)$ respectively, and CDFs $F_{\mathcal{U}}(x)$ and $F_{\mathcal{V}}(x)$ respectively, the PDF of $\mathcal{W} \triangleq \min\{\mathcal{U}, \mathcal{V}\}$ is given by $f_{\mathcal{W}}(x) = f_{\mathcal{U}}(x)[1 - F_{\mathcal{V}}(x)] + f_{\mathcal{V}}(x)[1 - F_{\mathcal{U}}(x)]$ and the CDF of \mathcal{W} is given by $F_{\mathcal{W}}(x) = F_{\mathcal{U}}(x) + F_{\mathcal{V}}(x) - F_{\mathcal{U}}(x)F_{\mathcal{V}}(x)$.

APPENDIX B PROOF OF THEOREM 2

Since $|h_{sr,i}|$ ($1 \leq i \leq N_r$) and $|h_{sd,i}|$ ($1 \leq i \leq N_d$) are Rayleigh distributed, the random variables λ_{sr} and λ_{sd} are Gamma distributed with shape N_r and N_d respectively, and scale Ω_{sr} and Ω_{sd} respectively. Since the shape parameters are positive integers, the corresponding CDFs for λ_{sr} and λ_{sd} can each be represented as a special case of the Erlang distribution. It follows that the CDF of \mathcal{X} can be written as

$$F_{\mathcal{X}}(x) = 1 - \exp(x\phi) \sum_{i=0}^{N_r-1} \sum_{j=0}^{N_d-1} \frac{x^{i+j}}{i!j!\Omega_{sr}^i\Omega_{sd}^j},$$

where $\phi = \Omega_{sr}^{-1} + \Omega_{sd}^{-1}$. Hence I_3 in (11) can be solved using [4, eqn. (3.383-10), p. 348] as

$$\begin{aligned} I_3 &= \sum_{i=0}^{N_r-1} \sum_{j=0}^{N_d-1} \frac{1}{i!j!\Omega_{sr}^i\Omega_{sd}^j} \int_0^\infty \frac{\exp(-x\phi)x^{(i+j)}}{1+x\rho} dx \\ &= \sum_{i=0}^{N_r-1} \sum_{j=0}^{N_d-1} \frac{\exp\left(\frac{\phi}{\rho}\right) \Gamma(1+i+j)}{i!j!\Omega_{sr}^i\Omega_{sd}^j\rho^{(1+i+j)}} \Gamma\left(-i-j, \frac{\phi}{\rho}\right). \end{aligned} \quad (27)$$

Similarly, I_4 can be solved as

$$I_4 = \sum_{i=0}^{N_r-1} \sum_{j=0}^{N_d-1} \frac{\exp\left(\frac{\phi}{\rho a_2}\right) \Gamma(1+i+j)}{i!j!\Omega_{sr}^i\Omega_{sd}^j(\rho a_2)^{(1+i+j)}} \Gamma\left(-i-j, \frac{\phi}{\rho a_2}\right). \quad (28)$$

Using (11), (27) and (28), the closed-form expression for the average achievable rate of symbol s_1 for CRS-NOMA using MRC in Rayleigh fading reduces to (12); this completes the proof.

ACKNOWLEDGMENT

This publication has emanated from research conducted with the financial support of Science Foundation Ireland (SFI) and is co-funded under the European Regional Development Fund under Grant Number 13/RC/2077.

REFERENCES

- [1] Z. Ding, X. Lei, G. K. Karagiannidis, R. Schober, J. Yuan, and V. K. Bhargava, "A survey on non-orthogonal multiple access for 5G networks: Research challenges and future trends," *IEEE J. Sel. Areas Commun.*, vol. 35, no. 10, pp. 2181–2195, Oct 2017.
- [2] J. B. Kim and I. H. Lee, "Capacity analysis of cooperative relaying systems using non-orthogonal multiple access," *IEEE Commun. Lett.*, vol. 19, no. 11, pp. 1949–1952, Nov 2015.
- [3] R. Jiao, L. Dai, J. Zhang, R. MacKenzie, and M. Hao, "On the performance of NOMA-based cooperative relaying systems over Rician fading channels," *IEEE Trans. Veh. Technol.*, vol. 66, no. 12, pp. 11 409–11 413, Dec 2017.
- [4] A. Jeffrey and D. Zwillinger, *Table of Integrals, Series, and Products*, 7th ed. Elsevier Science, 2007.
- [5] J. N. Laneman, D. N. C. Tse, and G. W. Wornell, "Cooperative diversity in wireless networks: Efficient protocols and outage behavior," *IEEE Trans. Inf. Theory*, vol. 50, no. 12, pp. 3062–3080, Dec 2004.
- [6] Z. Ding, H. Dai, and H. V. Poor, "Relay selection for cooperative NOMA," *IEEE Wireless Commun. Lett.*, vol. 5, no. 4, pp. 416–419, Aug 2016.
- [7] F. W. Olver, D. W. Lozier, R. F. Boisvert, and C. W. Clark, *NIST Handbook of Mathematical Functions*, 1st ed. New York, NY, USA: Cambridge University Press, 2010.