

# Signal of a $D\bar{D}$ bound state in the $e^+e^- \rightarrow J/\psi D\bar{D}$ reaction

En Wang,<sup>1,2,\*</sup> Wei-Hong Liang,<sup>1,3,†</sup> and Eulogio Oset<sup>1,4,‡</sup>

<sup>1</sup>Department of Physics, Guangxi Normal University, Guilin 541004, China

<sup>2</sup>School of Physics and Engineering, Zhengzhou University, Zhengzhou, Henan 450001, China

<sup>3</sup>Guangxi Key Laboratory of Nuclear Physics and Technology,  
Guangxi Normal University, Guilin 541004, China

<sup>4</sup>Departamento de Física Teórica and IFIC, Centro Mixto Universidad de Valencia - CSIC,  
Institutos de Investigación de Paterna, Aptdo. 22085, 46071 Valencia, Spain

We analyze the  $D\bar{D}$  mass distribution from a recent Belle experiment on the  $e^+e^- \rightarrow J/\psi D\bar{D}$  reaction, using a unitary formalism with coupled channels  $D^+D^-$ ,  $D^0\bar{D}^0$ ,  $D_s\bar{D}_s$ , and  $\eta\eta$ , with some of the interactions taken from a theoretical model, but with enough freedom to determine the mass and width of a  $D\bar{D}$  bound state that comes from a fit to the data. We show that the mass distribution divided by phase space does not have a peak above the  $D\bar{D}$  threshold and instead indicates a structure below threshold that our analysis unveils, leading to a state,  $X(3700)$ , with mass  $M = 3690_{-20}^{+10}$  MeV, and width  $\Gamma = 100_{-40}^{+20}$  MeV.

PACS numbers:

## I. INTRODUCTION

A recent experiment by the Belle collaboration on the  $e^+e^- \rightarrow J/\psi D\bar{D}$  reaction, looking into the  $D\bar{D}$  mass distribution, observes a strong peak close to threshold [1]. A fit to the data in terms of a Breit-Wigner amplitude produces a mass and width  $M = 3862_{-32-13}^{+26+40}$  MeV,  $\Gamma = 201_{-67-82}^{+154+88}$  MeV. The  $J^{PC} = 0^{++}$  hypothesis is favoured over the  $2^{++}$ . The peak is associated to a new charmonium state  $X^*(3860)$  which the authors propose as a candidate for  $\chi_{c0}(2P)$ . In the present work we will show that these data indicates the existence of a  $D\bar{D}$  state below the  $D\bar{D}$  threshold, which would be the analogous state to the  $f_0(980)$ , long advocated as a  $K\bar{K}$  bound state [2], and substantiated with the chiral unitary approach [3–6].

The reason to reopen the issue is that the analysis of a structure close to threshold demands techniques that are consistent with analyticity, coupled channels unitarity and threshold properties (cusps in amplitudes) that go beyond the simple representation by a Breit-Wigner amplitude [7, 8]. As an example, in Ref. [9] a peak observed close to threshold of the  $\phi\omega$  mass distribution in the  $J/\psi \rightarrow \gamma\phi\omega$  reaction [10], associated there to a state with mass around 1795 MeV and width around 95 MeV (with large uncertainties), was found to be compatible with the effect of the  $f_0(1710)$ , which is below the  $\phi\omega$  threshold.

The existence of a  $D\bar{D}$  bound state with  $J^{PC} = 0^{++}$  and isospin  $I = 0$  was predicted in Ref. [11] around 3700 MeV, and a fit to the early data of  $e^+e^- \rightarrow J/\psi D\bar{D}$  [12], analyzing the  $D\bar{D}$  spectrum close to threshold, was found compatible with the existence of this state with a mass

around 3720 MeV [13]. The considerably better data in Ref. [1] allows now to do a quantitative analysis with much stronger conclusions.

## II. FORMALISM

The  $e^+e^- \rightarrow J/\psi D\bar{D}$  process is depicted in Fig. 1. Ignoring factors which depend on the energy  $\sqrt{s}$  of the

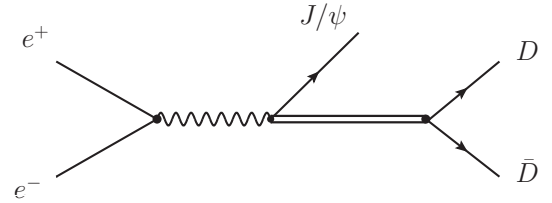


FIG. 1: Diagrammatic representation of the  $e^+e^- \rightarrow J/\psi D\bar{D}$  reaction.

$e^+e^-$  system or are constant, we can write the  $D\bar{D}$  mass distribution of the reaction as [13]

$$\frac{d\sigma}{dM_{\text{inv}}(D\bar{D})} = \mathcal{C} \frac{1}{(2\pi)^3} \frac{m_e^2}{s\sqrt{s}} |\vec{p}| |\vec{k}| |T|^2, \quad (1)$$

where  $\vec{p}$  is the  $J/\psi$  momentum in the  $e^+e^-$  center of mass frame and  $\vec{k}$  the  $D$  momentum in the  $D\bar{D}$  rest frame,

$$|\vec{p}| = \frac{\lambda^{1/2}(s, M_{J/\psi}^2, M_{\text{inv}}^2(D\bar{D}))}{2\sqrt{s}}, \quad (2)$$

$$|\vec{k}| = \frac{\lambda^{1/2}(M_{\text{inv}}^2(D\bar{D}), M_D^2, M_{\bar{D}}^2)}{M_{\text{inv}}^2(D\bar{D})}. \quad (3)$$

The experiment of Ref. [1] is done around the  $\Upsilon(1S)$  to  $\Upsilon(5S)$  states, hence  $\sqrt{s}$  for  $e^+e^-$  ranges from 9.46 GeV to 10.87 GeV. The value of  $|\vec{p}|$  is smoothly dependent on

\*Electronic address: [wangen@zzu.edu.cn](mailto:wangen@zzu.edu.cn)

†Electronic address: [liangwh@gxnu.edu.cn](mailto:liangwh@gxnu.edu.cn)

‡Electronic address: [eulogio.oset@ific.uv.es](mailto:eulogio.oset@ific.uv.es)

$M_{\text{inv}}(D\bar{D})$  in this range and we take  $\sqrt{s} = 10$  GeV for the calculations. The magnitude  $T$  appearing in Eq. (1) is the  $D\bar{D} \rightarrow D\bar{D}$  amplitude to which we come below, but before elaborating on it, we find most instructive to show the results for  $|T|^2$  obtained from the data, dividing the experimental cross section by the phase space factor of Eq. (1). The results are shown in Fig. 2.

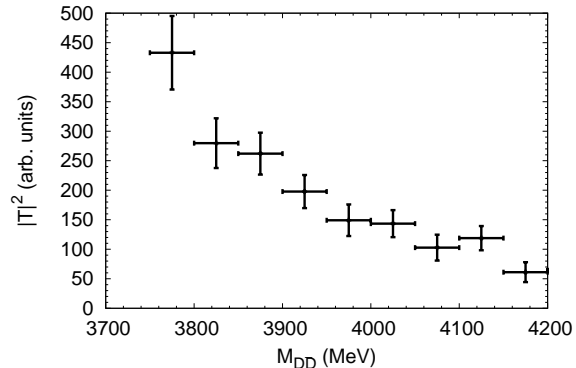


FIG. 2: Data for  $\frac{d\sigma}{dM_{\text{inv}}(D\bar{D})}$  divided by the phase space of Eq. (1) [1].

What we observe is that  $|T|^2$ , which shows a peak when it contains a resonance, does not peak around 3860 MeV, as it should do if there is a state at this energy as claimed from the analysis of Ref. [1]. The results of Fig. 2 clearly hint at the existence of a  $D\bar{D}$  state below threshold.

After this observation, let us present our analysis. Following Ref. [11], we construct the  $D\bar{D}$  amplitude using the Bethe-Salpeter equation in coupled channels,

$$T = [1 - VG]^{-1} V, \quad (4)$$

with the channels  $D^+D^-$ ,  $D^0\bar{D}^0$ ,  $D_s\bar{D}_s$ ,  $\eta\eta$ , where  $V_{ij}$  are the transition potentials and  $G_i$  the diagonal matrix accounting for the two-meson loop function for each channel. The important channels for the threshold behaviour are  $D^+D^-$  and  $D^0\bar{D}^0$ . In Ref. [11], in addition to the  $D\bar{D}$ ,  $D_s\bar{D}_s$  channels, other light pseudoscalar-pseudoscalar ( $PP$ ) channels are considered, including  $\pi\pi$ ,  $K\bar{K}$ ,  $\eta\eta$ . Their couplings to the  $D\bar{D}$  channels are very much suppressed and their roles around the  $D\bar{D}$  threshold are negligible. The only effect is to produce some small width for the  $D\bar{D}$  state found. Due to this, in Ref. [14] all light channels considered in Refs. [11, 15], that led to a width of the  $D\bar{D}$  state of about 36 MeV, were integrated in just one channel, the  $\eta\eta$ , and the transition potential from  $D\bar{D} \rightarrow \eta\eta$  was tuned such as to give that width. Here we follow the same strategy but take this transition potential as a free parameter, such that the experimental data provide the width of the state. Then, as in Ref. [14] we take the  $V_{ij}$  matrix elements between  $D$  and  $D_s$  from Ref. [11] and  $V_{D^+D^-, \eta\eta} = V_{D^0\bar{D}^0, \eta\eta} = a$ ,  $V_{D_s\bar{D}_s, \eta\eta} = V_{\eta\eta, \eta\eta} = 0$ . Since all we want from the  $\eta\eta$

channel is to generate a width, it is sufficient to take the imaginary part of  $G_{\eta\eta}$ ,

$$i \text{Im} G_{\eta\eta}(M_{\text{inv}}) = -\frac{1}{8\pi} \frac{1}{M_{\text{inv}}} q_\eta, \quad (5)$$

with  $q_\eta = \lambda^{1/2}(M_{\text{inv}}^2, m_\eta^2, m_\eta^2)/2M_{\text{inv}}$ .

For the  $G$  function of the rest of the channels, we use dimensional regularization as in Ref. [11], but with the scale mass  $\mu$  fixed to  $\mu = 1500$  MeV, and the subtraction constant  $\alpha$ , common to the  $D^+D^-$ ,  $D^0\bar{D}^0$ ,  $D_s\bar{D}_s$  channels, as a free parameter. This parameter determines the position of the resonance and we shall fit it to the data.

### III. RESULTS

The procedure followed has three free parameters, the constant  $C$  in Eq. (1), the transition potential  $a$  between  $D\bar{D}$  and  $\eta\eta$ , and the subtraction constant  $\alpha$ . Since we focus on the energies region close to the threshold in this work, only the experimental data below 4150 MeV is taken into account in our fit, and there are nine data points [1].

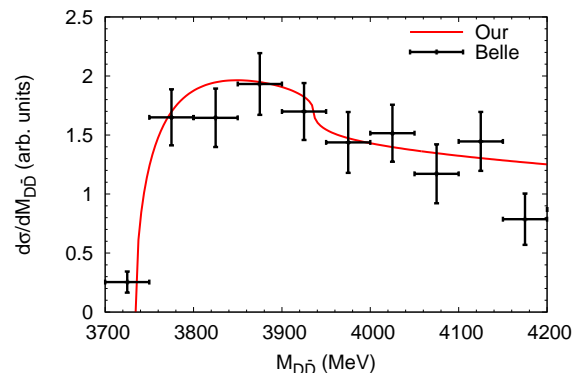


FIG. 3: The results with the fitted parameters (Fit A) compared with the Belle Data [1].

We perform the fit (**Fit A**) to the Belle data, which gives  $\chi^2/dof = 1.88/(9 - 3)$ , and  $a = 37.5 \pm 66.0$  and  $\alpha = -1.69 \pm 0.44$ . With the central values of these parameters, we show our result compared with the Belle data in Fig. 3, and the modulus squared of the amplitudes  $|t_{i,j}|^2$  in Fig. 4, respectively. Although the agreement with the Belle data is good, the peaks of the modulus squared of the amplitudes  $|t_{i,j}|^2$  are around 3600 MeV, about 100 MeV lower than the mass of the  $D\bar{D}$  resonance found in Ref. [11]. It should be noted that the uncertainties of the fitted parameters are very large, due to the large errors of the experimental data.

The large errors of the  $a$  and  $\alpha$  parameters in the fit indicate a large freedom in the results, although the peak below threshold is always present. In order to constrain

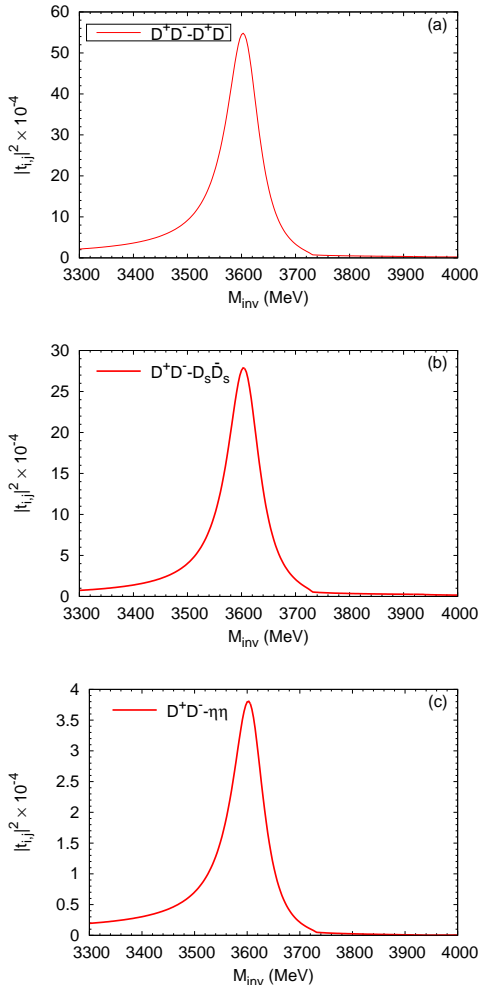


FIG. 4: (Color online) The modulus squared of the amplitudes with the fitted parameters (Fit A): (a),  $|t_{D^+D^- \rightarrow D^+D^-}|^2$ , (b),  $|t_{D^+D^- \rightarrow D_s \bar{D}_s}|^2$ , and (c),  $|t_{D^+D^- \rightarrow \eta \eta}|^2$ .

the fit we recall that a large amount of experimental data was globally described in Ref. [11] in terms of  $\alpha = -1.3$ . In view of the fit, to be consistent with this extra phenomenology, we perform another fit (**Fit B**) by fixing the subtraction constant  $\alpha = -1.3$ , and then fitting  $\mathcal{C}$  and  $a$  to the Belle data. In a second step, we fit the  $\alpha$  to the data by taking the central fitted values for the other two parameters to see the range of  $\alpha$ . In this case, the Fit B gives  $\chi^2/dof = 2.03/(9-3)$ , and the parameters  $a = 66.7 \pm 10.7$  and  $\alpha = -1.30 \pm 0.12$ . With those fitted parameters, we show our result compared to the Belle data in Fig. 5. The agreement with the data is also good, and the shape of  $D\bar{D}$  mass distribution is quite different from what one gets fitting with a Breit-Wigner amplitude. A remarkable feature of our results is a cusp structure at the  $D_s \bar{D}_s$  threshold. The data seems to support this structure, but it would be most advisable to have more precise data to really confirm it.

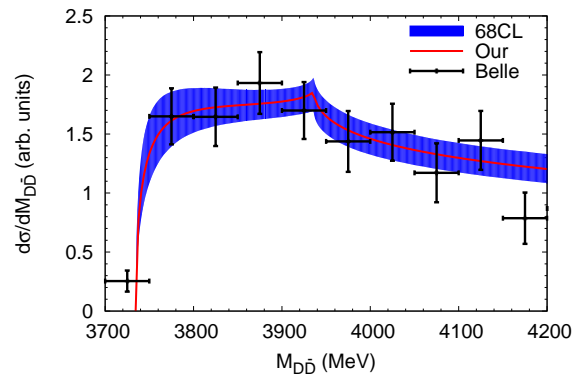


FIG. 5: The results with the fitted parameters (Fit B) compared with the Belle Data [1]. The red solid curve corresponds to the results for the central values of the fitted parameters, and the blue shaded region accounts for the uncertainties of the fitted parameters.

Once the fit has been established we can now look at the structure of  $|T|^2$ . In Fig. 6 we show  $|T|^2$  for  $D\bar{D} \rightarrow D\bar{D}$  with  $D\bar{D}$  in  $I = 0$ . We show the band of uncertainties from the errors of the parameters in the fit, running with random sets of the parameters within errors and eliminating 16% of the extremes to have 68% confidence level [16–21]. Once again, this magnitude differs drastically from a Breit-Wigner structure, since it automatically incorporates Flatté effects from the opening of the  $D\bar{D}$  channel at its threshold.

From Fig. 6, we can determine the mass of the  $D\bar{D}$  bound state, that we call  $X(3700)$  in what follow,

$$M_{X(3700)} = 3690_{-20}^{+10} \text{ MeV}, \quad \Gamma_{X(3700)} = 100_{-40}^{+20} \text{ MeV}. \quad (6)$$

It would be most interesting to observe this state in other reactions that do not have the  $D\bar{D}$  final channel, but some  $PP$  light channels. In this respect, several reactions have been suggested, the radiative decay  $\psi(3770) \rightarrow \gamma X(3700)$  [22],  $\psi(3770) \rightarrow \gamma X(3700) \rightarrow \gamma \eta \eta$  [15],  $\psi(4040) \rightarrow \gamma X(3700) \rightarrow \gamma \eta \eta'$  [15],  $e^+e^- \rightarrow J/\psi X(3770) \rightarrow J/\psi \eta \eta'$ .

A complementary reaction of the one discussed here, with  $D\bar{D}$  in the final state, has also been suggested in Ref. [14] looking for the  $B^0 \rightarrow D^0 \bar{D}^0 K^0$ ,  $B^+ \rightarrow D^0 \bar{D}^0 K^+$  decays.

#### IV. CONCLUSIONS

We have done a reanalysis of the  $e^+e^- \rightarrow J/\psi D\bar{D}$  data [1], by looking at the  $D\bar{D}$  mass distribution, from where the existence of a new charmonium state  $X(3860)$  was concluded [1]. This conclusion was based on a fit to the data with a Breit-Wigner structure. However, we argue that structures close to threshold require a more sophisticated treatment, demanding unitarity in coupled

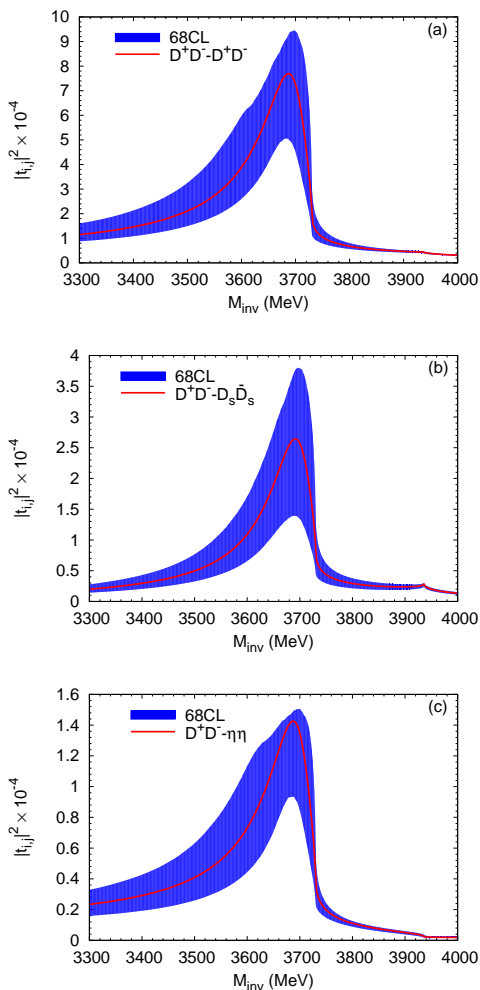


FIG. 6: (Color online) The modulus squared of the amplitudes with the fitted parameters (Fit B): (a),  $|t_{D^+D^- \to D^+D^-}|^2$ , (b),  $|t_{D^+D^- \to D_s^+\bar{D}_s^-}|^2$ , and (c),  $|t_{D^+D^- \to \eta\eta}|^2$ . The red solid curves correspond to the results for the central values of the fitted parameters, and the blue shaded regions account for the uncertainties of the fitted parameters.

channels and the fulfilment of analytical properties that a Breit-Wigner amplitude does not fulfill.

We have performed this work using the channels  $D^+D^-$ ,  $D^0\bar{D}^0$ ,  $D_s\bar{D}_s$ , and in addition the  $\eta\eta$  channel, an important one for the decay, but used solely as a means of determining the width of the state from the experimental data. The Bethe-Salpeter equation in coupled channels is evaluated taking same transition potentials from early work on mesons scattering in the charm sector that describes basic phenomenology [11], and fitting three free parameters to the data, one related to the strength of the cross section, another one to the position of the resonance, and a third one to its width. All solutions lead to a bound  $D\bar{D}$  state. We also note that this conclusion can be reached by dividing the experimental mass distribution by the phase space, which shows a new distribution with no peak above threshold, and clearly hinting at a structure below it. Our preferred fit leads to  $M_{X(3700)} = 3690^{+10}_{-20}$  MeV,  $\Gamma_{X(3700)} = 100^{+20}_{-40}$  MeV. We also find a distinct cusp at the  $D_s\bar{D}_s$  threshold, which would be interesting to observe with more precise data. This higher precision would also allow us to be more precise on the predictions, but a neat observation of a peak below the  $D\bar{D}$  threshold would require the study of other reactions where the  $X(3700)$  is observed in invariant mass distribution of  $\eta\eta$  or  $\eta'\eta'$ , to which this resonance largely decays, as shown in Refs. [15, 22]

#### Acknowledgments

This work is partly supported by the National Natural Science Foundation of China under Grants Nos. 11505158, 11565007, 11847317. It is also supported by the Academic Improvement Project of Zhengzhou University. This work is also partly supported by the Spanish Ministerio de Economía y Competitividad and European FEDER funds under the contract number FIS2011-28853-C02-01, FIS2011-28853-C02-02, FIS2014-57026-REDT, FIS2014-51948-C2-1-P, and FIS2014-51948-C2-2-P.

- 
- [1] K. Chilikin *et al.* [Belle Collaboration], Observation of an alternative  $\chi_{c0}(2P)$  candidate in  $e^+e^- \rightarrow J/\psi D\bar{D}$ , Phys. Rev. D **95**, 112003 (2017).
  - [2] J. D. Weinstein and N. Isgur,  $K\bar{K}$  Molecules, Phys. Rev. D **41**, 2236 (1990).
  - [3] J. A. Oller and E. Oset, Chiral symmetry amplitudes in the  $S$  wave isoscalar and isovector channels and the  $\sigma$ ,  $f_0(980)$ ,  $a_0(980)$  scalar mesons, Nucl. Phys. A **620**, 438 (1997) Erratum: [Nucl. Phys. A **652**, 407 (1999)].
  - [4] N. Kaiser,  $\pi\pi$   $S$  wave phase shifts and nonperturbative chiral approach, Eur. Phys. J. A **3**, 307 (1998).
  - [5] M. P. Locher, V. E. Markushin and H. Q. Zheng, Structure of  $f_0(980)$  from a coupled channel analysis of  $S$  wave  $\pi\pi$  scattering, Eur. Phys. J. C **4**, 317 (1998).
  - [6] J. Nieves and E. Ruiz Arriola, Bethe-Salpeter approach for unitarized chiral perturbation theory, Nucl. Phys. A **679**, 57 (2000).
  - [7] F. K. Guo, C. Hanhart, Q. Wang and Q. Zhao, Could the near-threshold  $XYZ$  states be simply kinematic effects?, Phys. Rev. D **91**, no. 5, 051504 (2015).
  - [8] F. K. Guo, C. Hanhart, U. G. Meißner, Q. Wang, Q. Zhao and B. S. Zou, Hadronic molecules, Rev. Mod. Phys. **90**, no. 1, 015004 (2018).
  - [9] A. Martinez Torres, K. P. Khemchandani, F. S. Navarra, M. Nielsen and E. Oset, The Role of  $f_0(1710)$  in the  $\phi\omega$  Threshold Peak of  $J/\psi \rightarrow \gamma\phi\omega$ , Phys. Lett. B **719**, 388

- (2013).
- [10] M. Ablikim *et al.* [BES Collaboration], Observation of a near-threshold enhancement in the  $\omega\phi$  mass spectrum from the doubly OZI suppressed decay  $J/\psi \rightarrow \gamma\omega\phi$ , Phys. Rev. Lett. **96**, 162002 (2006).
- [11] D. Gamermann, E. Oset, D. Strottman and M. J. Vicente Vacas, Dynamically generated open and hidden charm meson systems, Phys. Rev. D **76**, 074016 (2007).
- [12] P. Pakhlov *et al.* [Belle Collaboration], Production of New Charmoniumlike States in  $e^+e^- \rightarrow J/\psi D^* \bar{D}^*$  at  $s^{1/2} \sim 10$  GeV, Phys. Rev. Lett. **100**, 202001 (2008).
- [13] D. Gamermann and E. Oset, Hidden charm dynamically generated resonances and the  $e^+e^- \rightarrow J/\psi D\bar{D}$ ,  $J/\psi D\bar{D}^*$  reactions, Eur. Phys. J. A **36**, 189 (2008).
- [14] L. R. Dai, J. J. Xie and E. Oset,  $B^0 \rightarrow D^0 \bar{D}^0 K^0$ ,  $B^+ \rightarrow D^0 \bar{D}^0 K^+$ , and the scalar  $D\bar{D}$  bound state, Eur. Phys. J. C **76**, no. 3, 121 (2016).
- [15] C. W. Xiao and E. Oset, Three methods to detect the predicted  $D\bar{D}$  scalar meson  $X(3700)$ , Eur. Phys. J. A **49**, 52 (2013).
- [16] J. Landay, M. Döring, C. Fernández-Ramírez, B. Hu and R. Molina, Model Selection for Pion Photoproduction, Phys. Rev. C **95**, no. 1, 015203 (2017).
- [17] R. Navarro Pérez, J. E. Amaro and E. Ruiz Arriola, Bootstrapping the statistical uncertainties of  $NN$  scattering data, Phys. Lett. B **738**, 155 (2014).
- [18] J. J. Xie, W. H. Liang and E. Oset,  $\eta$ - $^4\text{He}$  interaction from the  $dd \rightarrow \eta^4\text{He}$  reaction near threshold, Eur. Phys. J. A **55**, no. 1, 6 (2019).
- [19] E. Wang, J. J. Xie, L. S. Geng and E. Oset, Analysis of the  $B^+ \rightarrow J/\psi\phi K^+$  data at low  $J/\psi\phi$  invariant masses and the  $X(4140)$  and  $X(4160)$  resonances, Phys. Rev. D **97**, no. 1, 014017 (2018).
- [20] E. Wang, J. J. Xie, L. S. Geng and E. Oset, The  $X(4140)$  and  $X(4160)$  resonances in the  $e^+e^- \rightarrow \gamma J/\psi\phi$  reaction, arXiv:1806.05113 [hep-ph].
- [21] E. Wang, L. Alvarez-Ruso, Y. Hayato, K. Mahn and J. Nieves, Photon emission in neutral current interactions at the T2K experiment, Phys. Rev. D **92**, no. 5, 053005 (2015).
- [22] D. Gamermann, E. Oset and B. S. Zou, The Radiative decay of  $\psi(3770)$  into the predicted scalar state  $X(3700)$ , Eur. Phys. J. A **41**, 85 (2009).