

# Comprehensive review of models and methods for inferences in bio-chemical reaction networks

Pavel Loskot<sup>1,\*</sup>, Komlan Atitey<sup>1</sup>, and Lyudmila Mihaylova<sup>2</sup>

<sup>1</sup>College of Engineering, Swansea University, Swansea, United Kingdom

<sup>2</sup>Dept. of Automatic Control and Systems Engineering, University of Sheffield, Sheffield, United Kingdom

Emails: {p.loskot, komlan.atitey}@swan.ac.uk, l.s.mihaylova@sheffield.ac.uk

## ABSTRACT

Key processes in biological and chemical systems are described by networks of chemical reactions. From molecular biology to biotechnology applications, computational models of reaction networks are used extensively to elucidate their non-linear dynamics. Model dynamics are crucially dependent on parameter values which are often estimated from observations. Over past decade, the interest in parameter and state estimation in models of (bio-) chemical reaction networks (BRNs) grew considerably. Statistical inference problems are also encountered in many other tasks including model calibration, discrimination, identifiability and checking as well as optimum experiment design, sensitivity analysis, bifurcation analysis and other.

The aim of this review paper is to explore developments of past decade to understand what BRN models are commonly used in literature, and for what inference tasks and inference methods. Initial collection of about 700 publications excluding books in computational biology and chemistry were screened to select over 260 research papers and 20 graduate theses concerning estimation problems in BRNs. The paper selection was performed as text mining using scripts to automate search for relevant keywords and terms. The outcome are tables revealing the level of interest in different inference tasks and methods for given models in literature as well as recent trends. In addition, a brief survey of general estimation strategies is provided to facilitate understanding of estimation methods which are used for BRNs.

Our findings indicate that many combinations of models, tasks and methods are still relatively sparse representing new research opportunities to explore those that have not been considered - perhaps for a good reason. The most common models of BRNs in literature involve differential equations, Markov processes, mass action kinetics and state space representations whereas the most common tasks in cited papers are parameter inference and model identification. The most common methods are Bayesian analysis, Monte Carlo sampling strategies, and model fitting to data using evolutionary algorithms. The paper concludes by discussing future research directions including research problems which cannot be directly deduced from presented tables.

**Keywords:** automation, Bayesian analysis, biochemical reaction network, estimation, inference, modeling, survey, text mining

1 INTRODUCTION .....	2
2 METHODOLOGY .....	5
3 REVIEW OF GENERAL ESTIMATION STRATEGIES .....	7
4 REVIEW OF MODELING STRATEGIES FOR BRNS .....	10
5 REVIEW OF PARAMETER ESTIMATION STRATEGIES FOR BRNS .....	17

6 CHOICES OF MODELS AND METHODS FOR PARAMETER ESTIMATION IN BRNS .....	30
7 CONCLUSIONS .....	35
7 REFERENCES .....	35
7 SUPPLEMENTARY TABLES .....	55

## 1 INTRODUCTION

Biological systems are presently subject to extensive research efforts to ultimately control underlying biological processes. The challenge is the level of complexity of these systems with intricate dependencies on internal and external conditions. Biological systems are inherently non-linear, dynamic as well as stochastic. Their response to input perturbations is often difficult to predict as they may respond differently to the same inputs. Furthermore, biological phenomena must be considered at different spatio-temporal scales from single molecules to gene-scale reaction networks.

Many biological systems can be conveniently represented either as biological circuits (Zamora-Sillero et al., 2011), or as networks of biochemical reactions (Ashyraliyev et al., 2009). Common examples of biological systems described as BRNs are: metabolic networks, signal transduction networks, gene regulatory networks (GRNs), and more generally, networks of biochemical pathways. Moreover, BRNs share similar characteristics with evolutionary and prey-predatory networks in population biology, and disease spreading networks in epidemiology. There are also synthetic bio-reactors and other types of chemical reactors used in industrial production (Ali et al., 2015).

Qualitative as well as quantitative observations of biological systems are necessary to elucidate their functional and structural properties. Despite the advent of high throughput experiments, biological phenomena are often only partially observed. It means that internal system state cannot be fully or directly observed, but it must be inferred from measurements. Such inferences are possible due to dependency of observations on internal states and parameter values (Fröhlich et al., 2017). Single molecule techniques are promising as they enable more focused observations, however, their resolution and dimensionality is still limiting.

Observations are often distorted and noisy. For instance, observations may be time-averaged values. If measurements introduce distortion, we can assume extended models (Ruttor and Oppel, 2010). Measurement noise may not be additive nor Gaussian, and its variance may be dependent on values of parameters considered. Parameter values may differ for in vitro and in vivo experiments (Famili et al., 2005). In systems comprising chemical reactions, the parameters of interest are initial and instantaneous concentrations, reaction rates and possibly other kinetic constants such as diffusion coefficients and drift parameters. The number of chemical species is usually much smaller than the number of chemical reactions.

In some cases, it may be necessary to estimate the number of reactions between consecutive measurements (Reinker et al., 2006). Structural identifiability of chemical reaction systems can identify which reactions are occurring. Molecular concentrations are usually measured directly, and they are functions of reaction rates and other parameters which are inferred from measurements (Fröhlich et al., 2017). The measurements and subsequent inferences of parameters and states can be performed sequentially (online) or in batches (off-line) (Arnold et al., 2014).

Observations as longitudinal data are usually obtained at discrete time instances which may not be equidistant. Observations can be used to create or validate mathematical models. The rate of

measurements is important (Fearnhead et al., 2014), since more frequent observations may be costly, and affect observed biological processes. Processing large volumes of data is also more computationally demanding. Observations and their processing are sometimes combined to create so-called observers in order to replace high-cost sensors in chemical reactors (Rapaport and Dochain, 2005). Such observers can yield interval measurements of quantities with variable observation gain while allowing to process discretized and delayed measurements (Vargas et al., 2014). Average state observers of large scale systems are considered in (Sadamoto et al., 2017). Observers can be classified as explanatory or predictive to describe existing or future data (Ali et al., 2015).

Biological phenomena can be studied by elucidating properties of their mathematical models. Biological research problem dictates what physical and chemical processes must be included in the model. It is usually more efficient to only collect observations which are necessary to formulate and test some biological hypothesis than to perform extensive time consuming and expensive laboratory experiments. Such strategy is referred to as forward modeling (Reinker et al., 2006). On the other hand, finding parameter values to reproduce observations is known as reverse modeling. Reverse modeling can be enhanced by experiment design (Hagen et al., 2013). Differences between forward and reverse modeling are explained in (Ashyraliyev et al., 2009).

The importance of modeling in biology is discussed in (Chevaliera and Samadb, 2011), and general modeling strategies are described in (Banga and Canto, 2008). Models of biological systems are dependent on in vivo or in vitro experiments considered. BRNs can be modeled as deterministic input-output non-linear transformations which can, however, be locally linearized at given time scales and resolution. Models can be modified using some transformation to facilitate their analysis. There are also stochastic event-driven and probabilistic models of BRNs. For large number of species, stochastic model converges to deterministic description (Rempala, 2012). However, models need to be unbiased in order to avoid systematic errors. The same model may be used multiple times to represent biological population (Woodcock et al., 2011). Models can be hierarchical or nested, and have parts interconnected with feedback loops (Rodriguez-Fernandez et al., 2013). Since models must be usually evaluated many times, they need to be computationally fast, and at the right level of coarse grain description. For instance, microscopic stochastic models may be computationally expensive whereas deterministic macroscopic description such as population-average modeling may not be sufficiently accurate or have low resolution.

Moreover, models can be multidimensional and have 100's or even 1000's of parameters and states with multiple constraints and unknown initial conditions. The development of large scale kinetic systems is one of the key tasks in current computational biology (Penas et al., 2017). Parameters estimation for large scale reaction networks is considered in (Remlia et al., 2017).

Model analysis is performed to find transient responses of dynamic systems, to obtain their behavior at steady-state or in equilibrium (Atitey et al., 2018a), and to explore complex multi-dimensional parameter spaces. For many biological models, viable parameter values form only a small fraction of overall parameter space (Atitey et al., 2019), so identifying this sub-volume by ordinary sampling would be rather inefficient (Zamora-Sillero et al., 2011). Other challenges include size of state space, unknown parameters, analytical intractability and numerical problems. Evaluation of observation errors can both facilitate as well as validate the analysis (Bouraoui et al., 2015).

Most analytical and numerical methods can be used universally for different model structures. However, efficiency of analysis can be considered in statistical or computational sense. In statistical sense, analysis needs to be robust against uncertainty in model structure and parameter values under noisy and limited

observations. Computational efficiency can be achieved by developing algorithms which are prone to massively parallel implementation.

In this paper, we are concerned with parameter inference in biological and chemical systems described by various BRN models. In literature, parameter inference is also referred to as inverse problem (Engl et al., 2009), point estimation, model calibration and model identification. More recently, machine learning methods became popular as an alternative strategy to learn not only model parameters, but also model features from labeled or unlabeled observations (Sun et al., 2012; Schnoerr et al., 2017). The key objective of parameter inference is to define, and then minimize the estimation error while suppressing the effect of measurement errors (Sadamoto et al., 2017).

Parameter inference is affected by many factors. In particular, different models have different degree of structural identifiability. The model parameters cannot be identified or only partially identified, provided that different parameter values or different inputs generate the same dynamic response such as distributions of synthesized molecules. In some cases, structural identifiability can be overcome by changing modeling strategy (Yenkie et al., 2016). Structural identifiability is a necessary but not sufficient condition for overall identifiability (Gábor et al., 2017). The relationship between identifiability and observability is discussed in (Baker et al., 2011). Practical identifiability (also known as posterior identifiability) is defined to assess whether there are enough data to overcome measurement noise. It may be beneficial to test identifiability of parameters which are of interest prior to their inference. For instance, parameters may not be identifiable at given time scales, or data do not have sufficient dimensionality (variability) or volume. A lack of suitable data makes the inference problem to be ill conditioned. A crucial issue is then how well the parameters need to be known in order to answer given biological question. In all cases, it is important to validate the obtained estimates.

Sensitivity analysis can complement as well as support parameter estimation (Saltelli et al., 2004; Fröhlich et al., 2016). In particular, parameters can be ranked in the order of their importance, from the most easy to the most difficult to estimate. Parameters can be screened using a small amount of observations to select those which are identifiable prior to their inference from a full data set. Other tasks in sensitivity analysis include prioritizing and fixing parameters, testing their independence, and identifying important regions of their values. A survey of sensitivity analysis methods suitable for BRNs is provided in (Saltelli et al., 2005). Sensitivity profiles of 180 biological models were compared and analyzed in (Erguler and Stumpf, 2011).

In the rest of this paper, our main objective is to survey models and methods which are used for parameter inferences in BRNs. After explaining our methodology in Section 2, general estimation strategies are explained in Section 3. Different modeling strategies for BRNs are outlined in Section 4. It is followed by a survey of parameter estimation methods and related computational tasks in Section 5. Since the performance and effectiveness of parameter estimation methods is crucially dependent on specific models adopted, in Section 6, we explore what methods are used in literature for given models, and also, what parameter estimation methods are used in given parameter estimation tasks. It enables us to point out future research directions in sub-section 6.1 including statistical inference techniques which are used in other fields and which can likely be assumed for BRNs. The paper is concluded in Section 7.

Our main contributions are the survey of general parameter estimation strategies and additional 3 surveys with assessed levels of interest assumed in the extensive list of references cited at the end of this paper. In particular, the surveys constituting the contributions are:

1. estimation strategies for general systems;

2. models and modeling strategies for BRNs;
3. parameter estimation methods, strategies and related tasks for BRNs;
4. combinations of models and parameter estimation methods and tasks for BRNs.

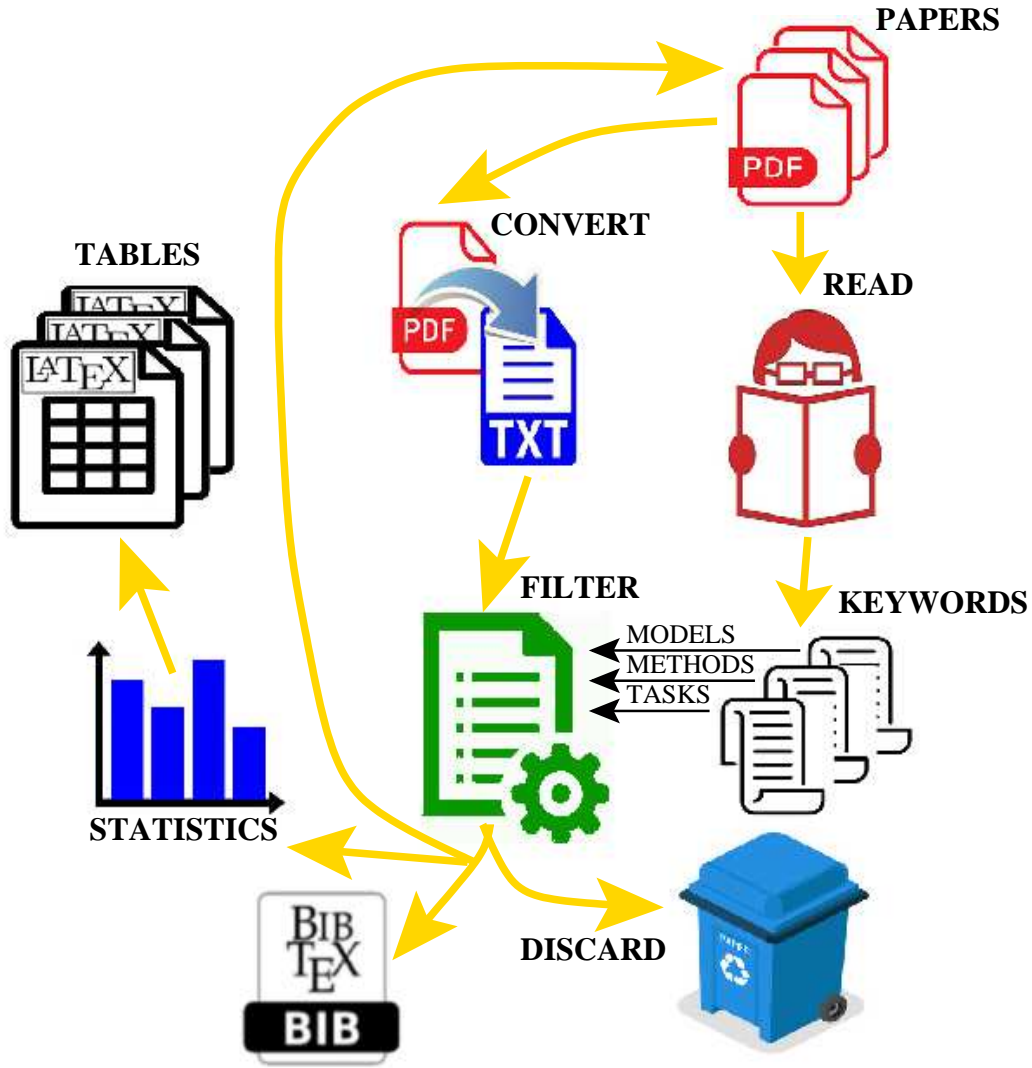
## 2 METHODOLOGY

In order to explore how parameter estimation methods and tasks are used in research literature with different models of BRNs, a large number of representative or otherwise relevant papers had to be collected. The paper collection resumed by keyword searches using the Google search portal. The searches often led to Google Scholar which also provides information about subsequent citing papers. These citing papers were added to the collection provided that they are directly concerned about models or methods of parameter inference in BRNs. We have also considered a number of graduate research theses which can be publicly accessed online. However, books as well as textbooks were mostly excluded due to difficulty in obtaining them in electronic form. Overall, almost 700 electronic documents in portable document format (PDF) format were collected during the first phase.

In the second phase, the collection of 700 documents was reduced to less than 300 by defining selection rules and using text mining. For the needs of this review, text mining consists mostly of searchers for keywords using regular expressions. The list of search patterns was built gradually as more documents were explored. One list of keywords was created for BRN models, and another list was created for estimation methods and tasks. The initial lists assumed the keywords used in paper titles, before expanding the list with additional keywords identified in abstracts, and elsewhere in the papers. We could then count the number of occurrences of all keywords in the two lists in every document considered. We observed that the larger the number of occurrences of the keyword in a document, the larger the probability that this document is concerned with given model, task or method. We can set the minimum number of occurrences to be at least 5 in order to deem the document to be highly relevant. If the number of occurrences is less than 5, it may indicate that the keyword appeared mainly within the titles of cited references. In the end, we obtained the collection of nearly 300 documents which are most relevant to our review. The high-level view of processing workflow of PDF documents in our study is shown in Figure 1.

The document contents are explored using a combination of automated text processing and manual reading to extract desired information. We took advantage of text processing capabilities readily available on Linux operating systems to automate many tasks of text processing and analysis. In particular, all PDF files were first converted to ordinary text files with `ascii` encoding of characters (UTF-8) and with transliterated special characters in foreign alphabets. The conversion was performed using standard `pdftotext` utility version 0.62 which is based on open source Poppler library for rendering PDF files. The conversion is not and does not have to be 100% accurate. For example, the words with characters which are not recognized can be simply omitted. Some words may be accidentally split into multiple parts during the conversion from PDF to a text file. However, such undesirable cases can be largely neglected for our purposes. It is also useful to remove the end-of-line characters from within paragraphs while merging paragraphs which were split across pages in order to enable searches for more complex text patterns.

The scripts to automate many text processing tasks were written in the BASH interpreter version 4.4 running in a Linux terminal. The scripts extensively employ standard Linux tools including `grep`, `sed` and `awk` programmable text filters. The scripts were used to automatically identify and count relevant papers, generate LaTeX tables with results, facilitate semi-automated



**Figure 1.** A workflow of processing PDF files to automate production of BibTeX reference file, and tables with statistics in LaTeX.

creation of bibliographic entries in the master BibTeX file, to obtain URL links for citing papers on Google Scholar in supplementary Table S14 as well as to identify authors with publications concerning parameter estimation in BRNs which are listed in Table S15. The keyword search within PDF documents can assume multiple terms combined in sophisticated hierarchical expressions with AND-OR operators including conditions on the number of occurrences, and sorting the matched documents as required.

Our procedure for identifying and selecting the most relevant papers has some limitations. In particular, books are generally rather comprehensive sources of information, but they are not included in our study. Unlike papers, books should not be processed on per file basis, but on per chapter basis, especially if the book is edited. This requires to identify page ranges for each chapter to enable their extraction into separate files. On the other hand, research theses have been included and evaluated in our study, although they were considered separately from research papers. Moreover, paper selection and text mining in our study is restricted to keyword searches using regular expressions followed by manual reading of papers. A fully automated



paper analysis with minimum human intervention would require the use of methods of natural language processing. Such capabilities are already available in some programming languages, but this is outside the scope of this paper.

### 3 REVIEW OF GENERAL ESTIMATION STRATEGIES

The objective of this section is to review general strategies of parameter estimation, and highlight assumptions limiting their use (Kay, 1993, 1998). We strive to minimize use of mathematical expressions, but assume the following mathematical notations:  $E[\cdot]$  denotes expectation,  $\mathbf{a}$  is a column vector,  $\mathbf{A}$  is a vector or matrix,  $(\cdot)^T$  is vector or matrix transpose,  $\mathbf{a}_i$  is the  $i$ -th component of a vector, and  $|\cdot|$  is the Euclidean norm of a vector or matrix.

The measurements are noisy, and they are obtained at discrete time instances. Important assumption for choosing estimation strategy is whether the dependency of measurements on parameter values is known or only partially known. This corresponds to knowing which chemical reactions are occurring. Furthermore, concentrations, or equivalently, the number of molecules of each chemical species in a constant spatial volume represent the system state. Unobserved concentrations are then considered to be hidden states.

The basic estimation problem can be defined as follows. Let  $\mathbf{K}$  denote a vector of reaction rates and other kinetic parameters to be estimated from observed concentrations (or, equivalently, molecule counts)  $\mathbf{C}$ . The parameters are unknown, and assumed not to vary over time. The dependency of concentrations at time  $t$  on concentrations at time  $(t-1)$  and constant parameters is expressed as,

$$\mathbf{C}_t = f(\mathbf{C}_{t-1}, \tilde{\mathbf{C}}_{t-1}, \mathbf{K}, \tilde{\mathbf{K}}, \mathbf{w}_t) = f(\mathbf{C}_{t-1}, \tilde{\mathbf{C}}_{t-1}, \mathbf{K}, \tilde{\mathbf{K}}) + \mathbf{w}_t. \quad (1)$$

Concentrations  $\mathbf{C}$  are measured whereas unobserved concentrations are denoted as  $\tilde{\mathbf{C}}$  in (1). Note that model (1) of BRN assumes dependency only between two successive concentration measurements. Such Markov chain assumption is normally satisfied for all BRNs. Our aim is to estimate kinetic parameters  $\mathbf{K}$  whereas parameters  $\tilde{\mathbf{K}}$  in (1) are either known or not of interest, despite affecting measured concentrations  $\mathbf{C}$ . The second equality in (1) indicates that measurement noise  $\mathbf{w}$  is additive and independent from value of concentrations and kinetic parameters. Such independence assumption is somewhat strong, and it needs to be carefully examined for a given experimental procedure considered. Measurement noises are assumed to have zero mean, and to be uncorrelated in time (a white noise assumption), i.e.,

$$E[\mathbf{w}_t] = \mathbf{0}, \quad \text{and} \quad E[\mathbf{w}_t \mathbf{w}_l^T] = \begin{cases} \mathbf{Q}_t & t = l \\ \mathbf{0} & t \neq l. \end{cases} \quad (2)$$

It is tempting to assume that measurement noise is (approximately) Gaussian distributed in order to facilitate parameter estimation. However, concentrations  $\mathbf{C}$  and kinetic parameters  $\mathbf{K}$  are all non-negative, so unconstrained Gaussian noise  $\mathbf{w}$  may produce negative values of  $\mathbf{C}$  in (1). Consequently, measurement noises are dependent on concentration values which makes noises also correlated over time (Karimi and Mcauley, 2013; Lillacci and Khammash, 2010b; Zimmer et al., 2014). Such noise statistics may restrict and significantly complicate parameter estimation. It is therefore important to consider whether a given estimation strategy may be used when measurement noises are neither additive, nor white and nor stationary.

At time  $t$ , parameter values are estimated from all measurements collected so far, i.e.,

$$\hat{\mathbf{K}}_t = g(\mathbf{C}_t, \mathbf{C}_{t-1}, \dots, \mathbf{C}_1). \quad (3)$$

Note that, unlike Markovian assumption adopted in system model (1), all measurements may affect estimated values. Online estimation updates estimates regularly with every new measurement whereas offline estimation processes measurements in batches. If measurement noises are relatively small, we can simply solve the set of equations (1) (e.g., numerically) for unknown values  $\mathbf{K}$ . This may, however, amplify noise and render the estimates unreliable, especially when measurement noise cannot be neglected. In such case, more sophisticated strategies are required to suppress measurement noise.

In general, all estimators are designed to minimize some penalty function  $q(\hat{\mathbf{K}}, \mathbf{K})$ . The choice of penalty function depends on specific estimation problem considered, and whether the parameters to be estimated have continuous or discrete values. If the number of molecules of chemical species is large, we can use continuous approximation, and assume their concentrations to be non-negative real values. Such approximation may introduce significant modeling error when the number of molecules becomes small. Another simplifying approximation is to assume that concentrations are continuous functions of time, even though reactions are occurring at discrete time instances.

There are several criteria for selecting a suitable estimator. First, unknown parameters  $\mathbf{K}$  may be considered random, provided that their prior probability density function (PDF) is known. Estimators exploiting knowledge of the prior parameter distribution are known as Bayesian estimators. If such knowledge is not available, we may assume a uniform distribution over some range of sensible values. This allows to assume Bayesian estimation approaches. Since kinetic parameters in BRNs are determined by physical laws, their values are the same under the same experimental conditions. In this case, it is common to assume that kinetic parameters as deterministic but unknown constants which, however, excludes Bayesian estimators from consideration.

Second, system model (1) may be only partially known. For instance, there may be uncertainty which reactions should be included in BRN. Adding more reactions to BRN may make model (1) to be mathematically intractable, or non-identifiable. Estimators which cannot be expressed using closed form mathematical expression are still solvable numerically. Third, parameters may be time-varying, so they can be treated as random or non-random processes. For instance, measured concentrations in (1) are random processes whereas reaction rates are random or non-random constants.

Main strategies for parameter estimation are summarized in Table 1. If the prior distribution  $p(\mathbf{K})$  of parameters is known, we can assume minimum mean square error (MMSE) or maximum a posterior (MAP) estimators. Assuming that parameters are deterministic constants, we can use minimum variance unbiased (MVUB) or maximum likelihood (ML) estimators. Particularly ML estimator is attractive and frequently used, since it always exists, and it is asymptotically unbiased, unlike MVUB estimator which may not exist or is difficult to obtain. Unbiased estimator of unknown deterministic parameter with the smallest possible variance given by the Cramer-Rao bound is said to be efficient. Estimator is said to be unbiased, provided that, at any time  $t$ ,



**Table 1.** Main strategies for parameter estimation.

Strategy	Assumptions	Objective	Estimator	Notes
MMSE	$p(\mathbf{K}), p(\mathbf{C} \mathbf{K})$	$E[ \hat{\mathbf{K}} - \mathbf{K} ^2]$	$E_{\mathbf{K}}[\mathbf{K} \mathbf{C}]$	unbiased, estimation error orthogonal to $\hat{\mathbf{K}}$ and $\mathbf{C}$
MAP	$p(\mathbf{K}), p(\mathbf{C} \mathbf{K})$	$\Pr( \hat{\mathbf{K}} - \mathbf{K}  > \Delta)$	$\operatorname{argmax}_{\mathbf{K}} p(\mathbf{K} \mathbf{C})$	solve $\frac{d}{d\mathbf{K}} p(\mathbf{C} \mathbf{K}) p(\mathbf{K}) = 0$
MVUB	$p(\mathbf{C} \mathbf{K})$ $p(\mathbf{K})$ unknown	$\operatorname{var}[\hat{\mathbf{K}}]$	closed solution if $p(\mathbf{C})$ exponential in $\mathbf{K}$ , otherwise may not exist	Cramer-Rao bound: $\operatorname{var}[\hat{\mathbf{K}}] \geq J^{-1}(\mathbf{K})$ (Fisher information)
ML	$p(\mathbf{C} \mathbf{K})$ $p(\mathbf{K})$ unknown	maximize likelihood	$\operatorname{argmax}_{\mathbf{K}} p(\mathbf{C} \mathbf{K})$	always exist, asymptotically unbiased & efficient, may not be minimum variance
LS	meta-model $\mathbf{C} \approx g(\mathbf{K})$	$\operatorname{var}[\mathbf{C}]$	$\operatorname{argmin}_{\mathbf{K}}  \mathbf{C} - g(\mathbf{K}) ^2$	best fit to data, $g(\cdot)$ usually linear combination with transformation to make measure. errors Gaussian
MM	measurements stationary, invertible $g_n(\cdot)$	$g_n(\mathbf{K}) = E[\mathbf{C}^n]$	$\hat{\mathbf{K}} = g_n^{-1} \left( \frac{1}{N} \sum_{i=1}^N \mathbf{C}_i^n \right)$	asymptotically unbiased

MMSE: minimum mean square error    MVUB: minimum variance unbiased    LS: least squares  
MAP: maximum a posterior probability    ML: maximum likelihood    MM: method of moments

$E[\hat{\mathbf{K}}_t] = \mathbf{K}$ , and it is consistent, provided that the estimation error,  $e_t = \hat{\mathbf{K}}_t - \mathbf{K}$ , becomes negligible with enough measurements, i.e.,  $\lim_{t \rightarrow \infty} \hat{\mathbf{K}}_t = \mathbf{K}$ .

In many scenarios, it is difficult or not possible to find distribution of measured concentrations. Provided that we find approximation  $\mathbf{C} \approx g(\mathbf{K})$  (a meta-model) of BRN considered, we can assume different types of least square (LS) estimators also known as generalized linear regression (GLR). The estimated parameter values are those that best fit the measurements. High-dimensional parameter fitting to measurements is conveniently carried out numerically. The aim is to improve the fitness of meta-model (i.e., minimize loss function). Various types of evolutionary algorithms are considered for these type of problems such as genetic algorithm, simulated annealing, ant colony optimization and particle swarm optimization. The main issue of these numerical methods is how to determine initial estimates, the speed of convergence, how easy they can be implemented, and if they are derivative free. Moreover, various strategies are used to enable search for a globally optimum solution. Furthermore, if measurements are stationary, for instance, once BRN reaches a steady-state, MM estimator can be used to find parameter values matching selected moments of measurements. These moments are determined empirically as,  $E[\mathbf{C}^n] \approx \frac{1}{N} \sum_{i=1}^N \mathbf{C}_i^n$ .

There are other estimators which are not included in Table 1. In particular, linear MMSE, BLUE (best linear unbiased) and Kalman filter (KF) are linear filters. Since both BLUE and KF also require linear model of measurements, none of these estimators is suitable for inference in non-linear BRN. KF further assumes that measurement and process noises are Gaussian, although they can be non-stationary and non-white. In order to exploit fast tracking properties

of KF and extend its use to non-linear state estimation problems, several linearization strategies were proposed in literature. Extended KF (EKF) uses first-order linearization about predicted value of parameter. Linearization and the need to also estimate covariance matrix significantly increases numerical complexity. Accuracy of EKF depends on accuracy of linearization, and it is not guaranteed to be unbiased and may even diverge. Augmented KF (AKF) uses second order linearization, but it is not as popular as KF. Unscented KF (UKF) represents distribution of parameter to be estimated by a group of random samples followed by unscented transformation to make them Gaussian. It improves linearization by providing better estimates of mean and covariance, and there is no need to obtain or calculate derivatives (i.e., Jacobian), so this estimator is more robust than EKF.

Markov chain Monte Carlo (MCMC) is another type of sampling estimator. It uses random or semi-random walk sampling of posterior distribution of estimated parameter. MCMC sampling requires a transition before converging to the desired sampling distribution at equilibrium. More general sampling strategies of posterior distribution are known as sequential MC (SMC) estimators or particle filter (PF). The main advantage of these methods is that they are very universal and require no assumptions about system model or its parameters. They use genetic sampling with mutations, sample selection, and resampling. However, in general, all sampling based estimators such as UKF, MCMC, SMC and PF are negatively affected by non-smooth non-linearities and systems involving large number of dimensions. All these estimators iterates between parameter prediction and updating steps, and they are often used to estimate hidden (i.e., unobserved) states in dynamical systems.

Alternative method for iteratively calculating posterior distribution (i.e., MAP estimate) or likelihood (i.e., ML estimate) of parameter is expectation-maximization (EM). This method is suitable for jointly estimating parameters and unobserved states in hidden Markov models and mixed distribution models. Different implementations of EM method may involve naive Bayes strategy, and Baum-Welch or inside-outside algorithm. The expectation step to predict parameter value can be obtained by any estimator such as KF. The maximization step updates the predicted parameter value.

Finally, if enough labeled data are available, we can use supervised or semi-supervised methods of machine learning. However, the use of these methods have been explored only briefly in our review paper.

## **4 REVIEW OF MODELING STRATEGIES FOR BRNS**

Mathematical models describe dependencies of observations on model parameters. A general procedure for constructing mathematical models of biological systems is described in (Chou and Voit, 2009). Bio-reactors are mathematically described in (Farza et al., 2016; Vargas et al., 2014; Ali et al., 2015). Model building is an iterative process which is often combined with optimum experiment design (Rodriguez-Fernandez et al., 2006b). Model structure affects selection as well as performance of parameter estimators. Structural identifiability and validity of multiple models together with parameter sensitivity was considered in (Jaqaman and Danuser, 2006). Parameter estimation can be assumed together with discriminating among several competing models, for instance, when the model structure is only partially known. Model structure and its parameter values to achieve desired dynamics can

be derived using statistical inference (Barnes et al., 2011). Synthesizing parameter values for BRNs is also considered in (Češka et al., 2017). Probabilistic model checking can be used to facilitate robustness analysis of stochastic biochemical models (Česka et al., 2014). Iterative, feedback dependent modularization of models with parameters identification was devised in (Lang and Stelling, 2016). Selection among hierarchical models assuming Akaike information was studied in (Rodriguez-Fernandez et al., 2013).

Different modeling strategies have been considered for BRNs. Two main physical laws considered for modeling BRNs are the rate law and the mass action law. These laws relate reactant concentrations to reactions rates in chemical equilibrium. Mechanistic models are generally derived from physical laws of system components. Most commonly assumed random processes in models of BRNs are several basic variants of Markov process, and also birth-death process. Majority of mathematical models describing BRNs involve some form of ODEs, PDEs and SDEs. These models are often mathematically intractable, and must be analyzed numerically. Some of these models are derived from CME or one of its several approximations. CME approximations can be deterministic or stochastic, and their accuracy depends on BRN structure as well as parameter values.

Chemical reactants in dynamic equilibrium are governed by the law of mass action whereas kinetic properties of BRNs are described by the rate laws (Schnoerr et al., 2017). The reaction kinetics can be considered at steady-state or in transition to steady-state. There are also other kinetic models such as Michaelis-Menten kinetics for enzyme-substrate reactions (Rumschinski et al., 2010), Hill kinetics for cooperative ligand binding to macromolecules (Fey and Bullinger, 2010), kinetics for logistic growth models in GRNs (Ghusinga et al., 2017), kinetics for birth-death processes (Daigle et al., 2012), and stochastic Lotka-Volterra kinetics associated with prey-predatory networks (Boys et al., 2008).

Single molecule stochastic models describe BRN qualitatively by generating probabilistic trajectories of species counts. BRNs can be modeled as a sequence of reactions occurring at random time instances (Amrein and Künsch, 2012). Such stochastic kinetics mathematically correspond to a Markov jump process with random state transitions between the species counts (Andreychenko et al., 2012). Alternatively, sequence of chemical reactions can be viewed as a hidden Markov process (Reinker et al., 2006). Markov jump process can be exactly simulated using the classical Gillespie algorithm, so that competing reactions are selected assuming a Poisson process with the intensity proportional to the species counts (Golightly et al., 2012; Kügler, 2012). Random occurrences of reactions can be also described using a hazard function (Boys et al., 2008). Non-homogeneous Poisson processes can be simulated by the thinning algorithm of Lewis and Shedler (Sherlock et al., 2014).

The number of species and their molecule counts can be large, so state space of continuous time Markov chain (CTMC) model can be huge (Angius and Horváth, 2011). Large state space can be truncated by considering only states significantly contributing to the parameter likelihood (Singh and Hahn, 2005). Parameter likelihoods can be updated assuming increments and decrements of the species counts (Lecca et al., 2009). Probabilistic state space representation of BRNs as dynamic systems was considered in (Andreychenko et al., 2011; Gupta and Rawlings, 2014; McGoff et al., 2015; Schnoerr et al., 2017). Augmented state space representation of BRN from ordinary differential equations (ODEs) is obtained in (Baker et al., 2013).

More generally, mechanistic models are obtained by assuming that biological systems are built up from actual or perceived components which are governed by physical laws (Fröhlich et al., 2017; Hasenauer, 2013; Pullen and Morris, 2014; White et al., 2016). It is a different strategy to empirical models which are reverse engineered from observations (Bronstein et al., 2015; Dattner, 2015; Geffen et al., 2008). Black-box modeling can be used with some limitations when there is little knowledge about the underlying biological processes (Chou and Voit, 2009).

#### 4.1 Modeling BRNs by differential equations

Time evolution of states with probabilistic transitions is described by chemical master equation (CME) (Andreychenko et al., 2011; Weber and Frey, 2017). It is a set of coupled first-order ODEs or partial differential equations (PDEs) (Teijeiro et al., 2017; Penas et al., 2017; Fearnhead et al., 2014) representing a continuous time approximation and describing BRN quantitatively. ODE model of BRN can be also derived as a low-order moment approximation of CME (Bogomolov et al., 2015). For model with stochastic differential equation (SDE), it is often difficult to find transition probabilities (Fearnhead et al., 2014; Sherlock et al., 2014; Karimi and Mcauley, 2013). The PDE approximation can be obtained assuming Taylor expansion of CME (Schnoerr et al., 2017). The error bounds for numerically computed stationary distributions of CME are obtained in (Kuntz et al., 2017). CME for hierarchical BRNs consisting of dependent and independent sub-networks is solved analytically in (Reis et al., 2018). Path integral form of ODEs has been considered in (Liu and Gunawan, 2014; Weber and Frey, 2017). Models with memory described by delay differential equations (DDEs) are investigated in (Zhan et al., 2014). Mixed-effect models assume multiple instances of SDE based models to evaluate statistical variations between and within these models (Whitaker et al., 2017).

Comprehensive tutorial on ODE modeling of biological systems is provided in (Gratie et al., 2013). ODE models can be solved numerically via discretization. For instance, the method of finite differences (FDM) can be used to obtain difference equations (Fröhlich et al., 2016). However, algorithms for numerically solving deterministic ODE models or simulating models with SDEs may not be easily parallelizable, or they have problems with numerical stability. ODE models are said to be stiff, if they are difficult to solve or simulate, for example, if they contain multiple multiple processes at largely different time scales (Sun et al., 2012; Kulikov and Kulikova, 2017; Cazzaniga et al., 2015). Alternatively, BRN structure can be derived from its ODE representation (Fages et al., 2015). Similar strategy is assumed in (Plesa et al., 2017) where BRN is inferred from deterministic ODE representation of time series data.

A survey of methods for solving CME of gene expression circuits is provided in (Veerman et al., 2018). These methods involve propagators, time scale separation, and generating functions (Schnoerr et al., 2017). For instance, time scale separation can be used to robustly decompose CME into a hierarchy of models (Radulescu et al., 2012). Reduced stochastic description of BRN exploiting time scale separation is studied in (Thomas et al., 2012).

If deterministic ODEs cannot be solved analytically, one can use Langevin and Fokker-Planck equations as stochastic diffusion approximations of CME (Schnoerr et al., 2017; Hasenauer, 2013). Fokker-Planck equation can be solved to obtain deterministic time evolution of system state distribution (Kügler, 2012; Liao et al., 2015a; Schnoerr et al., 2017). Deterministic and stochastic diffusion approximations of stochastic kinetics are reviewed in (Mozgunov et al., 2018). Chemical Langevin equation (CLE) is a SDE consisting of deterministic part describing

slow macroscopic changes, and stochastic part representing fast microscopic changes (Golightly et al., 2012; Dey et al., 2018; Cseke et al., 2016) which are dependent on the size of deterministic part. In the limit, as deterministic part increases, random fluctuations can be neglected, and deterministic kinetics of the Langevin equation becomes reaction the rate equation (RRE) (Bronstein et al., 2015; Fröhlich et al., 2016; Loos et al., 2016).

## 4.2 Modeling BRNs by approximations

A popular strategy to obtain computationally efficient models is to assume approximations, for example, using meta-heuristics and meta-modeling (Sun et al., 2012; Cedersund et al., 2016). Quasi-steady state (QSS) and quasi-equilibrium (QE) approximations of BRNs are assumed in (Radulescu et al., 2012). Modifications of QSS model are investigated in (Wong et al., 2015). It is also common to approximate system dynamics by continuous ODEs or SDEs (Fearnhead et al., 2014). Thus, when the number of molecules is small, the SDE model is preferred, since deterministic ODE model may be inaccurate (Gillespie and Golightly, 2012). It is generally difficult to quantify approximation error for diffusion approximation models. Forward-reverse stochastic diffusion with deterministic approximation of propensities by observed data was considered in (Bayer et al., 2015).

Mass action kinetics can be used to obtain deterministic approximation of CME. Corresponding deterministic ODEs can accurately describe system dynamics, provided that molecule counts of all species are sufficiently large (Sherlock et al., 2014; Yenkie et al., 2016). Other CME approximations assume finite state projections, system size expansion, and moment closure methods (Chevaliera and Samadb, 2011; Schnoerr et al., 2017). These methods are popular, since they are easy to implement, efficient computationally, do not require complete statistical description, and also achieve good accuracy if species appear in large copy numbers (Schnoerr et al., 2017). Moment closure methods leading to coupled ODEs can approach CME solution with a low computational complexity (Fröhlich et al., 2016; Bogomolov et al., 2015; Schilling et al., 2016). Specifically, the  $n$ -th moment of population size depends on its  $(n + 1)$  moment. In order to close the model, the  $(n + 1)$ -th moment is approximated by a function of lower moments (Ruess et al., 2011; Ghusinga et al., 2017). Only the first several moments can be used to approximate deterministic solution of CME (Schnoerr et al., 2017). Limitations of moment closure method are analyzed in (Bronstein and Koepl, 2017). Multivariate moment closure method is developed in (Lakatos et al., 2015) to describe nonlinear dynamics of stochastic kinetics. General moment expansion method for stochastic kinetics is derived in (Ale et al., 2013). Approximation of state probabilities by their statistical moments can be used to perform efficient simulations of stochastic kinetics (Andreychenko, 2014).

The leading term of CME approximation in system size expansion (SSE) method corresponds to linear noise approximation (LNA). It is the first order Taylor expansion of deterministic CME with a stochastic component where transition probabilities are additive Gaussian noises. Other terms of the Taylor expansion can be included in order to improve modeling accuracy (Fröhlich et al., 2016). In (Sherlock et al., 2014), LNA is used to approximate fast reactions as continuous time Markov process (CTMP) whereas slow reactions are represented as Markov jump process with time-varying hazards. There are other variants of LNA such as a restarting LNA model (Fearnhead et al., 2014), LNA with time integrated observations (Folia and Rattray, 2018), and LNA with time scale separation (Thomas et al., 2012). LNA for reaction-diffusion

master equation (RDME) is computed in (Lötstedt, 2018). The impact of parameter values on stochastic fluctuations for LNA of BRN is investigated in (Pahle et al., 2012).

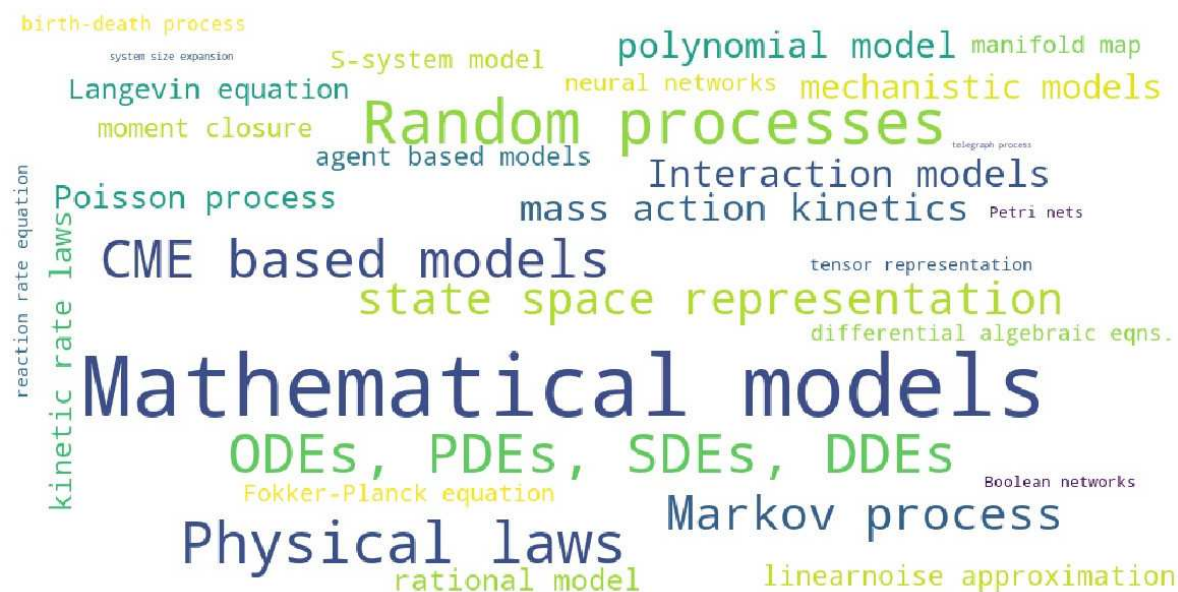
S-system model is a set of decoupled non-linear ODEs in the form of product of power-law functions (Chou et al., 2006; Liu et al., 2012; Meskin et al., 2011; Iwata et al., 2014). Such model is justified by multivariate linearization in logarithmic coordinates. It provides good trade-off between flexibility and accuracy, and offers other properties particularly suitable for modeling complex non-linear systems. S-system modeling with additional constraints is discussed in (Sun et al., 2012). S-system model representing biological pathways is investigated in (Mansouri et al., 2015). S-system model assuming weighted sum of kinetic orders is obtained in (Liu and Wang, 2008a). Bayesian inference for S-system models is investigated in (Mansouri et al., 2014).

Polynomial models of biological systems are investigated in (Fey and Bullinger, 2010; Dattner, 2015; Kuepfer et al., 2007; Vrettas et al., 2011). Rational models as fractions of polynomial functions are examined in (Villaverde et al., 2016; Fey and Bullinger, 2010; Eisenberg and Hayashi, 2014). Methods for validating polynomial and rational models of BRNs are studied in (Rumschinski et al., 2010). Eigenvalues are used in (Mustafa et al., 2013) to obtain a low order linear approximation of time series data. More generally, differential-algebraic equations (DAEs) are considered in (Ashyraliyev et al., 2009; Deng and Tian, 2014; Rodriguez-Fernandez et al., 2013; Michalik et al., 2009). These models have different characteristics than ODE models, and are often more difficult to solve. Review of autoregressive models for parameter inference including stability and causality issues is given in (Michailidis and dAlché Buc, 2013).

### **4.3 Other models of BRNs**

There are many other types of BRN models considered in literature. Birth-death process is a special case of CTMP having only two states (Paul, 2014; Daigle et al., 2012; Zechner, 2014). It is closely related to telegraph process (Veerman et al., 2018). Computationally efficient tensor representation of BRNs to facilitate parameter estimation and sensitivity analysis is devised in (Liao et al., 2015a). Other computational models for qualitative description of interactions and behavioral logic in BRNs involve Petri nets (Mazur, 2012; Sun et al., 2012; Schnoerr et al., 2017), probabilistic Boolean networks (Mizera et al., 2014; Liu et al., 2012; Mazur, 2012), continuous time recurrent neural networks (Berrones et al., 2016), and agent based model (ABM) (Hussain et al., 2015). Hardware description language (HDL) which is normally used to describe logic of electronic circuits is adopted for the case of spatially-dependent biological systems described by PDEs in (Rosati et al., 2018). Multi-parameter space was mapped to 1D manifold in (Zimmer et al., 2014).

Many models containing multiple unknown parameters are poorly constrained. Even though such models may be still fully identifiable, they are ill-conditioned, and often referred to as being sloppy (Erguler and Stumpf, 2011; Toni and Stumpf, 2009; White et al., 2016). Parameter estimation and experimental design for sloppy models are evaluated in (Mannakee et al., 2016) where it is shown that dynamic properties of sloppy models usually depend only on several parameters with the remaining parameters being largely unimportant. A sequence of hierarchical models of increasing complexity was proposed in (White et al., 2016) to overcome complexity and sloppiness of conventional models.



**Figure 2.** A word cloud visualizing the level of interest in different models of BRNs.

Main modeling strategies discussed in this section are summarized in Table 2. They are categorized as physical laws, random processes, mathematical models, interaction models and CME based models. Models in four of these categories are mostly quantitative whereas interaction models are qualitative. However, Table 2 does not consider model properties such as sloppiness, and model structure which may be hierarchical, modular or sequential. Hybrid models which are excluded from Table 2 combine different modeling strategies in order to mitigate various drawbacks (Babtie and Stumpf, 2017; Mikeev and Wolf, 2012; Sherlock et al., 2014). For example, a hybrid model can assume deterministic description of large species populations with stochastic variations of small populations (Mikeev and Wolf, 2012). Hybrid model consisting of parametric and non-parametric sub-models can offer some advantages over mechanistic models (von Stosch et al., 2014).

In order to assess the level of interest of different BRN models in literature, supplementary Table S12 presents the occurrences of 25 main modeling strategies for all references cited in this paper. The summary of Table S12 is reproduced in Table 3, and further visualized as a word cloud in Figure 2. We observe that differential equations are the most commonly assumed models of BRNs in literature. About half of the cited papers consider Markov chain models or their variants, since these models naturally and accurately represent time sequence of randomly occurring reactions in BRN. State space representation is assumed in over one third of the cited papers. Other more common models of BRNs include mass action kinetics, mechanistic models, and models involving polynomial functions.

Another viewpoint is to consider publication years of papers concerning different modeling strategies. Table 4 shows the number of papers for given modeling strategy in given year starting from 2005. We observe that the interest in some modeling strategies remain stable over a decade, for example, for models with state space representation and models involving differential equations. The number of cited papers is the largest for years 2013 and 2014. The



**Table 2.** Overview of main modeling strategies for BRNs.

Strategy	Motivation and key papers
<b>Physical laws</b>	reaction rates in dynamic equilibrium are functions of reactant concentrations
• kinetic rate laws	Engl et al. (2009); Chou and Voit (2009); Villaverde et al. (2012); Baker et al. (2011); Voit (2013); Joshia et al. (2006)
• mass action kinetics	Wong et al. (2015); Smith and Grima (2018); Linderer and Rempala (2015); Angius and Horváth (2011)
• mechanistic models	White et al. (2016); von Stosch et al. (2014); Chou and Voit (2009); Pullen and Morris (2014)
<b>Random processes</b>	probabilistic behavioral description of chemical reactions
• Markov process	Goutsias and Jenkinson (2012); Andrieu et al. (2010); Septier and Peters (2016); Weber and Frey (2017)
• Poisson process	Weber and Frey (2017); Reis et al. (2018); Bronstein and Koeppl (2017); Daigle et al. (2012)
• birth-death process	Daigle et al. (2012); Weber and Frey (2017); Wang et al. (2010); Mikelson and Khammash (2016)
• telegraph process	Veerman et al. (2018); Weber and Frey (2017)
<b>Mathematical models</b>	adopted models for dynamic systems
• quasi-state models	Wong et al. (2015); Srivastava (2012); Schnoerr et al. (2017); Liao (2017); Thomas et al. (2012); Radulescu et al. (2012)
• state space representation	Andrieu et al. (2010); Weber and Frey (2017); Brim et al. (2013); Andreychenko et al. (2011)
• ODEs, PDEs, SDEs, DDEs	Fages et al. (2015); Weber and Frey (2017); J. O. Ramsay and Cao (2007); Jia et al. (2011); Liu and Gunawan (2014); Teijeiro et al. (2017)
• path integral form of ODEs	Weber and Frey (2017)
• rational model	Hussain et al. (2015); Vanlier et al. (2013); Villaverde et al. (2016); Sun et al. (2012)
• differential algebraic eqns.	Michalik et al. (2009); Deng and Tian (2014); Ashyraliyev et al. (2009); J. O. Ramsay and Cao (2007)
• tensor representation	Liao et al. (2015a); Wong et al. (2015); Smith and Grima (2018)
• S-system model	Voit (2013); Chou and Voit (2009); Liu et al. (2012); Meskin et al. (2011); Kotalik et al. (2007)
• polynomial model	Vrettas et al. (2011); Češka et al. (2017); Weber and Frey (2017); Kuntz et al. (2017)
• manifold map	Mannakee et al. (2016); Radulescu et al. (2012); White et al. (2016); Septier and Peters (2016)

paper counts in Table 4 are indicative that the interest in computational modeling of BRNs has been steadily increasing over the past decade.

**Table 2.** Overview of main modeling strategies for BRNs. (cont.)

Strategy	Motivation and key papers
<b>Interaction models</b>	qualitative modeling of chemical interactions
• Petri nets	Voit (2013); Chou and Voit (2009); Liu et al. (2012)
• Boolean networks	Emmert-Streib et al. (2012); Chou and Voit (2009)
• neural networks	von Stosch et al. (2014); Camacho et al. (2018); Ali et al. (2015); Goutsias and Jenkinson (2012)
• agent based models	Carmi et al. (2013); Hussain et al. (2015); Jagiella et al. (2017); Goutsias and Jenkinson (2012)
<b>CME based models</b>	stochastic and deterministic approximations of CME
• Langevin equation	Thomas et al. (2012); Septier and Peters (2016); Schnoerr et al. (2017); Goutsias and Jenkinson (2012); Smith and Grima (2018); Weber and Frey (2017)
• Fokker-Planck equation	Weber and Frey (2017); Schnoerr et al. (2017); Liao et al. (2015a)
• reaction rate equation	Liu and Gunawan (2014); Loos et al. (2016); Lindera and Rempala (2015); Koepl et al. (2012)
• moment closure	Schnoerr et al. (2017); Bronstein and Koepl (2017); Schilling et al. (2016); Ruess et al. (2011); Andreychenko (2014); Lakatos et al. (2015)
• linear noise approximation	Thomas et al. (2012); Fearnhead et al. (2014); Golightly et al. (2015, 2012); Whitaker et al. (2017); Schnoerr et al. (2017)
• system size expansion	Schnoerr et al. (2017); Fröhlich et al. (2016)

**Table 3.** Coverage of modeling strategies for BRNs.

	Physical laws			Random processes			Mathematical models			Interaction models			CME based models												
	kinetic rate laws	mass action kinetics	mechanistic models	Markov process	Poisson process	birth-death process	telegraph process	state space representation	ODEs, PDEs, SDEs, DDEs	rational model	differential algebraic eqns.	tensor representation	S-system model	polynomial model	manifold map	Petri nets	Boolean networks	neural networks	agent based models	Langevin equation	Fokker-Planck equation	reaction rate equation	moment closure	linear noise approximation	system size expansion
# papers	59	104	82	166	72	22	2	150	216	58	27	19	39	89	35	13	13	36	43	55	35	19	45	50	4

## 5 REVIEW OF PARAMETER ESTIMATION STRATEGIES FOR BRNS

Parameter estimation appears in many computational problems including model identification (Banga and Canto, 2008), model calibration (Zechner et al., 2011), model discrimination (Kuepfer et al., 2007), model identifiability (Geffen et al., 2008), model checking (Cseke et al., 2016), sensitivity analysis (Erguler and Stumpf, 2011), optimum experiment design (Ruess and Lygeros, 2015), bifurcation analysis (Engl et al., 2009), reachability analysis

**Table 4.** Number of papers concerning models of BRNs in given years.

	Physical laws			Random processes			Mathematical models					Interaction models			CME based models										
Year	kinetic rate laws	mass action kinetics	mechanistic models	Markov process	Poisson process	birth-death process	telegraph process	state space representation	ODEs, PDEs, SDEs, DDEs	rational model	differential algebraic eqns.	tensor representation	S-system model	polynomial model	manifold map	Petri nets	Boolean networks	neural networks	agent based models	Langevin equation	Fokker-Planck equation	reaction rate equation	moment closure	linear noise approximation	system size expansion
2005	3	3	1	2	2	.	.	4	5	.	2	.	.	.	.	.	.	.	.	1	2	.	.	.	.
2006	2	4	2	2	.	.	.	2	3	4	1	.	1	3	.	.	.	2	.	.	.	.	.	.	.
2007	.	4	1	3	2	.	.	2	6	1	1	.	2	4	2	.	.	1	1	1	.	.	.	.	.
2008	1	4	2	2	1	.	.	6	6	1	1	.	2	2	1	.	.	2	.	.	.	1	.	.	.
2009	4	7	2	5	1	.	.	6	11	1	2	1	4	2	2	2	2	3	1	1	.	.	1	.	.
2010	7	11	5	12	3	1	.	8	13	6	2	.	4	5	5	1	1	2	5	7	2	1	.	2	.
2011	5	4	5	11	4	.	.	10	13	2	.	.	3	4	1	.	.	2	2	4	2	2	2	2	.
2012	6	11	6	21	11	3	.	14	19	5	4	1	5	6	3	2	3	6	6	9	6	1	4	9	.
2013	7	9	12	16	8	3	.	17	26	9	3	1	7	12	4	2	.	3	7	6	2	2	4	4	.
2014	8	13	14	33	11	4	.	26	33	7	4	2	5	14	2	1	3	7	6	7	5	5	10	9	.
2015	6	10	8	15	5	2	.	20	24	5	1	2	3	10	4	2	1	1	2	4	4	.	6	5	.
2016	4	8	13	19	5	2	.	14	23	4	1	2	3	10	5	1	2	4	7	6	3	3	7	8	2
2017	4	8	8	13	10	6	1	12	18	7	4	7	.	10	6	1	1	3	3	5	5	2	8	5	2
2018	2	8	3	11	8	1	1	7	13	5	.	3	.	5	.	1	.	1	1	4	3	2	4	5	.

(Tenazinha and Vinga, 2011), causality analysis (Carmi et al., 2013), stability analysis (Dochain, 2003), network inference (Smet and Marchal, 2010), and control of BRN (Venayak et al., 2018). A survey of parameter estimation methods for chemical reaction systems can be found, for example, in (Gupta, 2013; Baker et al., 2015; Chou and Voit, 2009; McGoff et al., 2015). Other review papers on parameter estimation in BRNs and other dynamic systems are listed in Table 5.

A survey of tasks in modeling and system identification is provided in (Chou and Voit, 2009). Model identifiability determines which parameter values can be estimated from observations (Villaverde et al., 2016). It is known as structural identifiability, and it is inspired by the concept of system observability. Structural identifiability is normally evaluated prior to estimating parameters. There is also practical identifiability which accounts for quality and quantity of observations, i.e., whether it is possible to obtain good parameter estimates from noisy and limited data. Theory and tools for model identifiability and closely related concepts such as sensitivity to parameter perturbations, observability, distinguishability and optimum experiment design are reviewed in (Villaverde and Barreiro, 2016). Models which are not identifiable can be modified or simplified to make them identifiable (Baker et al., 2015; Villaverde et al., 2016; Villaverde and Barreiro, 2016). Model identifiability formulated as observability was considered in (Geffen et al., 2008) to replace traditional analytical approaches which often require model simplifications with more deterministic empirical methods. Changes in structural and practical identifiability of models with availability of new knowledge and data is studied in (Babtie and Stumpf, 2017). Global observability and detectability of reaction systems was studied in (Jaime and Denis, 2015). Parameter identifiability of power law models is investigated in (Srinath and Gunawan, 2010) and of linear dynamic models in (Li and Vu, 2013). Parameters can be mutually dependent (Fey et al., 2008). Parameter dependencies

**Table 5.** Review papers on parameter estimation in BRNs and other dynamic systems.

Reference	Focus
(Banga and Canto, 2008)	model calibration using global optimization methods supported by maximum information experiment design
(Chou and Voit, 2009)	very comprehensive survey of available optimization methods for parameter estimation and model-free and model-based structure identification from data
(Ashyraliyev et al., 2009)	a priori and a posteriori model identifiability and survey of parameter space search strategies
(Smet and Marchal, 2010)	methods for underdetermined inferences of BRNs from data
(Tenazinha and Vinga, 2011)	integrated models of BRNs reflecting availability of omics data assuming chemical organization theory, flux-balance analysis, logical discrete modeling, Petri nets, kinetic models, stochastic models, and hybrid models
(Goutsias and Jenkinson, 2012)	comprehensive review of analytical methods for evaluating dynamics of Markov reaction networks
(Emmert-Streib et al., 2012)	systematic and conceptual overview of methods for inferring gene regulatory networks from gene expression data; survey of strategies to compare performance of inference methods
(Sun et al., 2012)	survey of metaheuristic methods applied to reliability and identifiability of biochemical model parameters including optimum experiment design
(Kuwahara et al., 2013)	scalable framework for parameter estimation in genetic circuits assuming mean time evolution of gene products
(Voit, 2013)	review of biological system models and methods for their analysis as well as design
(Baker et al., 2015)	general framework to deal with non-identifiable parameters in BRNs using constrained parameter estimation
(McGoff et al., 2015)	mathematical survey of statistical methods for parameter inference in general non-linear dynamical systems
(Weiss et al., 2016)	survey of transfer learning methods
(Schnoerr et al., 2017)	a comprehensive survey of deterministic and stochastic models of BRNs followed by introduction to Bayesian parameter inference from data
(Camacho et al., 2018)	application of machine learning techniques to computational problems in biological networks
(Smith and Grima, 2018)	review of spatial stochastic kinetics including reaction-diffusion master equation and models involving Brownian dynamics

measured by correlations and other higher order moments are exploited to determine structural and practical identifiability in (Li and Vu, 2015). Intrinsic noise in species counts can be exploited to overcome structural non-identifiability within a deterministic framework as shown in (Zimmer et al., 2014). Chemical reaction optimization (CRO) is used to maximize production of a bio-reactor in (Abdullah et al., 2013b).

Many different parameter estimation strategies have been devised in literature for BRNs and dynamic systems. All parameter estimation problems lead to minimization or maximization of some fitness function. Deriving optimum value analytically is rarely possible whereas numerical search for the optimum in high-dimensional parameter spaces can be ill-conditioned when objective or fitness function is multi-modal. If there is large flat surface about the minimum, the obtained solution cannot be trusted (Rodriguez-Fernandez et al., 2006a; Srinivas and Rangaiah, 2007). Moreover, the optimum values can change over order of magnitude under different implicit or explicit constraints which is often the case for biological systems. Numerical algorithms for non-convex optimization problems need to be stable and provide convergence guarantees. Other aspects include scalability, computational efficiency, numerical stability and robustness, and all methods need to be also statistically validated. All search strategies experience trade-off between efficiency and robustness.

Measurements can be produced from heterogeneous sources (omics data), and from heterogeneous populations (Zechner et al., 2011). In deterministic models, parameter estimation is often carried out by fitting model to data. Parameter uncertainty analysis can be used to assess how well the model explain experimental data (Vanlier et al., 2013). Stochastic models require more sophisticated strategies to perform parameter estimation (Zimmer and Sahle, 2012). Multiple-shooting method for stochastic systems is used in (Zimmer, 2016) to calculate the Fisher information matrix. In literature, deterministic methods appear to be assumed much more often than stochastic methods (Daigle et al., 2012). Since the mean approximation of SDEs may differ from the solution obtained for deterministic ODEs, parameter estimation assuming stochastic rather than deterministic models is preferable when some species counts are relatively small (Andreychenko et al., 2012).

Parameter estimation in transient and steady states are quite different (Ko et al., 2009). At steady-state, small perturbations are sufficient to observe system responses whereas at transient state, experiment design for model identification is more complicated. In particular, quick transient response after external perturbation limits information content of measurements (Zechner et al., 2012). Sensitivity analysis can be used to improve computational efficiency of parameter estimation (Fröhlich et al., 2017). The parameter space boundaries can be estimated by sampling (Fey and Bullinger, 2010). Confidence and credible intervals can be obtained also for stiff and sloppy models assuming inferability, sensitivity and sloppiness (Erguler and Stumpf, 2011). Furthermore, observers design may be different for systems with and without inputs (Singh and Hahn, 2005).

Scalability of parameter estimation can be resolved by decoupling rate equations and by assuming mean-time evolution of species counts (Kuwahara et al., 2013). However, exploring large parameter spaces can be complicated if the estimation problem is ill-conditioned and multi-modal (Liu and Wang, 2009). State-dependent Markov jump processes are difficult to estimate at large scale, especially when these processes are faster than the rate of observations (Fearnhead et al., 2014).

Parameter estimation can be facilitated by grouping parameters and identifying which are uncorrelated (Gábor et al., 2017). Parameter estimation in groups can provide robustness against noisy and incomplete data (Jia et al., 2011). Only parameters which are consistent with measured data can be selected and jointly estimated (Hasenauer et al., 2010). Parameter clustering can also improve model tractability and identifiability, since changes in some

parameters could be compensated by changes in other parameters (Nienaltowski et al., 2015). Grouping of parameters to elucidate dynamics of genetic circuit is assumed in (Atitey et al., 2019). Parameters can be assumed hierarchically to gradually estimate their values starting from a minimum set (Shacham and Brauner, 2014). A hybrid hierarchical parameter estimation prone to parallel implementation is devised in (He et al., 2004).

Incremental parameter estimation usually requires data smoothing which can create estimation bias (Liu and Gunawan, 2014). Such bias can be mitigated by estimating independent parameters before dependent ones. Parameter inference can be paired with hypothesis testing or model selection (Rodriguez-Fernandez et al., 2013). Joint model and parameter identification with incremental one-at-a-time parameter estimation and model building is performed in (Gennemark and Wedelin, 2007). Unobserved states, latent variables and parameters in BRNs can be estimated jointly by sequential processing of measurements (Zimmer and Sahle, 2012; Arnold et al., 2014), by using sliding window observers (Liu et al., 2006), and by other numerical methods (Karnaukhov et al., 2007). Estimation of kinetic rates in BRNs is transformed into a problem of state estimation in (Fey and Bullinger, 2010). Parameter estimation and state reconstruction are linked via extended models in (Busetto and Buhmann, 2009). Unobservable sub-spaces can be excluded to only consider model parts which can be identified reliably (Singh and Hahn, 2005). Unknown parameters which are not of interest can be marginalized (Bronstein et al., 2015). Another strategy is to reconstruct states prior to parameter estimation (Fey et al., 2008).

Information theoretic metrics can be used to infer BRN structure (Villaverde et al., 2014), and to perform identifiability analysis of parameters (Nienaltowski et al., 2015). Akaike information can be used to assess quality of statistical model given observations, so the best model is selected (Guillén-Gosálbez et al., 2013; Pullen and Morris, 2014). However, in order to avoid overfitting and constrain model complexity, there is a penalty being simply the number of model parameters to estimate. Model overfitting leads to poor generalization capability. Overfitting can be resolved by model reduction techniques (Sadamoto et al., 2017; Srivastava, 2012). For instance, only essential chemical reactions can be considered (Zamora-Sillero et al., 2011). Simplified modeling with the reduced number of parameters and parameter subset selection is used in (Eghtesadi and Mcauley, 2014) to avoid overfitting noisy data. On the other hand, under-determined models may yield several or infinitely many solutions of fitting data in which case they are not identifiable. In such cases, data fitting can be performed subject to additional constraints. There can also be cases where multiple models all fit measured data well. However, a model with the best fit to data may not necessarily provide a satisfactory biological explanation (Slezak et al., 2010).

Simultaneous estimation of parameters and structure of BRN as a mixed binary dynamic optimization problem with Akaike information is formulated in (Guillén-Gosálbez et al., 2013) to trade-off estimation accuracy and evaluation complexity. Fisher information is given by the mean amount of information gained from observed data. It is often used when estimating non-random parameters, for instance, using maximum likelihood (ML) (Rodriguez-Fernandez et al., 2006b; Kyriakopoulos and Wolf, 2015). It can be also exploited to perform sensitivity, robustness and identifiability of parameters. It is especially useful when measurements and parameters are correlated (Komorowski et al., 2011). Fisher information can be used to improve parameter estimation (Transtrum and Qiu, 2012), to design optimum experiments (Kyriakopoulos and Wolf,

2015; Zimmer, 2016), and to select a subset of identifiable parameters (Eisenberg and Hayashi, 2014). Mutual information can be used as a similarity measure which statistically outperform correlation measure in canonical correlation analysis (CCA) (Nienaltowski et al., 2015). Other uses of mutual information are outlined in (Mazur, 2012), and for parameter estimation in (Emmert-Streib et al., 2012).

Cross-entropy methods can be used with stochastic simulations (Revell and Zuliani, 2018), and to improve computational efficiency of parameter estimation (Daigle et al., 2012). Maximum entropy sampling (MES) methods for experiment design and parameter estimation are discussed in (Mazur and Kaderali, 2013). Maximum entropy principle to reconstruct probability distributions is described in (Schnoerr et al., 2017). Relative entropy rate is assumed in (Pantazis et al., 2013) to perform sensitivity analysis of BRNs. Kantorovich distance between two probability measures is used in (Koepl et al., 2010) to estimate model parameters of BRNs.

Sum of squared errors (SSE) is often assumed to obtain regression estimators (Chou et al., 2006), and to assess goodness of fit and quality of estimators (Iwata et al., 2014; Kimura et al., 2015; Nim et al., 2013). The SSE acronym should not be confused with system size expansion (SSE) which is modeling strategy discussed previously (Fröhlich et al., 2016; Schnoerr et al., 2017).

In general, many algorithms for parameter estimation and other related problems have been considered in literature. These algorithms are often modifications of several fundamental estimation strategies, and they are adopted for specific models and availability and quality of measurements. Since graduate research theses usually contain more or less comprehensive and up to date surveys of relevant literature, the theses concerned with parameter estimation in BRNs are summarized in Table 6.

In the rest of this section, we survey the algorithms for parameter estimation in models of BRNs or dynamic systems in the following 4 subsections: Bayesian methods, Monte Carlo methods, other statistical methods including Kalman filtering, and model fitting methods.

## 5.1 Bayesian methods

Fundamental premise of Bayesian estimation methods is that prior probabilities or distributions of parameters are known. The objective is then to obtain posterior probabilities of parameters to be estimated. It is often sufficient to find the maximum value of posterior distribution corresponding to the maximum a posterior (MAP) estimate. The value of this maximum can be also used to select among several competing models (Andreychenko et al., 2012) and to design optimum experiments (Mazur, 2012). Model checking via time-bounded path properties is represented as a Bayesian inference problem in (Milios et al., 2018). Biological models often assume conjugate priors to perform Bayesian inference (Galagali, 2016; Mazur, 2012; Boys et al., 2008; Murakami, 2014). Bayesian inference for low copy counts can be improved by separating intrinsic and extrinsic noises (Koepl et al., 2012). Bayesian analysis is facilitated by separating slow and fast reactions in (Sherlock et al., 2014). Bayesian inference strategies for biological models involving diffusion processes are investigated in (Dargatz, 2010).

In many cases, determining exact posterior distribution using Bayesian framework may be intractable. Approximate Bayesian computation (ABC) method is a strategy to estimate posterior distribution, or more specifically, to estimate likelihood function (Tanevski et al., 2010). A survey



**Table 6.** Selected research theses concerning parameter estimation and related problems in BRNs.

Thesis	Main research problems considered
(Dargatz, 2010)	Bayesian inference for biochemical models involving diffusion
(Mu, 2010)	rate and state estimation in S-system and linear fractional model (LFM)
(Palmisano, 2010)	software tools for modeling and parameter estimation in BRNs
(Mazur, 2012)	inference via stochastic sampling and Bayesian learning framework
(Srivastava, 2012)	stochastic simulations of BRNs combined with likelihood based parameter estimation, confidence intervals, sensitivity analysis
(Gupta, 2013)	parameter estimation in deterministic and stochastic BRNs, inference with model reduction, mostly MCMC methods
(Hasenauer, 2013)	Bayesian estimation and uncertainty analysis of population heterogeneity and proliferation dynamics
(Linder, 2013)	penalized LS algorithm and diffusion and linear noise approximations and algebraic statistical models
(Flassig, 2014)	model identification for large scale gene regulatory networks
(Liu, 2014)	approximate Bayesian inference methods and sensitivity analysis
(Moritz, 2014)	structural identification and parameter estimation for modular and layered type of modes
(Paul, 2014)	analysis of MCMC based methods
(Ruess, 2014)	optimum estimation and experiment design assuming ML and Bayesian inference and Fisher information
(Schenkendorf, 2014)	quantification of parameter uncertainty, optimal experiment design for parameter estimation and model selection
(Smadbeck, 2014)	moment closure methods, model reduction, stability and spectral analysis of BRNs
(Schnoerr, 2016)	Langevin equation, moment closure approximations, representations of stochastic RDME
(Zechner, 2014)	inference from heterogeneous snapshot and time-lapse data
(Galagali, 2016)	Bayesian and non-Bayesian inference in BRNs, adaptive MCMC methods, network-aware inference, inference for approximated BRNs
(Hussain, 2016)	sequential probability ratio test, Bayesian model checking, automated and formal verification, parameter discovery
(Lakatos, 2017)	multivariate moment closure and reachability analysis
(Liao, 2017)	tensor representation and analysis of BRNs

of ABC methods can be found in (Drovandi et al., 2016). The basic idea is to find parameter values which generate the same statistics as the observed data. ABC method can be performed sequentially, and it can be coupled with sensitivity analysis (Liu, 2014). Parameter estimation and model selection using ABC framework is studied in (Liepe et al., 2014; Murakami, 2014). Non-identifiability of parameters having flat shape posterior followed by ABC inference is studied in (Murakami, 2014) assuming conjugate priors. Efficient method to generate summary statistics for ABC is presented in (Fearnhead and Prangle, 2012). A piece-wise ABC sampling to estimate

posterior density for Markov models is proposed in (White et al., 2015). Parallel implementations of ABC and SMC methods are introduced in (Jagiella et al., 2017).

Expectation-maximization (EM) is a popular implementation of MAP estimator where there are some other unobserved or unknown parameters (Bayer et al., 2015; Karimi and Mcauley, 2014a; Daigle et al., 2012). It can be combined with Monte Carlo (MC) sampling, and such method is known as MC expectation-maximization (MCEM) (Angius and Horváth, 2011). Computationally efficient method for obtaining ML estimates by MCEM with Modified Cross-Entropy Method (MCEM2) is developed in (Daigle et al., 2012). Approximate EM algorithm is devised in (Karimi and Mcauley, 2013) which is robust against unknown initial estimates, and which is useful for online state estimation during process monitoring. Another parameter estimation strategy with the same structure as EM estimator is known as variational Bayesian inference (Vrettas et al., 2011; Weber and Frey, 2017). It is more general than EM estimation, as it can also yield posterior distribution in addition to parameter estimates by exploiting analytical approximation of posterior density. For instance, posterior density is approximated by radial basis functions (RBFs) in (Fröhlich et al., 2014) to reduce the number of model evaluations. Variational approximate inference with continuous time constraints, and model checking problem are investigated (Cseke et al., 2016).

ML estimation is a popular strategy for parameter inference, provided that the likelihood of observed data can be computed efficiently for given model. Survey of ML based methods for parameter estimation in BRNs is provided in (Daigle et al., 2012). Likelihood function can be approximated analytically using Laplace and B-spline approximations (Karimi and Mcauley, 2014b), or numerically including its derivatives (Mikeev and Wolf, 2012). Likelihood function is obtained by simulations in (Tian et al., 2007). Moment closure is used for fast approximation of parameter likelihood in (Milner et al., 2013). Stochastic simulations can be avoided by approximating transition distributions by Gaussian distribution in the parameter likelihood (Zimmer and Sahle, 2015). ML of transition probabilities is assumed in (Chen et al., 2017) to devise a new estimation algorithm which can improve variational Bayesian methods with summary statistics. ML estimation combined with regularization penalizing complexity is investigated in (Jang et al., 2016). ML estimation for BRN model with concentrations increments and decrements is studied in (Lecca et al., 2009).

## **5.2 Monte Carlo methods**

Motivation of MC methods is to represent probabilities and density functions as relative frequencies of samples or particles in order to overcome mathematical intractability of Bayesian inference. However, even sampling methods can be computationally overwhelming due to frequent model evaluations. Markov chain Monte Carlo (MCMC) methods are the most often used sampling strategies to simulate conditional trajectories of system states. MCMC sampling with good mixing properties requires carefully chosen proposal distribution and good selection of initial samples in order to avoid sample degeneracy and instability problems. The most well known sampling MCMC procedure is Metropolis or Metropolis-Hastings algorithm (Golightly and Wilkinson, 2011; Zamora-Sillero et al., 2011; Mazur, 2012; Galagali, 2016). Another strategy for dealing with high-dimensional sampling problems is to combine particle filters and MCMC methods to obtain sequential MCMC (SMCMC) algorithms (Septier and Peters, 2016). An overview of particle filtering and MCMC methods for spatial

objects is presented in (Mihaylova et al., 2014). MCMC methods for causality reasoning are introduced in (Carmi et al., 2013). Design of proposal distributions for MCMC and SMC methods assuming large number of correlated variables is studied in (Andrieu et al., 2010).

Since the convergence rate of MCMC can be rather slow for heavy tail distributions, factorization and approximation of posterior can improve MCMC performance (Fröhlich et al., 2014). MCMC methods can be made adaptive to improve their convergence properties as shown in (Hasenauer, 2013; Galagali, 2016; Mazur, 2012; Müller et al., 2011). Interpolation of observed data with MCMC sampling is used in (Golightly and Wilkinson, 2005) to jointly estimate unobserved states and reaction rates. MCMC sampling can be combined with importance sampling to reduce computational complexity and simulation times (Golightly et al., 2015). Conditional density importance sampling (CDIS) is introduced in (Gupta and Rawlings, 2014) as an alternative to MCMC parameter estimation. MCMC methods for high-dimensional systems are compared in (Septier and Peters, 2016).

Bayesian inference via MC sampling with stochastic gradient descent is studied in (Wang et al., 2010). The likelihood function of parameters is calculated by combining MC global sampling with locally optimum gradient methods in (Kimura et al., 2015). Nested Bayesian sampling is used in (Pullen and Morris, 2014) to compute marginal likelihoods to compare or rank several competing models. MCMC sampling for mixed-effects SDE models is considered in (Whitaker et al., 2017). In order to overcome ill-conditioned least squares (LS) data fitting and numerical instability, bootstrapped MC procedure based on diffusion and LNA was studied in (Lindera and Rempala, 2015). Particle filter assumes specific type of random processes to identify posteriors while bounding computational complexity for models with large number of parameters is considered in (Mikelson and Khammash, 2016). Population MC (PMC) sampling framework for Bayesian inference in high-dimensional models was developed in (Koblents and Míguez, 2011).

Sequential MC (SMC) method represents posterior distribution in Bayesian inference by a set of samples referred to as particles (Gordon et al., 1993; Doucet et al., 2001; Tanevski et al., 2010; Yang et al., 2014), so it is also known as particle filter (Gordon et al., 1993; Doucet et al., 2001; Lillacci and Khammash, 2012; Golightly et al., 2015). SMC methods for joint state and parameter estimation are proposed in (Nemeth et al., 2014). The degeneracy phenomenon in particle filters can be mitigated by more efficient sampling strategies (Golightly and Kypraios, 2017). Parallelization of SMC computations is devised in (Mihaylova et al., 2012). Further modifications of creating and processing particles to improve computational efficiency is investigated in (Golightly et al., 2018).

The computational complexity of particle filter can be reduced by particle MCMC (pMCMC) method (Koblents and Míguez, 2014). The pMCMC method can be combined with diffusion approximation (Golightly and Wilkinson, 2011), and further refined to improve its scalability (Golightly and Kypraios, 2017). A proposal distribution for Bayesian analysis is obtained by pMCMC sampling in (Sherlock et al., 2014). Proposal samples to calculate marginal likelihoods are obtained for CLE and LNA approximations in (Golightly et al., 2015). Particle filter is validated and shown to be more robust than LS data fitting by exploiting noise statistics of data in (Lillacci and Khammash, 2012).

### 5.3 Other statistical methods

The key assumption of using standard Kalman filter is linearity of measurements. Kalman filter is used with CME approximations in (Dey et al., 2018) while estimating noise covariance and allowing for dependency of noise on states and parameter values. Kalman filter is used to obtain initial guess of parameter values for data fitting parameter estimation in (Lillacci and Khammash, 2010b). Classical Kalman filter can be merged with particle filtering methods in stochastic (Vrettas et al., 2011) and deterministic systems (Arnold et al., 2014). Kalman filter for time integrated observations is assumed in (Folia and Rattray, 2018).

Since BRNs are generally highly non-linear, extended and unscented Kalman filters (EKFs and UKFs) have been developed (Baker et al., 2011). EKF was modified for stiff ODEs in (Kulikov and Kulikova, 2015a, 2017). Joint estimation of parameters and states by EKF is investigated in (Sun et al., 2008; Ji and Brown, 2009). EKF is combined with moment closure method in (Ruess et al., 2011), and it is modified for parameter estimation in S-system models in (Meskin et al., 2011). Modification of EKF to penalize modeling uncertainty due to linearization in order to improve estimation accuracy is proposed in (Xiong and Zhou, 2013). Square-root UKF achieves good numerical stability, and it can be modified to deal with state estimation constraints (Baker et al., 2013, 2015). For infrequent sampling or sparse observations, UKF and cubature Kalman filter outperform EKF (Kulikov and Kulikova, 2015b, 2017).

There are other less commonly used inference strategies which have not been mentioned. In particular, Gaussian smoothing to compensate for missing and noisy data is used in (Sun et al., 2012). Parameter estimation assuming non-linear ODE model combined with data smoothing was investigated in (J. O. Ramsay and Cao, 2007). Inference of state distributions via optimized histograms and statistical fitting is performed in (Atitey et al., 2018b). Formal verification and sequential probability ratio test for parameters estimation are considered in (Hussain, 2016). The moment closure modeling is combined with stochastic simulations for parameter estimation in (Bogomolov et al., 2015). Classical bootstrapping with data replication and resampling to enable repeated estimations is described in (Vanlier et al., 2013). Confidence intervals of parameter estimates can be obtained using bootstrapping (Joshia et al., 2006; Srivastavaa and Rawlingsb, 2014). Bootstrapping can be used to improve efficiency in recomputing model trajectories (Lindera and Rempala, 2015). Bootstrap filter can outperform EKF (Gordon et al., 1993). Generalized method of moments with empirical sample moments is performed in (Kügler, 2012; Lück and Wolf, 2016) whereas moment based methods for parameters inference and optimum experiment design are considered in (Ruess and Lygeros, 2015). Expectation propagation (EP) for approximate Bayesian inference is studied in (Cseke et al., 2016).

### 5.4 Model fitting methods

Parameter estimation by fitting measured data appears to be by far the most common method used in literature. The main reason is that, unlike other estimation strategies, it is relatively straightforward to formulate the underlying optimization problem with minimum knowledge and assumptions. Various continuous and discrete fitness functions are explored in (Deng and Tian, 2014). Multiple fitness functions may be also considered. Fitness function can be derived assuming the likelihood (Rodriguez-Fernandez et al., 2006a). Fitting of the approximated likelihood function is considered in (Srivastavaa and Rawlingsb, 2014). Observations are interpolated with spline functions in (Nim et al., 2013), so that derivatives can be used

to estimate production and consumption of molecules. Such strategy decomposes a high-dimensional problem into the product of low-dimensional factors. Fitness function is interpolated by spline functions in (Zhan and Yeung, 2011).

The challenge is to develop numerically efficient methods to solve high-dimensional problems with possibly many constraints. Even though derivative free methods are easier to implement, gradient based methods have faster, though only local convergence. For instance, gradient based optimization with sensitivity analysis assuming finite differences is investigated in (Loos et al., 2016). Derivative free methods are necessary for combinatorial and integer constrained problems (Cedersund et al., 2016; Gábor et al., 2017). Data fitting is generally more computationally demanding for stochastic than for deterministic models, but the former are more likely to find a global solution (Rodriguez-Fernandez et al., 2006b).

Since many practical problems are non-convex, global optimization methods are generally preferred. They can be implemented as multi-start local methods, or by selecting a subset of parameters to be estimated. Sensitivity to initial values can be reduced by methods tracking multiple solutions. Many of these methods can be parallelized to overcome computational burden (Mancini et al., 2015; Teijeiro et al., 2017). Parallel implementation of data fitting algorithms employing Spark, MapReduce and MPI messaging are considered in (Teijeiro et al., 2017). Computational complexity of global methods can be mitigated by incremental identification strategies (Michalik et al., 2009). Global methods also require proper selection of search parameters which is usually achieved by multiple initial exploratory runs (Penas et al., 2017). Another strategy for global search is to assume transformations followed by non-uniform sampling (Kleinstein et al., 2006). Hybrid strategies switch between global and local searches (Rodriguez-Fernandez et al., 2006b,a; Ashyraliyev et al., 2009).

Majority of data fitting methods are rooted in simple LS estimation or regression, or non-linear least squares (NLSQ) problem (Baker et al., 2011). Alternating regression (AR) reformulates non-linear fitting as iterative linear regression (Chou et al., 2006). Non-linear regression is converted into non-linear programming problem which is solved by random drift PSO in (Sun et al., 2014). Asymptotic properties of LS estimation were evaluated in (Rempala, 2012). Iterative linear LS for systems described by ratio of linear functions is considered in (Tian et al., 2010). Regularization of optimization problems is a strategy to deal with ill-conditioned problems due to insufficient or noisy data for a given number of parameters to be estimated (Gábor and Banga, 2014; Gábor et al., 2017). In particular, regularization introduces additional constraints to penalize complexity or constraints on parameters values using prior knowledge which can trade-off estimator bias with its variance while not over-fitting model (Kravaris et al., 2013; Jang et al., 2016; Liu et al., 2012). Alternatively, perturbation method has been developed to for fitting data in (Shiang, 2009).

Evolutionary algorithms (EAs) are the most frequently used methods for solving high-dimensional constrained optimization problems. They require no particular assumptions, and can be used even for problems of very large dimension. EAs adopt heuristic strategies to find the optimum assuming a population of candidate solutions which are iteratively improved by reproduction, mutation, crossover or recombination, selection and other operations until fitness or loss function reaches the desired value. Specific EAs commonly used in literature for identification of BRNs and other dynamic systems are summarized in Table 7.

**Table 7.** Common evolutionary algorithms for parameter estimation in BRNs and dynamic systems.

Algorithm	Motivation and selected papers
Genetic algorithms (GAs)	largest class of EAs, inspired by evolution and natural selection, often near optimum solution Sun et al. (2012); Chou and Voit (2009); Besozzi et al. (2009); Tian et al. (2007); Liu et al. (2012); Matsubara et al. (2006)
Genetic programming (GP)	evolution of computer programs towards improving their fitness to solve a given task Nobile et al. (2013); Chou and Voit (2009); Sun et al. (2012)
Evolutionary programming (EP)	parameters of computer program evolve towards improving its fitness to solve a given task Baker et al. (133, 2010); Sun et al. (2012); Revell and Zuliani (2018)
Simulated annealing (SA)	probabilistic search combining sampling with random but controlled acceptance of candidate solutions Hussain et al. (2015); Sun et al. (2012); Ashyraliyev et al. (2009); Dai and Lai (2010); Chou and Voit (2009); Cedersund et al. (2016)
Differential evolution (DE)	derivative free method, linearly combining randomly selected candidate solutions to obtain iterative improvements Teijeiro et al. (2017); Liu and Wang (2009); Sun et al. (2012); Chong et al. (2014); Srinivas and Rangaiah (2007); Chong et al. (2012)
Scatter search (SS)	often combined with tabu search, it is local search with temporarily accepting worse solutions and avoiding already visited regions Penas et al. (2017); Villaverde et al. (2012); Remlia et al. (2017); Rodriguez-Fernandez et al. (2006a); Cedersund et al. (2016)
Particle swarm optimiz. (PSO)	derivative free method, moving particles (i.e., samples or candidate solutions) towards better solution Nobile et al. (2016); Sun et al. (2014); Besozzi et al. (2009); Cazzaniga et al. (2015); Abdullah et al. (2013c); Tangherloni et al. (2016)

Cuckoo search employs random sub-populations which can be discarded to improve the solution (Rakhshania et al., 2016). Optimization programs include non-linear simplex method (Cazzaniga et al., 2015), non-linear programming (NLP) (Moles et al., 2003; Rodriguez-Fernandez et al., 2013; Sun et al., 2012; Zhan and Yeung, 2011), semi-definite programming (Kuepfer et al., 2007; Rumschinski et al., 2010), and quadratic programming (Gupta, 2013). Nelder-Mead method (also known as downhill simplex method) maintains a simplex of test points which evolve to find the data fit (Abdullah et al., 2013a). Quantifier elimination (QE) is used to simplify constrained optimization problems (Anai et al., 2006). Other examples of nature inspired algorithms include firefly algorithm (FA) (Abdullah et al., 2013b,a) and artificial bee colony (ABC) algorithm (Chong et al., 2014). Neural networks are becoming popular especially due to multi-layer deep learning methods. Other works which are concerned with problems of traditional neural networks consider training, overfitting, and smoothing as a mean value approximation (Matsubara et al., 2006; Chou and Voit, 2009; Ali et al., 2015; Berrones et al., 2016). Parallel implementation of scatter search for large scale systems are devised in (Villaverde et al., 2012; Penas et al., 2017).

**Table 8.** Coverage of parameter estimation methods for BRNs.

	Tasks				Measures				Bayesian methods				Monte Carlo				Kalman filter				Model fitting				XLR			
	identifi., observab., reachability	optimum experiment design	bifurcation analysis	inference, identification	sensitivity analysis	confidence/credible intervals	Akaike/Fisher/mutual info.	entropy	sum of squared errors	MAP, ML, likelihood	approximate Bayesian comput.	expectation-maximization	variational Bayesian inference	MCMC	Metropol./import. sampling	sequential MC, particle filters	Kalman filter	extended Kalman filter	unscented Kalman filter	LS and regression	genetic algorithms	optimization programming	simulated annealing	differential evolution	scatter, tabu, cuckoo search	particle swarm optimization	other algorithms	mach./deep/transf. learning
# papers	149	61	9	288	81	63	68	50	21	233	30	57	33	82	78	77	87	53	30	110	77	191	97	83	113	40	56	45

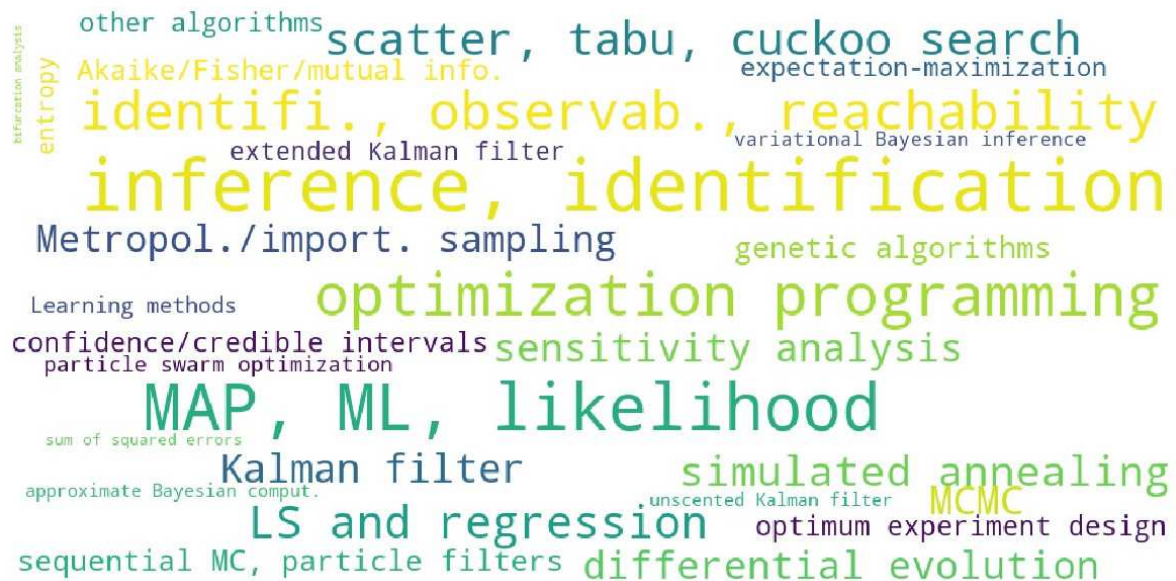
Benefits of individual optimization methods can be exploited by adaptively combining different algorithms. For instance, DE is combined with tabu search in (Srinath and Gunawan, 2010), and another hybrid DE method is considered in (Liu and Wang, 2008b). Genetic programming and PSO are combined in (Nobile et al., 2013) whereas fuzzy logic based PSO is developed in (Nobile et al., 2016). Regularization, pruning and continuous genetic algorithm (CGA) are combined in (Liu et al., 2012).

Machine learning (MLR) methods can be very effective provided that there are enough training data drawn from some fixed distribution (Pan and Yang, 2010). If there is not enough labeled data, or the generating distribution changes, transfer learning (TLR) can exploit data from multiple domains (Pan and Yang, 2010; Azab et al., 2018; Weiss et al., 2016). A primer on MLR and deep learning (DLR) methods for biological networks is provided in (Camacho et al., 2018).

A survey of 5 estimation tasks and 23 estimation methods for BRNs considered in references cited in this paper is provided in supplementary Table S13. This table is summarized in Table 8 for convenience, and the corresponding word cloud is shown in Figure 3. All cited references consider some parameter estimation or identification task, since this was the primary objective of our paper. Other common tasks in literature appear to be model identifiability, parameter observability, and reachability analysis. Information theoretic measures are used relatively often as alternative to probabilistic measures in order to define rigorous inference problems. Parameter identification by model fitting appears to be the most common strategy in literature. Bayesian analysis which accounts for prior and posterior statistical distributions of parameters is often performed numerically using MCMC and other statistical sampling methods.

In order to view a timeline of interest in different parameter estimation methods, Table 9 contains the number of cited papers concerning estimation tasks and methods in given years. As for methods in Table 4, the number of selected references peaked in 2014. However, we can again observe increasing interest in parameter estimation problems for BRNs over past decade. This shows that parameter estimation strategies are closely related to modeling strategies as discussed previously. Moreover, from Table 6, we can observe that the largest number of research theses involving parameter estimation problems in BRNs were again produced in 2014.





**Figure 3.** A word cloud visualizing the level of interest in different parameter estimation methods in BRNs.

**Table 9.** Number of papers concerning estimation tasks and methods for BRNs in given years.

Year	Tasks										Measures					Bayesian methods					Monte Carlo			Kalman filter			Model fitting					XLR												
	identifi.	observab.	reachability	optimum	experiment	design	bifurcation	analysis	inference	identification	sensitivity	analysis	confidence/credible	intervals	Akaike/Fisher/mutual	info.	entropy	sum of squared	errors	MAP, ML, likelihood	approximate Bayesian	comput.	expectation-maximization	variational Bayesian	inference	MCMC	Metropol./import.	sampling	sequential MC,	particle filters	Kalman filter	extended Kalman filter	unscented Kalman filter	LS and regression	genetic algorithms	optimization programming	simulated annealing	differential evolution	scatter, tabu, cuckoo search	particle swarm optimization	other algorithms	mach./deep/transf.	learning	
2005	3	2	.	7	1	1	1	.	.	3	.	.	.	2	2	1	2	.	.	1	1	3	1	1	.	.	.	.	.	1	3	1	1	.	.	.	.	.	.	.	.	.	.	
2006	6	1	.	10	1	4	2	.	2	7	.	1	1	.	.	.	.	.	.	4	3	4	4	6	1	.	2	1	.	.	.	4	3	4	4	6	1	.	2	1	.	1		
2007	2	2	1	8	1	2	1	.	2	5	.	.	.	1	1	2	2	1	1	4	4	5	4	3	1	1	2	2	.	.	.	4	4	5	4	3	1	1	2	2	.	2		
2008	3	3	.	9	1	1	1	.	1	6	.	2	.	1	1	1	2	1	1	5	3	7	3	5	4	.	2	1	.	.	.	5	3	7	3	5	4	.	2	1	.	1		
2009	8	4	1	13	4	4	4	2	1	11	1	.	2	3	3	2	4	1	2	7	8	9	7	7	6	3	4	1	.	.	.	7	8	9	7	7	6	3	4	1	.	1		
2010	13	5	.	22	8	4	8	3	2	18	3	4	2	5	8	6	5	3	1	7	7	16	10	8	6	2	3	3	.	.	.	7	7	16	10	8	6	2	3	3	.	3		
2011	9	5	.	18	6	3	2	1	.	15	1	4	2	6	7	4	4	4	2	4	4	11	6	4	6	2	2	.	.	.	4	4	11	6	4	6	2	2	.	.	.			
2012	14	7	3	25	10	5	10	6	.	21	2	9	3	8	12	9	5	2	2	11	8	17	10	10	12	4	7	4	.	.	.	8	17	10	10	12	4	7	4	.	4			
2013	19	6	2	30	11	6	11	8	3	28	3	4	4	12	6	10	14	11	2	14	12	21	9	7	15	10	7	8	.	.	.	14	11	2	14	12	21	9	7	15	10	7	8	
2014	27	12	1	45	13	17	12	10	4	40	6	14	10	20	14	19	19	12	8	21	11	27	15	9	18	5	10	8	.	.	.	19	19	12	8	21	11	27	15	9	18	5	10	8
2015	16	3	.	27	8	4	3	4	1	22	5	8	1	9	7	10	13	8	7	11	4	19	7	4	8	3	4	3	.	.	.	10	13	8	7	11	4	19	7	4	8	3	4	3
2016	12	2	1	27	9	5	5	4	3	23	3	4	1	7	6	4	8	4	1	10	6	17	9	8	13	6	6	7	.	.	.	4	8	4	1	10	6	17	9	8	13	6	6	7
2017	10	7	.	23	7	6	4	5	2	15	3	3	5	4	5	3	4	2	1	6	3	19	7	8	15	4	5	2	.	.	.	3	19	7	8	15	4	5	2	.	2			
2018	7	2	.	19	1	1	4	7	.	16	3	3	1	4	5	6	3	2	2	4	2	12	4	2	7	.	2	4	.	.	.	2	4	2	12	4	2	7	.	2	4	.	4	

## 6 CHOICES OF MODELS AND METHODS FOR PARAMETER ESTIMATION IN BRNS

We now evaluate what BRN models are preferred for different parameter estimation strategies, and also to explore what parameter estimation methods are assumed in different parameter

estimation tasks. Dots in tables represent zero counts to improve readability. The models, estimation tasks and estimation methods considered are the same as in Table 3 and Table 8, respectively.

Table 10 shows the number of papers concerning given BRN model and given estimation strategy where we excluded papers which were deemed to only marginally consider given combination of model and task or method. We can observe that the parameter inference task has been considered for all models of BRNs, however, some models have been investigated much more than others. The most popular models for parameter inference and other related tasks are generally models involving differential equations, Markov processes, and state space representations. The second most popular group of models for parameter estimation include S-system and polynomial models, and moment closure and linear noise approximations.

Sensitivity analysis, using information theoretic measures and evaluation of confidence and credible intervals have been considered for most BRN models. Moreover, sensitivity analysis has somewhat similar distribution of models as parameter inference, except the latter shows about ten times larger levels of interest. In some cases, sensitivity analysis is combined with bifurcation analysis, so the latter is not referred to explicitly in papers. Optimum experiment design has been assumed for several models, but there seems to be no clear model preference. Sum of squares measure is likely quit underestimated in Table 10, since it is often assumed without explicit reference.

Probabilistic MAP and ML measures have been assumed for all models. In many cases, the corresponding inference tasks involve prior and posterior distributions and probabilities, and parameter likelihoods. Variational Bayesian and ABC methods are mostly used with Markov processes, since this is where they were originally developed whereas Markov processes are derived from differential equations. The EM method is mostly used with differential equations. The MC based sampling methods including particle filters are important for practical implementation of Bayesian inference strategies. However, these methods were rarely used with less popular BRN models. Similar comments can be made about Kalman filtering, LS regression, and most data fitting methods considered. The PSO method has been mainly considered for differential equation models, and to some extent also for several other models. There are several BRN models which are not assumed with inference strategies within other algorithms such as neural networks.

Statistical learning methods including MLR, DLR and TLR are still used sporadically, compared to other methods discussed so far. Consequently, it is still difficult to identify preferred models of BRNs in literature for statistical learning algorithms. Statistical learning requires enough training data as well as some level of time invariance in order to find generalized descriptions of systems to make predictions from data. However, as interest in applications of MLR techniques is growing and the efficiency of learning from data improves, it will also affect suitability of MLR techniques for different models of BRNs.

Another interesting viewpoint is to assess what inference methods are used with different inference tasks. The numbers of cited papers for given combinations of inference tasks and inference methods are provided in Table 11. With one exception, there is at least one paper for each such combination, however, the level of interest appears to vary considerably. In particular, the largest number of papers for all inference tasks considered assume Bayesian analysis and

**Table 10.** Adjusted number of papers concerning given methods with different models of BRNs.

		Tasks			Measures			Bayesian methods			Monte Carlo	Kalman filter			Model fitting			XLR											
		identifi., observab., reachability	optimum experiment design	bifurcation analysis	inference, identification	sensitivity analysis	confidence/credible intervals	Akaike/Fisher/mutual info.	entropy	sum of squared errors	MAP, ML, likelihood	approximate Bayesian comput.	expectation-maximization	variational Bayesian inference	MCMC	Metropol./import. sampling	sequential MC, particle filters	Kalman filter	extended Kalman filter	unscented Kalman filter	LS and regression	genetic algorithms	optimization programming	simulated annealing	differential evolution	scatter, tabu, cuckoo search	particle swarm optimization	other algorithms	mach./deep/transf. learning
Physical laws	kinetic rate laws	3	2	.	10	3	1	.	2	.	6	1	.	1	1	.	2	2	2	3	2	4	1	3	3	1	2	.	
	mass action kinetics	7	2	.	19	2	1	.	2	1	11	.	3	2	4	1	.	.	.	4	2	4	2	3	2	1	2	.	
	mechanistic models	5	.	.	15	2	5	1	1	1	12	3	3	.	3	1	3	1	1	.	2	1	4	2	2	2	2	1	
Random processes	Markov process	22	3	1	99	10	11	8	9	1	85	15	7	7	49	30	27	11	4	3	16	3	12	5	3	7	.	3	4
	Poisson process	6	2	1	22	4	2	3	6	1	17	2	3	4	12	9	4	2	.	.	4	2	4	.	1	3	.	1	.
	birth-death process	3	1	.	9	1	1	.	1	.	8	.	1	2	3	2	1	.	.	.	.	.	.	.	1	.	.	.	
Mathematical models	telegraph process	.	.	.	2	.	.	.	.	.	1	.	.	1	.	.	.	.	.	.	.	.	.	.	1	.	.	.	
	state space representation	16	5	1	53	7	4	5	6	1	45	5	5	3	15	13	14	15	7	7	7	2	8	3	1	5	.	2	2
	ODEs, PDEs, SDEs, DDEs	43	8	1	132	16	15	12	8	3	90	8	14	6	32	16	20	19	12	9	19	8	25	11	15	14	9	7	3
Interaction models	rational model	4	.	.	6	2	2	1	.	.	5	2	1	.	2	2	4	1	1	1	2	1	3	3	1	1	.	1	2
	differential algebraic equations	4	1	.	6	1	1	.	.	.	4	1	.	.	.	1	.	1	.	.	3	3	3	2	2	.	1	.	
	tensor representation	3	2	.	4	2	1	1	1	.	3	.	.	.	.	.	.	1	1	1	1	.	.	1	.	.	1	.	
CME based models	S-system model	4	2	1	25	3	2	1	2	.	9	.	2	2	2	1	.	3	3	2	11	5	6	3	7	.	2	2	.
	polynomial model	10	3	1	25	5	4	2	3	1	12	1	2	2	5	4	1	2	1	2	8	2	11	.	2	1	.	2	.
	manifold map	3	.	.	7	2	1	.	1	.	6	3	2	.	3	2	4	3	2	2	4	.	.	1	.	1	.	2	2
CME based models	Petri nets	1	.	1	3	2	.	1	2	.	2	.	1	.	1	1	.	.	.	1	1	1	.	.	.	.	1	.	
	Boolean networks	2	.	1	2	1	1	2	1	.	2	.	1	.	1	1	1	.	.	.	2	1	2	.	1	.	.	1	.
	neural networks	3	.	.	9	3	1	1	2	.	5	1	1	.	1	1	1	3	3	3	5	2	2	2	1	1	1	9	3
CME based models	agent based models	2	.	1	9	2	1	1	2	.	7	1	2	.	3	3	5	2	.	.	1	2	3	2	.	2	.	1	.
	Langevin equation	4	1	.	17	4	2	2	3	1	15	.	.	3	9	8	4	3	1	.	.	.	2	1	.	3	.	1	.
	Fokker-Planck equation	5	2	.	11	1	2	2	2	1	9	.	.	4	4	2	1	1	.	.	.	1	.	.	3	.	.	.	.
CME based models	reaction rate equation	3	1	.	3	1	1	1	.	.	3	.	.	.	2	1	.	1	.	.	.	1	.	.	2	.	.	.	.
	moment closure	8	.	.	24	4	1	3	5	2	17	1	1	4	5	2	3	2	1	.	1	.	2	.	.	5	.	1	1
	linear noise approximation	10	1	.	29	6	3	4	4	2	25	2	2	1	12	5	6	2	.	.	1	.	.	.	1	5	.	1	.
CME based models	system size expansion	2	1	.	4	1	1	.	1	2	4	.	1	1	2	.	.	.	.	.	.	.	.	.	1	.	.	.	.

methods for model fitting to data. On the other hand, sum of squared errors, unscented Kalman filter (UKF), and PSO method are generally least assumed in the papers cited. As discussed, sum of squared errors is used often, but rarely mentioned explicitly whereas UKF and PSO methods are usually rather difficult to implement.

Assuming Table 11, we can also compare the levels of interest for two or more methods across different inference tasks. For example, EM and MCMC methods are used equally often for sensitivity analysis whereas MCMC is preferred over EM for identifiability task. Also, LS and regression methods are always preferred over Kalman filtering due to implementation complexity. Interestingly, machine learning methods appear to be considered more often than ABC, variational Bayesian inference, UKF, and PSO methods, but comparably often to EKF.

## 6.1 Future research problems

Tables 10 and 11 can be used as guidelines to define new problems which have not been sufficiently investigated in literature. We can use data in Table 3 and Table 8 to identify such cases in Table 10 where we excluded papers not clearly investigating given model and task or

**Table 11.** Number of papers concerning given tasks and different estimation methods for BRNs.

		Measures				Bayesian methods				Monte Carlo				Kalman filter				Model fitting								XLR																																																																			
		confidence/credible intervals				Akaike/Fisher/mutual info.				entropy				sum of squared errors				MAP, ML, likelihood				approximate Bayesian comput.				expectation-maximization				variational Bayesian inference				MCMC				Metropol./import. sampling				sequential MC, particle filters				Kalman filter				extended Kalman filter				unscented Kalman filter				LS and regression				genetic algorithms				optimization programming				simulated annealing				differential evolution				searches				particle swarm optimiz.				other algorithms				mach./deep/transf. learning			
Tasks	identifi., observab., reachability	44	54	28	10	131	20	25	21	45	37	43	49	27	15	71	42	96	56	45	60	19	23	26																																																																					
	bifurcation analysis	16	15	15	9	55	10	17	11	25	24	23	16	8	4	27	21	48	30	16	25	10	11	9																																																																					
	optimum experiment	4	7	3	2	9	.	4	2	2	3	2	3	1	1	5	4	7	4	5	4	2	5	3																																																																					
	inference, identification	63	68	50	21	233	30	57	33	82	78	77	87	53	30	110	77	191	97	83	113	40	56	45																																																																					
	sensitivity analysis	25	36	19	6	71	13	24	15	22	21	27	28	17	12	44	28	63	37	29	35	13	14	16																																																																					

method. We can separate models, tasks and methods into groups having smaller and larger levels of interests. There are certainly research opportunities where the number of papers in all dimensions is small. However, it is more convenient to enumerate problems which have already been well investigated in literature. Such cases of paper counts being equal to or larger than 5 are highlighted in Table 10 using boldface, and they include:

1. identification and inference tasks with Markov processes, state space representation, differential equations, polynomial function, S-system, Langevin and Fokker-Planck equations, and CME approximation models; and
2. most inference methods with Markov processes, state space representation, and differential equation models; and
3. some inference methods with Poisson process, S-system, polynomial function, Langevin equation, and CME approximation models; and
4. Bayesian methods with MAP and ML inferences with most models considered; and
5. LS regression and optimization programming mainly with Markov processes, state space representation, differential equation, S-system and polynomial models; and
6. search methods with Markov processes, state space representation, differential equations, and CME approximation models.

Furthermore, bifurcation analysis appears to be the least considered task for all models. In many papers, bifurcation analysis may not be referred to explicitly, but performed as part of sensitivity analysis. Similar comments can be made about a sum of squared errors method. From Table 10, also machine learning methods have been considered sporadically and only for some BRN models to solve inference problems. Comparing machine learning methods with conventional methods of statistical inference may be one of the most interesting research avenues in near future. It is likely that machine learning is more beneficial for some models, depending on availability of observations and training data. In addition, we can observe from Table 11 that optimum experiment design is underrepresented in comparison to other inference tasks.

We can also point out other research opportunities which are not immediately apparent from the tables presented in previous sections. In particular, there are other types of inference algorithms and strategies than those listed e.g. in Table 10. For instance, minimum mean square error (MMSE) estimator is only discussed in reference (Koepl et al., 2012). Since estimation errors may have different distributions depending on BRN model considered, generalized linear regression (GLR) can be assumed as a simple, universal and yet powerful statistical learning technique. The GLR method has not been investigated comprehensively in literature to make inferences in BRNs. In addition, also distributions can be inferred from observations Atitey et al. (2018b). Knowledge of distributions greatly affects available choices of estimators and their performance. Another unexplored strategy is compressive sensing (CS) which exploits sparsity of parameter space in some transform domain. Among machine learning methods, transfer learning has not been used for inferences in BRNs in order to exploit increasing availability of omics data (Weiss et al., 2016).

Furthermore, vast majority of inference problems in literature assume well-stirred models of BRNs with reactions dependent solely on species concentrations, but not species spatial distributions. Assuming spatially resolved models of BRNs with diffusion and other means of molecule transport through complex fluids is a rather realistic assumption. Such models are usually described by RDME (Lötstedt, 2018). Moreover, in many BRNs, the reaction rates can be time varying. Inference of time varying parameters in models of BRNs have not been explicitly considered in literature.

Most inference problems in literature assume simple models of measurements such as obtaining noisy concentrations at discrete time instances. In order to increase the sensitivity of measurements, observations are often integrated in time (Folia and Rattray, 2018). Such data transformations representing various measurement techniques cannot be ignored when devising inference strategies as well as optimum experiment design for BRNs. Since observations may affect biological processes, the number and duration of observations should be minimized in space and also in time. In addition, measurement noise is often (but not always) assumed to be independent of species concentrations and Gaussian distributed. In realistic experiments, measurement noises can be correlated in time, among other measurements, and dependent on reaction rates as well as concentrations of species. It would be very useful to report statistical properties of different measurement techniques in different lab experiments. Having such statistical models of measurement noises can considerably improves efficiency and accuracy of different inference methods in BRNs.

More generally, performance of various inference strategies is greatly dependent on the structure, parameter values as well as initial state of BRN considered. These aspects were mainly taken into consideration to optimize data fitting methods, but much less for other statistical parameter inference strategies. There is a trade-off to mechanistically employ universal inference methods against specializing these methods to specific scenarios of BRNs. The latter approach may improve the performance and efficiency of inference at the cost of increased implementation complexity. A useful area of research would be to combine and jointly consider model simplification strategies as in (Eghtesadi and Mcauley, 2014) with parameter estimation strategies. However, it is important to test and validate all devised inference algorithms. In some papers, inference algorithms are tested on multiple data sets, but general methodology to test and validate these algorithms for case of BRNs have not been presented in literature. It is also

useful to separate inference concepts and strategies from their implementations, for example, Bayesian inference can be implemented using stochastic sampling, ABC, variational inference, EM and other methods. Many papers on inferences in BRNs are concerned with implementation aspects rather than concepts.

Finally, let's not forget that the ultimate goal of statistical inferences in models of BRNs is to elucidate understanding of *in vivo* and *in vitro* biological systems. This is primarily dependent on having accurate models of these systems including knowing values of their parameters. As experimental techniques improve, new observation data from experiments will stimulate development of new biological models, and thus, there will be also need for new inference methods and strategies in future.

## 7 CONCLUSIONS

The aim of this review paper was to explore how various inference tasks and methods are used with different models of BRNs. Dependency between tasks, methods and models were captured in tables containing counts of relevant papers among almost 300 cited references. More detailed results can be found in supplementary tables including a list of many cited references with links to their citations in Google Scholar. Basic concepts of modeling and parameter inference for BRNs were discussed. In order to facilitate understanding of inference methods used for BRNs, a survey of parameter estimation strategies for general systems was also included.

Common models of BRNs and inference tasks and methods were identified by text mining all cited papers. The text mining was accomplished partly manually and partly it was automated using text processing scripts. Such automation is indispensable when dealing with large number of references as is the case in our paper. For convenience, both models and methods were presented in several groups. Most common models for BRNs in literature assume mass action kinetics, Markov processes, state space representation, and differential equations. Less common but still popular are kinetic rate law, mechanistic, Poisson process, polynomial and rational function, S-system, Langevin equation, and CME based approximation models.

Several previously published review papers concerning inferences in BRNs were outlined. Relevant research theses from past decade were also listed, since these works tend to contain comprehensive literature surveys and tutorial style explanations. We observed that the most common inference tasks are concerned with identifiability, parameter inference and sensitivity analysis. The most common inference methods are Bayesian analysis using MAP and ML estimators, MC sampling techniques, LS, and evolutionary algorithms for data fitting, especially optimization programming, simulated annealing, and scatter and other searches. Main references concerning evolutionary algorithms were summarized.

In the last part of the paper, the levels of interest in different inference tasks and methods for given BRN models were assessed. This allowed us to identify inference problems in BRNs which were most often considered in literature. The references cited in this paper show that the interest in inference problems in BRNs peaked in year 2014. However, it is likely that the current interest in machine learning methods, progress in experimental techniques, and availability of omics data will stimulate new developments in modeling and parameter inference for BRNs.

ABC: approximate Bayesian computation, artificial bee colony; ABM: agent based model; AKF: augmented Kalman filter; AR: alternating regression; BLUE: best linear unbiased; CCA: canonical correlation analysis; CDIS: conditional density importance sampling; CGA: continuous genetic algorithm; CLE: chemical Langevin equation; CME: chemical master equation; CRO: chemical reaction optimization; CS: compressive sensing; CTMC: continuous time Markov chain; CTMP: continuous time Markov process; DE: differential evolution; DLR: deep learning; EKF: extended Kalman filter; EM: expectation-maximization; EP: expectation propagation; FA: firefly algorithm; FDM: finite differences method; GLR: generalized linear regression; GLR: generalized linear regression; GP: genetic programming; HDL: hardware description language; KF: Kalman filter; LFM: linear fractional model; LNA: linear noise approximation; LS: least squares; MAP: maximum a posterior; MC: Monte Carlo; MCEM: MC expectation-maximization; MCMC: MC Markov Chain; MES: maximum entropy sampling; ML: maximum likelihood; MLR: machine learning; MM: method of moments; MMSE: minimum mean square error; MVUB: minimum variance unbiased; NLP: non-linear programming; NLSQ: non-linear least squares; ODE: ordinary differential equation; PDF: portable document format, probability density function; PMC: population Monte Carlo; PSO: particle swarm optimization; QE: quasi-equilibrium; QSS: quasi-steady state; RDME: reaction-diffusion master equation; RRE: reaction rate equation; SA: simulated annealing; SMC: sequential Monte Carlo; SMCMC: sequential Markov chain Monte Carlo; SS: scatter search; SSE: sum of squared errors, system size expansion; TLR: transfer learning; UKF: unscented Kalman filter

## REFERENCES

- Abdullah, A., Deris, S., Anwar, S., and Arjunan, S. N. V. (2013a). An evolutionary firefly algorithm for the estimation of nonlinear biological model parameters. *PLOS One* 8, 3/e56310. doi:10.1371/journal.pone.0056310
- Abdullah, A., Deris, S., Mohamad, M. S., and Anwar, S. (2013b). An improved swarm optimization for parameter estimation and biological model selection. *PLOS One* 8, 4/e61258. doi:10.1371/journal.pone.0061258
- Abdullah, A., Deris, S., Mohamad, M. S., and Hashim, S. Z. M. (2013c). A new particle swarm evolutionary optimization for parameter estimation of biological models. *IJCISIM* 5, 571–580
- Alberton, K. P. F., Alberton, A. L., Maggio, J. A. D., Díaz, M. S., and Secchi, A. R. (2013). Accelerating the parameters identifiability procedure: Set by set selection. *Comput. Chem. Eng.* 55, 181–197. doi:10.1016/j.compchemeng.2013.04.014
- Ale, A., Kirk, P., and Stumpf, M. P. H. (2013). A general moment expansion method for stochastic kinetic models. *Chem. Phys.* 138, 1–12. doi:10.1063/1.4802475
- Ali, J. M., Hoang, N. H., Hussain, M. A., and Dochain, D. (2015). Review and classification of recent observers applied in chemical process systems. *Comput. Chem. Eng.* 76, 27–41. doi:10.1016/j.compchemeng.2015.01.019
- Amrein, M. and Künsch, H. R. (2012). Rate estimation in partially observed Markov jump processes with measurement errors. *Stat. Comput.* 22, 513–526. doi:10.1007/s11222-011-9244-1
- Anai, H., Orii, S., and Horimoto, K. (2006). Symbolic-numeric estimation of parameters in biochemical models by quantifier elimination. *Bioinform. Comput. Biol.* 4, 1097–1117. doi:10.1142/S0219720006002351
- Andreychenko, A. (2014). Model reconstruction for moment-based stochastic chemical kinetics. ArXiv:1410.3177v1 [math.NA]
- Andreychenko, A., Mikeev, L., Spieler, D., and Wolf, V. (2011). Parameter identification for Markov models of biochemical reactions. ArXiv:1102.2819v1 [q-bio.QM]



- Andreychenko, A., Mikeev, L., Spieler, D., and Wolf, V. (2012). Approximate maximum likelihood estimation for stochastic chemical kinetics. *EURASIP J. Bioinf. Sys. Biol.* 2012. doi:10.1186/1687-4153-2012-9
- Andrieu, C., Doucet, A., and Holenstein, R. (2010). Particle Markov chain Monte Carlo methods. *J. R. Statist. Soc. B* 72, 269–342. doi:10.1111/j.1467-9868.2009.00736.x
- Angius, A. and Horváth, A. (2011). The Monte Carlo EM method for the parameter estimation of biological models. *El. Notes Theor. Comp. Sci.* 275, 23–36. doi:10.1016/j.entcs.2011.09.003
- Arnold, A., Calvetti, D., and Somersalo, E. (2014). Parameter estimation for stiff deterministic dynamical systems via ensemble Kalman filter. *Inv. Prob.* 30. doi:10.1088/0266-5611/30/10/105008
- Ashyraliyev, M., Fomekong, Y., Nanfack, Kaandorp, J. A., and Blom, J. G. (2009). Systems biology: Parameter estimation for biochemical models. *FEBS J.* 276, 886–902. doi:10.1111/j.1742-4658.2008.06844.x
- Atitey, K., Loskot, P., and Rees, P. (2018a). Determining transcription rates yielding steady state production of mRNA in the lac genetic switch of Escherichia coli. *Comput. Biol.* 25, 1023–1039. doi:10.1089/cmb.2018.0055
- Atitey, K., Loskot, P., and Rees, P. (2018b). Inferring distributions from observed mRNA and protein copy counts in genetic circuits. *Biomed. Phy. Eng. Express* 5, 015022. doi:10.1088/2057-1976/aaef5c
- Atitey, K., Loskot, P., and Rees, P. (2019). Elucidating effects of reaction rates on dynamics of the lac circuit in Escherichia coli. *Biosyst.* 175, 1–10. doi:10.1016/j.biosystems.2018.11.003
- Azab, A. M., Toth, J., Mihaylova, L. S., and Arvaneh, M. (2018). A review on transfer learning approaches in brain-computer interface. In *Signal Processing and Machine Learning for Brain-Machine Interfaces*, eds. T. Tanaka and M. Arvaneh (IET). 81–98
- Babtie, A. C. and Stumpf, M. P. H. (2017). How to deal with parameters for whole-cell modelling. *J. R. Soc. Interface* 14. doi:10.1098/rsif.2017.0237
- Backenköhler, M., Bortolussi, L., and Wolf, V. (2016). *Generalized Method of Moments for Stochastic Reaction Networks in Equilibrium* (LNBI 9859), chap. CMSB 2016. 15–29. doi:10.1007/978-3-319-45177-02
- Backenköhler, M., Bortolussi, L., and Wolf, V. (2018). Moment-based parameter estimation for stochastic reaction networks in equilibrium. *IEEE Trans. Comp. Biol. Bioinf.* 15, 1180–1192. doi:10.1109/TCBB.2017.2775219
- Baker, S. M., Poskar, C. H., and Junker, B. H. (2011). Unscented Kalman filter with parameter identifiability analysis for the estimation of multiple parameters in kinetic models. *EURASIP Bioinf. Sys. Biol.* 2011. doi:10.1186/1687-4153-2011-7
- Baker, S. M., Poskar, C. H., Schreiber, F., and Junker, B. H. (2013). An improved constraint filtering technique for inferring hidden states and parameters of a biological model. *Bioinf.* 29, 1052–1059. doi:10.1093/bioinformatics/btt097
- Baker, S. M., Poskar, C. H., Schreiber, F., and Junker, B. H. (2015). A unified framework for estimating parameters of kinetic biological models. *BMC Bioinf.* 16. doi:10.1186/s12859-015-0500-9
- Baker, S. M., Schallau, K., and Junker, B. H. (133, 2010). Comparison of different algorithms for simultaneous estimation of multiple parameters in kinetic metabolic models. *Integr. Bioinf.* 7. doi:10.2390/biecoll-jib-2010-133

- Balsa-Canto, E., Peifer, M., Banga, J. R., Timmer, J., and Fleck, C. (2008). Hybrid optimization method with general switching strategy for parameter estimation. *BMC Sys. Biol.* 2. doi:10.1186/1752-0509-2-26
- Banga, J. R. and Canto, E. B. (2008). Parameter estimation and optimal experimental design. *Essays In Biochemistry* 45, 195–210. doi:10.1042/bse0450195
- Barnes, C. P., Silk, D., and Stumpf, M. P. H. (2011). Bayesian design strategies for synthetic biology. *Interface Focus* 1, 895–908. doi:10.1098/rsfs.2011.0056
- Bayer, C., Moraes, A., Tempone, R., and Vilanova, P. (2015). An efficient forward-reverse expectation-maximization algorithm for statistical inference in stochastic reaction networks. ArXiv:1504.04155v1 [math.NA]
- Berrones, A., Jiménez, E., Alcorta-García, M. A., Almaguer, F.-J., and na, B. P. (2016). Parameter inference of general nonlinear dynamical models of gene regulatory networks from small and noisy time series. *Neurocomputing* 175, 555–563. doi:10.1016/j.neucom.2015.10.095
- Besozzi, D., Cazzaniga, P., Pescini, G. M. D., and Vanneschi, L. (2009). *A Comparison of Genetic Algorithms And Particle Swarm Optimization for Parameter Estimation in Stochastic Biochemical Systems* (Springer, Berlin), chap. EvoBIO. 116–127. doi:10.1007/978-3-642-01184-9\_11
- Bhaskar, H., Mihaylova, L., and Achim, A. (2010). Video foreground detection based on symmetric alpha-stable mixture models. *IEEE Trans. Circ. Systems Video Technol.* 20, 1133–1138. doi:10.1109/TCSVT.2010.2051282
- Bogomolov, S., Henzinger, T. A., Podelski, A., Ruess, J., and Schilling, C. (2015). *Adaptive Moment Closure for Parameter Inference of Biochemical Reaction Networks* (Springer, Cham), chap. CMSB 2015. 77–89. doi:10.1007/978-3-319-23401-4\_8
- Bouraoui, I., Farza, M., Ménard, T., Abdenmour, R. B., M'Saad, M., and Mosrati, H. (2015). Observer design for a class of uncertain nonlinear systems with sampled outputs application to the estimation of kinetic rates in bioreactors. *Automatica* 55, 78–87. doi:10.1016/j.automatica.2015.02.036
- Boys, R. J., Wilkinson, D. J., and Kirkwood, T. B. L. (2008). Bayesian inference for a discretely observed stochastic kinetic model. *Stat. Comput.* 18, 125–135. doi:10.1007/s11222-007-9043-x
- Brim, L., Česka, M., Dražan, S., and Šafránek, D. (2013). On robustness analysis of stochastic biochemical systems by probabilistic model checking. ArXiv:1310.4734v1 [cs.NA]
- Bronstein, L. and Koepl, H. (2017). A variational approach to moment-closure approximations for the kinetics of biomolecular reaction networks. ArXiv:1709.02963v2 [q-bio.QM]
- Bronstein, L., Zechner, C., and Koepl, H. (2015). Bayesian inference of reaction kinetics from single-cell recordings across a heterogeneous cell population. *Methods* 85, 22–35. doi:10.1016/j.ymeth.2015.05.012
- Brunel, N. J.-B., Clairon, Q., and d'Alché Buc, F. (2014). Parametric estimation of ordinary differential equations with orthogonality conditions. *Theory and Met.* 109, 173–185. doi:10.1080/01621459.2013.841583
- Busetto, A. G. and Buhmann, J. M. (2009). Stable Bayesian parameter estimation for biological dynamical systems. In *ICCSE*. 148–157. doi:10.1109/CSE.2009.134
- Camacho, D. M., Collins, K. M., Powers, R. K., Costello, J. C., and Collins, J. J. (2018). Next-generation machine learning for biological networks. *Cell* 173, 1–12. doi:10.1016/j.cell.2018.05.015

- Carmi, A., Mihaylova, L., Gning, A., Gurfil, P., and Godsill, S. (2013). *Markov Chain Monte Carlo Based Autonomous Tracking and Causality Reasoning* (Springer), chap. Advances in Intelligent Signal Processing and Data Mining. 7–53. doi:10.1007/978-3-642-28696-4\_2
- Cazzaniga, P., Nobile, M. S., and Besozzi, D. (2015). The impact of particles initialization in PSO: Parameter estimation as a case in point. In *CIBCB*. 1–8. doi:10.1109/CIBCB.2015.7300288
- Cedersund, G., Samuelsson, O., Ball, G., Tegnér, J., and Gomez-Cabrero, D. (2016). *Optimization in Biology Parameter Estimation And the Associated Optimization Problem* (Springer, Cham), chap. Uncertainty in Biology. 177–197. doi:10.1007/978-3-319-21296-8\_7
- Chen, M., Cao, Y., and Watson, L. T. (2017). Parameter estimation of stochastic models based on limited data. *ACM SIG Bioinf.* 7, 3:1–3:3. doi:10.1145/3183624.3183627
- Chen, X., Särkkä, S., and Godsill, S. J. (2015). A Bayesian particle filtering method for brain source localisation. *Dig. Signal Proces.* 47, 192–204. doi:10.1016/j.dsp.2015.06.007
- Chevaliera, M. W. and Samadb, H. E. (2011). A data-integrated method for analyzing stochastic biochemical networks. *Chem. Phy.* 135. doi:10.1063/1.3664126
- Chong, C. K., Mohamad, M. S., Deris, S., Shamsir, M. S., Chai, L. E., and Choon, Y. W. (2014). Parameter estimation by using an improved bee memory differential evolution algorithm (IBMDE) to simulate biochemical pathways. *Current Bioinf.* 9, 65–75. doi:10.2174/15748936113080990007
- Chong, C. K., Mohamad, M. S., Deris, S., Shamsir, M. S., Choon, Y. W., and Chai, L. E. (2012). Improved differential evolution algorithm for parameter estimation to improve the production of biochemical pathway. *Int. J. AI and Interac. Multimed.* 1, 22–29. doi:10.9781/ijimai.2012.153
- Chou, I.-C., Martens, H., and Voit, E. O. (2006). Parameter estimation in biochemical systems models with alternating regression. *Theor. Biol. Med. Model.* 3. doi:10.1186/1742-4682-3-25
- Chou, I.-C. and Voit, E. O. (2009). Recent developments in parameter estimation and structure identification of biochemical and genomic systems. *Math. Biosci.* 219, 57–83. doi:10.1016/j.mbs.2009.03.002
- Cseke, B., Schnoerr, D., Oppen, M., and Sanguinetti, G. (2016). Expectation propagation for continuous time stochastic processes. ArXiv:1512.06098v2 [stat.ML]
- Dai, Z. and Lai, L. (2010). Differential simulated annealing: A robust and efficient global optimization algorithm for parameter estimation of biological networks. *Mol. BioSyst.* 10, 1385–1392. doi:10.1039/c4mb00100a
- Daigle, B. J., Roh, M. K., Petzold, L. R., and Niemi, J. (2012). Accelerated maximum likelihood parameter estimation for stochastic biochemical systems. *BMC Bioinf.* 13. doi:10.1186/1471-2105-13-68
- Dargatz, C. (2010). *Bayesian Inference for Diffusion Processes with Applications in Life Sciences*. Ph.D. thesis, Ludwig Maximilians Universität München
- Dattner, I. (2015). Optimal rate of direct estimators in systems of ordinary differential equations linear in functions of the parameters. *Electron. J. Statist.* 9, 1939–1973. doi:10.1214/15-EJS1053
- Deng, Z. and Tian, T. (2014). A continuous optimization approach for inferring parameters in mathematical models of regulatory networks. *BMC Bioinf.* 15. doi:10.1186/1471-2105-15-256
- Dey, A., Chakrabarti, K., Gola, K. K., and Sen, S. (2018). A Kalman filter approach for biomolecular systems with noise covariance updating. ArXiv:1712.02150v2 [q-bio.QM]
- Dinh, K. N. and Sidje, R. B. (2017). An application of the krylov-fsp-ssa method to parameter fitting with maximum likelihood. *Phys. Biol.* 14, 065001. doi:10.1088/1478-3975/aa868a

- Dochain, D. (2003). State observers for processes with uncertain kinetics. *Int. J. Control* 76, 1483–1492. doi:10.1080/00207170310001604936
- Doucet, A., Freitas, N., and Gordon, N. (2001). *Sequential Monte Carlo Methods in Practice* (New York: Springer-Verlag)
- Drovandi, C. C., Pettitt, A. N., and Mccutchan, R. A. (2016). Exact and approximate Bayesian inference for low integer-valued time series models with intractable likelihoods. *Bayesian Anal.* 11, 325–352. doi:10.1214/15-BA950
- Eghtesadi, Z. and Mcauley, K. B. (2014). Mean square error based method for parameter ranking and selection to obtain accurate predictions at specified operating conditions. *Ind. Eng. Chem. Res.* 53, 6033–6046. doi:10.1021/ie5002444
- Eisenberg, M. C. and Hayashi, M. A. L. (2014). Determining identifiable parameter combinations using subset profiling. *Math. Biosci.* 256, 116–126. doi:10.1016/j.mbs.2014.08.008
- Emmert-Streib, F., Glazko, G. V., Altay, G., and Simoes, R. D. M. (2012). Statistical inference and reverse engineering of gene regulatory networks from observational expression data. *Front. Genet.* 3. doi:10.3389/fgene.2012.00008
- Engl, H. W., Flamm, C., Kügler, P., Lu, J., Müller, S., and Schuster, P. (2009). Inverse problems in systems biology. *Inverse Problems* 25, 1–51. doi:10.1088/0266-5611/25/12/123014
- Erguler, K. and Stumpf, M. P. H. (2011). Practical limits for reverse engineering of dynamical systems: A statistical analysis of sensitivity and parameter inferability in systems biology models. *Mol. BioSyst.* 7, 1593–1602. doi:10.1039/c0mb00107d
- Fages, F., Gay, S., and Soliman, S. (2015). Inferring reaction systems from ordinary differential equations. *Theor. Comput. Sci.* 599, 64–78. doi:10.1016/j.tcs.2014.07.032
- Famili, I., Mahadevan, R., and Palsson, B. O. (2005). K-cone analysis: Determining all candidate values for kinetic parameters on a network scale. *Biophys.* 88, 1616–1625. doi:10.1529/biophysj.104.050385
- Farina, M., Findeisen, R., Bullinger, E., Bittanti, S., Allgöwer, F., and Wellstead, P. (2006). Results towards identifiability properties of biochemical reaction networks. In *ICDC*. 2104–2109. doi:10.1109/CDC.2006.376925
- Farza, I. B. M., Menard, T., Abdenmour, R. B., and M'Saad, M. (2016). On-line estimation of the reaction rates from sampled measurements in bioreactors. In *IFAC Symp.* vol. 49, 1205–1210. doi:10.1016/j.ifacol.2016.07.375
- Fearnhead, P., Giagos, V., and Sherlock, C. (2014). Inference for reaction networks using the linear noise approximation. *Biomet.* 70, 457–466. doi:10.1111/biom.12152
- Fearnhead, P. and Prangle, D. (2012). Constructing summary statistics for approximate Bayesian computation: Semi-automatic approximate Bayesian computation. *J. R. Statist. Soc. B* 74, 419–474. doi:10.1111/j.1467-9868.2011.01010.x
- Fey, D. and Bullinger, E. (2010). Limiting the parameter search space for dynamic models with rational kinetics using semi-definite programming. In *CAB Symp.* 1–6. doi:10.3182/20100707-3-BE-2012.0088
- Fey, D., Findeisen, R., and Bullinger, E. (2008). Parameter estimation in kinetic reaction models using nonlinear observers is facilitated by model extensions. In *IFAC*. vol. 41, 313–318. doi:10.3182/20080706-5-KR-1001.3521
- Flassig, R. J. (2014). *Statistical Model Identification: Dynamical Processes and Large-Scale Networks in Systems Biology*. Ph.D. thesis, Otto-von-Guericke-Universität Magdeburg

- Folia, M. M. and Rattray, M. (2018). Trajectory inference and parameter estimation in stochastic models with temporally aggregated data. *Stat. Comput.* 28, 1053–1072. doi:10.1007/s11222-017-9779-x
- Fröhlich, F., Hross, S., Theis, F. J., and Hasenauer, J. (2014). *Radial Basis Function Approximations of Bayesian Parameter Posterior Densities for Uncertainty Analysis* (Springer, Cham), chap. CMSB. 73–85. doi:10.1007/978-3-319-12982-2\_6
- Fröhlich, F., Kaltenbacher, B., Theis, F. J., and Hasenauer, J. (2017). Scalable parameter estimation for genomescale biochemical reaction networks. *PLOS Comput. Biol.* 13, e1005331. doi:10.1371/journal.pcbi.1005331
- Fröhlich, F., Thomas, P., Kazeroonian, A., Theis, F. J., Grima, R., and Hasenauer, J. (2016). Inference for stochastic chemical kinetics using moment equations and system size expansion. *PLOS Comput. Biol.* 7. doi:10.1371/journal.pcbi.1005030
- Gábor, A. and Banga, J. R. (2014). *Improved Parameter Estimation in Kinetic Models: Selection And Tuning of Regularization Methods* (Springer, Cham), chap. CMSB. 45–60. doi:10.1007/978-3-319-12982-2\_4
- Gábor, A., Villaverde, A. F., and Banga, J. R. (2017). Parameter identifiability analysis and visualization in large-scale kinetic models of biosystems. *BMC Sys. Biol.* 11. doi:10.1186/s12918-017-0428-y
- Galagali, N. (2016). *Bayesian Inference of Chemical Reaction Networks*. Ph.D. thesis, Massachusetts Inst. Techn.
- Geffen, D., Findeisen, R., Schliemann, M., Allgöwer, F., and Guay, M. (2008). Observability based parameter identifiability for biochemical reaction networks. In *ACC*. 2130–2135. doi:10.1109/ACC.2008.4586807
- Gennemark, P. and Wedelin, D. (2007). Efficient algorithms for ordinary differential equation model identification of biological systems. *IET Syst. Biol.* 1, 120–129. doi:10.1049/iet-syb:20050098
- Georgieva, P., Bouaynaya, N., Silva, F., Mihaylova, L., and Jain, L. C. (2016). A beamformer-particle filter framework for localization of correlated eeg sources. *IEEE J. Biomed. Health Inf.* 20, 880–892. doi:10.1109/JBHI.2015.2413752
- Ghusinga, K. R., Vargas-Garcia, C. A., Lamperski, A., and Singh, A. (2017). Exact lower and upper bounds on stationary moments in stochastic biochemical systems. *Phys. Biol.* 14. doi:10.1088/1478-3975/aa75c6
- Gillespie, C. S. and Golightly, A. (2012). Bayesian inference for the chemical master equation using approximate models. In *WCSB*. 23–26
- Golightly, A., Bradley, E., Lowe, T., and Gillespie, C. S. (2018). Correlated pseudo-marginal schemes for time-discretised stochastic kinetic models. ArXiv:1802.07148v2 [stat.CO]
- Golightly, A., Henderson, D. A., and Sherlock, C. (2012). Efficient particle MCMC for exact inference in stochastic biochemical network models through approximation of expensive likelihoods. Newcastle Univ.
- Golightly, A., Henderson, D. A., and Sherlock, C. (2015). Delayed acceptance particle MCMC for exact inference in stochastic kinetic models. *Stat. Comput.* 25, 1039–1055. doi:10.1007/s11222-014-9469-x
- Golightly, A. and Kypraios, T. (2017). Efficient SMC2 schemes for stochastic kinetic models. *Stat. Comput.* 28, 1215–1230. doi:10.1007/s11222-017-9789-8

- Golightly, A. and Wilkinson, D. J. (2005). Bayesian inference for stochastic kinetic models using a diffusion approximation. *Biomet.* 61, 781–788. doi:10.1111/j.1541-0420.2005.00345.x
- Golightly, A. and Wilkinson, D. J. (2006). Bayesian sequential inference for stochastic kinetic biochemical network models. *Comput. Biol.* 13, 838–851. doi:10.1089/cmb.2006.13.838
- Golightly, A. and Wilkinson, D. J. (2011). Bayesian parameter inference for stochastic biochemical network models using particle Markov Chain Monte Carlo. *Interf. Focus* 1, 807–820. doi:10.1098/rsfs.2011.0047
- Golightly, A. and Wilkinson, D. J. (2014). Bayesian inference for Markov jump processes with informative observations. ArXiv:1409.4362v1 [stat.CO]
- González, J., Vujacčić, I., and Wit, E. (2013). Inferring latent gene regulatory network kinetics. *Stat. Appl. Gen. Mol. Biol.* 12, 109–127. doi:10.1515/sagmb-2012-0006
- Gordon, N., Salmond, D., and Smith, A. (1993). A novel approach to nonlinear/non-Gaussian Bayesian state estimation. *IEE Pro.-F* 140, 107–113. doi:10.1049/ip-f-2.1993.0015
- Goutsias, J. and Jenkinson, G. (2012). Markovian dynamics on complex reaction networks. ArXiv:1205.5524v3 [math-ph]
- Gratie, D.-E., Iancu, B., and Petre, I. (2013). *ODE Analysis of Biological Systems* (Springer, Berlin, Heidelberg), chap. Formal Methods for Dynamical Systems. 29–62. doi:10.1007/978-3-642-38874-3\_2
- Guillén-Gosálbez, G., Miró, A., Alves, R., Sorribas, A., and Jiménez, L. (2013). Identification of regulatory structure and kinetic parameters of biochemical networks via mixed-integer dynamic optimization. *BMC Syst. Biol.* 7. doi:10.1186/1752-0509-7-113
- Gupta, A. (2013). *Parameter Estimation in Deterministic And Stochastic Models of Biological Systems*. Ph.D. thesis, Univ. Wisconsin-Madison
- Gupta, A. and Rawlings, J. B. (2014). Comparison of parameter estimation methods in stochastic chemical kinetic models: Examples in systems biology. *AIChE* 60, 1253–1268. doi:10.1002/aic.14409
- Hagen, D. R., White, J. K., and Tidor, B. (2013). Convergence in parameters and predictions using computational experimental design. *Interf. Focus* 3. doi:10.1098/rsfs.2013.0008
- Hasenauer, J. (2013). *Modeling And Parameter Estimation for Heterogeneous Cell Populations*. Ph.D. thesis, Univ. Stuttgart
- Hasenauer, J., Waldherr, S., Wagner, K., and Allgöwer, F. (2010). Parameter identification, experimental design and model falsification for biological network models using semidenite programming. *IET Syst. Biol.* 4, 119–130. doi:10.1049/iet-syb.2009.0030
- He, J., Sosonkina, M., Shaffer, C. A., Tyson, J. J., Watson, L. T., and Zwolak, J. W. (2004). A hierarchical parallel scheme for global parameter estimation in systems biology. In *Paral. Distr. Comput. Symp.* 42–50. doi:10.1109/IPDPS.2004.1302958
- Hussain, F. (2016). *Techniques for Automated Parameter Estimation in Computational Models of Probabilistic Systems*. Ph.D. thesis, Univ. Central Florida
- Hussain, F., Langmead, C. J., Mi, Q., Dutta-Moscato, J., Vodovotz, Y., and Jha, S. K. (2015). Automated parameter estimation for biological models using Bayesian statistical model checking. *BMC Bioinf.* 16, PMC4674867. doi:10.1186/1471-2105-16-S17-S8
- Iwata, M., Sriyudthsak, K., Hirai, M. Y., and Shiraishi, F. (2014). Estimation of kinetic parameters in an S-system equation model for a metabolic reaction system using the Newton-Raphson method. *Math. Biosci.* 248, 11–21. doi:10.1016/j.mbs.2013.11.002

- J. O. Ramsay, D. C., G. Hooker and Cao, J. (2007). Parameter estimation for differential equations: A generalized smoothing approach. *J. R. Statist. Soc. B* 69, 741–796. doi:10.1111/j.1467-9868.2007.00610.x
- Jagiella, N., Rickert, D., Theis, F. J., and Hasenauer, J. (2017). Parallelization and high-performance computing enables automated statistical inference of multiscale models. *Cell Systems* 4, 194–206. doi:10.1016/j.cels.2016.12.002
- Jaime, M. and Denis, D. (2015). Global observability and detectability analysis of uncertain reaction systems. In *IFAC World Cong.* 1062–1070. doi:10.1080/00207170701636534
- Jang, H., Kim, K.-K. K., Braatz, R. D., Gopaluni, R. B., and Lee, J. H. (2016). Regularized maximum likelihood estimation of sparse stochastic monomolecular biochemical reaction networks. *Comput. Chem. Eng.* 90, 111–120. doi:10.1016/j.compchemeng.2016.03.018
- Jaqaman, K. and Danuser, G. (2006). Linking data to models: Data regression. *Nat. Rev. Mol. Cell Biol.* 7, 813–819. doi:10.1038/nrm2030
- Ji, Z. and Brown, M. (2009). Joint state and parameter estimation for biochemical dynamic pathways with iterative extended Kalman filter: Comparison with dual state and parameter estimation. *Open Aut. Contr. Syst.* 2, 69–77. doi:10.2174/1874444300902010069
- Jia, G., Stephanopoulos, G. N., and Gunawan, R. (2011). Parameter estimation of kinetic models from metabolic profiles: Two-phase dynamic decoupling method. *Syst. Biol.* 27, 1964–1970. doi:10.1093/bioinformatics/btr293
- Joshia, M., Morgenstern, A. S., and Kremling, A. (2006). Exploiting the bootstrap method for quantifying parameter confidence intervals in dynamical systems. *Metab. Eng.* 8, 447–455. doi:10.1016/j.ymben.2006.04.003
- Jr., B. J. D., Roh, M. K., Wheeler, M., Petzold, L. R., and Niemi, J. (2012). Accelerated maximum likelihood estimation for stochastic biochemical systems. *BMC Bioinf.* 13. doi:10.1186/1471-2105-13-68
- Karimi, H. and Mcauley, K. B. (2013). An approximate expectation maximization algorithm for estimating parameters, noise variances, and stochastic disturbance intensities in nonlinear dynamic models. *Ind. Eng. Chem. Res.* 52, 18303–18323. doi:10.1021/ie4023989
- Karimi, H. and Mcauley, K. B. (2014a). An approximate expectation maximisation algorithm for estimating parameters in nonlinear dynamic models with process disturbances. *Can. J. Chem. Eng.* 92, 835–850. doi:10.1002/cjce.21932
- Karimi, H. and Mcauley, K. B. (2014b). A maximum-likelihood method for estimating parameters, stochastic disturbance intensities and measurement noise variances in nonlinear dynamic models with process disturbances. *Comp. Chem. Eng.* 67, 178–198. doi:10.1016/j.compchemeng.2014.04.007
- Karnaukhov, A. V., Karnaukhova, E. V., and Williamson, J. R. (2007). Numerical matrices method for nonlinear system identification and description of dynamics of biochemical reaction networks. *Biophys.* 92, 3459–3473. doi:10.1529/biophysj.106.093344
- Kay, S. M. (1993). *Fundamentals of Statistical Signal Processing: Estimation Theory*, vol. I (Prentice Hall)
- Kay, S. M. (1998). *Fundamentals of Statistical Signal Processing, Volume II: Detection Theory*, vol. II (Prentice Hall)
- Kimura, A., Celani, A., Nagao, H., Stasevich, T., and Nakamura, K. (2015). Estimating cellular parameters through optimization procedures: Elementary principles and applications. *Front. Physiol.* 6. doi:10.3389/fphys.2015.00060

- Klein, L., Mihaylova, L., and Nour-Eddin, E.-F. (2011). Sensor and data fusion: Taxonomy, challenges and applications. In *Handbook on Soft Computing for Video Surveillance*, eds. S. Pal, A. Petrosino, and L. Maddalena (Taylor and Francis). 139–183. doi:10.1201/b11631-7
- Kleinstein, S. H., Bottino, D., Georgieva, A., and Sarangapani, R. (2006). Nonuniform sampling for global optimization of kinetic rate constants in biological pathways. In *Winter Simul. Conf.* 1611–1616. doi:10.1109/WSC.2006.322934
- Ko, C. L., Voit, E. O., and Wang, F.-S. (2009). Estimating parameters for generalized mass action models with connectivity information. *BMC Bioinf.* 10. doi:10.1186/1471-2105-10-140
- Koblents, E. and Míguez, J. (2011). A population Monte Carlo method for Bayesian inference and its application to stochastic kinetic models. In *EUSIPCO*. 679–683
- Koblents, E. and Míguez, J. (2014). A comparison of nonlinear population Monte Carlo and particle Markov Chain Monte Carlo algorithms for Bayesian inference in stochastic kinetic models. ArXiv:1404.5218v1 [stat.ME]
- Koepl, H., Setti, G., Pelet, S., Mangia, M., Petrov, T., and Peter, M. (2010). Probability metrics to calibrate stochastic chemical kinetics. In *ISCS*. 541–544. doi:10.1109/ISCAS.2010.5537549
- Koepl, H., Zechner, C., Ganguly, A., Pelet, S., and Peter, M. (2012). Accounting for extrinsic variability in the estimation of stochastic rate constants. *Int. J. Robust. Nonlinear Contr.* 22, 1103–1119. doi:10.1002/rnc.2804
- Komorowski, M., Costa, M. J., Rand, D. A., and Stumpf, M. P. H. (2011). Sensitivity, robustness, and identifiability in stochastic chemical kinetics models. *PNAS* 108, 8645–8650. doi:10.1073/pnas.1015814108
- Komorowski, M., Finkenstädt, B., Harper, C. V., and Rand, D. A. (2009). Bayesian inference of biochemical kinetic parameters using the linear noise approximation. *BMC Bioinf.* 10. doi:10.1186/1471-2105-10-343
- Kravaris, C., Hahn, J., and Chu, Y. (2013). Advances and selected recent developments in state and parameter estimation. *Comput. Chem. Eng.* 51, 111–123. doi:10.1016/j.compchemeng.2012.06.001
- Kuepfer, L., Sauer, U., and Parrilo, P. A. (2007). Methodology article efficient classification of complete parameter regions based on semidefinite programming. *BMC Bioinf.* 8. doi:10.1186/1471-2105-8-12
- Kügler, P. (2012). Moment fitting for parameter inference in repeatedly and partially observed stochastic biological models. *PLOS One* 7, e43001. doi:10.1371/journal.pone.0043001
- Kulikov, G. and Kulikova, M. (2017). Accurate state estimation of stiff continuous-time stochastic models in chemical and other engineering. *Math. Comput. Simul.* 142, 62–81. doi:10.1016/j.matcom.2017.04.006
- Kulikov, G. Y. and Kulikova, M. V. (2015a). High-order accurate continuous-discrete extended Kalman lter for chemical engineering. *Europ. J. Control.* 21, 14–26. doi:10.1016/j.ejcon.2014.11.003
- Kulikov, G. Y. and Kulikova, M. V. (2015b). State estimation in chemical systems with infrequent measurements. In *ECC*. 2688–2693. doi:10.1109/ECC.2015.7330944
- Kuntz, J., Thomas, P., Stan, G.-B., and Barahona, M. (2017). Rigorous bounds on the stationary distributions of the chemical master equation via mathematical programming. ArXiv:1702.05468v1 [math.PR]



- Kutalik, Z., Tucker, W., and Moulton, V. (2007). S-system parameter estimation for noisy metabolic profiles using Newton-flow analysis. *IET Syst. Biol.* 1, 174–180. doi:10.1049/iet-syb:20060064
- Kuwahara, H., Fan, M., Wang, S., and Gao, X. (2013). A framework for scalable parameter estimation of gene circuit models using structural information. In *ISMB/ECCB*. vol. 29, i98–i107. doi:10.1093/bioinformatics/btt232
- Kyriakopoulos, C. and Wolf, V. (2015). *Optimal Observation Time Points in Stochastic Chemical Kinetics* (Springer, Cham), chap. Hybrid Syst. Biol. 83–96. doi:10.1007/978-3-319-27656-4\_5
- Lakatos, E. (2017). *Stochastic analysis and control methods for molecular cell biology*. Ph.D. thesis, Imperial College London
- Lakatos, E., Ale, A., Kirk, P. D. W., and Stumpf, M. P. H. (2015). Multivariate moment closure techniques for stochastic kinetic models. *Chem. Phys.* 143, 1–13. doi:10.1063/1.4929837
- Lang, M. and Stelling, J. (2016). Modular parameter identification of biomolecular networks. *SIAM J. Sci. Comput.* 38, B988–B1008. doi:10.1137/15M103306X
- Lecca, P., Palmisano, A., Priami, C., and Sanguinetti, G. (2009). A new probabilistic generative model of parameter inference in biochemical networks. In *SAC*. 758–765. doi:10.1145/1529282.1529442
- Li, P. and Vu, Q. D. (2013). Identification of parameter correlations for parameter estimation in dynamic biological models. *BMC Syst. Biol.* 7. doi:10.1186/1752-0509-7-91
- Li, P. and Vu, Q. D. (2015). A simple method for identifying parameter correlations in partially observed linear dynamic models. *BMC Syst. Biol.* 9. doi:10.1186/s12918-015-0234-3
- Liao, S. (2017). *High-Dimensional Problems in Stochastic Modelling of Biological Processes*. Ph.D. thesis, University of Oxford
- Liao, S., Vejchodský, T., and Erban, R. (2015a). Tensor methods for parameter estimation and bifurcation analysis of stochastic reaction networks. *J. R. Soc. Interface* 12. doi:10.1098/rsif.2015.0233
- Liao, S., Vejchodsky, T., and Erban, R. (2015b). Tensor methods for parameter estimation and bifurcation analysis of stochastic reaction networks. ArXiv:1406.7825v2 [q-bio.MN]
- Liepe, J., Kirk, P., Filippi, S., Toni, T., Barnes, C. P., and Stumpf, M. P. (2014). A framework for parameter estimation and model selection from experimental data in systems biology using approximate Bayesian computation. *Nat. Protoc.* 9, 439–456. doi:10.1038/nprot.2014.025
- Lillacci, G. and Khammash, M. (2010a). Parameter estimation and model selection in computational biology. *PLOS Comp. Biol.* 6, e1000696. doi:10.1371/journal.pcbi.1000696
- Lillacci, G. and Khammash, M. (2010b). Parameter identification of biological networks using extended Kalman filtering and  $\chi^2$  criteria. In *CDC*. 3367–3372. doi:10.1109/CDC.2010.5717460
- Lillacci, G. and Khammash, M. (2012). A distribution-matching method for parameter estimation and model selection in computational biology. *Int. J. Robust Nonlinear Contr.* 22, 1065–1081. doi:10.1002/rnc.2794
- Linder, D. F. (2013). *Penalized Least Squares And The Algebraic Statistical Model For Biochemical Reaction Networks*. Ph.D. thesis, Georgia Regents University
- Lindera, D. F. and Rempala, G. A. (2015). Bootstrapping least-squares estimates in biochemical reaction networks. *Biol. Dynamics* 9, 125–146. doi:10.1080/17513758.2015.1033022
- Liu, F., Farza, M., and Saad, M. M. (2006). Unknown input observers design for a class of nonlinear systems - application to biochemical processes. In *ROCOND*. vol. 39, 131–136

- Liu, L.-Z., Wu, F.-X., and Zhang, W. J. (2012). Inference of biological S-system using the separable estimation method and the genetic algorithm. *IEEE/ACM Trans. Comput. Biol. Bioinf.* 9, 955–965. doi:10.1109/TCBB.2011.126
- Liu, P.-K. and Wang, F.-S. (2008a). Inference of biochemical network models in S-system using multiobjective optimization approach. *Systems Biol.* 24, 1085–1092. doi:10.1093/bioinformatics/btn075
- Liu, P. K. and Wang, F.-S. (2008b). Inverse problems of biological systems using multi-objective optimization. *J. Chinese Inst. Chem. Eng.* 39, 399–406. doi:10.1016/j.jcice.2008.05.001
- Liu, P. K. and Wang, F. S. (2009). Hybrid differential evolution with geometric mean mutation in parameter estimation of bioreaction systems with large parameter search space. *Comput. Chem. Eng.* 33, 1851–1860. doi:10.1016/j.compchemeng.2009.05.008
- Liu, X. (2014). *Probabilistic Inference in Models of Systems Biology*. Ph.D. thesis, Univ. of Southampton
- Liu, Y. and Gunawan, R. (2014). Parameter estimation of dynamic biological network models using integrated fluxes. *BMC Syst. Biol.* 8. doi:10.1186/s12918-014-0127-x
- Loos, C., Fiedler, A., and Hasenauer, J. (2016). *Parameter Estimation for Reaction Rate Equation Constrained Mixture Models* (Springer, Cham), chap. CMSB. 186–200. doi:10.1007/978-3-319-45177-0\_12
- Lötstedt, P. (2018). The linear noise approximation for spatially dependent biochemical networks. *Bull. Math. Biol.* 81, 1–29. doi:10.1007/s11538-018-0428-0
- Lück, A. and Wolf, V. (2016). Generalized method of moments for estimating parameters of stochastic reaction networks. *BMC Syst. Biol.* 10. doi:10.1186/s12918-016-0342-8
- Mancini, T., Tronci, E., Salvo, I., Mari, F., Massini, A., and Melatti, I. (2015). Computing biological model parameters by parallel statistical model checking. In *IWBBIO*. 542–554. doi:10.1007/978-3-319-16480-9\_52
- Mannakee, B. K., Ragsdale, A. P., Transtrum, M. K., and Gutenkunst, R. N. (2016). *Sloppiness and the Geometry of Parameter Space* (Springer, Cham), chap. Uncertainty in Biology. Studies in Mechanobiology, Tissue Engineering and Biomaterials. 271–299. doi:10.1007/978-3-319-21296-8\_11
- Mansouri, M., Avci, O., Nounou, H., and Nounou, M. (2015). Parameter identification for nonlinear biological phenomena modeled by S-systems. In *SSD*. 1–6. doi:10.1109/SSD.2015.7348187
- Mansouri, M. M., Nounou, H. N., Nounou, M. N., and Datta, A. A. (2014). Modeling of nonlinear biological phenomena modeled by S-systems. *Math. Biosci.* 249, 75–91. doi:10.1016/j.mbs.2014.01.011
- Matsubara, Y., Kikuchi, S., Sugimoto, M., and Tomita, M. (2006). Parameter estimation for stiff equations of biosystems using radial basis function networks. *BMC Bioinf.* 7. doi:10.1186/1471-2105-7-230
- Mazur, J. (2012). *Bayesian Inference of Gene Regulatory Networks: From Parameter Estimation to Experimental Design*. Ph.D. thesis, Ruprecht-Karls Univ.
- Mazur, J. and Kaderali, L. (2013). *the Importance And Challenges of Bayesian Parameter Learning in Systems Biology* (Springer-Verlag, Berlin), chap. Model Based Param. Estim. 145–156. doi:10.1007/978-3-642-30367-86
- McGoff, K., Mukherjee, S., and Pillai, N. (2015). Statistical inference for dynamical systems: A review. *Stat. Surv.* 9, 209–252. doi:10.1214/15-SS111

- Meskin, N., , Nounou, H., Nounou, M., Datta, A., and Dougherty, E. R. (2011). Parameter estimation of biological phenomena modeled by S-systems: An extended Kalman filter approach. In *CDC-ECC*. 4424–4429. doi:10.1109/CDC.2011.6160690
- Meskin, N., Nounou, H., Nounou, M., and Datta, A. (2013). Parameter estimation of biological phenomena: An unscented Kalman filter approach. *Trans. Comput. Biol. Bioinf.* 10, 537–543. doi:10.1109/TCBB.2013.19
- Meyer, P., Cokelaer, T., Chandran, D., Kim, K. H., Loh, P.-R., Tucker, G., et al. (2014). Network topology and parameter estimation: From experimental design methods to gene regulatory network kinetics using a community based approach. *BMC Syst. Biol.* 8. doi:10.1186/1752-0509-8-13
- Michailidis, G. and dAlché Buc, F. (2013). Autoregressive models for gene regulatory network inference: Sparsity, stability and causality issues. *Math. Biosci.* 246, 326–334. doi:10.1016/j.mbs.2013.10.003
- Michalik, C., Chachuat, B., and Marquardt, W. (2009). Incremental global parameter estimation in dynamical systems. *Ind. Eng. Chem. Res.* 48, 5489–5497. doi:10.1021/ie8015472
- Mihaylova, L., Angelova, D., Bull, D. R., and Canagarajah, N. (2011). Localization of mobile nodes in wireless networks with correlated in time measurement noise. *IEEE Trans. Mobile Comput.* 10, 44–53. doi:10.1109/TMC.2010.132
- Mihaylova, L., Carmi, A. Y., Septier, F., Gning, A., Pang, S. K., and Godsill, S. (2014). Overview of Bayesian sequential Monte Carlo methods for group and extended object tracking. *Dig. Signal Proces.* 25, 1–16. doi:10.1016/j.dsp.2013.11.006
- Mihaylova, L., Hegyi, A., Gning, A., and Boel, R. (2012). Parallelized particle and Gaussian sum particle filters for large scale freeway traffic systems. *IEEE Trans. Intel. Transport. Systems* 13, 36–48. doi:10.1109/TITS.2011.2178833
- Mikeev, L. and Wolf, V. (2012). Parameter estimation for stochastic hybrid models of biochemical reaction networks. In *HSCC*. 155–166. doi:10.1145/2185632.2185657
- Mikelson, J. and Khammash, M. (2016). A parallelizable sampling method for parameter inference of large biochemical reaction models. ArXiv:1606.08281v1 [q-bio.QM]
- Milios, D., Sanguinetti, G., and Schnoerr, D. (2018). Probabilistic model checking for continuous-time Markov chains via sequential Bayesian inference. ArXiv:1711.01863v2 [cs.LO]
- Milner, P., Gillespie, C. S., and Wilkinson, D. J. (2013). Moment closure based parameter inference of stochastic kinetic models. *Stat. Comput.* 23. doi:10.1007/s11222-011-9310-8
- Mizera, A., Pang, J., and Yuan, Q. (2014). Model-checking based approaches to parameter estimation of gene regulatory networks. In *Int. Conf. Eng. Compl. Comput. Syst.* 206–209. doi:10.1109/ICECCS.2014.38
- Moles, C. G., Mendes, P., and Banga, J. R. (2003). Parameter estimation in biochemical pathways: A comparison of global optimization methods. *Genome Res.* 13, 2467–2474. doi:10.1101/gr.1262503
- Moritz, L. (2014). *Modular Identification and Analysis of Biomolecular Networks*. Ph.D. thesis, ETH Zurich
- Mozgunov, P., Beccuti, M., Horvath, A., Jaki, T., Sirovich, R., and Bibbona, E. (2018). A review of the deterministic and diffusion approximations for stochastic chemical reaction networks. *Reac. Kinet. Mech. Cat.* 123, 289–312. doi:10.1007/s11144-018-1351-y
- Mu, L. (2010). *Parameter Estimation Methods for Biological Systems*. Ph.D. thesis, Univ. of Saskatchewan

- Müller, C. L., Ramaswamy, R., and Sbalzarini, I. F. (2011). Global parameter identification of stochastic reaction networks from single trajectories. ArXiv:1111.4785v1 [q-bio.MN]
- Murakami, Y. (2014). Bayesian parameter inference and model selection by population annealing in systems biology. *PLOS One* 9. doi:10.1371/journal.pone.0104057
- Mustafa, Y. H., Khammash, H., and Hara, S. (2013). Efficient parameter identification for stochastic biochemical networks using a reduced-order realization. In *ECC*. 4154–4159. doi:10.23919/ECC.2013.6669455
- Nemeth, C., Fearnhead, P., and Mihaylova, L. (2014). Sequential Monte Carlo methods for state and parameter estimation in abruptly changing environments. *IEEE Trans. Signal Proces.* 62, 1245–1255. doi:10.1109/TSP.2013.2296278
- Nienaltowski, K., Włodarczyk, M., Lipniacki, T., and Komorowski, M. (2015). Clustering reveals limits of parameter identifiability in multi-parameter models of biochemical dynamics. *BMC Syst. Biol.* 9. doi:10.1186/s12918-015-0205-8
- Nim, T. H., Luo, L., Clément, M.-V., White, J. K., and Kellogg, L. T. (2013). Systematic parameter estimation in data-rich environments for cell signalling dynamics. *Syst. Biol.* 29, 1044–1051. doi:10.1093/bioinformatics/btt083
- Nobile, M. S., Besozzi, D., Cazzaniga, P., Pescini, D., and Mauri, G. (2013). Reverse engineering of kinetic reaction networks by means of cartesian genetic programming and particle swarm optimization. In *Congress Evol. Comput.* 1594–1601. doi:10.1109/CEC.2013.6557752
- Nobile, M. S., Tangherloni, A., Besozzi, D., and Cazzaniga, P. (2016). GPU-powered and settings-free parameter estimation of biochemical systems. In *CEC*. 32–39. doi:10.1109/CEC.2016.7743775
- Pahle, J., Challenger, J. D., Mendes, P., and McKane, A. J. (2012). Biochemical fluctuations, optimisation and the linear noise approximation. *BMC Syst. Biol.* 6, 1–13. doi:10.1186/1752-0509-6-86
- Palmisano, A. (2010). *Modelling and Inference strategies for Biological Systems*. Ph.D. thesis, Università degli Studi di Trento
- Pan, S. J. and Yang, Q. (2010). A survey on transfer learning. *IEEE Trans. Knowl. Data Eng.* 22, 1345–1359. doi:10.1109/TKDE.2009.191
- Pantazis, Y., Katsoulakis, M. A., and Vlachos, D. G. (2013). Parametric sensitivity analysis for biochemical reaction networks based on pathwise information theory. *BMC Bioinf.* 14, 1–19. doi:10.1186/1471-2105-14-311
- Paul, D. (2014). *Efficient Parameter Inference for Stochastic Chemical Kinetics*. Ph.D. thesis, Uppsala University
- Penas, D. R., González, P., Egea, J. A., Doallo, R., and Banga, J. R. (2017). Parameter estimation in large-scale systems biology models: A parallel and self-adaptive cooperative strategy. *BMC Bioinf.* 18. doi:10.1186/s12859-016-1452-4
- Plesa, T., Vejchodský, T., and Erban, R. (2017). *Test Models for Statistical Inference: Two-Dimensional Reaction Systems Displaying Limit Cycle Bifurcations and Bistability* (Springer, Cham), chap. Stochastic Processes, Multiscale Modeling, and Numerical Methods for Computational Cellular Biology. 3–27. doi:10.1007/978-3-319-62627-7\_1
- Poovathingal, S. K. and Gunawan, R. (2010). Global parameter estimation methods for stochastic biochemical systems. *BMC Bioinf.* 11. doi:10.1186/1471-2105-11-414

- Pullen, N. and Morris, R. J. (2014). Bayesian model comparison and parameter inference in systems biology using nested sampling. *PLOS One* 9, e88419. doi:10.1371/journal.pone.0088419
- Quach, M., Brunel, N., and D'Alché-Buc, F. (2007). Estimating parameters and hidden variables in non-linear state-space models based on odes for biological networks inference. *Syst. Biol.* 23, 3209–3216. doi:10.1093/bioinformatics/btm510
- Radulescu, Gorban, A. N., Zinovyev, A., and Noel, V. (2012). Reduction of dynamical biochemical reactions networks in computational biology. *Front. Genet.* 3, 1–17. doi:10.3389/fgene.2012.00131
- Rakhshania, H., Dehghanianb, E., and Rahatia, A. (2016). Hierarchy cuckoo search algorithm for parameter estimation in biological systems. *Chemomet. Intel. Lab. Syst.* 159, 97–107. doi:10.1016/j.chemolab.2016.10.011
- Rapaport, A. and Dochain, D. (2005). Interval observers for biochemical processes with uncertain kinetics and inputs. *Math. Biosci.* 193, 235–253. doi:10.1016/j.mbs.2004.07.004
- Reinker, S., Altman, R., and Timmer, J. (2006). Parameter estimation in stochastic biochemical reactions. *IEEE Proc. Syst. Biol.* 153, 168–178. doi:10.1049/ip-syb:20050105
- Reis, M., Kromer, J. A., and Klipp, E. (2018). General solution of the chemical master equation and modality of marginal distributions for hierarchic first-order reaction networks. *J. Math. Biol.* 77, 377–419. doi:10.1007/s00285-018-1205-2
- Remlia, M. A., Derisb, S., Mohamada, M. S., Omatuc, S., and Corchadod, J. M. (2017). An enhanced scatter search with combined opposition-based learning for parameter estimation in large-scale kinetic models of biochemical systems. *Eng. Appl. AI* 62, 164–180. doi:10.1016/j.engappai.2017.04.004
- Rempala, G. A. (2012). Least squares estimation in stochastic biochemical networks. *Bull. Math. Biol.* 74, 1938–1955. doi:10.1007/s11538-012-9744-y
- Revell, J. and Zuliani, P. (2018). *Stochastic Rate Parameter Inference Using the Cross-Entropy Method* (Springer, Cham), chap. CMSB. 146–164. doi:10.1007/978-3-319-99429-1\_9
- Rodriguez-Fernandez, M., Egea, J. A., and Banga, J. R. (2006a). Novel metaheuristic for parameter estimation in nonlinear dynamic biological systems. *BMC Bioinf.* 7. doi:10.1186/1471-2105-7-483
- Rodriguez-Fernandez, M., Mendes, P., and Banga, J. R. (2006b). A hybrid approach for efficient and robust parameter estimation in biochemical pathways. *BioSyst.* 83, 248–265. doi:10.1016/j.biosystems.2005.06.016
- Rodriguez-Fernandez, M., Rehberg, M., Kremling, A., and Banga, J. R. (2013). Simultaneous model discrimination and parameter estimation in dynamic models of cellular systems. *BMC Syst. Biol.* 7. doi:10.1186/1752-0509-7-76
- Rosati, E., Madec, M., Kammerer, J.-B., Hébrard, L., Lallement, C., and Haiech, J. (2018). Efficient modeling and simulation of space-dependent biological systems. *Comput. Biol.* 25, 917–933. doi:10.1089/cmb.2018.0012
- Ruess, J. (2014). *Moment-Based Methods for the Analysis and Identification of Stochastic Models Of Biochemical Reaction Networks*. Ph.D. thesis, ETH
- Ruess, J. and Lygeros, J. (2015). Moment-based methods for parameter inference and experiment design for stochastic biochemical reaction networks. *ACM Trans. Model. Comput. Simul.* 25, Article 8. doi:10.1145/2688906

- Ruess, J., Milias-Aregetis, A., Summers, S., and Lygeros, J. (2011). Moment estimation for chemically reacting systems by extended Kalman filtering. *Chem. Phys.* 135. doi:10.1063/1.3654135
- Rumschinski, P., Borchers, S., Bosio, S., Weismantel, R., and Findeisen, R. (2010). Set-base dynamical parameter estimation and model invalidation for biochemical reaction networks. *BMC Syst. Biol.* 4. doi:10.1186/1752-0509-4-69
- Ruttur, A. and Oppel, M. (2010). Efficient statistical inference for stochastic reaction processes. ArXiv:0906.5321v2 [physics.data-an]
- Sadamoto, T., Ishizaki, T., and Ichi Imura, J. (2017). Average state observers for large-scale network systems. *IEEE Trans. Contr. Net. Syst.* 4, 761–769. doi:10.1109/TCNS.2016.2550866
- Sagar, A., LeCover, R., Shoemaker, C., and Varner, J. (2017). Dynamic optimization with particle swarms (DOPS): A meta-heuristic for parameter estimation in biochemical models. *BMC Syst. Biol.* 12, 1–15. doi:10.1186/s12918-018-0610-x
- Saltelli, A., Ratto, M., Tarantola, S., and Campolongo, F. (2005). Sensitivity analysis for chemical models. *Chem. Rev.* 105, 2811–2828. doi:10.1021/cr040659d
- Saltelli, A., Tarantola, S., Campolongo, F., and Ratto, M. (2004). *Sensitivity Analysis in Practice* (Wiley)
- Schenkendorf, R. (2014). *Optimal Experimental Design for Parameter Identification and Model Selection*. Ph.D. thesis, Otto-von-Guericke-Universität Magdeburg
- Schilling, C., Bogomolov, S., Henzinger, T. A., Podelski, A., and Ruess, J. (2016). Adaptive moment closure for parameter inference of biochemical reaction networks. *BioSyst.* doi:10.1016/j.biosystems.2016.07.005
- Schnoerr, D. (2016). *Approximation methods and inference for stochastic biochemical kinetics*. Ph.D. thesis, University of Edinburgh
- Schnoerr, D., Sanguinetti, G., and Grima, R. (2017). Approximation and inference methods for stochastic biochemical kinetics - A tutorial review. *J. Physics A: Math. Theor.* doi:10.1088/1751-8121/aa54d9
- Septier, F. and Peters, G. W. (2016). Langevin and Hamiltonian based sequential MCMC for efficient Bayesian filtering in high-dimensional spaces. *IEEE J. Sel. Topics Sig. Proces.* 10, 312–327. doi:10.1109/JSTSP.2015.2497211
- Shacham, M. and Brauner, N. (2014). Application of stepwise regression for dynamic parameter estimation. *Comput. Chem. Eng.* 69, 26–38. doi:10.1016/j.compchemeng.2014.06.013
- Sherlock, C., Golightly, A., and Gillespie, C. S. (2014). Bayesian inference for hybrid discrete-continuous stochastic kinetic models. ArXiv:1402.6602v1 [stat.CO]
- Shiang, K. D. (2009). A perturbation-based estimate algorithm for parameters of coupled ordinary differential equations, applications from chemical reactions to metabolic dynamics. *Comput. Method Prog. Biomed.* 94, 118–142. doi:10.1016/j.cmpb.2008.12.001
- Siegal-Gaskins, Z. A. T. D., Kim, J., and Szederkényi, G. (2015). Analysis-based parameter estimation of an in vitro transcription-translation system. In *ECC*. 1560–1566. doi:10.1109/ECC.2015.7330760
- Singh, A. K. and Hahn, J. (2005). State estimation for high-dimensional chemical processes. *Comput. Chem. Eng.* 29, 2326–2334. doi:10.1016/j.compchemeng.2005.05.009
- Slezak, D. F., Suárez, C., Cecchi, G. A., Marshall, G., and Stolovitzky, G. (2010). When the optimal is not the best: Parameter estimation in complex biological models. *PLOS One* 5, e13283. doi:10.1371/journal.pone.0013283

- Smadbeck, P. (2014). *Chemical Master Equations for Non-linear Stochastic Reaction Networks: Closure Schemes and Implications for Discovery in the Biological Sciences*. Ph.D. thesis, University Of Minnesota
- Smet, R. D. and Marchal, K. (2010). Advantages and limitations of current network inference methods. *Nature Rev. Microbiol.* 8, 717–729. doi:10.1038/nrmicro2419
- Smith, S. and Grima, R. (2018). Spatial stochastic intracellular kinetics: A review of modelling approaches. *Bull. Math. Biol.* , 1–50doi:10.1007/s11538-018-0443-1
- Srinath, S. and Gunawan, R. (2010). Parameter identifiability of power-law biochemical system models. *Biotech.* 149, 132–140. doi:10.1016/j.jbiotec.2010.02.019
- Srinivas, M. and Rangaiah, G. P. (2007). Differential evolution with tabu list for global optimization and its application to phase equilibrium and parameter estimation problems. *Ind. Eng. Chem. Res.* 46, 3410–3421. doi:10.1021/ie0612459
- Srivastava, R. (2012). *Parameter Estimation in Stochastic Chemical Kinetic Models*. Ph.D. thesis, Univ. Wisconsin-Madison
- Srivastavaa, R. and Rawlingsb, J. B. (2014). Parameter estimation in stochastic chemical kinetic models using derivative free optimization and bootstrapping. *Comput. Chem. Eng.* 63, 152–158. doi:10.1016/j.compchemeng.2014.01.006
- Sun, J., Garibaldi, J. M., and Hodgman, C. (2012). Parameter estimation using metaheuristics in systems biology: A comprehensive review. *ACM Trans. Comput. Biol. Bioinf.* 9, 185–202. doi:10.1109/TCBB.2011.63
- Sun, J., Palade, V., Cai, Y., Fang, W., and Wu, X. (2014). Biochemical systems identification by a random drift particle swarm optimization approach. *BMC Bioinf.* 15, S1. doi:10.1186/1471-2105-15-S6-S1
- Sun, X., Jin, L., and Xiong, M. (2008). Extended Kalman filter for estimation of parameters in nonlinear state-space models of biochemical networks. *PLOS One* 3, e3758. doi:10.1371/journal.pone.0003758
- Swaminathan, A. and Murray, R. M. (2014). Identification of Markov chains from distributional measurements and applications to systems biology. In *IFAC World Cong.* vol. 47, 4400–4405. doi:10.3182/20140824-6-ZA-1003.02771
- Tanevski, J., Džeroski, S., and Kocarev, L. (2010). Approximate Bayesian parameter inference for dynamical systems in systems biology. *Sec. Math. Tech. Sci.* XXXI, 73–98. doi:10.20903/csnmbs.masa.2010.31.1-2.24
- Tangherloni, A., Nobile, M. S., and Cazzanigah, P. (2016). GPU-powered bat algorithm for the parameter estimation of biochemical kinetic values. In *CIBCB*. 1–6. doi:10.1109/CIBCB.2016.7758103
- Teijeiro, D., Pardo, X. C., Penas, D. R., González, P., Banga, J. R., and Doallo, R. (2017). A cloud-based enhanced differential evolution algorithm for parameter estimation problems in computational systems biology. *Cluster Comput.* 20, 1937–1950. doi:10.1007/s10586-017-0860-1
- Tenazinha, N. and Vinga, S. (2011). A survey on methods for modeling and analyzing integrated biological networks. *Trans. Comput. Biol. Bioinf.* 8, 943–958. doi:10.1109/TCBB.2010.117
- Th, A. S. H. and Manini, D. (2008). Parameter estimation of kinetic rates in stochastic reaction networks by the em method. In *CBEI*. 713–717. doi:10.1109/BMEI.2008.237

- Thomas, P., Straube, A. V., and Grima, R. (2012). The slow-scale linear noise approximation: An accurate, reduced stochastic description of biochemical networks under timescale separation conditions. *BMC Syst. Biol.* 6, 1–23. doi:10.1186/1752-0509-6-39
- Tian, L.-P., Mu, L., and Wu, F. X. (2010). Iterative linear least squares method of parameter estimation for linear-fractional models of molecular biological systems. In *ICBBE*. 1–4. doi:10.1109/ICBBE.2010.5516994
- Tian, T., Xu, S., Gao, J., and Burrage, K. (2007). Simulated maximum likelihood method for estimating kinetic rates in gene expression. *Syst. Biol.* 23, 84–91. doi:10.1093/bioinformatics/btl552
- Toni, T. and Stumpf, M. P. H. (2009). Parameter inference and model selection in signaling pathway models. ArXiv:0905.4468v1 [q-bio.QM]
- Transtrum, M. K. and Qiu, P. (2012). Optimal experiment selection for parameter estimation in biological differential equation models. *BMC Bioinf.* 13. doi:10.1186/1471-2105-13-181
- Vanlier, J., Tiemann, C. A., Hilbers, P. A. J., and van Riel, N. A. W. (2013). Parameter uncertainty in biochemical models described by ordinary differential equations. *Math. Biosci.* 246, 305–314. doi:10.1016/j.mbs.2013.03.006
- Vargas, A., Moreno, J., and Wouwer, A. V. (2014). A weighted variable gain super-twisting observer for the estimation of kinetic rates in biological systems. *Process Control* doi:10.1016/j.jprocont.2014.04.018
- Česka, M., Šafránek, D., Dražan, S., and Brim, L. (2014). Robustness analysis of stochastic biochemical systems. *PLOS One* 9, e94553. doi:10.1371/journal.pone.0094553
- Češka, M., Dannenberg, F., Paoletti, N., Kwiatkowska, M., and Brim, L. (2017). Precise parameter synthesis for stochastic biochemical systems. *Acta Informatica* 54, 589–623. doi:10.1007/s00236-016-0265-2
- Veerman, F., Popovic, N., and Marr, C. (2018). Parameter inference with analytical propagators for stochastic models of autoregulated gene expression. doi:10.1101/349431. BioRxiv
- Venayak, N., von Kamp, A., Klamt, S., and Mahadevan, R. (2018). Move identifies metabolic valves to switch between phenotypic states. *Nature Commun.* 9, 5332. doi:10.1038/s41467-018-07719-4
- Villaverde, A. F. and Barreiro, A. (2016). Identifiability of large nonlinear biochemical networks. *MATCH Commun. Math. Comput. Chem.* 76, 259–296
- Villaverde, A. F., Barreiro, A., and Papachristodoulou, A. (2016). Structural identifiability of dynamic systems biology models. *PLOS Comput. Biol.* 12, e1005153. doi:10.1371/journal.pcbi.1005153
- Villaverde, A. F., Egea, J. A., and Banga, J. R. (2012). A cooperative strategy for parameter estimation in large scale systems biology models. *BMC Syst. Biol.* 6. doi:10.1186/1752-0509-6-75
- Villaverde, A. F., Ross, J., Morán, F., and Banga, J. R. (2014). MIDER: Network inference with mutual information distance and entropy reduction. *PLOS One* 9, e96732. doi:10.1371/journal.pone.0096732
- Voit, E. O. (2013). Biochemical systems theory: A review. *ISRN Biomath.* , 1–53doi:10.1155/2013/897658
- von Stosch, M., Oliveira, R., Peres, J., and de Azevedo, S. F. (2014). Hybrid semi-parametric modeling in process systems engineering: Past, present and future. *Comput. Chem. Eng.* 60, 86–101. doi:10.1016/j.compchemeng.2013.08.008



- Vrettas, M. D., Cornford, D., and Oppen, M. (2011). Estimating parameters in stochastic systems: A variational Bayesian approach. *Physica D: Nonlin. Phenom.* 240, 1877–1900. doi:10.1016/j.physd.2011.08.013
- Wang, Y., Christley, S., Mjolsness, E., and Xie, X. (2010). Parameter inference for discretely observed stochastic kinetic models using stochastic gradient descent. *BMC Syst. Biol.* 4. doi:10.1186/1752-0509-4-99
- Weber, M. F. and Frey, E. (2017). Master equations and the theory of stochastic path integrals. *Rep. Prog. Phys.* 80, 046601. doi:10.1088/1361-6633/aa5ae2
- Weiss, K., Khoshgoftaar, T. M., and Wang, D.-D. (2016). A survey of transfer learning. *J. Big Data* 3, 1–40. doi:10.1186/s40537-016-0043-6
- Whitaker, G. A., Golightly, A., Boys, R. J., and Sherlock, C. (2017). Bayesian inference for diffusion-driven mixed-effects models. *Bayesian Analysis* 12, 435–463. doi:10.1214/16-BA1009
- White, A., Tolman, M., Thames, H. D., Withers, H. R., Mason, K. A., and Transtrum, M. K. (2016). The limitations of model-based experimental design and parameter estimation in sloppy systems. *PLOS Comput. Biol.* 12, e1005227. doi:10.1371/journal.pcbi.1005227
- White, S., Kypraios, T., and Preston, S. (2015). Piecewise approximate Bayesian computation: Fast inference for discretely observed Markov models using a factorised posterior distribution. *Stat. Comput.* 25, 289–301. doi:10.1007/s11222-013-9432-2
- Wong, M. K. L., Krycer, J. R., Burcheld, J. G., James, D. E., and Kuncic, Z. (2015). A generalised enzyme kinetic model for predicting the behaviour of complex biochemical systems. *FEBS Open Bio.* 5, 226–239. doi:10.1016/j.fob.2015.03.002
- Woodcock, D., Komorowski, M., Finkenstadt, B., Harper, C., Davis, J., White, M., et al. (2011). A Bayesian hierarchical diffusion model for estimating kinetic parameters and cell-to-cell variability. Research Article
- Xiong, J. and Zhou, T. (2013). Parameter identification for nonlinear state-space models of a biological network via linearization and robust state estimation. In *Chinese Control. Conf.* 8235–8240
- Yang, X., Dent, J. E., and Nardini, C. (2012). An S-system parameter estimation method (SPEM) for biological networks. *Comput. Biol.* 19, 175–187. doi:10.1089/cmb.2011.0269
- Yang, X., Guo, Y., and Guo, L. (2014). An iterative parameter estimation method for biological systems and its parallel implementation. *Concur. Comput.: Pract. Exper.* 26, 1249–1267. doi:10.1002/cpe.3071
- Yenkie, K., Diwekar, U., and Linninger, A. (2016). Simulation-free estimation of reaction propensities in cellular reactions and gene signaling networks. *Comput. Chem. Eng.* 87, 154–163. doi:10.1016/j.compchemeng.2016.01.010
- Zamora-Sillero, E., Hafner, M., Ibig, A., Stelling, J., and Wagner, A. (2011). Efficient characterization of high-dimensional parameter spaces for systems biology. *BMC Syst. Biol.* 5. doi:10.1186/1752-0509-5-142
- Zechner, C. (2014). *Stochastic Biochemical Networks in Random Environments: Probabilistic Modeling And Inference*. Ph.D. thesis, ETH. doi:10.3929/ethz-a-010256930
- Zechner, C., Nandy, P., Unger, M., and Koeppl, H. (2012). Optimal variational perturbations for the inference of stochastic reaction dynamics. In *CDC*. 5336–5341. doi:10.1109/CDC.2012.6426738

- Zechner, C., Pelet, S., Peter, M., and Koeppl, H. (2011). Recursive Bayesian estimation of stochastic rate constants from heterogeneous cell populations. In *CDC-ECC*. 5837–5843. doi:10.1109/CDC.2011.6161329
- Zhan, C., Situ, W., Yeung, L. F., Tsang, P. W.-M., and Yang, G. (2014). A parameter estimation method for biological systems modeled by ODEs/DDEs models using spline approximation and differential evolution algorithm. *ACM Trans. Comput. Biol. Bioinf.* 11, 1066–1076. doi:10.1109/TCBB.2014.2322360
- Zhan, C. and Yeung, L. F. (2011). Parameter estimation in systems biology models using spline approximation. *BMC Syst. Biol.* 5. doi:10.1186/1752-0509-5-14
- Zimmer, C. (2015). Reconstructing the hidden states in time course data of stochastic models. *Math. Biosci.* 269, 117–129. doi:10.1016/j.mbs.2015.08.015
- Zimmer, C. (2016). Experimental design for stochastic models of nonlinear signaling pathways using an interval-wise linear noise approximation and state estimation. *PLOS One* 11, 1–37. doi:10.1371/journal.pone.0159902
- Zimmer, C., Bergmann, F. T., and Sahle, S. (2016). Reducing local minima in fitness landscapes of parameter estimation by using piecewise evaluation and state estimation. ArXiv:1601.04458v1 [q-bio.QM]
- Zimmer, C. and Sahle, S. (2012). Parameter estimation for stochastic models of biochemical reactions. *Comput. Sci. Syst. Biol.* 6. doi:10.4172/jcsb.1000095
- Zimmer, C. and Sahle, S. (2015). Deterministic inference for stochastic systems using multiple shooting and a linear noise approximation for the transition probabilities. *IET Syst. Biol.* 9, 181–192. doi:10.1049/iet-syb.2014.0020
- Zimmer, C., Sahle, S., and Pahle, J. (2014). Exploiting intrinsic fluctuations to identify model parameters. *IET Syst. Biol.* 9, 64–73. doi:10.1049/iet-syb.2014.0010

## SUPPLEMENTARY TABLES

S12 COVERAGE OF MODELING STRATEGIES OF BRNS. ....	56
S13 COVERAGE OF PARAMETER ESTIMATION STRATEGIES FOR BRNS.....	62
S14 REFERENCES WITH CITATION LINKS IN GOOGLE SCHOLAR. ....	68
S15 SELECTED AUTHORS ON GOOGLE SCHOLAR. ....	70

Table S12 lists all references cited in the main text indicating how many times given model was mentioned in each reference.

Table S13 lists all references cited in the main text indicating how many times given task or method was mentioned in each reference.

Table S14 contains links to citing references on Google Scholar for selected papers.

Table S15 contains links for selected authors having papers concerning parameter estimation in BRNs or in dynamic systems.

**Table S12.** Coverage of modeling strategies for BRNs.

	Physical laws	Random processes	Mathematical models					Interaction models			CME based models														
Reference	kinetic rate laws	mass action kinetics	mechanistic models	Markov process	Poisson process	birth-death process	telegraph process	state space representation	ODEs, PDEs, SDEs, DDEs	rational model	differential algebraic eqns.	tensor representation	S-system model	polynomial model	manifold map	Petri nets	Boolean networks	neural networks	agent based models	Langevin equation	Fokker-Planck equation	reaction rate equation	moment closure	linear noise approximation	system size expansion
Abdullah et al. (2013c)	.	.	.	.	.	.	.	1	1	1	1	.	.	.	.	.	.	.	.	.	.	.	.	.	.
Abdullah et al. (2013b)	.	.	.	.	.	.	.	2	4	4	.	.	.	1	.	.	.	.	1	.	.	.	.	.	.
Abdullah et al. (2013a)	.	.	.	.	.	.	.	.	7	1	.	.	.	.	.	.	.	.	3	.	.	.	.	.	.
Alberton et al. (2013)	.	.	1	.	.	.	.	.	.	.	.	.	.	.	.	.	.	1	.	.	.	.	.	.	.
Ale et al. (2013)	1	.	.	.	.	.	.	.	10	.	.	.	.	3	.	.	.	.	.	.	.	.	7	15	.
Ali et al. (2015)	.	.	2	.	.	.	.	4	1	.	.	.	.	3	.	.	.	21	.	.	.	.	.	.	.
Amrein and Künsch (2012)	.	2	.	33	3	.	.	9	1	.	.	.	.	.	.	.	.	.	.	.	.	.	.	.	.
Anai et al. (2006)	.	.	.	.	.	.	.	.	1	.	.	.	.	2	.	.	.	.	.	.	.	.	.	.	.
Andreychenko et al. (2011)	.	.	.	15	.	.	.	24	7	.	.	.	.	.	.	.	.	.	.	.	.	.	.	.	.
Andreychenko et al. (2012)	.	.	.	10	.	.	.	13	6	.	.	.	.	.	.	.	.	.	.	.	.	.	.	2	.
Andreychenko (2014)	.	.	.	12	.	.	.	12	4	.	.	.	.	3	.	.	.	.	.	.	.	.	33	.	.
Andrieu et al. (2010)	.	.	2	99	3	.	.	49	.	.	.	.	.	.	1	.	.	.	.	2	.	.	.	.	.
Angius and Horváth (2011)	.	9	.	4	.	.	.	5	9	.	.	.	.	.	.	.	.	.	9	.	.	.	.	.	.
Arnold et al. (2014)	.	.	1	3	.	.	.	.	5	.	.	.	.	.	.	.	.	.	.	.	.	.	.	.	.
Ashyraliyev et al. (2009)	.	.	.	5	.	.	.	1	1	.	10	.	.	.	.	.	.	.	.	.	.	.	.	.	.
Atitey et al. (2018b)	.	.	.	3	.	.	.	.	.	.	.	1	.	.	.	.	.	.	.	.	.	.	.	.	.
Atitey et al. (2018a)	.	.	.	.	.	.	.	.	1	.	.	.	.	.	.	.	.	.	.	.	.	.	.	.	.
Atitey et al. (2019)	.	.	.	.	2	.	.	.	1	1	.	.	.	.	.	.	.	.	.	.	.	.	.	.	.
Azab et al. (2018)	.	1	.	.	.	.	.	.	.	.	.	.	.	.	.	.	.	.	.	.	.	.	.	.	.
Babtie and Stumpf (2017)	.	.	7	1	.	.	.	.	4	1	.	.	.	.	1	.	.	.	.	.	.	.	.	.	.
Backenköhler et al. (2016)	.	6	.	3	.	.	.	4	1	.	.	.	.	2	.	.	.	.	.	.	.	.	7	.	.
Backenköhler et al. (2018)	.	7	.	3	1	1	.	4	1	1	.	.	.	2	.	.	.	.	.	.	.	8	.	.	.
Baker et al. (133, 2010)	2	.	.	.	.	.	.	.	2	1	1	.	.	.	.	.	.	.	.	.	.	.	.	.	.
Baker et al. (2011)	8	.	1	.	.	.	.	6	4	.	.	.	.	.	.	.	.	.	.	.	.	.	.	.	.
Baker et al. (2013)	5	.	2	4	.	.	.	14	10	.	.	.	.	.	.	.	.	.	.	.	.	.	.	.	.
Baker et al. (2015)	4	.	2	.	.	.	.	10	8	1	.	.	.	.	.	.	.	.	.	.	.	.	.	.	.
Banga and Canto (2008)	.	.	2	.	.	.	.	1	3	.	1	.	.	.	.	.	.	.	.	.	.	.	.	.	.
Barnes et al. (2011)	.	.	2	2	.	.	.	1	1	.	.	.	.	.	.	.	.	.	.	.	.	.	.	.	.
Bayer et al. (2015)	.	2	.	19	.	3	.	6	20	.	.	.	.	2	3	.	.	.	.	1	2	.	1	.	.
Berrones et al. (2016)	.	.	.	2	.	.	.	.	.	.	.	3	.	.	.	.	.	2	.	.	.	.	.	.	.
Besozzi et al. (2009)	.	.	.	.	.	.	.	.	3	.	.	.	.	.	.	.	.	.	4	.	.	.	.	.	.
Bhaskar et al. (2010)	.	.	.	3	.	.	.	.	2	.	.	.	.	.	.	.	.	.	.	.	.	.	.	.	.
Bogomolov et al. (2015)	1	1	.	6	.	.	.	2	10	.	.	.	.	1	.	.	.	.	.	.	.	27	1	.	.
Bouraoui et al. (2015)	.	.	.	.	.	.	.	1	.	.	.	.	.	.	.	.	.	.	.	.	.	.	.	.	.
Farza et al. (2016)	.	.	.	.	.	.	.	1	4	.	.	.	.	.	.	.	.	.	.	.	.	.	.	.	.
Boys et al. (2008)	3	1	.	7	6	.	.	2	.	.	.	.	.	.	.	.	.	.	.	.	.	.	.	.	.
Brim et al. (2013)	.	7	.	13	9	2	.	25	12	.	.	.	.	4	.	.	.	.	.	.	.	2	.	.	.
Bronstein et al. (2015)	.	1	.	11	2	.	.	2	13	.	.	.	.	.	1	.	.	.	.	2	4	.	2	18	.
Bronstein and Koepll (2017)	.	1	.	9	50	.	.	3	1	.	.	.	.	4	2	.	.	.	.	1	5	1	70	2	.
Busetto and Buhmann (2009)	1	2	.	8	.	.	.	4	2	.	.	2	.	.	.	.	.	.	2	2	.	.	.	.	.
Camacho et al. (2018)	.	.	1	.	.	.	.	.	1	2	.	.	.	.	.	.	.	23	.	.	.	.	.	.	.
Balsa-Canto et al. (2008)	.	.	.	.	.	.	.	.	1	.	.	.	.	.	.	.	.	.	.	.	.	.	.	.	.
Carmi et al. (2013)	.	.	.	21	4	.	.	2	3	.	.	.	.	.	.	.	.	63	.	.	.	.	.	.	.
Cazzaniga et al. (2015)	.	.	1	.	.	.	.	.	1	.	.	.	.	.	.	.	.	.	.	.	.	.	.	.	.
Cedersund et al. (2016)	.	.	1	.	.	.	.	1	8	1	.	.	.	.	.	.	.	3	1	.	.	.	.	.	.
Česka et al. (2014)	.	6	.	10	.	2	.	19	13	.	.	.	.	2	.	.	.	.	.	.	.	1	.	.	.
Česka et al. (2017)	.	2	.	13	5	2	.	3	8	.	.	.	.	28	.	.	1	.	.	.	.	.	.	.	.
Chen et al. (2017)	.	.	.	.	.	.	.	.	1	.	.	.	.	.	.	.	.	.	.	.	.	.	2	.	.
Chevaliera and Samadb (2011)	.	.	.	3	.	.	.	.	1	3	.	.	.	4	.	.	.	.	.	.	1	25	.	.	.

**Table S12.** Coverage of modeling strategies for BRNs. (cont.)

Reference	Physical laws			Random processes				Mathematical models				Interaction models			CME based models											
	kinetic rate laws	mass action kinetics	mechanistic models	Markov process	Poisson process	birth-death process	telegraph process	state space representation	ODEs, PDEs, SDEs, DDEs	rational model	differential algebraic eqns.	tensor representation	S-system model	polynomial model	manifold map	Petri nets	Boolean networks	neural networks	agent based models	Langevin equation	Fokker-Planck equation	reaction rate equation	moment closure	linear noise approximation	system size expansion	
Chong et al. (2012)	.	.	.	.	.	.	.	.	4	.	.	.	1	.	.	.	1	.	.	.	.	.	.	.	.	.
Chong et al. (2014)	.	.	.	.	.	.	.	.	7	.	.	.	.	.	.	.	.	.	.	.	.	.	.	.	.	.
Chou et al. (2006)	1	.	.	.	.	.	.	.	.	.	.	.	23	.	.	.	1	.	.	.	.	.	.	.	.	.
Chou and Voit (2009)	9	6	10	.	.	.	.	.	5	.	.	.	82	.	2	1	2	6	1	.	.	.	.	.	.	.
Cseke et al. (2016)	.	.	.	22	.	.	.	4	14	.	.	.	.	2	.	.	.	.	.	6	5	.	14	.	.	.
Dai and Lai (2010)	.	.	.	.	.	.	.	.	7	1	.	.	.	.	1	.	.	.	.	.	.	.	.	.	.	.
Daigle et al. (2012)	.	2	5	2	47	17	.	.	.	.	.	.	.	.	.	.	.	.	.	.	.	.	.	.	.	.
Dargatz (2010)	.	1	.	195	25	.	.	83	144	.	.	.	.	9	1	.	.	.	1	33	13	.	.	.	2	.
Dattner (2015)	.	.	.	.	.	.	.	1	28	.	.	.	.	15	.	.	.	.	1	.	.	.	.	.	.	.
Deng and Tian (2014)	.	.	1	1	.	.	.	.	3	.	10	.	2	1	.	.	.	.	.	.	.	.	.	.	1	.
Dey et al. (2018)	.	1	.	.	.	.	.	1	.	.	.	.	.	.	.	.	.	.	.	8	1	.	.	.	.	.
Dinh and Sidje (2017)	.	.	.	2	.	.	.	9	18	.	.	1	.	.	.	.	.	.	.	.	.	.	.	.	.	.
Dochain (2003)	.	.	.	.	.	.	.	2	.	.	.	.	.	1	.	.	.	.	.	.	.	.	.	.	.	.
Drovandi et al. (2016)	.	1	.	36	4	.	.	2	.	.	.	.	.	.	.	.	.	.	.	.	.	.	.	.	1	.
Eghtesadi and Mcauley (2014)	.	.	3	.	.	.	.	.	.	.	2	.	.	.	.	.	.	.	1	.	.	.	.	.	.	.
Eisenberg and Hayashi (2014)	.	.	.	.	.	.	.	1	10	.	.	.	.	.	.	.	.	.	.	.	.	.	.	.	.	.
Engl et al. (2009)	20	7	.	.	.	.	.	1	44	.	.	.	6	.	3	.	1	.	.	.	.	.	.	.	.	.
Erguler and Stumpf (2011)	.	.	4	.	.	.	.	.	8	.	.	.	.	.	.	.	.	.	.	.	.	.	.	.	.	.
Fages et al. (2015)	1	4	.	1	.	.	.	.	91	.	.	.	.	8	.	8	.	.	.	.	.	.	.	.	.	.
Famili et al. (2005)	6	2	2	.	.	.	.	.	.	.	.	.	.	.	.	.	.	.	.	.	.	.	.	.	.	.
Farina et al. (2006)	.	9	.	.	.	.	.	1	.	1	.	.	.	1	.	.	.	.	.	.	.	.	.	.	.	.
Fearnhead and Prangle (2012)	.	.	1	39	1	.	.	3	.	.	.	.	.	4	.	.	4	.	.	.	.	.	.	.	.	.
Fearnhead et al. (2014)	.	.	.	7	3	.	.	4	86	.	.	.	.	.	.	.	.	.	.	.	.	.	.	.	125	.
Rodriguez-Fernandez et al. (2006b)	.	.	.	.	.	.	.	2	7	.	2	.	.	.	.	.	.	.	.	.	.	.	.	.	.	.
Rodriguez-Fernandez et al. (2006a)	.	.	1	.	.	.	.	.	3	.	2	.	.	.	.	.	.	.	.	.	.	.	.	.	.	.
Rodriguez-Fernandez et al. (2013)	.	.	.	1	.	.	.	.	2	.	6	.	.	.	.	.	.	.	.	.	.	.	.	.	.	.
Fey et al. (2008)	.	2	.	.	.	.	.	1	1	.	.	.	.	.	1	.	.	.	.	.	.	.	.	.	.	.
Fey and Bullinger (2010)	.	4	.	.	.	.	.	.	1	.	.	.	.	18	.	.	.	.	.	.	.	.	.	.	.	.
Flassig (2014)	2	.	5	5	.	.	.	1	71	16	.	.	.	4	1	.	7	.	.	.	.	.	.	.	.	.
Folia and Rattray (2018)	.	.	.	8	.	.	.	.	31	.	.	.	.	.	.	.	.	.	.	.	.	.	.	.	29	.
Fröhlich et al. (2014)	.	.	.	7	.	.	.	.	10	.	.	.	.	.	.	.	.	.	.	.	.	.	.	.	.	.
Fröhlich et al. (2016)	.	.	6	3	.	.	.	.	9	.	3	.	.	1	.	.	.	2	1	1	2	5	41	50	.	
Fröhlich et al. (2017)	1	1	11	1	.	.	.	.	16	3	1	1	.	1	3	.	.	.	2	.	.	.	.	.	.	.
Gábor and Banga (2014)	.	.	.	.	.	.	.	.	3	.	.	.	.	.	.	.	.	.	.	.	.	.	.	.	.	.
Gábor et al. (2017)	.	.	2	.	.	.	.	.	3	1	.	.	.	.	.	.	.	.	.	.	.	.	.	.	.	.
Galagali (2016)	.	11	1	46	3	.	.	7	20	.	.	.	.	.	.	.	.	.	.	1	.	.	.	.	1	.
Geffen et al. (2008)	.	1	.	.	.	.	.	2	.	.	.	.	.	.	.	.	.	.	.	.	.	.	.	.	.	.
Gennemark and Wedelin (2007)	.	.	.	.	.	.	.	.	20	.	.	.	10	3	.	.	.	.	.	.	.	.	.	.	.	.
Ghusinga et al. (2017)	1	.	.	.	1	.	.	1	.	.	.	.	.	5	.	.	1	.	.	.	.	.	19	.	.	.
Gillespie and Golightly (2012)	.	1	.	5	1	.	.	.	24	.	.	.	.	.	.	.	.	.	.	.	.	.	1	.	.	.
Golightly and Wilkinson (2006)	1	2	.	6	1	.	.	.	3	.	.	.	.	.	.	.	.	.	.	2	.	.	.	.	.	.
Golightly and Wilkinson (2005)	1	4	.	12	2	.	.	.	9	.	.	.	.	.	.	.	.	.	.	1	4	.	.	.	.	.
Golightly and Wilkinson (2011)	2	1	1	24	1	.	.	4	9	.	.	.	.	.	.	.	.	.	.	4	2	.	.	.	.	.
Golightly et al. (2012)	.	.	.	23	2	.	.	2	15	.	.	.	.	.	.	.	.	.	.	8	.	.	.	76	.	.
Golightly et al. (2015)	1	1	.	26	4	.	.	3	16	.	.	.	.	.	.	.	.	.	.	8	.	.	.	109	.	.
Golightly and Kypraios (2017)	.	1	.	20	1	.	.	3	.	.	.	.	.	.	.	.	.	.	.	.	.	.	.	.	.	.
Golightly et al. (2018)	1	1	.	16	28	.	.	2	4	.	.	.	.	.	.	.	.	.	.	7	.	.	.	.	.	.
González et al. (2013)	.	.	.	.	.	.	.	2	27	.	.	.	5	.	2	.	1	.	1	.	.	.	.	.	.	.
Gordon et al. (1993)	.	.	.	1	.	.	.	9	.	.	.	.	.	.	.	.	.	.	.	.	.	.	.	.	.	.

**Table S12.** Coverage of modeling strategies for BRNs. (cont.)

Reference	Physical laws				Random processes				Mathematical models				Interaction models				CME based models								
	kinetic rate laws	mass action kinetics	mechanistic models	Markov process	Poisson process	birth-death process	telegraph process	state space representation	ODEs, PDEs, SDEs, DDEs	rational model	differential algebraic eqns.	tensor representation	S-system model	polynomial model	manifold map	Petri nets	Boolean networks	neural networks	agent based models	Langevin equation	Fokker-Planck equation	reaction rate equation	moment closure	linear noise approximation	system size expansion
Guillén-Gosálbez et al. (2013)	3	.	1	.	.	.	.	.	1	.	.	.	2	.	.	.	.	.	.	.	.	.	.	.	.
Goutsias and Jenkinson (2012)	1	2	.	139	24	.	.	12	1	.	.	.	2	.	8	.	20	10	15	2	.	13	22	.	.
Gratie et al. (2013)	.	5	4	8	.	.	.	1	55	1	.	.	.	1	.	2	.	.	1	.	.	.	.	.	.
Gupta (2013)	.	2	1	72	6	.	.	17	48	.	.	.	.	1	.	.	.	.	.	.	.	.	.	.	.
Gupta and Rawlings (2014)	.	2	1	17	.	.	.	11	4	1	.	.	.	.	.	.	.	.	.	.	.	.	.	.	.
Hagen et al. (2013)	.	1	4	.	.	.	.	.	6	4	.	.	.	.	.	.	.	.	.	.	.	.	.	2	.
Hasenauer et al. (2010)	.	2	.	.	.	.	.	.	.	1	.	.	.	9	.	.	.	.	.	.	.	.	.	.	.
Hasenauer (2013)	3	3	12	43	1	4	.	2	99	3	.	.	.	6	2	.	.	.	2	21	30	10	1	.	.
Mustafa et al. (2013)	.	.	.	1	.	.	.	.	.	.	.	.	.	.	.	.	.	.	.	.	.	.	.	.	.
Th and Manini (2008)	.	.	.	2	.	.	.	1	12	.	.	.	.	.	.	.	.	.	.	.	.	.	.	.	.
Hussain et al. (2015)	.	.	.	8	.	.	.	2	3	11	.	.	1	3	.	1	.	49	.	.	.	.	.	.	.
Hussain (2016)	.	.	.	16	.	.	.	8	13	20	.	.	4	2	.	2	.	45	.	.	.	.	.	.	.
Iwata et al. (2014)	1	.	.	.	.	.	.	.	.	.	.	.	34	1	.	.	.	.	.	.	.	.	.	.	.
Jagiella et al. (2017)	.	.	7	5	.	.	.	.	13	3	.	.	.	.	.	.	.	15	.	.	.	.	.	.	.
Jang et al. (2016)	.	.	.	2	.	.	.	2	1	.	.	.	.	.	.	.	.	.	.	.	.	.	.	.	.
Jaqaman and Danuser (2006)	.	.	2	3	.	.	.	.	.	1	.	.	.	3	.	.	.	.	.	.	.	.	.	.	.
Ji and Brown (2009)	.	.	.	.	.	.	.	2	19	.	.	.	.	.	.	.	.	.	.	.	.	.	.	.	.
Jia et al. (2011)	1	.	.	.	.	.	.	.	65	.	.	.	10	5	.	.	.	1	.	.	.	.	.	.	.
Joshia et al. (2006)	6	.	.	.	.	.	.	.	.	.	.	.	.	.	.	.	.	.	.	.	.	.	.	.	.
Karnaukhov et al. (2007)	.	1	.	.	.	.	.	.	.	.	.	.	.	.	.	.	.	.	.	.	.	.	.	.	.
Karimi and Mcauley (2013)	.	.	.	3	.	.	.	1	36	.	.	.	.	2	.	.	.	.	.	.	.	.	.	.	.
Karimi and Mcauley (2014b)	.	.	.	5	.	.	.	4	31	.	.	.	.	2	.	.	.	.	.	1	.	.	.	.	.
Karimi and Mcauley (2014a)	.	.	.	5	.	.	.	.	32	.	.	.	.	3	.	.	.	.	.	1	.	.	.	.	.
Kimura et al. (2015)	.	.	1	3	2	.	.	.	2	.	.	.	.	5	.	.	.	.	.	.	.	.	.	.	.
Kleinstein et al. (2006)	.	1	.	.	.	.	.	.	2	1	.	.	.	.	.	.	.	.	.	.	.	.	.	.	.
Ko et al. (2009)	1	2	.	.	.	.	.	.	.	.	.	.	5	.	.	.	.	.	.	.	.	.	.	.	.
Koblents and Míguez (2011)	.	.	.	.	.	.	.	.	2	.	.	.	.	.	.	.	.	.	.	.	.	.	.	.	.
Koblents and Míguez (2014)	.	.	.	29	1	.	.	4	.	.	.	.	.	.	.	.	.	.	1	.	.	2	.	.	.
Koepl et al. (2010)	.	.	.	11	.	.	.	2	1	.	.	.	.	.	.	.	.	.	1	.	.	.	.	.	.
Koepl et al. (2012)	1	4	4	13	1	.	.	6	1	2	.	.	.	.	.	.	.	.	.	.	2	.	.	.	.
Komorowski et al. (2009)	.	.	.	4	4	.	.	.	6	.	.	.	.	.	.	.	.	.	.	.	.	.	24	.	.
Komorowski et al. (2011)	.	.	.	2	2	.	.	.	13	.	.	.	.	.	.	.	.	.	.	.	.	.	12	.	.
Kravaris et al. (2013)	.	.	1	.	.	.	.	2	.	.	.	.	.	.	.	.	.	.	.	.	.	.	.	.	.
Kuepfer et al. (2007)	.	7	.	.	.	.	.	.	5	1	.	.	.	10	.	.	.	.	.	.	.	.	.	.	.
Kügler (2012)	2	1	.	1	.	5	.	6	10	.	.	1	.	.	.	.	.	1	3	7	.	8	8	.	.
Kulikov and Kulikova (2015a)	.	.	.	.	.	.	.	4	35	.	.	.	.	1	.	.	.	.	.	1	.	.	.	.	.
Kulikov and Kulikova (2015b)	.	.	.	.	.	.	.	1	12	.	.	.	.	.	.	.	.	.	.	.	.	.	.	.	.
Kulikov and Kulikova (2017)	.	.	.	.	.	.	.	3	54	.	.	.	.	.	.	.	.	.	.	.	.	.	.	.	.
Kuntz et al. (2017)	.	1	.	21	1	1	.	14	.	.	.	1	.	19	.	.	.	.	.	.	.	2	.	.	.
Kutalik et al. (2007)	.	1	.	.	.	.	.	.	5	.	.	.	45	1	1	.	.	.	.	.	.	.	.	.	.
Kuwahara et al. (2013)	.	.	1	.	.	.	.	2	10	1	.	.	.	3	.	.	.	.	.	.	.	.	.	.	.
Kyriakopoulos and Wolf (2015)	.	1	.	7	.	.	.	8	1	.	.	.	.	.	.	.	.	.	.	.	.	1	2	.	.
Lakatos et al. (2015)	5	.	.	2	2	.	.	.	11	.	.	.	.	.	.	.	.	.	.	.	.	29	7	.	.
Lakatos (2017)	6	.	3	2	4	.	.	12	64	1	1	.	.	2	.	.	.	.	.	.	.	41	37	.	.
Lang and Stelling (2016)	.	.	1	.	.	.	.	.	4	.	.	.	.	2	.	.	.	.	.	.	.	.	.	.	.
Lecca et al. (2009)	.	1	.	1	.	.	.	1	1	.	.	.	.	1	.	.	1	1	.	.	.	.	.	.	.
Li and Vu (2013)	.	.	1	.	.	.	.	.	6	.	1	.	2	.	.	.	.	.	.	.	.	.	.	.	.
Li and Vu (2015)	.	1	1	.	.	.	.	1	2	.	.	.	.	7	1	.	.	.	.	.	.	.	.	.	.
Liao et al. (2015a)	.	.	.	3	.	.	.	7	17	.	.	67	.	.	.	.	.	.	2	7	.	.	.	.	.

**Table S12.** Coverage of modeling strategies for BRNs. (cont.)

Reference	Physical laws			Random processes				Mathematical models					Interaction models				CME based models								
	kinetic rate laws	mass action kinetics	mechanistic models	Markov process	Poisson process	birth-death process	telegraph process	state space representation	ODEs, PDEs, SDEs, DDEs	rational model	differential algebraic eqns.	tensor representation	S-system model	polynomial model	manifold map	Petri nets	Boolean networks	neural networks	agent based models	Langevin equation	Fokker-Planck equation	reaction rate equation	moment closure	linear noise approximation	system size expansion
Liao (2017)	.	.	1	10	18	19	.	10	35	.	.	535	.	46	1	.	.	.	.	13	42	13	.	14	19
Liepe et al. (2014)	.	.	3	5	.	.	.	.	19	.	.	.	.	.	.	.	.	.	.	.	.	.	.	2	.
Lillacci and Khammash (2010b)	.	1	.	2	.	.	.	2	2	2	.	.	.	.	.	.	.	.	1	.	.	.	.	.	.
Lillacci and Khammash (2012)	.	1	.	2	.	.	.	4	4	1	.	.	.	.	.	.	.	.	.	.	.	.	.	.	.
Linder (2013)	.	23	.	6	16	.	.	.	56	.	.	.	.	.	.	.	.	.	1	2	.	4	.	53	.
Lindera and Rempala (2015)	.	10	.	9	2	.	.	.	13	.	.	.	.	.	.	.	.	.	.	1	.	2	.	18	.
Liu et al. (2006)	.	.	.	.	.	.	.	.	.	.	.	.	.	.	.	.	.	.	.	.	.	.	.	.	.
Liu and Wang (2008a)	.	.	.	.	.	.	.	.	1	.	.	.	42	2	.	.	.	1	.	.	.	.	.	.	.
Liu and Wang (2008b)	.	1	.	.	.	.	.	.	.	.	.	.	10	.	.	.	2	.	.	.	.	1	.	.	.
Liu and Wang (2009)	.	1	.	.	.	.	.	.	.	.	.	.	4	3	.	.	.	.	.	.	.	.	.	.	.
Liu et al. (2012)	.	.	.	2	.	.	.	.	3	.	.	.	52	.	.	1	1	.	.	.	.	.	.	.	.
Liu and Gunawan (2014)	.	2	.	.	.	.	.	.	61	.	.	.	.	4	.	.	.	.	.	.	.	4	.	.	.
Liu (2014)	1	.	.	28	4	.	.	50	26	7	.	3	.	.	14	.	.	6	.	1	.	.	.	.	.
Loos et al. (2016)	.	.	3	.	.	.	.	.	7	.	.	.	.	.	.	.	.	.	.	.	.	2	.	.	.
Lötstedt (2018)	.	.	.	7	4	.	.	.	12	.	.	.	.	1	.	.	.	.	.	.	1	1	.	31	.
Lück and Wolf (2016)	.	2	.	7	.	.	.	3	.	.	.	.	.	1	.	.	.	.	.	.	.	.	14	3	.
Mancini et al. (2015)	.	.	.	.	.	.	.	1	11	1	1	.	.	.	.	.	.	.	.	.	.	.	.	.	.
Mannakee et al. (2016)	.	.	3	7	.	.	.	.	4	.	.	.	.	1	50	.	.	.	.	1	.	1	.	.	.
Mansouri et al. (2014)	.	2	.	1	.	.	.	4	.	1	.	.	25	.	.	.	.	.	.	.	.	.	.	.	.
Mansouri et al. (2015)	.	2	.	1	.	.	.	3	.	1	.	.	20	.	.	.	.	.	.	.	.	.	.	.	.
Matsubara et al. (2006)	.	1	.	.	.	.	.	.	.	1	.	.	.	.	.	.	7	.	.	.	.	.	.	.	.
Mazur (2012)	.	.	.	140	5	.	.	35	123	.	1	.	9	11	.	43	42	2	7	2	.	.	.	.	.
Mazur and Kaderali (2013)	.	.	.	7	.	.	.	3	4	.	.	.	.	.	.	.	.	.	.	.	.	.	.	.	.
McGoff et al. (2015)	.	.	.	30	.	.	.	22	18	.	.	.	.	.	9	.	.	.	.	.	.	.	.	.	.
Meskin et al. (2011)	.	.	.	.	.	.	.	1	.	.	.	.	50	1	.	.	.	.	.	.	.	.	.	.	.
Meskin et al. (2013)	.	.	.	.	.	.	.	2	1	.	.	.	31	.	.	.	.	.	.	.	.	.	.	.	.
Michailidis and dAlché Buc (2013)	.	.	.	10	.	.	.	1	5	.	.	.	1	1	.	.	.	.	.	.	.	.	.	.	.
Michalik et al. (2009)	.	.	.	.	.	.	.	.	3	.	12	.	.	.	.	.	.	.	.	.	.	.	.	.	.
Mihaylova et al. (2012)	.	.	.	.	.	.	.	11	.	.	.	.	.	.	.	.	.	.	.	.	.	.	.	.	.
Mihaylova et al. (2014)	.	.	.	14	20	.	.	5	.	.	.	.	.	.	.	.	.	.	7	.	.	.	.	.	.
Mikeev and Wolf (2012)	.	.	.	32	.	.	.	12	22	.	.	.	.	2	.	.	.	.	.	.	.	.	3	.	.
Mikelson and Khammash (2016)	.	1	2	6	.	5	.	.	2	.	.	.	.	.	.	.	.	.	.	.	.	.	.	2	.
Milios et al. (2018)	.	1	.	20	.	.	.	19	5	.	.	.	.	2	.	.	.	.	4	.	.	.	16	4	.
Milner et al. (2013)	3	1	.	1	3	.	.	.	20	.	.	.	.	.	.	.	.	.	.	1	.	.	30	1	.
Mizera et al. (2014)	.	.	.	32	.	.	.	2	.	.	.	.	.	.	.	1	.	.	.	.	.	.	2	.	.
Moles et al. (2003)	.	.	.	.	.	.	.	.	3	.	2	.	.	1	.	.	.	.	.	.	.	.	.	.	.
Jaime and Denis (2015)	.	.	.	.	.	.	.	2	1	.	1	.	.	.	.	.	.	.	.	.	.	.	.	.	.
Moritz (2014)	1	1	4	.	.	.	.	10	29	2	4	.	.	11	.	.	1	.	.	.	.	2	.	.	.
Mozgunov et al. (2018)	.	.	.	13	25	.	.	5	5	.	.	.	.	.	.	2	.	.	.	2	.	.	.	.	.
Mu (2010)	4	2	1	.	.	.	.	2	20	1	.	.	59	.	.	.	.	1	.	.	.	.	.	.	.
Müller et al. (2011)	.	.	1	15	2	.	.	.	.	.	.	.	.	.	.	.	.	.	.	1	1	1	.	.	.
Murakami (2014)	.	.	.	7	.	.	.	.	.	1	.	.	.	.	.	.	.	.	1	.	.	.	.	.	.
Nemeth et al. (2014)	.	.	.	6	.	.	.	4	.	.	.	.	.	.	.	.	.	.	.	.	.	.	.	.	.
Nienaltowski et al. (2015)	.	.	1	.	.	.	.	1	5	.	.	.	.	.	.	.	.	.	.	.	.	.	.	.	.
Nim et al. (2013)	.	.	.	.	.	.	.	.	19	1	.	.	.	3	.	.	.	.	.	.	.	.	.	.	.
Nobile et al. (2013)	1	1	5	.	.	.	.	.	6	.	.	.	1	.	.	.	.	.	3	.	.	.	.	.	.
Nobile et al. (2016)	1	.	2	.	.	.	.	.	6	.	.	.	.	.	.	.	.	.	1	.	.	.	.	.	.
Pahle et al. (2012)	.	.	1	1	.	.	.	.	4	1	.	.	.	.	.	.	.	.	.	.	2	.	.	53	.
Palmisano (2010)	2	19	1	20	.	.	.	5	111	9	.	.	3	1	.	3	2	.	10	1	.	.	.	.	.

**Table S12.** Coverage of modeling strategies for BRNs. (cont.)

Reference	Physical laws			Random processes			Mathematical models					Interaction models			CME based models										
	kinetic rate laws	mass action kinetics	mechanistic models	Markov process	Poisson process	birth-death process	telegraph process	state space representation	ODEs, PDEs, SDEs, DDEs	rational model	differential algebraic eqns.	tensor representation	S-system model	polynomial model	manifold map	Petri nets	Boolean networks	neural networks	agent based models	Langevin equation	Fokker-Planck equation	reaction rate equation	moment closure	linear noise approximation	system size expansion
Pan and Yang (2010)	.	.	.	6	.	.	.	.	.	.	.	.	.	.	4	.	.	.	.	.	.	.	.	.	.
Pantazis et al. (2013)	.	2	.	15	2	3	.	.	8	.	.	.	.	1	.	.	.	.	.	6	1	.	.	.	15
Paul (2014)	.	1	.	12	16	26	.	2	12	.	.	.	.	.	.	.	.	.	.	1	.	.	2	.	.
Penas et al. (2017)	.	.	.	.	.	.	.	.	10	1	4	.	.	.	.	.	.	.	.	.	.	.	.	.	.
Plesa et al. (2017)	.	.	.	.	.	.	.	5	35	.	.	1	.	9	2	.	.	.	.	.	.	.	.	.	.
Poovathingal and Gunawan (2010)	.	.	.	1	.	.	.	.	1	.	.	.	.	.	.	.	.	.	.	1	.	.	.	.	.
Pullen and Morris (2014)	.	.	7	6	.	.	.	1	6	.	.	.	.	.	.	.	1	1	.	.	.	.	.	.	.
Quach et al. (2007)	.	3	.	3	.	.	.	16	23	.	.	.	.	.	.	.	.	.	.	.	.	.	.	.	.
Radulescu et al. (2012)	.	2	6	1	.	.	.	.	6	.	.	.	3	17	31	.	.	.	1	1	1	.	.	.	.
Rakhshania et al. (2016)	.	.	1	2	.	.	.	.	3	.	.	.	.	.	.	.	2	.	.	.	.	.	.	.	.
J. O. Ramsay and Cao (2007)	.	.	3	13	2	.	.	13	81	.	9	.	.	2	2	.	.	1	1	.	.	.	.	.	.
Rapaport and Dochain (2005)	.	.	.	.	.	.	.	1	.	.	.	.	.	.	.	.	.	.	.	.	.	.	.	.	.
Reinker et al. (2006)	.	2	.	10	.	.	.	6	.	.	.	.	.	.	.	.	.	.	.	.	.	.	.	.	.
Reis et al. (2018)	.	.	.	2	65	.	.	.	40	.	.	.	.	11	.	.	.	.	.	.	1	1	.	.	.
Remlia et al. (2017)	.	.	1	.	.	.	.	.	6	.	.	.	.	.	.	.	.	1	.	.	.	.	.	.	.
Rempala (2012)	.	5	.	10	4	.	.	.	15	.	.	.	.	.	.	.	.	.	.	1	.	.	.	1	.
Revell and Zuliani (2018)	.	2	.	4	1	.	.	2	3	.	.	1	.	.	.	.	.	.	.	1	.	.	.	5	.
Rosati et al. (2018)	.	.	.	.	.	.	.	.	29	.	.	.	.	1	.	.	.	.	.	.	.	.	.	.	.
Ruess et al. (2011)	.	.	.	1	.	.	.	3	.	.	.	.	.	.	.	.	.	.	.	.	.	.	33	.	.
Ruess (2014)	1	.	4	18	10	1	.	8	13	.	.	.	.	3	.	.	.	.	4	5	5	6	34	20	.
Ruess and Lygeros (2015)	.	1	1	8	2	.	.	3	1	.	.	.	.	1	.	.	.	.	.	.	.	21	.	.	.
Rumschinski et al. (2010)	1	3	.	.	.	.	.	1	.	.	.	.	1	8	.	.	.	1	.	.	.	.	.	.	.
Ruttur and Oppen (2010)	1	1	.	3	.	.	.	.	.	.	.	.	.	.	.	.	1	.	.	2	.	.	.	.	.
Sadamoto et al. (2017)	.	.	.	.	.	.	.	.	.	.	.	.	.	.	.	.	.	.	.	.	.	.	.	.	.
Sagar et al. (2017)	1	1	.	.	.	.	.	.	.	.	.	.	.	.	.	.	.	.	.	.	.	.	.	.	.
Schenkendorf (2014)	.	.	2	.	.	.	.	1	102	.	.	5	.	25	.	.	.	6	.	.	.	.	.	.	.
Schilling et al. (2016)	1	2	.	7	.	.	.	4	10	.	.	.	.	2	.	.	.	.	.	.	.	44	1	.	.
Schnoerr (2016)	.	.	1	19	143	5	.	16	73	.	.	.	5	19	.	.	.	.	1	80	23	.	108	28	14
Schnoerr et al. (2017)	.	7	.	23	20	4	.	15	5	.	1	2	.	3	.	2	.	1	1	23	7	.	76	65	68
Septier and Peters (2016)	.	.	.	50	1	.	.	10	7	.	.	1	.	.	15	.	.	.	.	25	.	.	.	.	.
Shacham and Brauner (2014)	.	.	4	.	.	.	.	.	3	.	1	.	.	11	.	.	.	2	.	.	.	.	.	.	.
Sherlock et al. (2014)	.	2	.	25	8	.	.	2	46	.	.	.	.	.	.	.	.	.	5	.	.	.	54	.	.
Shiang (2009)	.	.	.	.	.	.	.	.	39	3	.	.	.	.	.	.	.	.	.	.	.	.	.	.	.
Zamora-Sillero et al. (2011)	.	1	.	2	.	.	.	2	.	.	.	.	.	.	.	.	.	2	.	.	.	.	.	.	.
Singh and Hahn (2005)	.	.	.	.	.	.	.	1	3	.	.	.	.	.	.	.	.	.	.	.	.	.	.	.	.
Slezak et al. (2010)	1	.	3	.	.	.	.	.	.	.	.	.	.	.	.	.	.	1	.	.	.	.	.	.	.
Smadbeck (2014)	32	1	1	6	13	.	.	10	22	.	.	.	.	39	.	.	.	.	1	.	1	50	.	.	.
Smet and Marchal (2010)	.	.	1	.	.	.	.	.	.	.	.	.	.	.	.	.	.	.	.	.	.	.	.	.	.
Smith and Grima (2018)	1	14	.	2	1	.	.	.	4	1	.	5	.	.	.	.	.	.	10	.	.	1	.	.	.
He et al. (2004)	.	.	.	.	.	.	.	.	3	.	.	.	.	.	.	.	.	.	.	.	.	.	.	.	.
Srinath and Gunawan (2010)	.	1	.	.	.	.	.	.	11	.	.	.	8	.	.	.	.	.	.	.	.	.	.	.	.
Srinivas and Rangaiah (2007)	.	.	.	.	.	.	.	.	.	.	.	.	.	.	.	.	.	.	.	.	.	.	.	.	.
Srivastava (2012)	.	1	.	13	2	.	.	5	3	.	.	.	.	.	.	.	.	.	6	3	.	.	1	.	.
Srivastavaa and Rawlingsb (2014)	.	1	.	5	.	.	.	1	1	.	.	.	.	.	.	.	.	.	.	1	.	.	.	.	.
von Stosch et al. (2014)	.	.	31	.	.	.	.	.	5	.	.	.	.	.	.	.	51	.	.	.	.	.	.	.	.
Emmert-Streib et al. (2012)	.	.	.	3	.	.	.	.	.	.	.	.	.	.	.	2	.	.	.	.	.	.	.	.	.
Sun et al. (2008)	.	.	2	.	.	.	.	22	1	1	.	.	.	1	.	.	.	.	.	.	.	.	.	.	.
Sun et al. (2012)	.	1	.	2	.	.	.	.	11	4	5	.	34	1	.	.	.	2	1	1	.	.	.	.	.
Sun et al. (2014)	2	.	.	2	.	.	.	.	.	.	.	.	4	.	.	.	.	1	.	.	.	.	.	.	.



**Table S12.** Coverage of modeling strategies for BRNs. (cont.)

	Physical laws			Random processes				Mathematical models					Interaction models				CME based models								
	kinetic rate laws	mass action kinetics	mechanistic models	Markov process	Poisson process	birth-death process	telegraph process	state space representation	ODEs, PDEs, SDEs, DDEs	rational model	differential algebraic eqns.	tensor representation	S-system model	polynomial model	manifold map	Petri nets	Boolean networks	neural networks	agent based models	Langevin equation	Fokker-Planck equation	reaction rate equation	moment closure	linear noise approximation	system size expansion
Reference																									
Swaminathan and Murray (2014)	.	.	.	21	.	.	.	1	.	.	.	.	.	.	.	.	.	.	.	.	.	.	.	.	.
Tanevski et al. (2010)	.	2	.	6	5	.	.	1	1	.	.	.	.	.	.	.	.	.	.	.	.	1	.	.	.
Tangherloni et al. (2016)	1	.	1	1	.	.	.	.	6	.	2	.	.	.	.	.	.	.	.	.	.	.	.	.	.
Teijeiro et al. (2017)	.	.	.	.	.	.	.	.	48	2	.	.	.	.	.	.	.	.	.	.	.	.	.	.	.
Tenazinha and Vinga (2011)	1	1	3	.	.	.	.	1	39	.	.	.	.	.	.	.	.	.	.	1	.	.	.	.	.
Thomas et al. (2012)	5	.	.	.	4	.	.	.	.	.	.	.	.	.	.	.	.	.	.	35	4	.	.	175	.
Tian et al. (2007)	.	.	.	1	7	.	.	.	29	.	.	.	.	.	.	.	.	.	.	1	.	.	.	.	.
Tian et al. (2010)	.	.	.	.	.	.	.	.	.	.	.	.	.	.	.	.	.	.	.	.	.	.	.	.	.
Toni and Stumpf (2009)	.	2	3	2	.	.	.	1	8	.	.	.	.	.	.	1	.	.	.	.	.	.	.	.	.
Transtrum and Qiu (2012)	.	.	.	1	.	.	.	.	.	.	.	.	.	.	3	.	.	.	2	.	.	.	.	.	.
Siegal-Gaskins et al. (2015)	.	5	.	1	.	.	.	.	12	.	.	.	.	.	.	.	.	.	.	.	.	.	.	.	.
Vanlier et al. (2013)	.	.	1	8	.	.	.	1	3	7	.	.	.	.	2	.	.	.	.	1	.	.	.	.	.
Vargas et al. (2014)	.	.	.	.	.	.	.	.	.	.	.	.	.	.	.	.	.	.	.	.	.	.	.	.	.
Veerman et al. (2018)	.	.	.	.	3	.	12	.	.	.	.	.	.	.	.	.	.	.	.	.	.	.	.	.	.
Venayak et al. (2018)	.	.	.	.	.	.	.	.	.	.	.	.	.	.	.	.	.	.	.	.	.	.	.	.	.
Villaverde et al. (2012)	8	2	1	.	.	.	.	.	5	.	1	.	.	.	.	.	.	.	.	.	.	.	.	.	.
Villaverde et al. (2014)	.	.	.	1	.	.	.	.	.	.	.	.	.	.	.	.	1	1	.	.	.	.	.	.	.
Villaverde et al. (2016)	.	.	.	.	.	.	.	.	3	4	.	.	.	3	.	.	.	.	.	.	.	.	.	.	.
Villaverde and Barreiro (2016)	.	.	1	.	.	.	.	1	13	.	.	.	.	1	.	.	.	.	.	.	.	.	.	.	.
Voit (2013)	6	5	3	.	1	.	.	.	13	3	.	1	200	9	1	4	.	4	.	.	.	.	.	.	.
Vrettas et al. (2011)	.	.	.	14	.	.	.	1	19	.	.	.	.	53	.	.	.	.	.	3	.	.	.	.	.
Wang et al. (2010)	3	1	.	12	.	5	.	.	.	.	.	.	.	.	.	.	.	.	.	2	.	.	.	.	.
Weber and Frey (2017)	.	1	.	44	109	8	5	48	84	.	.	1	.	20	2	.	4	.	8	58	.	4	.	.	.
Weiss et al. (2016)	.	.	.	1	.	.	.	.	.	.	.	.	.	.	14	.	5	.	.	.	.	.	.	.	.
Whitaker et al. (2017)	.	.	1	13	1	1	.	.	50	.	.	.	.	.	.	.	.	.	.	2	.	1	75	.	.
White et al. (2015)	.	.	.	12	.	.	.	1	3	.	.	.	.	.	.	.	.	.	.	.	.	.	.	.	.
White et al. (2016)	.	2	37	.	.	.	.	.	2	.	.	.	.	.	22	.	.	.	1	.	.	.	.	.	.
Wong et al. (2015)	.	31	7	.	.	.	.	.	5	.	16	.	.	.	.	.	.	.	.	.	.	.	.	.	.
Woodcock et al. (2011)	1	.	.	5	.	.	.	.	12	1	.	.	.	.	.	.	.	.	.	.	.	.	.	17	.
Xiong and Zhou (2013)	.	.	.	1	.	.	.	12	.	.	.	.	.	.	.	.	.	.	.	.	.	.	.	.	.
Yang et al. (2014)	.	.	5	2	.	.	.	2	2	.	.	.	.	.	.	.	.	.	.	.	.	.	.	.	.
Yang et al. (2012)	.	.	.	.	.	.	.	.	.	.	.	.	16	.	.	.	1	.	.	.	.	.	.	.	.
Yenkie et al. (2016)	.	2	.	2	4	.	.	.	67	.	.	.	.	.	.	.	.	.	.	.	.	.	.	.	.
Zechner et al. (2011)	.	.	.	6	1	.	.	5	.	.	.	.	.	.	.	.	.	.	.	.	.	.	.	.	.
Zechner et al. (2012)	.	.	.	5	1	3	.	1	4	.	.	.	.	.	.	.	.	.	.	.	.	1	.	.	.
Zechner (2014)	.	.	.	56	20	10	.	12	38	.	.	.	.	3	.	.	.	.	.	2	.	5	4	.	.
Zhan and Yeung (2011)	.	.	.	.	.	.	.	.	16	.	.	.	6	.	1	.	1	.	.	.	.	.	.	.	.
Zhan et al. (2014)	.	.	.	.	.	.	.	.	52	.	.	.	7	.	3	.	.	.	.	.	.	.	.	.	.
Zimmer et al. (2014)	.	.	.	3	.	.	.	.	14	.	1	.	.	.	4	.	.	.	1	.	.	.	4	.	.
Zimmer and Sahle (2012)	1	.	.	4	.	.	.	5	51	1	1	.	.	.	1	.	.	.	.	.	.	.	2	.	.
Zimmer and Sahle (2015)	4	1	.	5	.	.	.	2	17	1	.	.	.	.	.	.	.	.	.	.	.	.	.	23	.
Zimmer (2015)	3	.	.	13	.	1	.	5	12	3	.	.	.	.	.	.	.	.	.	.	.	1	13	.	.
Zimmer (2016)	4	.	.	1	.	.	.	5	15	3	2	.	.	.	.	.	.	1	.	.	.	4	47	.	.
# papers	59	104	82	166	72	22	2	150	216	58	27	19	39	89	35	13	13	36	43	55	35	19	45	50	4

**Table S13.** Coverage of parameter estimation methods for BRNs.

	Tasks			Measures			Bayesian methods			Monte Carlo		Kalman filter			Model fitting			XLR										
Reference	identifi., observab., reachability	optimum experiment design	bifurcation analysis	inference, identification	sensitivity analysis	confidence/credible intervals	Akaike/Fisher/mutual info.	entropy	sum of squared errors	MAP, ML, likelihood	approximate Bayesian comput.	expectation-maximization	variational Bayesian inference	MCMC	Metropol./import. sampling	sequential MC, particle filters	Kalman filter	extended Kalman filter	unscented Kalman filter	LS and regression	genetic algorithms	optimization programming	simulated annealing	differential evolution	scatter, tabu, cuckoo search	particle swarm optimization	other algorithms	mach./deep/transf. learning
Abdullah et al. (2013c)	.	.	.	37	.	.	.	.	.	2	.	.	.	.	.	.	1	4	.	.	5	.	.	35	2	59	.	.
Abdullah et al. (2013b)	11	.	.	60	.	.	2	.	.	2	.	.	.	.	.	.	4	4	.	.	4	.	1	27	2	6	9	1
Abdullah et al. (2013a)	15	.	.	57	.	.	1	.	.	4	.	.	.	.	.	.	.	.	.	1	3	.	2	12	2	27	12	1
Alberton et al. (2013)	60	.	1	66	5	.	2	.	.	1	.	.	.	.	.	.	.	.	.	.	2	2	.	.	.	2	1	1
Ale et al. (2013)	1	1	.	20	6	.	.	2	.	4	.	.	.	.	.	.	.	.	.	.	.	.	.	.	2	.	.	.
Ali et al. (2015)	45	.	.	119	.	.	.	.	.	1	.	1	.	.	.	1	25	23	7	.	4	2	1	.	1	.	22	.
Amrein and Künsch (2012)	.	1	.	18	.	.	.	.	.	16	.	.	.	9	4	1	.	.	.	.	.	.	.	.	.	.	.	.
Anai et al. (2006)	.	.	.	33	.	3	.	.	.	.	.	.	.	.	.	.	.	.	.	1	.	2	.	1	.	.	.	.
Andreychenko et al. (2011)	.	.	.	36	.	.	.	.	.	76	.	.	.	.	.	.	.	.	.	.	.	.	.	.	.	.	.	.
Andreychenko et al. (2012)	5	.	.	50	.	.	5	.	.	48	.	.	.	.	.	.	.	.	.	.	.	1	.	.	2	.	.	.
Andreychenko (2014)	.	.	.	7	.	.	.	54	.	3	.	.	.	.	.	.	.	.	.	1	.	2	.	.	1	.	.	.
Andrieu et al. (2010)	2	.	.	85	.	.	.	1	.	127	12	.	.	210	80	278	6	.	.	.	.	3	1	.	.	.	.	.
Angius and Horváth (2011)	.	.	.	27	.	.	.	.	.	22	.	12	.	.	.	.	.	.	.	.	.	1	.	.	.	.	.	.
Arnold et al. (2014)	1	.	.	35	3	.	.	.	.	16	.	.	.	3	.	4	26	.	.	.	.	.	1	.	.	.	.	.
Ashyraliyev et al. (2009)	24	1	.	56	.	8	.	.	.	22	.	.	2	.	5	.	.	.	.	5	6	6	17	2	3	1	.	.
Atitey et al. (2018b)	.	.	.	5	.	.	.	.	.	12	.	.	.	1	1	.	.	.	.	.	.	1	.	.	8	.	.	.
Atitey et al. (2018a)	.	.	.	2	.	.	.	.	.	1	.	.	.	.	.	.	.	.	.	.	.	3	1	.	.	.	.	.
Atitey et al. (2019)	.	.	.	2	.	.	.	.	.	.	.	.	.	.	.	.	.	.	.	.	.	.	.	20	.	.	.	.
Azab et al. (2018)	.	.	.	28	.	.	.	3	.	1	.	.	.	.	3	3	.	.	.	1	.	.	.	.	.	3	77	.
Babtie and Stumpf (2017)	11	.	.	54	4	3	1	.	.	36	5	2	.	.	.	.	.	.	.	.	.	.	.	1	.	.	.	.
Backenköhler et al. (2016)	.	.	.	52	.	.	.	.	.	19	2	.	.	.	.	.	.	.	.	.	.	.	.	1	.	.	.	.
Backenköhler et al. (2018)	5	.	.	81	.	.	1	1	.	20	2	.	.	.	.	.	.	.	.	3	2	2	.	1	.	.	1	.
Baker et al. (133, 2010)	.	.	.	17	.	.	.	.	.	.	.	.	.	.	.	.	.	.	.	.	8	10	16	.	15	.	.	.
Baker et al. (2011)	54	.	.	46	4	.	.	.	.	5	.	.	.	.	.	.	22	10	47	2	2	.	3	.	.	.	.	.
Baker et al. (2013)	1	.	.	79	.	.	.	.	.	7	.	.	.	2	.	9	30	13	69	.	1	1	4	.	1	.	.	.
Baker et al. (2015)	130	.	.	151	1	21	1	.	.	77	.	.	.	1	.	7	26	4	69	4	.	1	.	1	.	.	.	.
Banga and Canto (2008)	17	.	.	50	1	8	3	.	.	4	.	.	.	.	.	.	.	.	.	2	.	2	.	2	2	.	.	1
Barnes et al. (2011)	1	9	.	41	3	.	1	.	.	45	27	.	.	3	.	11	16	1	25	.	1	.	1	1	.	.	.	.
Bayer et al. (2015)	.	.	.	34	.	4	.	.	.	38	.	35	.	5	.	.	.	.	.	.	.	.	.	.	.	.	.	.
Berrones et al. (2016)	.	.	.	29	.	.	.	1	.	19	.	.	.	.	.	.	1	1	.	.	10	5	.	3	.	2	9	.
Besozzi et al. (2009)	.	.	.	10	.	.	.	.	.	.	.	.	.	.	.	.	.	.	.	.	15	.	.	.	.	104	1	.
Bhaskar et al. (2010)	.	.	.	11	.	.	.	.	.	1	.	.	.	.	.	.	.	.	.	.	.	.	.	2	.	.	.	.
Bogomolov et al. (2015)	.	.	.	34	.	.	.	.	.	25	.	.	.	.	1	.	1	1	.	.	.	2	.	.	.	.	.	.
Bouraoui et al. (2015)	.	.	.	42	.	.	.	.	.	.	.	.	.	.	.	.	.	.	.	.	.	.	.	.	.	.	.	.
Farza et al. (2016)	2	.	.	28	.	.	.	.	.	.	.	.	.	.	.	.	.	.	.	.	.	5	.	.	.	.	.	.
Boys et al. (2008)	.	1	.	27	.	.	.	.	.	25	.	.	.	15	5	.	.	.	.	.	1	1	.	1	.	.	.	.
Brim et al. (2013)	2	3	.	10	1	.	.	.	.	4	.	.	.	.	.	.	.	.	.	.	.	2	.	.	.	.	.	.
Bronstein et al. (2015)	5	.	.	76	.	.	.	4	.	55	5	1	1	10	2	11	1	.	.	.	.	2	.	.	10	.	.	1
Bronstein and Koepl (2017)	.	.	.	5	.	.	7	32	.	.	.	.	48	.	.	.	.	.	.	.	.	1	.	.	1	.	.	.
Busetto and Buhmann (2009)	4	.	.	54	.	.	.	.	.	26	.	.	.	5	3	11	.	.	.	.	.	1	.	.	.	.	.	.
Camacho et al. (2018)	.	.	.	22	.	.	.	1	.	.	.	.	.	.	.	.	.	.	.	10	.	4	.	.	1	.	24	126
Balsa-Canto et al. (2008)	.	1	.	28	.	.	.	.	.	2	.	.	.	.	.	.	.	.	.	.	2	4	1	8	2	.	.	.
Carmi et al. (2013)	2	.	.	47	.	1	1	3	.	24	.	.	.	27	10	12	6	.	.	.	.	1	.	.	.	1	.	.
Cazzaniga et al. (2015)	.	.	.	11	.	.	.	.	.	.	.	.	.	.	.	.	.	.	.	.	2	.	.	3	.	54	1	.
Cedersund et al. (2016)	2	.	.	39	.	.	.	.	.	7	.	.	.	.	.	.	.	.	.	.	5	5	7	.	9	12	4	2
Česka et al. (2014)	3	3	.	10	1	.	.	.	.	4	.	1	.	.	.	.	.	.	.	.	.	2	.	.	.	.	.	.
Češka et al. (2017)	8	2	.	8	1	.	.	.	.	.	.	.	.	.	.	.	.	.	.	1	.	1	.	.	.	.	.	.
Chen et al. (2017)	.	.	.	13	.	.	.	.	.	5	.	.	.	.	.	.	.	.	.	.	.	.	.	.	.	.	.	.
Chevaliera and Samadb (2011)	.	.	.	6	.	.	.	.	.	.	.	.	.	.	.	.	.	.	.	.	.	.	.	.	.	.	.	.

**Table S13.** Coverage of parameter estimation methods for BRNs. (cont.)

	Tasks			Measures			Bayesian methods			Monte Carlo	Kalman filter	Model fitting					XLR										
Reference	identifi., observab., reachability	optimum experiment design	bifurcation analysis	inference, identification	sensitivity analysis	confidence/credible intervals	Akaike/Fisher/mutual info. entropy	sum of squared errors	MAP, ML, likelihood	approximate Bayesian comput.	expectation-maximization	variational Bayesian inference	MCMC	Metropol./import. sampling	sequential MC, particle filters	Kalman filter	extended Kalman filter	unscented Kalman filter	LS and regression	genetic algorithms	optimization programming	simulated annealing	differential evolution	scatter, tabu, cuckoo search	particle swarm optimization	other algorithms	mach./deep/transf. learning
Chong et al. (2012)	.	1	.	38	.	.	.	.	.	.	.	.	.	.	.	10	.	1	.	5	3	9	38	.	1	1	.
Chong et al. (2014)	.	.	.	65	.	.	.	.	.	.	.	.	.	.	1	6	.	1	.	6	.	15	61	3	7	14	.
Chou et al. (2006)	.	.	.	43	.	.	.	3	1	.	.	.	.	.	.	.	.	.	42	2	.	.	.	.	1	.	
Chou and Voit (2009)	3	1	.	232	.	.	3	2	6	.	.	.	.	.	1	.	.	25	15	26	10	8	.	10	7	.	
Cseke et al. (2016)	.	.	.	46	.	.	.	.	49	.	.	23	1	.	1	.	1	.	.	1	.	1	2	.	.	1	
Dai and Lai (2010)	1	.	.	25	.	.	1	1	1	.	.	.	.	3	.	.	.	.	.	1	4	18	10	2	.	.	
Daigle et al. (2012)	.	.	.	32	1	6	.	15	.	89	4	16	.	.	3	1	.	.	.	3	1	.	2	.	.	.	
Dargatz (2010)	1	2	.	527	1	17	3	.	.	251	.	3	1	100	22	11	1	.	1	.	1	.	.	.	.	.	
Dattner (2015)	19	.	.	76	.	.	.	.	.	.	.	.	.	.	.	.	.	.	5	.	1	.	.	.	.	.	
Deng and Tian (2014)	2	1	.	51	1	.	.	.	22	5	.	.	.	1	.	3	.	.	.	13	1	2	.	.	.	.	
Dey et al. (2018)	1	.	.	35	.	.	.	.	5	.	.	.	.	.	3	39	26	1	.	.	.	.	.	.	.	.	
Dinh and Sidje (2017)	1	.	.	22	.	.	.	.	71	.	.	.	.	.	1	.	.	.	.	.	2	6	.	4	.	.	
Dochain (2003)	.	.	.	28	.	.	.	.	.	.	.	.	.	.	.	7	2	.	.	.	1	.	.	.	.	.	
Drovandi et al. (2016)	.	.	.	48	.	.	.	.	111	38	.	.	.	47	9	3	.	.	.	.	.	.	.	.	.	.	
Eghtesadi and McAuley (2014)	6	.	.	47	3	3	5	.	2	.	12	.	.	.	.	.	.	.	16	1	.	.	.	.	.	.	
Eisenberg and Hayashi (2014)	77	.	.	15	.	1	6	.	39	.	.	.	.	.	.	.	.	.	.	.	.	.	.	.	.	.	
Engl et al. (2009)	.	109	.	49	.	2	1	5	.	9	.	.	5	.	.	.	.	.	4	3	3	.	1	1	.	.	
Erguler and Stumpf (2011)	.	14	.	16	9	3	2	.	36	.	.	.	.	.	.	.	.	.	.	.	.	.	2	.	.	.	
Fages et al. (2015)	1	2	.	21	2	.	.	.	29	.	.	.	.	.	.	.	.	.	.	.	1	.	.	1	.	1	
Famili et al. (2005)	.	.	.	5	.	.	.	.	.	.	.	.	.	.	.	.	.	.	.	.	3	.	.	.	.	.	
Farina et al. (2006)	38	.	.	39	.	.	.	.	1	.	.	.	.	.	.	.	.	.	.	.	.	.	2	.	.	.	
Fearnhead and Prangle (2012)	.	.	.	148	.	3	2	.	235	524	.	.	.	18	22	26	.	.	84	.	2	2	.	.	.	449	1
Fearnhead et al. (2014)	.	.	.	52	.	11	.	1	35	.	.	.	.	15	3	22	1	.	.	.	.	.	.	.	.	.	
Rodriguez-Fernandez et al. (2006b)	60	1	.	58	2	8	13	.	11	.	.	.	.	.	.	.	.	.	1	2	4	4	.	.	.	.	
Rodriguez-Fernandez et al. (2006a)	31	.	.	58	2	9	4	.	16	.	.	1	.	.	.	.	.	.	1	4	7	2	8	16	.	1	
Rodriguez-Fernandez et al. (2013)	22	.	.	47	10	2	3	.	11	.	.	.	.	1	.	1	.	.	1	.	12	.	3	.	.	.	
Fey et al. (2008)	23	.	.	24	.	.	.	1	1	.	.	.	.	.	.	1	.	.	2	.	.	.	.	.	.	.	
Fey and Bullinger (2010)	5	.	.	25	1	.	.	.	1	.	.	.	.	.	.	.	.	.	.	.	21	.	.	.	.	.	
Flassig (2014)	62	.	.	185	1	23	10	3	.	168	.	.	1	3	.	5	2	.	42	2	6	.	18	1	.	5	
Folia and Rattray (2018)	2	.	.	45	.	.	.	.	37	.	.	.	.	34	3	.	14	.	.	.	.	.	1	.	.	.	
Fröhlich et al. (2014)	1	.	.	23	.	3	.	.	49	.	.	1	15	.	.	.	.	.	17	.	.	.	.	.	.	.	
Fröhlich et al. (2016)	15	1	.	145	2	7	.	38	40	.	45	.	.	5	.	.	.	.	1	.	1	1	1	.	.	.	
Fröhlich et al. (2017)	2	.	.	53	98	.	3	.	20	.	.	1	1	.	.	.	.	.	2	2	3	4	1	2	1	.	
Gábor and Banga (2014)	1	.	.	79	.	.	1	.	3	.	.	.	.	.	.	.	.	.	11	.	.	.	.	.	.	1	
Gábor et al. (2017)	51	.	.	44	5	1	1	.	1	.	.	.	.	.	.	.	.	.	3	1	2	1	.	5	.	.	
Galagali (2016)	.	.	.	287	1	.	1	3	.	414	.	32	.	155	51	.	.	.	5	.	1	.	4	.	.	1	
Geffen et al. (2008)	94	.	.	11	.	.	.	.	.	.	.	.	.	.	.	.	.	.	.	.	.	2	.	.	.	.	
Gennemark and Wedelin (2007)	.	.	.	86	.	.	.	.	9	.	.	.	.	.	.	.	.	.	.	3	3	.	.	.	.	1	
Ghusinga et al. (2017)	.	.	.	10	.	.	.	1	.	.	.	.	.	.	.	.	.	.	.	.	7	.	2	2	.	1	
Gillespie and Golightly (2012)	.	.	.	29	.	.	.	.	11	.	.	.	.	3	.	3	.	.	.	.	.	.	.	.	.	.	
Golightly and Wilkinson (2006)	.	1	.	30	.	.	.	.	28	.	.	.	.	20	1	4	.	.	.	.	.	.	.	.	.	.	
Golightly and Wilkinson (2005)	.	.	.	31	.	.	.	.	17	.	.	.	.	19	4	.	.	.	.	.	.	.	.	.	.	.	
Golightly and Wilkinson (2011)	.	1	.	43	.	.	.	.	60	.	.	.	.	21	10	39	.	.	.	.	1	.	.	.	.	.	
Golightly et al. (2012)	1	.	.	30	.	.	.	.	98	.	.	.	.	18	9	37	.	.	.	.	.	.	.	.	.	.	
Golightly et al. (2015)	1	.	.	32	.	.	.	.	129	.	.	.	.	13	12	34	1	.	1	.	.	.	.	.	.	.	
Golightly and Kypraios (2017)	.	1	.	25	.	2	.	.	64	.	.	.	.	67	16	93	.	.	.	.	.	1	.	.	.	.	
Golightly et al. (2018)	.	.	.	40	.	.	.	.	48	.	.	.	.	8	14	3	.	.	.	.	.	.	.	.	.	.	
González et al. (2013)	.	.	.	43	.	9	.	.	42	.	9	.	.	.	.	1	1	.	1	.	.	.	.	4	.	2	1
Gordon et al. (1993)	.	.	.	16	.	.	.	.	39	.	.	.	.	.	1	.	7	29	.	.	1	.	.	.	.	.	

**Table S13.** Coverage of parameter estimation methods for BRNs. (cont.)

Reference	Tasks			Measures			Bayesian methods			Monte Carlo		Kalman filter		Model fitting			XLR											
	identifi., observab., reachability	optimum experiment design	bifurcation analysis	inference, identification	sensitivity analysis	confidence/credible intervals	Akaike/Fisher/mutual info.	entropy	sum of squared errors	MAP, ML, likelihood	approximate Bayesian comput.	expectation-maximization	variational Bayesian inference	MCMC	Metropol./import. sampling	sequential MC, particle filters		Kalman filter	extended Kalman filter	unscented Kalman filter	LS and regression	genetic algorithms	optimization programming	simulated annealing	differential evolution	scatter, tabu, cuckoo search	particle swarm optimization	other algorithms
Guillén-Gosálbez et al. (2013)	4	.	.	43	.	.	.	.	.	1	.	.	.	.	.	.	.	.	.	1	.	5	.	.	.	.	.	.
Goutsias and Jenkinson (2012)	.	2	.	34	11	.	.	42	.	2	.	.	.	.	1	.	1	.	.	.	.	1	2	.	.	.	20	.
Gratie et al. (2013)	9	.	.	23	16	.	.	.	.	.	.	.	.	.	.	.	.	.	.	.	.	1	.	.	.	.	.	.
Gupta (2013)	.	8	.	156	.	.	.	1	1	280	6	.	.	174	64	.	.	.	.	10	.	6	.	.	1	.	.	1
Gupta and Rawlings (2014)	.	2	.	56	.	.	.	.	.	93	.	.	.	54	10	.	.	.	.	.	.	.	.	.	.	.	.	.
Hagen et al. (2013)	1	.	.	7	.	.	15	1	.	10	.	.	.	.	.	.	.	.	.	.	.	2	.	.	.	.	.	.
Hasenauer et al. (2010)	4	.	.	38	.	3	4	.	.	26	.	.	.	.	.	.	.	.	.	.	.	10	1	2	.	.	.	.
Hasenauer (2013)	16	4	.	210	1	49	1	2	.	256	.	.	1	37	10	2	2	2	.	1	.	7	.	.	10	1	.	.
Mustafa et al. (2013)	.	.	.	49	.	.	.	.	.	1	.	.	.	.	.	1	3	.	.	.	.	2	.	.	1	.	.	.
Th and Manini (2008)	.	.	.	19	.	.	.	.	.	25	.	17	.	.	.	.	.	.	.	.	.	1	.	.	.	.	.	.
Hussain et al. (2015)	.	.	.	48	3	.	.	.	.	4	.	2	.	.	.	6	1	.	.	.	.	3	13	.	.	.	.	1
Hussain (2016)	1	.	.	94	3	.	.	.	.	5	.	.	.	.	1	5	2	.	.	4	6	19	30	.	.	.	.	2
Iwata et al. (2014)	1	.	.	32	.	.	.	.	3	.	.	.	.	.	.	.	.	.	4	1	.	.	.	.	.	.	.	.
Jagiella et al. (2017)	2	.	.	53	.	11	.	.	.	18	86	.	.	.	.	1	65	.	.	.	1	.	1	.	4	6	.	.
Jang et al. (2016)	2	.	.	69	.	.	.	.	.	82	.	.	.	.	.	.	.	.	.	1	.	1	.	.	.	.	.	.
Jaqaman and Danuser (2006)	15	.	.	38	.	.	.	.	.	21	.	.	.	.	.	.	.	.	.	68	.	.	.	.	.	.	.	.
Ji and Brown (2009)	1	.	.	130	1	.	.	.	.	4	.	.	.	.	.	.	36	109	3	.	.	.	.	16	.	.	1	.
Jia et al. (2011)	8	.	.	77	.	.	.	.	.	2	.	.	.	.	.	.	.	.	.	.	.	1	.	.	2	.	1	.
Joshia et al. (2006)	1	.	.	23	.	33	.	.	.	.	.	.	.	.	.	.	.	.	.	.	.	.	.	.	.	.	.	.
Karnaukhov et al. (2007)	.	.	.	38	.	.	.	.	.	.	.	.	.	.	.	.	.	.	.	.	.	.	.	.	.	.	.	.
Karimi and Mcauley (2013)	.	.	.	58	.	4	.	.	1	127	.	30	.	13	.	4	2	9	.	.	.	4	2	2	.	.	.	1
Karimi and Mcauley (2014b)	.	.	.	64	.	9	.	.	.	214	.	7	.	8	.	4	4	5	.	.	.	2	1	.	.	.	.	.
Karimi and Mcauley (2014a)	.	.	.	40	.	7	.	.	.	115	.	20	.	17	.	1	7	8	1	.	.	2	.	2	.	.	1	.
Kimura et al. (2015)	.	2	.	33	.	.	.	.	21	123	5	.	.	.	9	1	1	.	.	13	2	.	3	.	.	.	.	.
Kleinstein et al. (2006)	.	.	.	14	.	.	.	.	3	3	.	.	.	.	.	.	.	.	.	.	1	3	29	.	.	.	.	.
Ko et al. (2009)	1	.	.	71	6	.	1	.	.	1	.	.	.	.	.	.	.	.	3	2	.	1	5	.	.	.	.	.
Koblents and Míguez (2011)	.	.	.	13	.	.	.	.	.	42	.	.	.	.	4	.	.	.	.	.	.	3	.	1	1	.	.	.
Koblents and Míguez (2014)	.	.	.	27	.	.	.	.	.	48	.	.	.	99	9	21	.	.	.	.	.	2	.	.	1	.	.	.
Koeppl et al. (2010)	3	.	.	9	.	.	.	.	.	3	.	1	3	.	.	.	.	.	.	.	.	1	.	.	4	.	.	.
Koeppl et al. (2012)	.	.	.	28	.	.	.	.	.	30	.	1	3	6	6	.	.	.	.	2	.	1	.	.	4	.	.	.
Komorowski et al. (2009)	1	.	.	49	.	.	.	.	.	29	.	.	.	1	1	.	1	.	.	.	.	1	1	1	1	.	.	.
Komorowski et al. (2011)	12	.	.	6	5	1	6	.	.	11	.	.	.	.	.	.	.	.	.	.	.	.	.	.	.	.	.	.
Kravaris et al. (2013)	10	.	.	120	13	.	4	.	.	4	.	.	.	.	.	2	4	3	.	16	3	2	.	.	.	.	.	.
Kuepfer et al. (2007)	.	.	.	22	.	.	.	.	.	3	.	.	.	.	.	.	.	.	.	1	.	9	.	.	.	.	.	.
Kügler (2012)	11	.	.	62	1	.	.	.	.	14	.	.	.	4	3	.	2	.	.	3	.	.	.	1	.	.	.	.
Kulikov and Kulikova (2015a)	.	.	.	67	1	.	.	.	.	3	.	.	.	.	.	.	38	171	2	.	.	1	.	.	.	.	.	.
Kulikov and Kulikova (2015b)	.	.	.	32	.	.	.	.	.	.	.	.	.	.	.	.	34	78	25	.	.	1	.	.	.	.	1	.
Kulikov and Kulikova (2017)	.	.	.	61	1	.	.	.	.	2	.	.	.	.	.	.	36	77	28	.	.	1	.	.	.	.	1	.
Kuntz et al. (2017)	.	1	.	5	.	.	.	.	.	1	.	.	.	.	.	.	.	.	.	.	.	17	.	.	2	.	.	.
Kutalik et al. (2007)	1	.	.	34	.	.	.	.	.	.	.	.	.	.	.	.	.	.	2	1	.	2	1	.	.	.	.	.
Kuwahara et al. (2013)	.	1	.	68	.	.	.	.	.	2	.	1	.	.	.	1	6	20	.	.	1	1	5	.	.	.	.	.
Kyriakopoulos and Wolf (2015)	2	.	.	14	.	2	19	.	.	7	.	.	.	.	.	.	.	.	.	.	.	.	.	.	1	.	.	.
Lakatos et al. (2015)	1	.	.	19	1	.	.	1	.	3	2	.	.	.	.	.	.	.	.	.	.	1	.	.	6	.	.	.
Lakatos (2017)	30	2	.	61	7	.	.	2	.	14	24	3	.	.	.	7	.	.	.	.	.	3	.	.	58	.	.	.
Lang and Stelling (2016)	4	.	.	56	.	.	.	.	.	4	.	.	.	.	.	.	.	.	.	.	.	4	.	.	1	.	.	.
Lecca et al. (2009)	.	.	.	24	.	.	.	.	.	10	.	.	.	.	.	.	.	.	.	4	3	2	.	.	1	.	1	1
Li and Vu (2013)	37	.	.	48	2	.	1	.	.	7	.	.	.	.	.	.	.	.	.	.	2	2	2	.	.	.	.	.
Li and Vu (2015)	72	.	.	40	.	.	.	.	.	4	.	.	.	.	.	.	.	.	.	.	.	1	.	.	.	.	.	.
Liao et al. (2015a)	9	29	.	29	1	.	.	.	.	7	.	2	.	.	.	.	.	.	1	.	3	.	.	.	.	.	.	.

**Table S13.** Coverage of parameter estimation methods for BRNs. (cont.)

	Tasks			Measures			Bayesian methods			Monte Carlo			Kalman filter			Model fitting			XLR									
Reference	identifi., observab.	optimum experiment design	bifurcation analysis	inference, identification	sensitivity analysis	confidence/credible intervals	Akaike/Fisher/mutual info.	entropy	sum of squared errors	MAP, ML, likelihood	approximate Bayesian comput.	expectation-maximization	variational Bayesian inference	MCMC	Metropol./import. sampling	sequential MC, particle filters	Kalman filter	extended Kalman filter	unscented Kalman filter	LS and regression	genetic algorithms	optimization programming	simulated annealing	differential evolution	scatter, tabu, cuckoo search	particle swarm optimization	other algorithms	mach./deep/transf. learning
Liao (2017)	13	40	.	34	7	.	.	.	3	8	.	.	1	.	.	.	.	.	.	1	.	2	.	.	.	.	.	.
Liepe et al. (2014)	2	1	.	67	1	.	.	1	.	78	129	.	.	4	1	30	.	.	.	1	.	5	1	.	1	.	.	.
Lillacci and Khammash (2010b)	11	.	.	93	.	.	.	.	.	20	.	.	.	.	.	2	46	41	1	.	8	1	2	.	1	.	.	.
Lillacci and Khammash (2012)	20	.	.	56	.	.	.	.	.	21	.	.	.	.	1	5	9	6	.	.	2	.	3	.	.	.	.	.
Linder (2013)	7	.	.	73	.	.	.	.	.	40	.	9	.	6	.	.	.	.	.	6	.	.	.	5	1	.	.	.
Lindera and Rempala (2015)	3	.	.	12	.	.	.	.	.	8	.	4	.	.	.	.	.	.	.	4	.	.	.	.	.	.	.	.
Liu et al. (2006)	2	.	.	14	.	.	.	.	.	.	.	.	.	.	.	.	.	.	.	.	.	.	1	1	.	.	.	.
Liu and Wang (2008a)	.	.	.	81	.	.	.	.	.	.	.	.	.	.	.	.	.	.	.	5	3	2	2	6	1	.	1	.
Liu and Wang (2008b)	.	.	.	58	.	.	.	.	.	.	.	.	.	.	.	.	.	.	.	4	.	1	.	6	.	.	2	.
Liu and Wang (2009)	.	.	.	28	2	.	.	.	.	.	.	.	.	.	.	.	.	.	.	3	1	2	2	45	3	.	.	.
Liu et al. (2012)	.	.	.	96	.	.	.	.	.	.	.	1	.	.	.	.	.	.	.	7	14	2	1	1	.	3	4	.
Liu and Gunawan (2014)	2	.	.	80	.	.	.	.	.	.	.	.	.	.	.	.	.	.	.	1	.	1	.	1	4	.	.	.
Liu (2014)	6	.	.	477	121	.	3	.	.	293	525	46	2	97	22	148	64	169	155	42	.	.	7	.	4	.	460	5
Loos et al. (2016)	.	.	.	18	5	.	.	.	.	50	.	3	.	.	.	.	.	.	.	.	.	.	.	.	1	2	.	1
Lötstedt (2018)	.	.	.	6	.	.	.	.	.	1	.	3	.	.	.	.	.	.	.	1	.	.	1	.	.	.	.	.
Lück and Wolf (2016)	.	.	.	63	.	.	.	.	.	25	.	.	.	.	.	.	.	.	.	.	.	.	.	.	1	.	.	.
Mancini et al. (2015)	5	.	.	20	.	.	.	.	.	1	.	.	.	.	.	11	.	.	.	.	.	1	1	.	1	.	.	.
Mannakee et al. (2016)	1	.	.	21	16	7	3	.	.	28	9	.	.	17	3	5	.	.	.	7	.	2	1	1	.	.	.	.
Mansouri et al. (2014)	.	.	.	163	1	.	.	.	.	35	.	2	21	.	4	4	22	53	46	2	.	2	1	.	1	2	.	1
Mansouri et al. (2015)	.	.	.	58	1	.	.	.	.	9	.	1	.	.	3	3	3	6	3	3	.	2	2	.	1	2	.	.
Matsubara et al. (2006)	.	.	.	32	.	.	.	.	.	2	.	1	.	.	.	.	.	.	.	.	13	5	1	3	.	.	7	.
Mazur (2012)	24	1	11	234	10	.	25	185	.	137	.	9	.	44	31	4	.	.	.	5	18	67	1	2	4	.	2	2
Mazur and Kaderali (2013)	5	.	1	29	.	.	1	7	.	22	.	.	1	16	2	.	.	.	.	.	.	.	.	.	1	.	.	.
McGoff et al. (2015)	15	.	.	200	.	1	.	6	.	83	14	.	.	4	1	16	16	7	7	15	.	.	.	.	.	.	.	.
Meskin et al. (2011)	1	.	.	43	.	.	.	.	.	.	.	.	.	.	.	.	12	46	.	5	2	3	2	.	1	.	.	.
Meskin et al. (2013)	4	.	.	60	.	.	.	.	.	.	.	.	.	.	.	.	15	3	66	6	1	2	3	.	1	.	.	.
Michailidis and dAlché Buc (2013)	.	.	.	83	.	.	.	1	.	8	.	.	.	1	.	.	.	.	.	24	.	2	.	.	.	.	.	.
Michalik et al. (2009)	4	.	1	94	.	.	.	.	.	4	.	.	.	.	.	.	.	.	.	.	.	3	.	.	.	.	.	.
Mihaylova et al. (2012)	.	.	.	33	.	.	.	.	.	14	.	1	.	1	3	12	5	4	3	.	.	2	.	.	1	.	.	.
Mihaylova et al. (2014)	.	.	.	51	.	1	.	.	.	39	.	.	3	52	6	65	8	1	2	.	.	.	.	.	.	.	.	.
Mikeev and Wolf (2012)	.	.	.	35	.	.	3	.	.	42	.	1	.	.	.	.	.	.	.	.	.	1	.	1	.	.	.	.
Mikelson and Khammash (2016)	1	1	.	61	.	.	.	.	.	191	.	.	.	2	.	.	.	.	.	.	.	.	1	.	1	.	.	1
Milios et al. (2018)	18	.	.	20	.	3	.	.	.	23	.	.	.	.	.	16	.	.	.	.	.	1	.	.	.	.	.	5
Milner et al. (2013)	.	.	.	23	.	.	.	.	.	29	4	.	.	11	5	1	.	.	.	.	.	.	.	.	1	.	.	.
Mizera et al. (2014)	.	.	.	27	.	.	.	.	.	4	.	.	.	.	.	.	.	.	.	.	.	.	.	.	.	.	.	.
Moles et al. (2003)	.	.	.	20	.	.	.	.	.	4	.	.	1	.	.	.	.	.	.	.	5	9	7	7	.	.	.	1
Jaime and Denis (2015)	25	.	.	2	.	.	.	.	.	.	.	.	.	.	.	.	.	.	.	.	.	1	.	3	.	.	.	.
Moritz (2014)	30	.	.	172	.	.	.	1	.	30	.	.	.	.	.	.	.	.	.	.	.	7	.	.	2	.	.	.
Mozgunov et al. (2018)	.	.	.	3	.	.	.	1	.	.	.	.	.	.	.	.	.	.	.	.	.	1	.	.	.	.	.	.
Mu (2010)	.	.	.	185	2	.	1	1	4	.	.	.	.	.	.	.	1	1	.	19	4	1	1	.	.	.	2	.
Müller et al. (2011)	1	.	.	50	.	.	.	4	.	13	20	.	2	11	2	2	.	.	.	.	2	.	.	1	1	.	.	.
Murakami (2014)	2	2	.	80	.	.	.	.	1	119	98	1	.	13	4	10	.	.	.	.	.	.	4	.	.	.	.	.
Nemeth et al. (2014)	.	.	.	67	.	.	.	.	.	40	.	1	.	2	2	26	3	.	1	.	.	1	.	1	.	.	.	.
Nienaltowski et al. (2015)	48	.	.	11	5	.	7	5	.	22	.	1	.	.	.	.	.	.	.	.	.	9	.	1	.	.	.	.
Nim et al. (2013)	.	.	.	62	.	.	.	.	8	10	.	.	.	.	.	.	.	.	.	2	2	4	.	.	.	4	1	.
Nobile et al. (2013)	.	.	.	24	.	.	1	.	.	2	.	.	.	.	.	.	.	.	.	.	2	23	.	.	1	39	1	.
Nobile et al. (2016)	.	.	.	26	1	.	.	.	.	.	.	.	.	.	.	.	.	.	.	.	1	2	.	.	.	139	1	.
Pahle et al. (2012)	1	3	.	8	2	.	1	.	.	45	.	.	.	.	.	.	.	.	.	.	.	2	2	.	3	1	1	.
Palmisano (2010)	6	2	.	141	.	.	1	.	.	71	3	.	.	1	1	1	.	.	.	4	3	24	2	4	5	.	.	1

**Table S13.** Coverage of parameter estimation methods for BRNs. (cont.)

Reference	Tasks			Measures			Bayesian methods			Monte Carlo		Kalman filter			Model fitting			XLR											
	identifi., observab., reachability	optimum experiment design	bifurcation analysis	inference, identification	sensitivity analysis	confidence/credible intervals	Akaike/Fisher/mutual info.	entropy	sum of squared errors	MAP, ML, likelihood	approximate Bayesian comput.	expectation-maximization	variational Bayesian inference	MCMC	Metropol./import. sampling	sequential MC, particle filters	Kalman filter		extended Kalman filter	unscented Kalman filter	LS and regression	genetic algorithms	optimization programming	simulated annealing	differential evolution	scatter, tabu, cuckoo search	particle swarm optimization	other algorithms	mach./deep/transf. learning
Pan and Yang (2010)	.	.	.	14	.	.	1	.	.	20	.	.	.	.	2	.	.	.	.	12	.	3	.	.	.	.	.	.	145
Pantazis et al. (2013)	13	.	.	18	49	.	8	47	.	7	.	.	1	.	.	.	.	.	.	.	.	1	.	3	.	.	.	.	.
Paul (2014)	.	1	.	25	.	.	.	.	.	29	.	.	.	42	5	.	.	.	.	.	.	.	.	.	.	.	.	.	.
Penas et al. (2017)	.	.	.	39	.	1	.	.	.	1	.	.	.	.	.	.	.	.	.	.	.	10	1	9	39	1	.	.	.
Plesa et al. (2017)	.	87	.	19	.	.	.	.	.	.	.	.	.	.	.	.	.	.	.	.	.	1	.	.	.	.	.	.	.
Poovathingal and Gunawan (2010)	6	1	.	63	2	.	.	.	.	40	.	1	.	.	.	.	.	.	.	.	.	.	.	13	.	.	.	.	.
Pullen and Morris (2014)	1	1	.	46	.	.	2	1	.	77	.	.	.	20	.	1	1	.	.	3	1	1	6	.	.	1	2	2	.
Quach et al. (2007)	.	.	.	52	.	1	.	.	.	10	.	.	.	1	.	1	13	3	19	2	.	.	1	.	.	.	1	.	.
Radulescu et al. (2012)	3	.	.	13	1	.	.	3	.	1	.	5	.	.	.	.	.	.	.	.	.	2	.	1	1	.	.	3	.
Rakhshania et al. (2016)	.	.	.	32	.	4	.	.	.	.	.	.	.	.	.	.	.	.	.	.	4	2	3	8	26	22	22	.	.
J. O. Ramsay and Cao (2007)	9	10	2	171	1	4	3	.	1	43	.	.	.	.	2	4	7	.	.	27	.	2	1	7	.	.	1	.	.
Rapaport and Dochain (2005)	.	.	.	16	.	.	.	.	.	.	.	.	.	.	.	.	1	.	.	.	.	.	.	.	.	.	.	.	.
Reinker et al. (2006)	1	1	.	32	.	7	2	.	.	46	.	.	.	.	.	.	.	.	.	.	.	.	.	.	.	.	.	.	.
Reis et al. (2018)	.	.	.	4	.	.	.	1	.	2	.	.	.	.	.	.	.	.	.	.	.	.	.	.	.	.	.	.	.
Remlia et al. (2017)	1	.	.	56	.	.	.	.	.	8	.	.	.	.	.	.	.	.	.	.	.	3	3	35	19	36	3	1	.
Rempala (2012)	7	.	.	19	1	.	2	.	.	.	.	.	.	.	.	.	.	.	3	.	.	.	.	.	.	.	.	.	.
Revell and Zuliani (2018)	1	1	.	44	.	.	.	26	.	17	4	3	.	.	1	5	.	.	.	.	2	3	.	.	.	.	.	.	.
Rosati et al. (2018)	.	.	.	4	.	.	.	.	.	3	.	.	.	.	.	.	.	.	.	.	.	4	1	1	.	.	.	.	.
Ruess et al. (2011)	5	.	.	15	.	.	.	.	.	7	.	.	.	.	.	.	29	9	.	.	.	1	.	.	.	.	.	.	.
Ruess (2014)	5	1	.	120	.	1	41	.	.	115	.	.	1	5	2	.	14	4	.	2	.	4	2	.	13	.	.	.	.
Ruess and Lygeros (2015)	4	.	.	64	.	.	23	.	.	28	.	.	.	4	.	.	1	1	.	1	.	.	.	1	.	.	.	.	.
Rumschinski et al. (2010)	3	.	.	44	3	.	.	.	.	1	.	.	.	.	.	.	.	.	.	.	1	13	1	6	.	.	.	.	.
Ruttur and Oppen (2010)	.	.	.	16	.	.	.	.	.	22	.	.	.	.	1	.	3	1	.	.	.	.	1	.	.	.	1	.	.
Sadamoto et al. (2017)	.	.	.	51	.	.	.	.	.	.	1	.	.	.	.	.	8	.	.	.	.	.	.	.	5	.	.	.	.
Sagar et al. (2017)	.	.	.	33	.	.	.	.	.	.	.	.	.	.	.	.	.	.	.	1	7	2	8	9	5	27	.	.	.
Schenkendorf (2014)	10	1	1	237	23	28	12	8	4	23	.	4	1	.	.	.	29	9	24	6	3	1	1	3	1	.	8	.	.
Schilling et al. (2016)	.	.	.	53	.	.	.	1	.	34	.	.	.	.	1	.	1	1	.	.	.	2	.	.	1	.	.	.	.
Schnoerr (2016)	.	.	.	90	.	.	.	2	.	67	.	.	.	.	.	.	.	.	.	.	.	2	.	.	4	.	.	.	.
Schnoerr et al. (2017)	.	2	.	69	.	.	.	10	9	25	.	.	5	5	.	.	1	.	.	.	.	4	.	.	17	.	3	3	.
Septier and Peters (2016)	.	.	.	22	.	.	.	.	.	39	.	.	.	130	22	111	14	4	3	.	.	.	1	.	1	.	1	.	.
Shacham and Brauner (2014)	3	.	.	53	.	22	.	.	.	1	.	.	.	.	.	.	.	.	.	62	.	1	.	1	.	.	2	.	.
Sherlock et al. (2014)	1	.	.	40	.	.	.	.	.	21	.	.	.	8	5	2	.	.	.	.	.	.	.	.	.	.	.	.	.
Shiang (2009)	.	1	.	54	.	1	1	.	.	4	.	.	.	.	.	.	.	.	.	3	.	24	2	.	.	.	.	.	.
Zamora-Sillero et al. (2011)	.	3	.	15	2	.	.	.	.	.	1	.	1	8	.	.	.	.	.	.	.	1	7	1	.	1	.	.	.
Singh and Hahn (2005)	34	.	.	20	.	.	.	.	.	.	.	.	.	.	.	.	2	.	.	.	.	.	.	.	.	.	.	.	.
Slezak et al. (2010)	1	.	.	16	.	.	.	1	.	.	.	.	.	.	.	.	.	.	.	1	.	2	.	.	.	.	.	1	.
Smadbeck (2014)	.	4	.	4	7	.	.	23	.	2	.	2	.	.	.	.	2	1	.	5	.	8	3	1	.	.	.	.	.
Smet and Marchal (2010)	.	.	.	129	.	.	2	.	.	8	.	.	.	.	.	.	.	.	.	4	.	26	.	.	1	.	.	.	.
Smith and Grima (2018)	.	.	.	2	.	.	.	.	.	2	.	1	1	.	.	.	.	.	.	.	.	1	5	.	1	.	.	.	.
He et al. (2004)	.	.	.	20	.	.	.	.	.	3	.	1	.	.	.	.	.	.	.	1	.	9	.	.	.	.	.	.	.
Srinath and Gunawan (2010)	85	.	.	41	3	5	1	.	.	3	.	.	.	.	.	.	.	.	.	3	.	.	.	1	.	.	.	.	.
Srinivas and Rangaiah (2007)	.	.	.	31	.	.	.	.	1	.	.	.	.	.	.	.	.	.	.	.	2	7	1	227	45	3	.	.	.
Srivastava (2012)	1	2	.	89	6	3	.	.	.	78	.	.	1	.	5	2	.	.	.	2	1	7	.	.	3	.	.	.	.
Srivastavaa and Rawlingsb (2014)	.	1	.	43	.	4	.	.	.	43	.	1	1	.	.	.	.	.	.	1	1	7	.	.	1	.	.	.	.
von Stosch et al. (2014)	2	.	.	96	.	3	1	.	.	5	.	.	.	.	.	.	1	3	.	3	1	1	.	.	1	.	48	.	.
Emmert-Streib et al. (2012)	.	.	.	83	.	.	48	3	.	5	.	.	.	.	.	.	.	.	.	.	.	5	2	.	.	.	.	.	.
Sun et al. (2008)	.	1	.	70	.	.	.	.	.	17	.	2	.	.	.	5	19	48	10	1	.	1	1	.	.	.	.	.	.
Sun et al. (2012)	7	.	1	119	.	.	2	.	.	4	.	1	.	.	.	.	.	.	.	9	26	31	20	28	2	5	4	3	.
Sun et al. (2014)	.	.	.	39	.	.	.	.	.	1	.	.	.	.	.	.	.	.	.	7	4	12	3	9	3	118	3	.	.

**Table S13.** Coverage of parameter estimation methods for BRNs. (cont.)

Reference	Tasks			Measures			Bayesian methods			Monte Carlo	Kalman filter			Model fitting			XLR												
	identifi., observab., reachability	optimum experiment design	bifurcation analysis	inference, identification	sensitivity analysis	confidence/credible intervals	Akaike/Fisher/mutual info.	entropy	sum of squared errors	MAP, ML, likelihood	approximate Bayesian comput.	expectation-maximization	variational Bayesian inference	MCMC	Metropol./import. sampling	sequential MC, particle filters		Kalman filter	extended Kalman filter	unscented Kalman filter	LS and regression	genetic algorithms	optimization programming	simulated annealing	differential evolution	scatter, tabu, cuckoo search	particle swarm optimization	other algorithms	mach./deep/transf. learning
Swaminathan and Murray (2014)	2	.	.	23	.	.	.	1	.	15	.	.	.	.	.	.	.	.	.	.	.	3	.	.	.	.	.	.	2
Tanevski et al. (2010)	.	1	.	54	.	.	.	.	.	57	32	.	.	3	4	8	.	.	.	.	.	.	.	.	.	.	.	.	
Tangherloni et al. (2016)	.	.	.	15	1	.	.	.	.	.	.	.	.	.	.	.	.	.	.	.	1	1	.	1	.	43	.	.	
Teijeiro et al. (2017)	.	.	.	25	.	.	.	.	.	.	.	.	.	.	.	.	.	.	.	.	.	14	.	94	14	.	.	.	
Tenazinha and Vinga (2011)	12	3	.	13	1	.	.	.	.	1	.	11	.	.	.	.	.	.	.	.	.	6	1	.	.	.	.	.	
Thomas et al. (2012)	.	2	.	1	.	.	.	.	.	.	.	.	.	.	.	.	.	.	.	.	.	.	.	.	3	.	.	.	
Tian et al. (2007)	.	1	.	66	.	.	.	.	.	24	.	.	.	.	.	.	.	.	.	.	14	8	.	.	.	.	.	2	
Tian et al. (2010)	.	.	.	24	1	.	.	.	.	.	.	.	.	.	.	.	.	.	.	.	.	1	.	1	.	.	.	.	
Toni and Stumpf (2009)	6	.	.	31	3	4	1	.	.	36	18	.	.	2	.	7	1	.	1	.	2	.	2	.	3	.	.	.	
Transtrum and Qiu (2012)	2	.	.	21	.	6	27	.	.	5	.	.	.	2	.	.	.	.	.	.	.	.	.	.	.	.	.	.	
Siegal-Gaskins et al. (2015)	12	.	.	26	.	8	.	.	.	3	.	.	.	3	.	.	.	.	.	.	.	1	1	.	1	.	.	.	
Vanlier et al. (2013)	19	.	.	39	6	14	.	.	.	70	6	.	.	14	7	3	.	.	.	1	.	1	.	.	.	.	.	1	
Vargas et al. (2014)	5	.	.	37	.	.	.	.	.	.	.	.	.	.	.	.	2	3	.	.	.	1	.	.	.	.	.	.	
Veerman et al. (2018)	.	.	.	30	.	.	.	.	.	18	.	.	.	.	.	.	.	.	.	.	.	.	.	.	16	.	.	.	
Venayak et al. (2018)	.	.	.	1	.	.	1	.	.	.	.	.	.	.	.	.	.	.	.	.	.	4	.	.	.	.	.	.	
Villaverde et al. (2012)	7	.	.	25	1	.	.	.	.	2	.	.	.	.	.	.	.	.	.	1	1	11	1	11	23	.	.	.	
Villaverde et al. (2014)	.	.	.	59	.	.	41	56	.	11	.	5	.	.	.	.	.	.	.	.	.	1	.	.	.	.	1	1	
Villaverde et al. (2016)	192	.	.	22	.	.	.	.	.	6	.	.	.	.	.	.	4	1	.	1	.	4	.	.	.	.	.	.	
Villaverde and Barreiro (2016)	145	.	.	37	13	4	4	.	.	14	.	.	.	.	.	.	2	.	.	5	.	5	1	.	1	.	.	.	
Voit (2013)	1	8	.	197	8	.	.	2	.	10	.	.	1	8	.	1	2	1	.	8	11	24	4	7	4	2	7	1	
Vrettas et al. (2011)	1	.	.	136	.	.	.	.	.	124	.	4	59	7	3	1	24	4	7	6	.	.	.	.	.	.	.	.	
Wang et al. (2010)	.	1	.	40	3	.	.	.	.	63	.	4	.	45	2	1	.	.	.	.	2	4	4	.	2	.	.	.	
Weber and Frey (2017)	.	.	.	5	.	.	.	1	.	.	.	.	13	.	1	.	.	.	.	.	.	1	.	.	3	.	4	.	
Weiss et al. (2016)	.	.	.	67	.	.	.	1	.	10	.	.	.	.	.	.	.	.	.	6	.	3	.	.	15	.	5	295	
Whitaker et al. (2017)	2	.	.	62	.	1	.	.	.	54	.	.	.	8	18	.	2	2	.	.	.	1	.	.	.	.	.	.	
White et al. (2015)	.	.	.	34	.	.	.	.	.	115	154	2	.	18	.	1	.	.	.	3	.	1	.	.	.	.	.	.	
White et al. (2016)	17	.	.	48	1	.	1	.	2	5	.	.	.	.	.	.	.	.	.	3	.	.	.	.	.	.	.	.	
Wong et al. (2015)	1	.	.	5	.	.	.	.	.	4	.	.	.	.	.	.	.	.	.	1	.	3	.	.	.	.	.	.	
Woodcock et al. (2011)	.	.	.	41	.	1	.	.	.	32	.	.	.	5	6	.	.	.	.	.	.	1	1	1	4	.	.	.	
Xiong and Zhou (2013)	.	.	.	67	.	.	.	.	.	2	.	.	.	.	.	.	15	46	.	1	.	4	.	.	.	.	.	.	
Yang et al. (2014)	.	.	.	59	8	.	.	.	.	32	85	.	1	.	1	61	16	6	2	.	2	2	.	.	1	.	.	.	
Yang et al. (2012)	.	.	.	25	.	.	.	.	.	.	.	.	.	.	.	.	.	.	.	7	1	2	1	1	.	.	.	.	
Yenkie et al. (2016)	.	.	.	44	.	.	.	.	.	1	.	1	.	.	.	.	.	.	.	.	.	3	.	.	.	.	.	.	
Zechner et al. (2011)	.	.	.	34	.	.	.	.	.	33	.	.	.	4	6	4	.	.	.	.	.	1	.	.	.	.	.	.	
Zechner et al. (2012)	2	.	.	20	1	.	1	1	.	18	.	.	7	.	4	2	.	.	.	1	.	1	.	1	2	.	.	.	
Zechner (2014)	9	.	.	191	1	3	1	1	.	156	2	2	18	8	14	13	2	1	.	3	.	4	1	.	40	.	2	2	
Zhan and Yeung (2011)	4	2	.	65	3	.	.	.	.	3	.	.	.	.	.	.	.	.	.	1	3	15	5	.	.	1	1	.	
Zhan et al. (2014)	4	1	.	68	2	1	.	.	.	.	.	.	.	.	.	.	.	.	.	1	.	7	1	35	.	2	.	.	
Zimmer et al. (2014)	22	.	.	46	.	3	.	.	.	2	.	.	.	.	.	.	.	.	.	.	.	.	.	.	.	1	1	.	
Zimmer and Sahle (2012)	2	.	2	112	.	4	.	.	.	9	.	1	.	.	.	.	.	.	.	1	.	1	.	.	.	.	.	.	
Zimmer and Sahle (2015)	7	.	.	68	.	1	.	.	.	24	.	.	.	.	.	.	2	.	.	.	.	.	.	.	.	.	.	.	
Zimmer (2015)	4	.	.	82	.	.	.	.	.	20	.	.	.	1	1	.	2	.	.	1	.	.	.	.	.	1	1	.	
Zimmer (2016)	4	.	2	47	.	8	129	.	.	20	.	.	.	.	.	.	2	.	.	.	.	.	.	1	.	.	.	.	
# papers	149	61	9	288	81	63	68	50	21	233	30	57	33	82	78	77	87	53	30	110	77	191	97	83	113	40	56	45	

**Table S14.** References with citation links in Google Scholar.

Abdullah et al. (2013b)	Cited by	Farina et al. (2006)	Cited by
Abdullah et al. (2013a)	Cited by	Fearnhead and Prangle (2012)	Cited by
Abdullah et al. (2013c)	Cited by	Fearnhead et al. (2014)	Cited by
Alberton et al. (2013)	Cited by	Rodriguez-Fernandez et al. (2006b)	Cited by
Ale et al. (2013)	Cited by	Rodriguez-Fernandez et al. (2006a)	Cited by
Ali et al. (2015)	Cited by	Rodriguez-Fernandez et al. (2013)	Cited by
Amrein and Künsch (2012)	Cited by	Fey et al. (2008)	Cited by
Anai et al. (2006)	Cited by	Fey and Bullinger (2010)	Cited by
Andreychenko et al. (2011)	Cited by	Folia and Rattray (2018)	Cited by
Andreychenko et al. (2012)	Cited by	Fröhlich et al. (2014)	Cited by
Andrieu et al. (2010)	Cited by	Fröhlich et al. (2016)	Cited by
Angius and Horváth (2011)	Cited by	Fröhlich et al. (2017)	Cited by
Arnold et al. (2014)	Cited by	Gábor and Banga (2014)	Cited by
Ashyraliyev et al. (2009)	Cited by	Gábor et al. (2017)	Cited by
Babtie and Stumpf (2017)	Cited by	Geffen et al. (2008)	Cited by
Backenköhler et al. (2016)	Cited by	Gennemark and Wedelin (2007)	Cited by
Baker et al. (133, 2010)	Cited by	Georgieva et al. (2016)	Cited by
Baker et al. (2011)	Cited by	Ghusinga et al. (2017)	Cited by
Baker et al. (2013)	Cited by	Gillespie and Golightly (2012)	Cited by
Baker et al. (2015)	Cited by	Golightly and Wilkinson (2005)	Cited by
Banga and Canto (2008)	Cited by	Golightly and Wilkinson (2006)	Cited by
Barnes et al. (2011)	Cited by	Golightly and Wilkinson (2011)	Cited by
Bayer et al. (2015)	Cited by	Golightly et al. (2012)	Cited by
Berrones et al. (2016)	Cited by	Golightly and Wilkinson (2014)	Cited by
Besozzi et al. (2009)	Cited by	Golightly et al. (2015)	Cited by
Bhaskar et al. (2010)	Cited	Golightly and Kypraios (2017)	Cited by
Bogomolov et al. (2015)	Cited by	González et al. (2013)	Cited by
Bouraoui et al. (2015)	Cited by	Gordon et al. (1993)	Cited by
Farza et al. (2016)	Cited by	Guillén-Gosálbez et al. (2013)	Cited by
Boys et al. (2008)	Cited by	Gratie et al. (2013)	Cited by
Bronstein et al. (2015)	Cited by	Gupta (2013)	Cited by
Brunel et al. (2014)	Cited by	Gupta and Rawlings (2014)	Cited by
Busetto and Buhmann (2009)	Cited by	Hagen et al. (2013)	Cited by
Camacho et al. (2018)	Cited by	Hasenauer et al. (2010)	Cited by
Balsa-Canto et al. (2008)	Cited by	Hasenauer (2013)	Cited by
Carmi et al. (2013)	Cited by	Mustafa et al. (2013)	Cited by
Cazzaniga et al. (2015)	Cited by	Th and Manini (2008)	Cited by
Cedersund et al. (2016)	Cited by	Hussain et al. (2015)	Cited by
Česka et al. (2014)	Cited by	Iwata et al. (2014)	Cited by
Češka et al. (2017)	Cited by	Jagiella et al. (2017)	Cited by
Chen et al. (2015)	Cited by	Jaqaman and Danuser (2006)	Cited by
Chevaliera and Samadb (2011)	Cited by	Ji and Brown (2009)	Cited by
Chong et al. (2012)	Cited by	Jia et al. (2011)	Cited by
Chong et al. (2014)	Cited by	Joshia et al. (2006)	Cited by
Chou et al. (2006)	Cited by	Karnaukhov et al. (2007)	Cited by
Chou and Voit (2009)	Cited by	Karimi and Mcauley (2013)	Cited by
Cseke et al. (2016)	Cited by	Karimi and Mcauley (2014a)	Cited by
Dai and Lai (2010)	Cited by	Karimi and Mcauley (2014b)	Cited by
Daigle et al. (2012)	Cited by	Kimura et al. (2015)	Cited by
Jr. et al. (2012)	Cited by	Klein et al. (2011)	Cited by
Dattner (2015)	Cited by	Kleinstein et al. (2006)	Cited by
Deng and Tian (2014)	Cited by	Ko et al. (2009)	Cited by
Dinh and Sidje (2017)	Cited by	Koblents and Míguez (2011)	Cited by
Dochain (2003)	Cited by	Koblents and Míguez (2014)	Cited by
Drovandi et al. (2016)	Cited by	Koepl et al. (2012)	Cited by
Eghtesadi and Mcauley (2014)	Cited by	Komorowski et al. (2009)	Cited by
Eisenberg and Hayashi (2014)	Cited by	Komorowski et al. (2011)	Cited by
Engl et al. (2009)	Cited by	Kravaris et al. (2013)	Cited by
Erguler and Stumpf (2011)	Cited by	Kuepfer et al. (2007)	Cited by
Fages et al. (2015)	Cited by	Kügler (2012)	Cited by
Famili et al. (2005)	Cited by	Kulikov and Kulikova (2015b)	Cited by



**Table S14.** References with citation links in Google Scholar. (cont.)

Kulikov and Kulikova (2015a)	Cited by	Radulescu et al. (2012)	Cited by
Kulikov and Kulikova (2017)	Cited by	Rakhshania et al. (2016)	Cited by
Kutalik et al. (2007)	Cited by	J. O. Ramsay and Cao (2007)	Cited by
Kuwahara et al. (2013)	Cited by	Rapaport and Dochain (2005)	Cited by
Lakatos et al. (2015)	Cited by	Reinker et al. (2006)	Cited by
Lang and Stelling (2016)	Cited by	Reis et al. (2018)	Cited by
Li and Vu (2013)	Cited by	Remlia et al. (2017)	Cited by
Li and Vu (2015)	Cited by	Rempala (2012)	Cited by
Liao et al. (2015a)	Cited by	Rosati et al. (2018)	Cited by
Liao et al. (2015b)	Cited by	Ruess et al. (2011)	Cited by
Liepe et al. (2014)	Cited by	Ruess (2014)	Cited by
Lillacci and Khammash (2010a)	Cited by	Ruess and Lygeros (2015)	Cited by
Lillacci and Khammash (2010b)	Cited by	Rumschinski et al. (2010)	Cited by
Lillacci and Khammash (2012)	Cited by	Ruttor and Oppen (2010)	Cited by
Lindera and Rempala (2015)	Cited by	Sagar et al. (2017)	Cited by
Liu et al. (2006)	Cited by	Saltelli et al. (2004)	Cited by
Liu and Wang (2008b)	Cited by	Saltelli et al. (2005)	Cited by
Liu and Wang (2008a)	Cited by	Schilling et al. (2016)	Cited by
Liu and Wang (2009)	Cited by	Schnoerr et al. (2017)	Cited by
Liu et al. (2012)	Cited by	Septier and Peters (2016)	Cited by
Liu and Gunawan (2014)	Cited by	Shacham and Brauner (2014)	Cited by
Loos et al. (2016)	Cited by	Sherlock et al. (2014)	Cited by
Lück and Wolf (2016)	Cited by	Shiang (2009)	Cited by
Mancini et al. (2015)	Cited by	Zamora-Sillero et al. (2011)	Cited by
Mannakee et al. (2016)	Cited by	Singh and Hahn (2005)	Cited by
Mansouri et al. (2014)	Cited by	Slezak et al. (2010)	Cited by
Mansouri et al. (2015)	Cited by	Smet and Marchal (2010)	Cited by
Matsubara et al. (2006)	Cited by	Smith and Grima (2018)	Cited by
Mazur (2012)	Cited by	He et al. (2004)	Cited by
Mazur and Kaderali (2013)	Cited by	Srinath and Gunawan (2010)	Cited by
McGoff et al. (2015)	Cited by	Srinivas and Rangaiah (2007)	Cited by
Meskin et al. (2011)	Cited by	Srivastava and Rawlingsb (2014)	Cited by
Meskin et al. (2013)	Cited by	von Stosch et al. (2014)	Cited by
Meyer et al. (2014)	Cited by	Emmert-Streib et al. (2012)	Cited by
Michailidis and dAlché Buc (2013)	Cited by	Sun et al. (2008)	Cited by
Michalik et al. (2009)	Cited by	Sun et al. (2012)	Cited by
Mihaylova et al. (2011)	Cited by	Sun et al. (2014)	Cited by
Mihaylova et al. (2012)	Cited by	Tangherloni et al. (2016)	Cited by
Mihaylova et al. (2014)	Cited by	Teijeiro et al. (2017)	Cited by
Mikeev and Wolf (2012)	Cited by	Tenazinha and Vinga (2011)	Cited by
Milner et al. (2013)	Cited by	Thomas et al. (2012)	Cited by
Mizera et al. (2014)	Cited by	Tian et al. (2007)	Cited by
Moles et al. (2003)	Cited by	Tian et al. (2010)	Cited by
Jaime and Denis (2015)	Cited by	Toni and Stumpf (2009)	Cited by
Mu (2010)	Cited by	Transtrum and Qiu (2012)	Cited by
Müller et al. (2011)	Cited by	Vanlier et al. (2013)	Cited by
Murakami (2014)	Cited by	Vargas et al. (2014)	Cited by
Nemeth et al. (2014)	Cited by	Villaverde et al. (2012)	Cited by
Nienaltowski et al. (2015)	Cited by	Villaverde et al. (2014)	Cited by
Nim et al. (2013)	Cited by	Villaverde and Barreiro (2016)	Cited by
Nobile et al. (2013)	Cited by	Villaverde et al. (2016)	Cited by
Nobile et al. (2016)	Cited by	Voit (2013)	Cited by
Pahle et al. (2012)	Cited by	Vrettas et al. (2011)	Cited by
Pan and Yang (2010)	Cited by	Wang et al. (2010)	Cited by
Pantazis et al. (2013)	Cited by	Weber and Frey (2017)	Cited by
Penas et al. (2017)	Cited by	Weiss et al. (2016)	Cited by
Plesa et al. (2017)	Cited by	Whitaker et al. (2017)	Cited by
Poovathingal and Gunawan (2010)	Cited by	White et al. (2015)	Cited by
Pullen and Morris (2014)	Cited by	Wong et al. (2015)	Cited by
Quach et al. (2007)	Cited by	Woodcock et al. (2011)	Cited by
		Xiong and Zhou (2013)	Cited by

**Table S14.** References with citation links in Google Scholar. (cont.)

Yang et al. (2014)	Cited by	Zimmer et al. (2014)	Cited by
Yang et al. (2012)	Cited by	Zimmer and Sahle (2012)	Cited by
Yenkie et al. (2016)	Cited by	Zimmer and Sahle (2015)	Cited by
Zechner et al. (2011)	Cited by	Zimmer (2015)	Cited by
Zechner et al. (2012)	Cited by	Zimmer et al. (2016)	Cited by
Zhan and Yeung (2011)	Cited by	Zimmer (2016)	Cited by
Zhan et al. (2014)	Cited by		

**Table S15.** Selected authors on Google Scholar with papers concerning parameter estimation for BRNs and dynamic systems.

Afnizanfaizal Abdullah	Paul Fearnhead	
Reka Albert	Maria Rodriguez-Fernandez	Hojjat Rakhshani
Andr Luís Alberton	Fabian Fröhlich	Rajesh Ramaswamy
Jarinah Mohd Ali	Attila Gabor	Rangaiah
Goekman Altay	Arnab Ganguly	Andreas Raue
James Anderson	Colin S Gillespie	Muhammad Akmal Remli
Alexander Andreychenko	Andrew Golightly	Michal Rewienski
Christophe Andrieu	Javier González	Jakob Ruess
Alessio Angius	Jan Hasenauer	Philipp Rumschinski
Andreas Miliadis-Argeitis	Faraz Hussain	David Safranek
Andrea Arnold	Gengjie Jia	Andrea Saltelli
Sebastiao Feyo de Azevedo	Eugenia Koblenz	Alexander Schaum
Syed Murtuza Baker	Michal Komorowski	René Schenkendorf
Julio R. Banga	Hans R. Kuensch	David Schnoerr
Victor Becerra	Gennady Yu. Kulikov	Chris Sherlock
Arturo Berrones	Maria V. Kulikova	David Spieler
Luboš Brim	Chang Hyeon Lee	Andrea Tangherloni
Kevin Brown	Gabriele Lillacci	Philipp Thomas
Nicolas Brunel	Lyudmila Mihaylova	Tina Toni
Alberto Giovanni Busetto	Yves Fomekong-Nanfack	Warwick Tucker
Eva Balsa Canto	Marco S. Nobile	Joep Vanlier
Paolo Cazzaniga	Mohamed N. Nounou	Alejandro Fernandez Villaverde
Kejia Chen	Chris. J. Oate	Eberhard Voit
Milan Česka	Jürgen Pahle	Michail D. Vrettas
Botond Cseke	David R. Penas	Markus F. Weber
Itai Dattner	Gareth W. Peters	Andrew White
Eric Eisenstat	Tatjana Petrov	Darren Wilkinson
Kamil Erguler	Sandhya Prabhakaran	Verena Wolf
Mondher Farza	Dennis Prangle	Christoph Zechner