

Using Key Player Analysis as a Method for Examining the Role of Community Animators in Technology Adoption

Jomara Sandbulte
 Pennsylvania State University
 University Park, PA USA
 jmb89@psu.edu

Jessica Kropczynski
 University of Cincinnati
 Cincinnati, OH USA
 jess.kropczynski@uc.edu

John M. Carroll
 Pennsylvania State University
 University Park, PA USA
 jmc56@psu.edu

ABSTRACT

This paper examines the role of community animators in technology adoption. Community animators are individuals that actively build social networks and broker ties between nodes in those networks. The present study observes technology adoption patterns through data collected from a mobile application at a local arts festival. A social network was constructed through photo-sharing and interaction within the app. Given this data, we propose the use of key player analysis to identify community animators. In addition, we use a graph invariant (i.e., fragmentation in the network) to describe the role and impact of key players on the full network of interactions. Our results contribute to literature on technology adoption in usability studies by proposing a method to quantify and identify the theoretical concept of community animators. We further analyze the types of community animators to be found in early adoption of technology: the early adopters themselves, and the initiating developers.

Author Keywords

Technology adoption; Social network analysis; Mobile technology; local community; Community connection

INTRODUCTION

In the digital age, much of our daily life is experienced using mobile devices and social media. There has been a growing interest in leveraging the benefits of mobile technology in many local communities to enhance cooperation among citizens and promote collective action [24, 27, 31, 34]. Prompting interactions among citizens has the potential to positively impact the economy of local organizations and markets [14, 5, 23]. Community events are important to economic development and regional tourism, but also build community pride. According to Wellman [39], there are a few central goals of a local community. These consist of delivering local information to people, increasing peoples' awareness and participation in local activities, and bringing people closer to the local community.

Although the goals and ascribed traits of communities may appear simple in nature, they can contain a great deal of nuance and complexity [16]. As such, designing for these goals and achieving critical mass in the study of community interaction within socio-technical systems can be a daunting task. Research has shown that individual psychology and personal influence are key factors in technology adoption [26]. Identifying and employing community animators may ease the task of reaching critical mass in socio-technical work. The present study examines both the individuals who seed a network with interaction, and those who emerge as community animators themselves.

The interactions in this study are situated in the context of an arts festival promoted by a local community. As a community event established in 1967, the festival has become an annual tradition for many local families, students, and visiting alumni of the local university. Annual attendance is estimated to be almost 150,000 over the lifespan of the festival. The size of the event, coupled with wide usage of smart phones and other mobile devices, presents unique opportunities for documenting and researching networked interactions among festival-goers. Twitter posts, photo tagging, geolocation information, and myriad other components of social media create opportunities for community engagement. Mobile applications are able to promote interpersonal interactions by providing community members with new modes of communication and experience sharing [21, 22]. In these networks, mobile technology seeks to improve the quality of interaction between people. This increase in quality may lead to a heightened sense of community engagement [28].

Promoting positive interactions in local events may be an effective method for strengthening communities. However, these interactions do not typically occur without some form of incitement or prompting. Social intermediaries work to facilitate such positive interactions by building bridges within the community between disparate network components. This act is essential in promoting technology adoption. We conceptualize this as the role of a Community Animator. Community animator is an emerging job title within innovation spaces, such as incubators and maker environments [8, 4, 6, 35]. These animators participate in and manage communities by sharing information and building bridges between members and groups [1, 2, 6]. Community informatics research has examined the role of bridges, particularly in the form of community leaders, as a way to integrate communities [15]. In our research, we view the socio-technical system as a tool

Paste the appropriate copyright statement here. ACM now supports three different copyright statements:

- ACM copyright: ACM holds the copyright on the work. This is the historical approach.
- License: The author(s) retain copyright, but ACM receives an exclusive publication license.
- Open Access: The author(s) wish to pay for the work to be open access. The additional fee must be paid to ACM.

This text field is large enough to hold the appropriate release statement assuming it is single spaced.

Every submission will be assigned their own unique DOI string to be included here.

to enhance the work of community animators and facilitate bridging among those that do not frequently take on this role.

Many online social networks begin with interactions among developers, or a select group of early adopters. These early adopters often become animators of the space. For example, Mark Zuckerberg, who started Facebook in his college dorm room [33], and his friends were the initial users of the social network and seeded initial interactions. We recognize the value of initial interactions and understand that the success of many apps can be attributed to these early steps.

In our study, we consider the technology developers and research staff that work to gain initial usage as seeded animators. The interactions they create serve to promote shared activity among the festival's participants and encourage the creation of new community animators. Our research aims to investigate the impact of seeded animators on a network of socio-technical interactions. To better understand the impact of community animators' on technology adoption, we begin by proposing key player analysis to identify and quantify the role.

In social network analysis, degree of centrality (or the node with the most interactions) is often used to describe nodes of some relative importance to a network or a node with higher degrees of information flow to a particular node [9]. Borgatti [10] described the tendency to measure importance of nodes with centrality as part of a key player problem and developed key player analysis and corresponding software to distinguish between popular nodes (with a high degree of centrality) and nodes that have other structurally advantageous positions. Borgatti's key player analysis software utilizes a set of algorithms to identify sets of nodes that 1) if removed, fragment or disrupt the network, and 2) are able to reach the largest proportion of the network.

We present two socio-technical systems for encouraging interactions and utilize key player analysis to identify community animators role in system adoption. First, we designed a social game that blends the use of mobile devices with a social infrastructure for face-to-face community interactions. Second, we designed a mobile application that contains a digital program and promotes lightweight social interactions. We will describe how each social activity encouraged interactions at the festival. Further, we will discuss how key player analysis of seeded animators and festival-goers can be used to identify individuals of importance to the desired interactions. Finally, we present our findings and relate them to lessons learned about the role of community animators, and conclude suggestions for future work.

Research Questions

Gaining critical mass in socio-technical systems can be challenging, the initial work of developers and early adopters are often critical to animating a socio-technical system and ensuring its success. To better understand this role, we borrow key player analysis [9] as a method to articulate and operationalize the conceptual definition of the community animator. Our work is guided by the overarching question:

(RQ1) How can key player analysis be used as a method for identifying community animators?

Further, we ask:

(RQ2) How do the networked interactions of seeded developers differ from those of early adopters?

RELATED WORK

We use the term Community Animators to describe the role of individuals that host many introductions in our sociotechnical system. This section describes the emergence of community animators and their role in community hubs.

The Emergence of Community Animators

Over a several years working with community partners in a local community, [3], it became clear to us that the collective vision of local businesses, organizations, educational institutions, and local government are often disconnected and can become unaware of common goals for positive change. Their activities were often stuck within silos defined by generation, discipline, or interest levels. Reversing this effect can reduce uncertainty, miscommunication, and misdirection in smart and connected cities [14].

Community animators have been defined as “a person who works with the members of a community to help get them informed and excited about local issues” [5]. A common title for individuals that fill this structural role in a social network is brokers, as introduced by Burt [12]. Brokers are intermediary links in systems of social, economic, or political relations who facilitate trade or transmission of valued resource that would otherwise be very difficult. According to Burt, the crucial characteristics of brokers are that they (i) bridge gaps in social structure and (ii) help goods, information, opportunities, or knowledge to flow across those gaps [13]. The role of broker has much value to the community in terms of strength in community vision and having collective action taking place for example a broker would take action in a local food bank to find people to donate or to value the food bank [13, 37]. The modern definition of a community animator in incubators and innovation spaces extends beyond the traditional notion of a brokers in sociology to include not only bridging, but also taking action on needs when appropriate [4]. Similar to bridges, community animators work to connect members of the community and facilitate knowledge, which may cause high workload and less resilience.

In this study, we operationalize the community animator in technology adoption as individuals that aid in building cohesive networks of interactions among participations in a socio-technical system. While interacting in an online environment is a low-level interaction to “animate” communities, the role of helping other become informed about a type of technology and helping them to be excited about using it closely aligns with the description of this role in face-to-face scenarios. In addition to inspiring participation, we hypothesize that community animators can be detected using algorithms that detect individuals that build cohesion among subgroups and clusters of participants that would otherwise be disconnected components of the network.

Promoting Community Engagement

Carroll [17] describes the community informatics as a field concerned with the challenges and opportunities for citizens in an environment increasingly dominated by technology. Instead of encouraging social interaction with people around local places, researchers [29, 38] have affirmed that the use of information and communication technologies (ICT) also holds the potential to isolate society and motivate citizens to remain focused on their own isolated tasks. Ogilvy and Mather have responded to this shift by creating a series of public service announcements in China called “The Phone Wall” to illustrate how technology is effecting family relationship and used the caption “The more you connect, the less you connect” at the bottom of the images [41]. Even though this seems to be the primary impact of ICTs, they have also contributed to the development of applications to support local economy [14], social justice [36], political empowerment [14, 32], and collaboration and social exchange by using social networking technology [25].

Considerable efforts have been dedicated to the development of applications that integrate innovations and technology to facilitate community citizen engagement. Researchers have studied citizens’ engagement in local community events such as festivals. Cheverst et al. [18] have employed applications for festivals to investigate social support through user generated mash ups of geo-tagged photos. Shih et al. [35] have explored how social media discussions and photos content created during community event can directly enhance festival experience. In addition, Han et al. [23] explored communities conceptual framework to investigate how using and interacting with festival app enhance user’s festival experience. Researchers in CSCW have also developed designs to inspire face-to-face meet-ups and engage citizens in their communities. Hansen et al. [24] explored socio-technical platform to promote civic action brokering in local community, and Agarwala’s [7] study focused on a community of academic researchers developing an online system to match researchers with organizations or companies opportunities.

Researchers have also focused on context aware computing within community networks. Burrell [11] has used context aware computer and mobile applications to virtually connect users in established communities. Ganoë et al. [21] apply a location-sensitive mobile application for community engagement. However there is a dearth of research focusing on strategies to encourage a critical mass of participants to research these systems by creating local networks of active participants. Our research contributes this gap by analyzing our own efforts to inspire citizen engagement.

Early Adoption and Technology Diffusion

Research has strived to understand factors affecting software adoption [35]. Developers argue that functionality is not the key driver to successful technology adoption [5] in many cases, having a critical mass is crucial for long term sustainability [6, 27, 35, 40]. These studies have shown that critical mass is typically gained through techniques that are effective at recruiting early adopters. Early adopters and the people they affect allow for the rapid diffusion of technology and

software [20]. The need to establish a base of early adopters is so critical that many developers have released their products completely free for a limited time [40].

Of equal importance is the environment and state in which a particular technology is released to consumers. In addition to information content [34], Merkel et al. [30] examined the design and use of technology at nonprofit organizations and found community and organizational network structure to be crucial for technology adoption. These results indicate a need for understanding communities and demographics on both a structural and content-specific level. This regularly inspires citizen engagement projects to construct strategies for increased adoption in order to improve the robustness of future analyses [25].

Early adopters are often critical to marketing strategies, and have been documented in previous studies to not only participate themselves, but invite others [38]. Their engagement and influence on technology diffusion has also been seen in the communications of inter-organizational networks [19]. Due to the influence-driven and community-oriented nature of ICTs’ early adopters, the present study classifies them as community animators [24].

We are interested in examining the community animator’s role in initiating interaction among local festival participants. In quantifying the value of seeded interactions to technology adoption, insights into networks of socio-technical systems can be gained. The present study aims to test the following hypotheses:

1. Community Animators can be identified using Key Player Analysis
2. Community Animators are important as “bridges” connections
3. Community Animators aid in technology adoption

METHODS

Since 2008, our team has developed the official mobile application for a large, annual arts festival (ArtsFest) that has a long tradition in the local community. In previous prototypes, the ArtsFest mobile application included an interactive calendar of events, but the ArtsFest 2014 application was the first version to contain social interactive features. At the 2014 ArtsFest, we explored how social infrastructures aided by mobile technology can increase social connections and sense of community. For the purposes of this study, we focus heavily on the social interactions portion of the study. Different social activities were explored 2014 and 2015 during the festival. In 2014, we asked participants to engage in a selfie game and post selfies with other festival-goers in the festival app. In 2015, lightweight in-app social interactions were implemented such as waves to other festival-goers based on similar interest, photo-liking, and tagging. Based on in-app activities each year, we constructed an adjacency matrix of app interactions to construct a social network.

In addition to developing the applications, members of our lab staffed a booth at the festival to promote the mobile application and offer technical support.

Selfie Game

Festival-goers downloaded the ArtsFest 2014 application on both iOS (n=1025) and Android (n=413) platforms. A sub-sample of participants agreed to participate in a social game (n=150) intended to encourage content creation and to increase the sense of community among app users. The Selfie Game proposal is described in Figure 1.

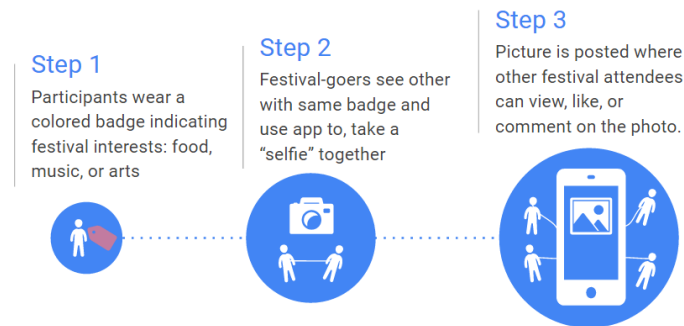


Figure 1. Selfie Game: How it works

Figure 2 illustrates festival-goers participating in the Selfie Game (Figure 2, left) and posting the selfie photo (Figure 2, right).



Figure 2. Festival-goer participating in the Selfie Game

To create a network of interactions to utilize in our analysis, photos in the app were used to identify festival-goers that participated in the selfie game. Each festival-goer that uploaded a selfie constituted a node in the social network, the nodes were linked by appearing in a selfie together. If three individuals appeared in a selfie together, they would appear as a fully connected triad in the network. If one member of the triad then took a selfie with a passerby, the new node would become a pendent linked to triad by the individual that appeared in two selfies. Interactions were recorded and formatted into a person-by-person adjacency matrix.

ArtsFest App

In 2015, the ArtsFest social features were available on iOS (n=980). Features were designed based on the cooperation between our team lab and the festival administration. The festival administration contributed digital content such as event descriptions, images, and links to artists. Our development team organized the data in our database server

and wrote APIs to enable communication between mobile clients and the server. The application activity data that was archived includes “waves” from festival-goers to other festival-goers based on recommendations; photo sharing; commenting on pictures; liking pictures; a “leaderboard” of top users; RSVPing to events; and a map of all pictures posted. Analysis of activity data compared participants in the social game that went on to contribute to content creation in the app (by posting photos and selfies) to those that did not. Interactions stemming from one festival-goer to another in the app was recorded as an interaction. The interactions among festival-goers was used to create an adjacency matrix to be analyzed as a social network.

Data Analysis

In analyzing the two social networks, we state two main goals:

1. Key Player Analysis to identify Community Animators
2. Distinguish between roles and positions of Seeded Developers and Early Adopters

In understanding how key player analysis can be used to identify community animators, we explore two methods of key players analysis introduced by Borgatti [10]. The first type of key player analysis described by Borgatti as key player problem/negative (KPP-NEG). Actors whose removal disrupts the network (by dividing it into multiple components) often play the role of bridges within a network. These actors are the social glue that hold segments of the network together. A graph invariant, or whole network measure to describe a characteristic of a network, can be used describe the impact of a node if removed. In this case, fragmentation of the network is used to describe the impact of the removal of key players on the overall cohesion of the network. Fragmentation describes the proportion of pairs in the network that cannot reach each other in the network. Fragmentation scores vary from zero to one, a score of one would indicate complete fragmentation (a network of isolated nodes) and score of zero would indicate a maximally connected network.

The second type of key player analysis described is called key player problem/positive (KPP-POS). Actors with the largest reach in the network are in a position to optimally diffuse information through a network. This procedure identifies a set of nodes that are positioned in the network in a way that allows the largest proportion of the network to be reached. We contrast this to key players that may act as bridges in the network of interactions and consider the structural advantages of community animators that occupy each of these roles in the discussion section. Key player positive provides a descriptor of the percentage of unique nodes reach by the set of nodes identified. KPP-POS was used to help determine the number of nodes to select in each network by aiming to reach over 90% of the network.

We used KeyPlayer [9] software to find sets of key players in the network, both KPP-NEG and KPP-POS and note actors affiliation with the development team. Based on the results of KPP-POS, size of network, and number of seeded developers that participated in each social activity, we varied the

size of the set of key player to identify in each network. In the 2014 selfie game, two members of the development team were active, in this network; five key players were used in each procedure. In the 2015 in-app activities, six members of the development team were active and ten key players were used in each procedure. After identifying the key nodes, we used UCINET 6 software for Windows to verify the degree of fragmentation in the network. In addition, to generate the images, we used NetDraw and NodeXL network visualization tools.

RESULTS

Community Animators in the Selfie Game

While our analysis of the social structure of interactions is the focus of the analysis, some differences existed in terms of level participation among the overall group of 150 selfie game participants. Selfie game participants posted 142 photos to the app, of those photos, 125 photos were selfies. In the social network of selfie game interactions, 65 people appeared in selfies, comprising a network of people appearing in selfies together. The maximum number of people in a connected component within this network was 38. Figure 3 shows the Selfie Game sociogram of interactions.



Figure 3. Selfie Game Sociogram

After first visualizing this sociogram, it was immediately apparent that one of our active developers was a central actor in the network as is evident when highlighting his interactions within the network. Given his commitment to the project, we can affirm he had significant impact promoting interaction among Art Fests visitors as illustrated in Figure 4.

The question remained, as to how key player analysis can be used to identify actors in this position (RQ1). When performing KPP-NEG five key players were identified that held potential to fragment 98% of the network. KPP-POS identified five key players that reached 93% of the network. Of the actors in the network with the highest degree of centrality, the individual with the highest degree of centrality was an early adopter, and second highest was a seeded developer (same as highlighted in Figure 4) who obtained many interactions while staffing the booth at the festival, and the next

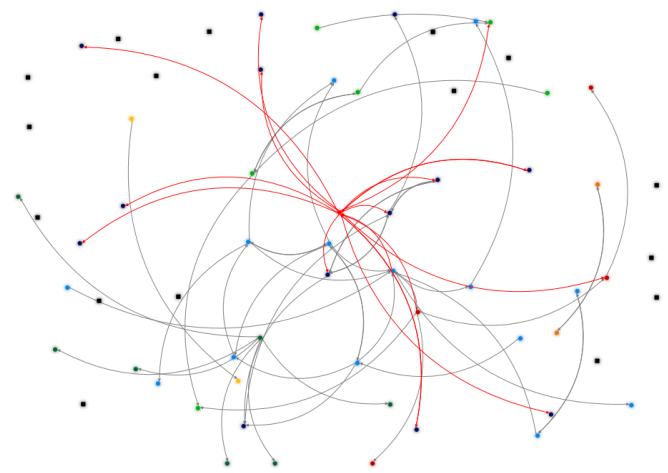


Figure 4. Selfie Game Sociogram - with most active Community Animator highlighted

three were early adopters of the app. A comparison of KPP-NEG, KPP-POS, and actors with the highest degree centrality are displayed in Table 1 in terms of the distribution of seeded developers and early adopters. Further examination of the impact of community animators is described in an analysis of fragmentation based on KPP-NEG in the proceeding section.

Table 1. Seeded Developers and Early Adopters Identified.

	KPP-NEG	KPP-POS	Highest Degree Centrality
Seeded Developers	2	1	2
Early Adopters	3	4	3

Consistent with our first hypothesis, KPP-NEG effectively identified the two seeded developers (including the active developer in Figure 2). In addition, three early adopters were identified. The three early adopters identified using KPP-NEG were not the same individuals identified using KPP-POS.

To further understand the impact of community animators in the network, examination of a graph invariant, specifically fragmentation, is used to characterize the cohesion that occurs through the presence of seeded developers and early adopters (RQ2). Before removing animators identified using KPP-NEG, the initial fragmentation in the network was 0.854. Figure 5 displays the full network with nodes sized by the degree of centrality. The nodes colored in orange represent seeded developers, green represent festival-goers who are early adopters, and nodes in blue were not identified as community animators (Figure 5).

After removing seeded developers (Figure 6) fragmentation increased from initial fragmentation to 0.947, which represents a change in fragmentation of 0.093 (see Table 2). When early adopters were removed (retaining seeded developers as shown in Figure 6), the fragmentation of the remaining network is 0.895, representing a change of 0.041 in the fragmentation (see Table 2). Although only two of five community

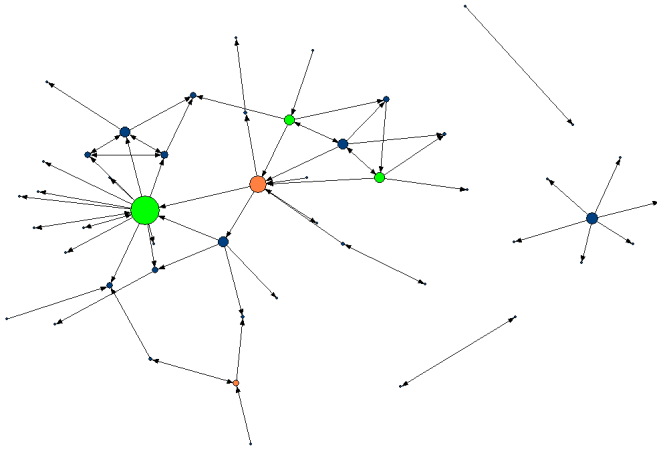


Figure 5. Selfie Game with KPP-NEG highlighted (Orange= Seeded Developers Green=Early Adopters; Nodes sized by Degree Centrality).

animators were seeded developers, their impact on the network is double that of the three early adopters. The difference between the two groups, but in bridging interactions among connected components, we can affirm that developers played an important role to promote interaction among festival attendees.

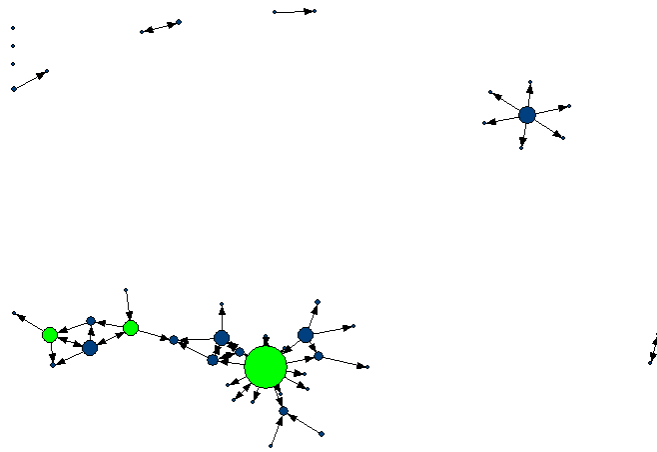


Figure 6. Selfie Game with Key Players Only Early Adopters (Seeded Developers members removed).

When all of the community animators are removed from the network, the 0.988 is the final fragmentation, with 0.134 as change in fragmentation (see Table 2). The final network fragmentation (Figure 7) showed that visitors were more isolated (H3) and less connected (H2) without key players, resulting in a network of small components. This result is consistent with our second hypothesis that describes animators as bridges in the network. It is also clear in Figure 7 some participants become unconnected isolates that are not socially engaged when connections to animators are removed.

APP DATA ANALYSIS

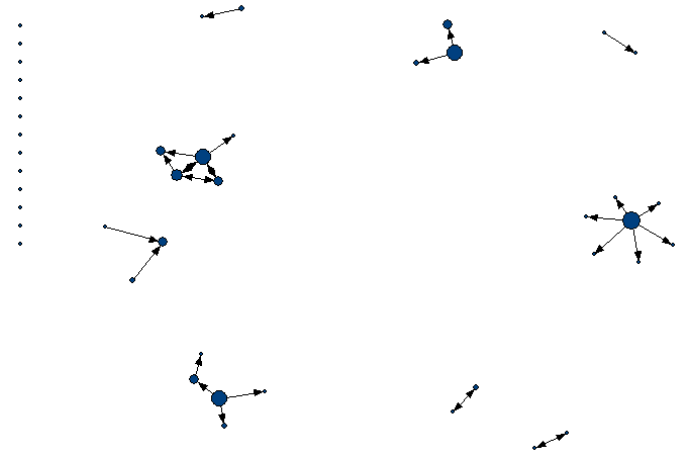


Figure 7. Selfie Game Fragmentation without Any Key Players.

Table 2. Summary of Selfie Game Data Fragmentation. Note: High Fragmentation Means Increased Numbers of Unconnected Pairs in Network.

Selfie Game Data	Fragmentation		
	Initial	Final	Change
Seeded Developers (n = 2)	0.854	0.947	0.093
Early Adopters (n = 3)	0.854	0.895	0.041
After all key players removed	0.854	0.988	0.134

Among festival-goers that downloaded the app in 2015, the majority used the app for the digital program and schedule of events alone. 149 participants utilized social features. When performing KPP-NEG ten key players were identified that held potential to fragment 99% of the network. KPP-POS identified 10 key players that reached 96% of the network. Of the actors in the network with the highest degree of centrality, the top five were seeded developers (who obtained the most interactions while staffing the booth at the festival), and the next three were early adopters of the app. A comparison of KPP-NEG, KPP-POS, and actors with the highest degree centrality are displayed in Table 3 in terms of the distribution of seeded developers and early adopters. Further examination of the impact of community animators in encouraging the use of social features of the app is described in an analysis of fragmentation based on KPP-NEG in the proceeding section.

Table 3. Seeded Developers and Early Adopters Identified. Note: High Fragmentation Means Increased Numbers of Unconnected Pairs in Network.

	KPP-NEG	KPP-POS	Highest Degree Centrality
Seeded Developers	6	2	5
Early Adopters	4	8	5

KPP-NEG effectively identified the six seeded developers that participated in recruitment at the arts festival booth (H1). In addition, four early adopters were identified with this procedure. As was the case with the Selfie Game, the early

adopters identified using KPP-NEG were different than those identified using KPP-POS, with the exception of one early adopter identified in both. Only two of the seeded developers were identified using KPP-POS. Impact of each group was further examined in relation to KPP-NEG.

The network of in-app interactions before key players were removed is shown in Figure 8, the initial fragmentation in the network is 0.872.




Figure 8. App Data KPP-POS highlighted (Orange=Seeded Developers; Green=Early Adopters; Nodes sized by Degree Centrality).

After removing seeded developers, fragmentation dropped to 0.986, a change of 0.114 (see Table 4). When early adopters were removed from the network, fragmentation was impacted to a lesser extent, 0.936 with a 0.064 change (see Table 4). Again, seeded developers impact on the network was roughly double that of early adopters.

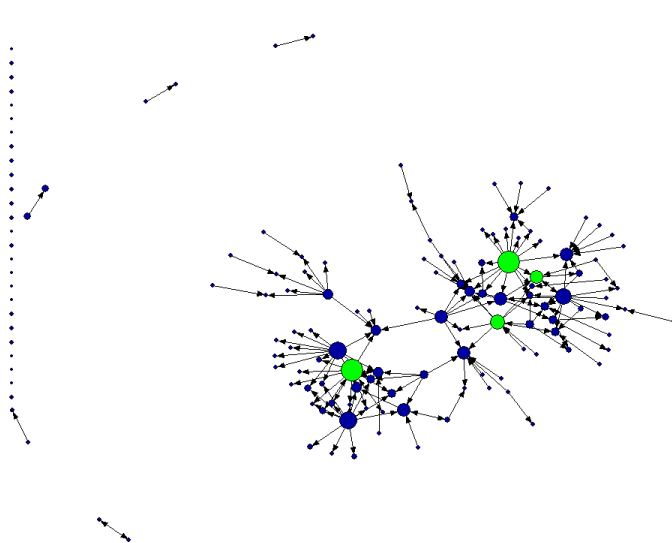


Figure 9. SApp Data with Key Players Only Early Adopters(Seeded Developers Removed).

When all community animators were removed from the network (as illustrated in Figure 10), final fragmentation is

0.994, a 0.122 change in fragmentation (see Table 4). Comparing the visualizations of with and without community animators (Figure 8 and 10), we can see clear differences in the network in terms of overall density and cohesion (H2). When comparing the initial and final networks of the selfie game, the removal of animators had a greater impact on the network, indicating that the number of KPP-NEG could be increased depending on goal of the analysis (H3).




Figure 10. App Data without Any Key Players.

Table 4. Summary of App Data Fragmentation. Note: High Fragmentation Means Increased Numbers of Unconnected Pairs in Network.

Selfie Game Data	Fragmentation		
	Initial	Final	Change
Seeded Developers (n = 6)	0.872	0.986	0.114
Early Adopters (n = 4)	0.872	0.936	0.064
After all key players removed (n = 10)	0.872	0.994	0.122

DISCUSSION

Using data collected from two socio-technical activities, we examined the network of interactions situated in the context of an arts festival promoted by a local community. Specifically, we used key player analysis of a social network analysis to operationalize, identify, and measure the impact of community animators. We explored a method of identifying community animators using algorithms to identify individuals that build cohesion among subgroups and clusters of participants. Several important results emerged.

First, we found that through key player analysis, we can identify a group of people that worked as social intermediaries to help build bridges (KPP-NEG) and expand reach of connectivity to disparate portions of the network (KPP-POS) within the Arts Festival community (RQ1). This finding was consistent with our first hypothesis, however, when comparing the use of KPP-NEG to KPP-POS, the use of KPP-NEG was more useful in identifying known animatorsour own development team. The use of KPP-NEG was also useful in the ability to identify individuals that act as bridges among components in the network. Although we believe that individuals

identified using KPP-NEG more accurately fit the description of Community Animators and was more successful in identifying individuals in the network that worked to animate activities in the app, the results of KPP-POS may still prove useful to researchers interested in other aspects of technology adoption. For example, if we had the explicit intention to spread a message to all users of the app or would like to survey participants with non-overlapping experiences, identifying key players using KPP-POS would provide an opportunity to focus efforts on individuals in advantageous structural positions to local clusters throughout the network.

Second, it is clear from the results of the comparison of key player analyses and the difference in fragmentation, that seeded developers social behavior and role can be characterized using these analyses. Although when all key players (developers and early adopters) were removed from the network of interaction, we obtained a higher fragmentation that indicates the nodes were more isolated and less dense (Figure 7 and 10). According to data presented in Tables 2 and 4, seeded developers are key players and had impact functioning as seeded animators in the network of interactions. The impact of developers doubled that of early adopters, which confirms the importance of these seeded animators in a social space to promote technology adoption. This change of fragmentation indicates that the role of community animators is important as “bridges” [9] [5] connections to begin animating participants into the socio-technical environment otherwise the participants would be disconnected components of the network (H2). This result is consistent with early adopter marketing strategies [40]. From a community organization point of view, it is important to know who facilitate or broadcast information. These “bridges” have the potential of becoming future partners or events promoters.

Third, following our goal of investigating seeded animators impact of a network of interactions; we aim to better understand community animator’s impact on adoption and use of technology. Ideally, these interactions should occur among participants alone. However, based on our findings, we verified that the role of community animators is important to initiate community interactions in a social space and aid in technology adoption by informing the festival participants about a type of technology and helping them to be excited about using it (H3). Given the additional fragmentation of the network into multiple components after the removal of community animators from the selfie game, there is some indication that the role of animators played a significant role in this type of interaction as compared to lightweight interactions within the app.

Limitation and Future Research

Our study has some limitations worth pointing out. First, we understand that our study is a case study that may not be generalizable to other community contexts and socio-technical systems. While this study focuses on using Key Player Analysis as a method to detect community animators, we also recognize the value of mixed methods approaches to understand socio-technical systems and believe that this work would benefit from a qualitative understanding. A complete analysis of

the data can include qualitative analysis to consider attitude, beliefs, and behaviors of key players and other festival participants as parameters.

Future research on this analysis will apply timestamps to examine cascading effects of seeding the interactions. We want to investigate how the impact of community animator’s influence in the network after the community animators initiation. In addition, we see potential to test our hypothesis in different local events along the years. We want to identify and compare key players and observe the change in the degree of fragmentation. We may also consider the relative advantages of other graph invariant such as density, average tie strength, independent paths, maximum tie flow, cliques per node, or other measures of graph cohesion to explore this or other scenarios in a different perspective. In future work for socio-technical activities, our team is working in the official mobile application for this year local community arts festival. In this new prototype, we plan to build a network of interaction through social media. We will observe how participants interact using Twitter. Participants will be the nodes in the network. Moreover, photo sharing, comments, posts and, use of the festival *hashtag* will be the links.

Based on these results, we propose the identification of community animators as a proposed method to build strategy for adoption of new technology, to stage interventions within early adoption of a tool, or to identify early adopters as interview subjects. Identifying early adopters that bridge portions of the network or whom reach disparate portions of the network in a network of interaction is not obvious, especially in the context of in-app interactions of mobile technology wherein users do not wear a clear device or badge. The work of community animators is also not always visible and thus, not easily supported. Using this toolkit, strategies may be developed to facilitate technology adoption and be described in an identifiable and quantifiable way. Besides, understanding the impact of community animators is a useful strategy to identify possible interviews or user study participants. Identifying community animators (early adopters) to participate in further study evaluation could be considered as one of the direct benefits of this type of analysis.

CONCLUSION

This work examines the role of community animators in technology adoption. The study analyzed data collected from two socio-technical activities: a selfie game and a mobile application. A social network of interactions was constructed, and KPP-NEG and KPP-POS algorithms were used to detect individuals that build cohesion among subgroups and clusters of participants in a local event. Key player analysis was used to identify community animators and to explore the differences between roles and positions of Seeded Developers and Early Adopters. Our findings show that is possible to find community animators among the festival visitors through key player analysis. Further, we observed the role of community animators are critical in the building of “bridges” among the participants (KPP-NEG). Animators were active in spreading information throughout the network, supporting technology adoption (KPP-POS). Finally, we verified that seeded developers

were important for initiating participant interactions. Their role as seeded aided technology adoption and strengthened connections among actors in the network.

Within the CSCW domain, most studies have focused on the definition of brokers or promoting citizen engagement. However, this work advances the current conceptual status of early adopters and proposes the use of a social network analysis method to articulate the definition of community animators. We propose a method to quantify and measure the role of seeded animators in social interactions. This case study examined how community animators can promote interaction and create bridges among divergent participants. Finally, this work contributes to as a proposal of using this method to consider other usability studies and methods of adoption for socio-technical systems.

ACKNOWLEDGEMENTS

This work would not have been possible without the dedication of our development team, the early adopters that enthusiastically participated in our studies, and the Arts Festival coordinators that have supported this work.

REFERENCES

1. 2010. Centre for Social Innovation What is Community Animation? <http://socialinnovation.ca/blog/what-community-animation>. (2010). Accessed: 2016-07-14.
2. 2010. Knight Foundation Knight Communities Overall. <http://knightfoundation.org/sotc/overall-findings/>. (2010). Accessed: 2014-07-14.
3. 2015. A.Nonymous. Citation Omitted for Peer Review. (2015).
4. 2015. Edmonton Multicultural Coalition. Community Animators Recruitment. <http://www.emcoalition.ca/wp-content/uploads/2012/01/Community-Animators.pdf>. (2015). Accessed: 2015-09-24.
5. 2015. Enacademic. Community Animator. http://new_words.enacademic.com/828/community_animator. (2015). Accessed: 2015-09-24.
6. 2015. LinkedIn Top 25 Community Animator profiles — LinkedIn. <https://www.linkedin.com/title/community-animator>. (2015). Accessed: 2015-09-24.
7. Megha Agarwala, I-Han Hsiao, Hui Soo Chae, and Gary Natriello. 2013. ResearchBroker: connecting researchers to real-world research opportunities. In *Proceedings of the 2013 conference on Computer supported cooperative work companion*. ACM, 1–4.
8. Erling Björgvinsson, Pelle Ehn, and Per-Anders Hillgren. 2010. Participatory design and democratizing innovation. In *Proceedings of the 11th Biennial participatory design conference*. ACM, 41–50.
9. Stephen P Borgatti. 2005. Centrality and network flow. *Social networks* 27, 1 (2005), 55–71.
10. Stephen P Borgatti. 2006. Identifying sets of key players in a social network. *Computational & Mathematical Organization Theory* 12, 1 (2006), 21–34.
11. Jenna Burrell and Geri K Gay. 2002. E-graffiti: evaluating real-world use of a context-aware system. *Interacting with Computers* 14, 4 (2002), 301–312.
12. Ronald S Burt. 2005. *Brokerage and closure: An introduction to social capital*. Oxford university press.
13. Ronald S Burt. 2009. *Structural holes: The social structure of competition*. Harvard university press.
14. Tim Campbell. 2013. *Beyond smart cities: how cities network, learn and innovate*. Routledge.
15. John M Carroll. 2003. The Blacksburg Electronic Village: A study in community computing. In *International Digital Cities Workshop*. Springer, 43–65.
16. John M Carroll. 2014. *The neighborhood in the Internet: Design research projects in community informatics*. Routledge.
17. John M Carroll, Patrick C Shih, and Jessica Kropczynski. 2015. Community informatics as innovation in sociotechnical infrastructures. *The Journal of Community Informatics* 11, 2 (2015).
18. Keith Cheverst, Paul Coulton, William Bamford, and Nick Taylor. 2008. Supporting (mobile) user experience at a rural village scarecrow festival: a formative study of a geolocated photo mashup utilising a situated display. *Mobile Interaction in the Real World* (2008).
19. John A Czepiel. 1975. Patterns of interorganizational communications and the diffusion of a major technological innovation in a competitive industrial community. *Academy of Management Journal* 18, 1 (1975), 6–24.
20. Cornelia Droge, Michael A Stanko, and Wesley A Pollitte. 2010. Lead users and early adopters on the web: the role of new technology product blogs. *Journal of product innovation management* 27, 1 (2010), 66–82.
21. Craig H Ganoë, Harold R Robinson, Michael A Horning, Xiaoyan Xie, and John M Carroll. 2010. Mobile awareness and participation in community-oriented activities. In *Proceedings of the 1st International Conference and Exhibition on Computing for Geospatial Research & Application*. ACM, 10.
22. Kyungsik Han, Patrick C Shih, and John M Carroll. 2014. Local news chatter: augmenting community news by aggregating hyperlocal microblog content in a tag cloud. *International Journal of Human-Computer Interaction* 30, 12 (2014), 1003–1014.
23. Kyungsik Han, Richard Wirth, Benjamin V Hanrahan, Jiawei Chen, Sooyeon Lee, and John M Carroll. 2016. Being connected to the local community through a Festival mobile application. *ICConference 2016 Proceedings* (2016).

24. Derek L Hansen, Jes A Koepfler, Paul T Jaeger, John C Bertot, and Tracy Viselli. 2014. Civic action brokering platforms: Facilitating local engagement with ACTion Alexandria. In *Proceedings of the 17th ACM conference on Computer supported cooperative work & social computing*. ACM, 1308–1322.
25. Mohammad Hossein Jarrahi and Steve Sawyer. 2012. Social networking technologies and organizational knowledge sharing as a sociotechnical ecology. In *Proceedings of the ACM 2012 conference on computer supported cooperative work companion*. ACM, 99–102.
26. June Lu, James E Yao, and Chun-Sheng Yu. 2005. Personal innovativeness, social influences and adoption of wireless Internet services via mobile technology. *The Journal of Strategic Information Systems* 14, 3 (2005), 245–268.
27. Thomas Ludwig, Christian Reuter, and Volkmar Pipek. 2016. From Publics to Communities: Researching the Path of Shared Issues Through ICT. *Computer Supported Cooperative Work (CSCW)* 25, 2-3 (2016), 193–225.
28. David W McMillan and David M Chavis. 1986. Sense of community: A definition and theory. *Journal of community psychology* 14, 1 (1986), 6–23.
29. Nemanja Memarovic, Marc Langheinrich, Elisa Rubegni, Andreia David, and Ivan Elhart. 2012. Designing "Interacting Places" for a Student Community Using a Communicative Ecology Approach. In *Proceedings of the 11th International Conference on Mobile and Ubiquitous Multimedia (MUM '12)*. ACM, New York, NY, USA, Article 43, 10 pages. DOI : <http://dx.doi.org/10.1145/2406367.2406420>
30. Cecelia Merkel, Umer Farooq, Lu Xiao, Craig Ganoë, Mary Beth Rosson, and John M Carroll. 2007. Managing technology use and learning in nonprofit community organizations: methodological challenges and opportunities. In *Proceedings of the 2007 symposium on Computer human interaction for the management of information technology*. ACM, 8.
31. Sabine Niederer and Ruurd Priester. 2016. Smart Citizens: Exploring the Tools of the Urban Bottom-Up Movement. *Computer Supported Cooperative Work (CSCW)* 25, 2-3 (2016), 137–152.
32. Mayur Patel, Jon Sotsky, Sean Gourley, and Daniel Houghton. 2013. The emergence of civic tech: Investments in a growing field. <http://knightfoundation.org/features/civictech/>, (2013). Accessed: 2015-02-04.
33. Sarah Phillips. 2007. A brief history of Facebook. *Guardian*. (2007).
34. Mirko Tobias Schäfer. 2016. Challenging Citizenship: Social Media and Big Data. *Computer Supported Cooperative Work* 25, 2-3 (2016), 111–113.
35. Patrick C Shih, Kyungsik Han, and John M Carroll. 2015. Engaging community members with digitally curated social media content at an arts festival. In *Digital Heritage, 2015*, Vol. 1. IEEE, 321–324.
36. Kate Starbird and Leysia Palen. 2012. (How) will the revolution be retweeted?: information diffusion and the 2011 Egyptian uprising. In *Proceedings of the acm 2012 conference on computer supported cooperative work*. ACM, 7–16.
37. Katherine Stovel, Benjamin Golub, and Eva M Meyersson Milgrom. 2011. Stabilizing brokerage. *Proceedings of the National Academy of Sciences* 108, Supplement 4 (2011), 21326–21332.
38. Sherry Turkle. 2012. *Alone together: Why we expect more from technology and less from each other*. Basic books.
39. Barry Wellman. 1999. The network community. *Networks in the global village* (1999), 1–48.
40. Jon Whittle, William Simm, Maria-Angela Ferrario, Katerina Frankova, Laurence Garton, Andrée Woodcock, Jane Binner, Aom Ariyatun, and others. 2010. VoiceYourView: collecting real-time feedback on the design of public spaces. In *Proceedings of the 12th ACM international conference on Ubiquitous computing*. ACM, 41–50.
41. Anna Yudin. 2015. The more you connect, the less you connect. <http://newbostonpost.com/blogs/the-more-you-connect-the-less-you-connect/>. (2015). Accessed: 2016-02-17.