

# Understanding Beauty via Deep Facial Features

Xudong Liu, Tao Li, Hao Peng, Iris Chuoying Ouyang, Taehwan Kim, and Ruizhe Wang  
ObEN, Inc  
{xudong, tao, hpeng, iris, taehwan, ruizhe}@oben.com



Figure 1. *In each image pair, which one (Left or Right) is more attractive?* We propose a method and a novel perspective of beauty understanding via deep facial features, which allows us to analyze which facial attributes contribute positively or negatively to beauty perception. To validate our result, we manipulate the facial attributes and synthesize new images. In each case, left corresponds to the original image, and right represents the synthesized one. The sample modified facial attributes from left to right are small nose to big nose, male to female, no-makeup to makeup, and young to aged. To see our discovery to the first question, please read remaining of the paper.

## Abstract

The concept of beauty has been debated by philosophers and psychologists for centuries, but most definitions are subjective and metaphysical, and deficit in accuracy, generality, and scalability. In this paper, we present a novel study on mining beauty semantics of facial attributes based on big data, with an attempt to objectively construct descriptions of beauty in a quantitative manner. We first deploy a deep Convolutional Neural Network (CNN) to extract facial attributes, and then investigate correlations between these features and attractiveness on two large-scale datasets labelled with beauty scores. Not only do we discover the secrets of beauty verified by statistical significance tests, our findings also align perfectly with existing psychological studies that, e.g., small nose, high cheekbones, and femininity contribute to attractiveness. We further leverage these high-level representations to original images by a genera-

tive adversarial network (GAN). Beauty enhancements after synthesis are visually compelling and statistically convincing verified by a user survey of 10,000 data points.

## 1. Introduction

Facial attractiveness has profound effects on multiple aspects of human social activities, from inter-sexual and intra-sexual selections to hiring decisions and social exchanges [1]. For example, facially attractive people enjoy higher chances of getting dates [2] and their partners are more likely to gain satisfaction compared to dating with less attractive ones [3]. Overwhelmed by social fascination with beauty, less facially attractive people might suffer from social isolation, depression, and even psychological disorders [4, 5, 6, 7, 8]. Cash *et al.* [9] found that attractive people are in better positions when finding jobs. Attractiveness of

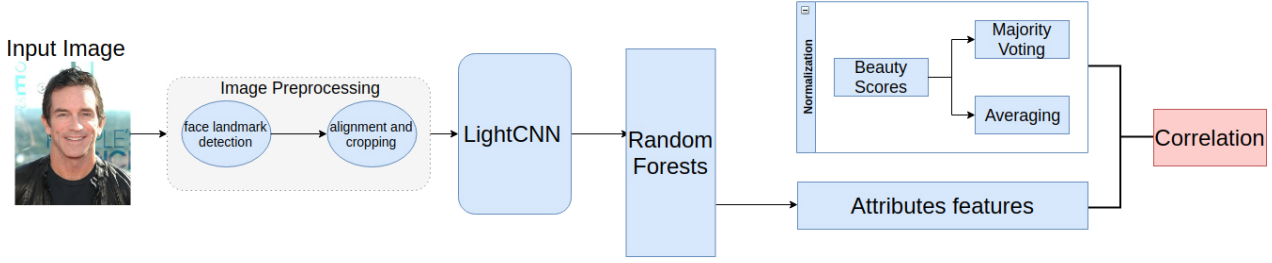


Figure 2. An overview of our approach.

a suspect can even impact the judge’s decision [10].

Over centuries, studies of facial beauty have attracted consistent interest among psychologists, philosophers, and artists, the majority of whom focus on human perception. What is beauty? Psychologists response to this question by investigating various factors, ranging from symmetry [11, 12, 13, 14] and averageness [15, 16, 17] to personality [18] and sexual dimorphism [19, 20].

Although have been studied extensively in the psychology community, studies of beauty are relatively new to the computing world. With the popularity of digital cameras as well as social media, images are increasingly pervasive in almost all aspects of social life and many computational beauty enhancement methods have been proposed recently [21, 22, 23, 24, 25, 26, 27, 28, 29], most of which rely on previous psychological findings. Their main idea behind is to analyze low-level geometric facial features (e.g., shape ratio, symmetry, texture) and then apply machine learning algorithms, such as support vector machines (SVMs) [30, 31, 32] and k-nearest neighbors (k-NN) [33] to perform image classifications or beauty predictions [34, 35, 36, 37, 38, 39]. Features such as local binary patterns (LBP) [40] and Gabor [41, 31] are extracted to train auto-raters in supervised manner, where beauty scores are collected and labelled manually.

Instead of using low-level facial geometric features based on psychological findings, we propose a novel study of correlations between facial attractiveness and facial attributes (e.g., shape of eyebrows, nose size, hair color), inspired by *Leyvand et al.* [22] who suggested that high-level facial features play critical roles in beauty estimation. Our study is driven by the explosion of big data as well as promising performance of deep learning models. As illustrated in Figure 2, we first deploy a deep Convolutional Neural Network (CNN) for facial attribute estimation. Correlations between high-level features and beauty outcomes are then studied in two large-scale datasets of labelled real-world images [21, 42]. Facial attributes showing statistically significant correlations with beauty outcomes are thereby selected. We further correlate our results with psychological findings, and discuss their similarities and

differences. In the end, we integrate above attributes with a generative adversarial network (GAN) to generate beautified images, which demonstrate perceptually appealing outcomes and validate the correctness our study as well as previous psychological works.

Major contributions in this paper include:

- We extract facial attributes using deep CNNs trained in two large-scale real-world datasets labelled with beauty scores.
- We are the first to objectively analyze correlations between beauty and facial attributes with a quantitative approach and select statistically significant attributes of attractiveness.
- We validate existing psychological studies of beauty and discover new patterns.
- We integrate these facial features with a GAN to generate beautified images and then conduct a user survey of 10,000 data points to verify the results.

The rest of the paper is organized as follows: Section 2 investigates previous works in facial attractiveness understanding. Section 3 describes our novel approach. Experiments are detailed in Section 4. Section 5 presents further analysis. We concludes the paper in Section 6.

## 2. Related Work

In this section, we investigate existing studies of beauty from both psychological and computational perspectives.

### 2.1. Psychological Studies

What is beauty? This question has been debated by philosophers and psychologists for centuries. The well-known saying *beauty is in the eye of the beholder* indicates that the perception of beauty is subjective and non-deterministic as it stems from various cultural and social environments. However, cross-cultural agreements on facial attractiveness have been found in many studies [43, 44, 45].

In other words, people from diverse backgrounds around the globe share certain common criteria for beauty.

Many factors have been investigated by psychologists, including symmetry, averageness, and sexual dimorphism. *Rhodes et al.* [13] and *Perrett et al.* [46] reported that symmetry has a positive influence on attractiveness. *Galton et al.* [15] noted that multiple faces blended together are more attractive than constituent faces, indicating that averaging face is another positive factor. Several studies [47, 48, 49, 50, 51] showed that people prefer feminine-looking faces regardless of actual genders of the faces. *Hassin et al.* [52] found that smiling faces are more attractive, which aligns with our intuitions.

## 2.2. Computational Analysis

Secrets of beauty have been discussed in the psychology community for centuries; however, computer scientists didn't involve in this field until recent years. The fact that facial attractiveness plays such a pivotal role in the society as well as recent advances in computer vision motivate more and more researchers to involve, leading to a recent outburst of related products, such as mobile applications.

Numbers of researchers have demonstrated their contribution on how to beautify still images and predict facial beauty. *Chen et al.* [21] proposed a hypothesis on facial beauty perception. They found out that weighted averages of two geometric features are better and adopt their hypotheses on beautification model using SVR and have achieved the state-of-the-art geometric feature based face beautification. *Liu et al.* [53] presented a purely landmark based, data-driven method to compute three kinds of geometric facial features for a 2.5D hybrid attractiveness computational model. A facial skin beautification framework to remove facial spots based on layer dictionary learning and sparse representation proposed by *Lu et al.* [54]. *Leyvan et al.* [22] focused on enhancing the attractiveness of human faces in frontal view. They presented face warping towards the beauty-weighted average of the  $k$  closer samples in the face space. They also proposed that a small local adjustment can lead to an appreciable impact on the facial attractiveness (partly enhance). These findings inspired us to figure out which parts are mostly related to attractiveness, with an attempt to decorate specific small pieces (e.g., eyes) instead of the entire face for beautification. *Chen et al.* [55] also addressed that high-level features are beneficial to beauty prediction, which further drives us to figure out which specific attributes affect the beauty. Such high-level representations can further be applied for beauty enhancements, which will be shown in Section 4.4.

It is worth mentioning that we propose the following extensions of [56]: 1) For deep facial features extraction, instead of training GoogLeNet [57] in an end-to-end fashion, we directly employ an off-the-shelf facial feature extrac-

tor LightCNN [58], trained on millions of images for the face recognition task, and then do a random forests training for attributes prediction. This greatly reduces the training time and generalizes our framework to potentially work with any other tasks; 2) We perform statistical analysis on the estimated Pearson's Correlation Coefficient to demonstrate that the mined facial beauty semantics are statistically significant; 3) We adopt a state-of-the-art multiple-domain image translation framework StarGAN [59] to manipulate facial attributes and perform extensive user study to evaluate beauty differences. This helps us to further practically validate the discovered correlation between beauty and semantic facial attributes.

## 3. Method

Figure 2 illustrates an overview of our approach: data preprocessing, attributes training, correlation analysis, and attribute translation. These procedures are detailed in this section.

### 3.1. Data Preprocessing

Preprocessing is necessary for removing unwanted variation from the training data. There are four steps in our image normalization pipeline: face detection, landmarks detection, alignment, and cropping. OpenFace [60] is used for face and landmark detection. After detection, 68 landmarks are provided as shown in Figure 4. Given landmarks, face images are aligned and cropped with the size of  $256 \times 256$ .

In addition to image preprocessing, beauty scores also need normalization because they are inconsistent when multiple people rate per image and we adopt majority voting and averaging methods to generate scores from [21, 42], respectively.

### 3.2. Attributes Training

In this paper, we employ LightCNN [58] as the feature extractor. This network achieved state-of-the-art face recognition results on several face benchmarks, indicating the representations learned from it are convincing for feature extraction.

The overview of the training process is shown in Figure 3. First, images are fed into LightCNN and features are extracted from Fully Connected (FC) layer. Then 40 random forest classifiers are trained for attributes estimation and finally output the attribute results.

### 3.3. Correlation Analysis

After getting normalized beauty scores and the 40 facial attributes, we perform an investigation for the secrets of beauty - correlation between facial attributes and beauty outcomes.

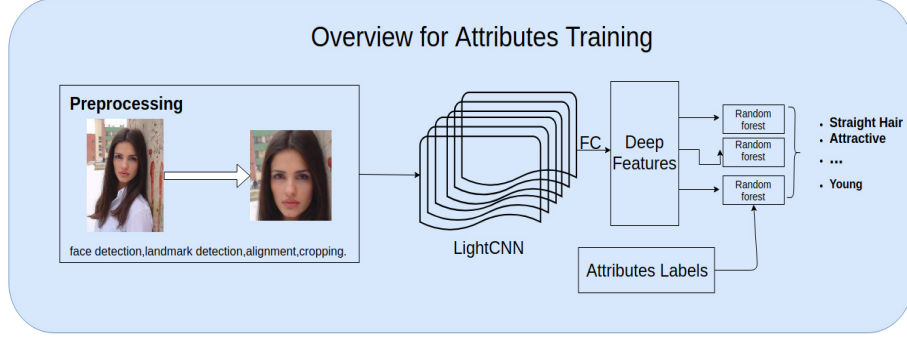


Figure 3. An overview of attributes training

Database	Size	Ethnicity	Gender	Score Scale	Rating Number	Normalization
Beauty 799 [21]	799	Diverse	Only Female	3	25	Voting
The 10k US [42]	2222	Caucasian	Female and Male	5	12	Averaging

Table 1. Beauty Dataset Description

### 3.3.1 Pearson’s Correlation Coefficient

Pearson’s correlation coefficient (PCC) [61] is used to measure linear relationship between two samples. It is calculated by

$$r = \frac{\sum_{i=1}^n (x_i - \bar{x})(y_i - \bar{y})}{\sqrt{\sum_{i=1}^n (x_i - \bar{x})^2} \sqrt{\sum_{i=1}^n (y_i - \bar{y})^2}} \quad (1)$$

where  $n$  is the sample size,  $x_i$  and  $y_i$  are sample points, and

$$\bar{x} = \frac{1}{n} \sum_{i=1}^n x_i, \bar{y} = \frac{1}{n} \sum_{i=1}^n y_i. \quad (2)$$

$r$  ranges from  $-1$  to  $1$ , where the strongest positive linear correlation is represented by  $1$ , while  $0$  indicates no correlation, and  $-1$  indicates the strongest negative linear correlation.

### 3.3.2 Testing Significance of Correlation Coefficients

Although the Pearson’s correlation coefficient provides the strength and direction of linear relationship between two samples, we need to confirm that the relationship is strong enough to be useful. Therefore, we apply statistical tests to investigate significance of correlation between beauty outcomes and facials attributes, where hypothesis tests are formed as

$$\begin{aligned} H_0 : r &= 0 \\ H_1 : r &\neq 0 \end{aligned}$$

where  $H_0$  is null hypothesis,  $H_1$  is alternate hypothesis, and the significance level  $\alpha$  is set to be  $0.05$ . If the calculated  $p$ -value is less than  $\alpha$ , we conclude that the correlation is significant; otherwise, we accept  $H_0$ .

### 3.3.3 Testing Differences between Means

*Hunter* [62] reported that the empirical average error rate across psychological studies is  $60\%$ , which is much higher than the  $5\%$  error rate of significant tests that psychologists think to be. Thus, we are very skeptical and careful about reporting any results. Besides testing the significance of correlation coefficients, we further test the significance of differences between means using different methods.

For any given facial attribute  $i$ , we split images into two groups by attribute  $i$ . The null and alternative hypotheses are, respectively,

$$\begin{aligned} H_0 : \mu_{i0} &= \mu_{i1} \\ H_1 : \mu_{i0} &\neq \mu_{i1} \end{aligned}$$

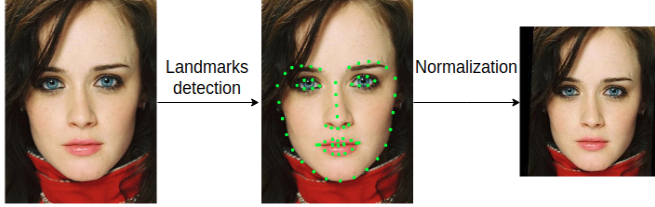
where  $\mu_{i0}$  denotes the average beauty score of the group without attribute  $i$  and  $\mu_{i1}$  denotes the mean score for the other group.

Independent two-sample  $t$ -tests [63] are widely used to compare whether the average difference between two groups is statistically significant or instead due to random effects. The  $t$  statistic for equal sample sizes and equal variances is defined by

$$t = \frac{\bar{X}_0 - \bar{X}_1}{\sqrt{\frac{s_{X_0}^2 + s_{X_1}^2}{2}}} \quad (3)$$

where  $s_{X_0}^2$  and  $s_{X_1}^2$  are unbiased estimators of the variances of the two samples. However, the equivalence of sample sizes and variances are not guaranteed in our case. We further introduce Welch’s  $t$ -test [64] to estimate variances





(a) Image preprocessing

Attributes	result	Attributes	result	Attributes	result
5.o.Clock.Shadow	0	Black.Hair	0	Goatee	0
No.Beard	1	Straight.Hair	0	Arched.Eyebrows	0
Blond.Hair	0	Gray.Hair	0	Oval.Face	0
Wavy.Hair	0	Attractive	1	Blurry	0
Heavy.Makeup	1	Pale.Skin	0	Wearing.Earrings	0
Bags.Under.Eyes	0	Brown.Hair	1	High.Cheekbones	1
Pointy.Nose	0	Wearing.Hat	0	Bald	0
Bushy.Eyebrows	0	Male	0	Receding.Hairline	0
Wearing.Lipstick	1	Bangs	1	Chubby	0
Mouth.Slightly.Open	0	Rosy.Cheeks	0	Wearing.Necklace	0
Big.Lips	0	Double.Chin	0	Mustache	0
Sideburns	0	Wearing.Necktie	0	Big.Nose	0
Eyeglasses	0	Narrow.Eyes	0	Smiling	0
Young	1				

(b) Facial attribute prediction

Figure 4. An example of image preprocessing and the corresponding attribute prediction results

separately. The  $t$  statistic for Welch’s t-test is calculated by

$$t = \frac{\bar{X}_0 - \bar{X}_1}{\sqrt{\frac{s_0^2}{n_0} + \frac{s_1^2}{n_1}}} \quad (4)$$

where  $s_0$  and  $s_1$  are unbiased estimators of variances of each group. We set the significance level to 0.05 and test in single-tailed manner. If the  $p$ -value is less than 0.05, we reject  $H_0$  and conclude a significant correlation between attribute  $i$  and beauty score; otherwise, we accept  $H_0$  which means that average beauty scores of the two groups have no significant difference.

### 3.4. Attribute Translation

To quantitative evaluate beauty differences with or without certain attributes, a generative adversarial network (GAN) [65] is deployed to transfer facial attributes. GAN is defined as a minimax game with the following objective function:

$$L_{adv} = E_x[\log D_{src}(x)] + E_x[\log(1 - D_{src}(G(x)))], \quad (5)$$

where the generator  $G$  is trained to fool the discriminator  $D$ , while the discriminator  $D$  tries to distinguish between generated samples  $G(x, c)$  and real samples  $x$ .

In practice, training a GAN successfully is a notoriously difficult task that has given rise to many improvements. StarGAN [59] has shown impressive results in image-to-image translation. Besides adversarial loss is used in training, attribute classification  $L_{cls}$  and image reconstruction loss  $L_{rec}$  are employed resulting in state-of-the-art attribute translation. The full objective is as following:

$$L = L_{adv} + \lambda_{cls}L_{cls} + \lambda_{rec}L_{rec}, \quad (6)$$

We follow the same architecture in [59] for facial attributes translation.

## 4. Experiment

### 4.1. Datasets

For beauty analysis, we deploy two rated datasets for experimental analysis. *Chen et al.* [21] built a beauty database with diversified and ethnic groups (we refer to Beauty 799). They collected 799 female face images in total, 390 celebrity face images including Miss Universe, Miss World, movie stars, and super models, and 409 common face images. They use a 3-point integer scale for rating: 3 for unattractive, 2 for common, and 1 for attractive. Each image is rated by 25 volunteers. Another dataset is the 10k US Adult Face Database [42], which consists of 10168 American adults, 2222 faces are labeled on Amazon Mechanical Turk with 12 respondents. Different from rating on Beauty 799 [21], the 10k US Adult Face [42] use a 5-point integer attractiveness scale, 5 represents the most attractive, 1 is for most unattractive. Descriptions of these two datasets see in Table 1.

On attributes training stage, CelebA [66] is deployed for facial attribute estimation. There are 202,599 images containing 10,177 identities, each of which has 40 attributes labels. Following their protocol [66], we split the dataset into three folders: 160,000 images of 8,000 identities are used for training, and the images of another 20,000 of 1,000 identities are employed as validation. The remaining 20,000 images of 1,000 identities are used for testing.

### 4.2. Settings of Facial Attribute Training

As Section 3.2 mentioned, we employ a pre-trained model of LightCNN [58] as the feature extractor to perform facial attributes estimation. Each face image is represented as a 256-D vector from fully connected layer of LightCNN and then fed into random forests along with the corresponding attribute labels for training.

Following the protocol of [66], we are able to achieve 85% accuracy averaging 40 attributes estimation tested on CelebA [66], which is comparable to state-of-the-art [67]

but more efficient due to no deep training.

### 4.3. Attribute Selections for Attractiveness

After obtaining high-level facial representations by above attributes training, we investigate correlations between these attributes and beauty scores from the labelled datasets. For each entry in the datasets, the attribute is binary (either 0 or 1) and the beauty score is decimal ranging from 1 to 5 (10K US dataset) or from 1 to 3 (Beauty 799 dataset).

To better understand gender differences, we split the 10K US dataset into three folders: female, male, and both. We also normalize the beauty scores using standard score [68] and merge two datasets into a larger one to resolve missing data issues of some entries. Five subsets (i.e., Beauty 799, 10K US, 10K US for female, 10K US for male, and the combination) are then given. As discussed in Section 3.3, we calculate Pearson’s correlation coefficients and perform significance tests on aforementioned subsets respectively. Correlation coefficients, selection decisions, and corresponding  $p$ -values of both coefficient significance tests and single-tailed two-sample Welch’s  $t$ -tests are reported in Table 3, where *Positive*, *Negative*, and  $-$  indicate positive linear relationship, negative linear relationship, and not significance respectively.

### 4.4. Attributes Translation for Beauty Evaluation

After mining semantics of beauty by correlation and significance testing, additional experiments are made by changing facial attribute to evaluate beauty differences.

StarGAN [59] has shown impressive results on image-to-image translation. In this experiment, we employ StarGAN as the architecture for facial attributes translation. Similar protocol to StarGAN, CelebA database is deployed for attributes translation. To evaluate the subjective differences in beauty, we conduct a perceptual study on Amazon Mechanical Turk (AMT). Five translation options, associated with three positive and two negative facial attributes, are assessed: Male-to-Female, adding Heavy Makeup, adding Lipstick, adding Big Nose and Young-to-Old. The original and five translated images from 50 CelebA identities are used. Thus, there is a total of 250 pairs of images in the study. Each participant chooses between 50 pairs of images and selects the face they find better looking in each pair. The two images of a pair are selected from the original image of an identity and one of its five translated images, presented side-by-side. Each pair of images are assessed by 40 participants. We finally obtained 10000 valid assessments.

The participants’ preferences are analyzed using logistic regression, a statistical model commonly used for binary outcome variables. The subjective results of the five facial attributes are presented in Figure 6. Planned comparisons reveal that the participants preferred the five translation op-

tions in the following order: adding Heavy Makeup was the most preferable, Male-to-Female the second, adding Lipstick the third; adding Big Nose and Young-to-Old were both the least preferable (i.e. no significant difference between Big Nose and Young-to-Old). The user study result aligns well with our hypotheses and correlation analyses discussed in Section 3.3.

## 5. Analysis

### 5.1. Beauty Semantics on Beauty 799 Dataset

Beauty 799 dataset [21] only consists of images of females and scores are 1, 2, or 3, indicating *very attractive*, *common*, or *unattractive* respectively. In Section 3.3, we have discussed ways to determinate correlations. Take Arched Eyebrows as an example, its  $r$  equals  $-0.109$  which indicates that Arched Eyebrows has a negative correlation with the beauty score ( $Y$ ). Since Arched Eyebrows only can be chosen 0 or 1, specifically, it indicates when people have the attribute of Arched Eyebrows (1), the beauty score ( $Y$ ) is going down, but small beauty score ( $Y$ ) represents more attractive (refer to original rating). Therefore, the attributes with negative  $r$  have a positive impact on beauty. As a result, as shown in Table 2, we are able to generate all the correlations between facial attributes and beauty degree on Beauty 799 [21].

From Beauty 799 dataset, first, we can conclude that people who have such attributes, like, Arched Eyebrows, Makeup, High Cheekbones, Wavy Hair, Wearing Earrings, Wearing Lipstick, Young, are more attractive. On the other hand, it is recognized as less attractive for these attributes, such as Big Nose, Black Hair, Blond Hair, Male, Mouth Slightly Open.

### 5.2. Beauty Semantics on 10k US Dataset

Different from Beauty 799, the 10k US Adult Face Database [42] contains more images and consists of both males and females but only Americans. The scales of beauty score in 10k US Adult Face Database [42] are five levels, and 1 indicates the least attractive, 5 indicates the most attractive. The correlation between beauty score and attribute feature is computed by Pearson Correlation as shown in Figure 5, and positive correlation suggests people with these attributes have a positive impact on beauty in this dataset.

As previously mentioned, we divide three parts for analyzing the beauty semantics in the 10k US dataset [42]. When considering the whole dataset including both female and male (see in Figure 5), the attributes with Black Hair, Heavy Makeup, High Cheekbone, No Beard, Smiling and Wearing Lipstick are positive to a person’s beauty. On the other hand, the attributes including Big Nose, Blond Hair, Bushy Eyebrows, Male, Mouth Slightly Open, Straight Hair

Attribute	PCC	$p$ -value (PCC)	$p$ -value (Welch)	Correlation
Arched Eyebrows	-0.109	$1.93 \times 10^{-3}$	$1.46 \times 10^{-3}$	Positive
Attractive	-0.208	$2.71 \times 10^{-9}$	$7.17 \times 10^{-9}$	Positive
Big Nose	0.054	$1.28 \times 10^{-1}$	$4.82 \times 10^{-2}$	Negative
Black Hair	0.062	$7.97 \times 10^{-2}$	$9.00 \times 10^{-3}$	Negative
Blond Hair	0.073	$3.80 \times 10^{-2}$	$1.94 \times 10^{-2}$	Negative
Bushy Eyebrows	0.034	$3.43 \times 10^{-1}$	$1.61 \times 10^{-1}$	—
Heavy Makeup	-0.203	$6.77 \times 10^{-9}$	$4.09 \times 10^{-9}$	Positive
High Cheekbones	-0.107	$2.47 \times 10^{-3}$	$1.06 \times 10^{-3}$	Positive
Male	0.206	$4.28 \times 10^{-9}$	$1.22 \times 10^{-9}$	Negative
Mouth Slightly Open	0.086	$1.55 \times 10^{-2}$	$8.25 \times 10^{-3}$	Negative
No Beard	-0.040	$2.57 \times 10^{-1}$	$7.21 \times 10^{-2}$	—
Smiling	0.005	$8.98 \times 10^{-1}$	$4.50 \times 10^{-1}$	—
Wavy Hair	-0.062	$8.08 \times 10^{-2}$	$5.83 \times 10^{-2}$	—
Wearing Earrings	-0.047	$1.90 \times 10^{-1}$	$1.90 \times 10^{-1}$	—
Wearing Lipstick	-0.245	$2.43 \times 10^{-12}$	$1.69 \times 10^{-12}$	Positive
Young	-0.088	$1.25 \times 10^{-2}$	$2.35 \times 10^{-3}$	Positive

Table 2. Significant attributes tested in the **Beauty 799** dataset. PCCs,  $p$ -values, and correlations are as discussed in Section 3.3.



Figure 5. Correlation analysis in 10K US database, including the subgroup of female, the subgroup of male, and the entire dataset.

as well as Young have negative impacts on beauty. That is the general beauty semantics conclusion on the 10k US.

More specifically, when experimenting the beauty semantics only using female face images, Blond Hair and Sideburns are considered as the positive effect on beauty. On the other hand, apart from the general negative attributes (Big Nose, Blond Hair, Bushy Eyebrows, Male, Mouth Slightly Open, Straight Hair) generated from the entire dataset of the US 10k, the attributes with Black Hair and Bushy Eyebrows for female are considered as negative attributes to beauty. Meanwhile, when studying the beauty of male, we find out all those attributes which would enhance beauty still play positive roles in beauty except Blond Hair, instead, Blond Hair is considered as an unattractive at-

tribute.

### 5.3. Feminine Features for Beauty

Not only are we able to conclude the objective beauty semantics using data statistics, but there is another interesting finding that feminine features are recognized as more attractive compared to masculine features. From psychological perspective, there are considerable evidences that feminine features increase the attractiveness of male and female faces across different cultures [47, 48, 49, 50, 51]. Applied to our experiment, attributes like Heavy Makeup and Wearing Lipsticks are generally considered as feminine feature. Therefore, it is a consistent interpretation that these attributes have a positive effect on attractiveness both from

Attribute	PCC	$p$ -value (PCC)	$p$ -value (Welch)	Correlation
Arched Eyebrows	0.055	$2.13 \times 10^{-3}$	$1.60 \times 10^{-3}$	Positive
Attractive	0.151	$8.27 \times 10^{-17}$	$9.82 \times 10^{-17}$	Positive
Big Nose	-0.047	$9.20 \times 10^{-3}$	$2.77 \times 10^{-3}$	Negative
Heavy Makeup	0.104	$1.10 \times 10^{-8}$	$1.17 \times 10^{-8}$	Positive
High Cheekbones	0.043	$1.80 \times 10^{-2}$	$9.56 \times 10^{-3}$	Positive
Male	-0.081	$8.18 \times 10^{-6}$	$6.03 \times 10^{-6}$	Negative
Mouth Slightly Open	-0.035	$5.16 \times 10^{-2}$	$2.45 \times 10^{-2}$	Negative
Wearing Lipstick	0.122	$1.60 \times 10^{-11}$	$3.74 \times 10^{-11}$	Positive
Young	0.042	$1.97 \times 10^{-2}$	$3.63 \times 10^{-3}$	Positive

Table 3. Significant attributes tested in the **combined dataset**. PCCs,  $p$ -values, and correlations are as discussed in Section 3.3.

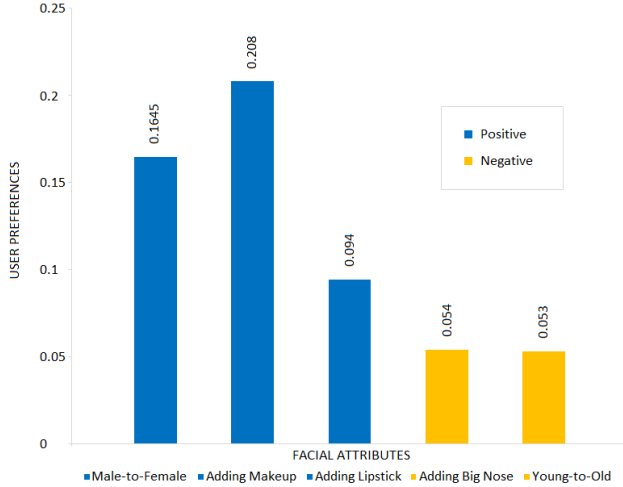


Figure 6. User study result verifies our hypotheses and correlation analyses. The percentage of the user preferred choices over all images(vertical axis) ranks five translation options in the following order: adding Heavy Makeup, Male-to-Female, adding Lipstick, adding Big Nose and Young-to-Old.

our statistical results and psychology. Besides, there is a gender attribute named Male of which the prediction is convincing tested in CelebA from our model (96.5% accuracy). However, we found an interesting result that some females are estimated as males from model outcomes in Beauty 799 database, which indicates those females carrying some masculine features (Male tendency) are recognized as less attractive. Furthermore, this Male bias attribute decreases the attractiveness from the correlation analysis. That is a contrary evidence that turns out feminine features increase the attractiveness based on our finding.

#### 5.4. Inconsistent and Identical Semantics

As aforementioned, there are some intrinsic differences between these two databases [21, 42]. As a result, beauty semantics are not exactly the same. Some interesting findings are illustrated: the US adults have a preference on

Black Hair and Blond Hair, which turns out an opposite conclusion to the results from Beauty 799. This phenomenon might be affected by environment, different culture may have slight preferences for hair color and shape. Moreover, apart from the inconsistency crossing database, in 10k US database, experiments illustrate that Black Hair and Bushy Eyebrows are attractive attributes referring to the male. However, it is an absolute reverse when it comes to female results, both Black Hair and Bushy Eyebrows have negative effects on beauty understanding. Another inconsistent attribute is Blond Hair between females and males, for females it is recognized as a positive attribute on beauty, but it is negative for males.

Even some inconsistencies occur in [21, 42], there still exists some identical semantics for both positive and negative on attractiveness in [21, 42]. The attributes that identically play a positive or negative role in beauty from these two relatively large datasets are summarized in Table 3. For example, these attributes: Heavy Makeup, High Cheekbones, Wearing Lipstick would increase attractiveness (Beauty). Instead, the attributes with Big Nose, Male bias (refer to the female), and Mouth Slightly Open have a negative impact on attractiveness.

## 6. Conclusion

We propose a method for understanding beauty via deep facial features. Our contribution is discovering facial attributes with significant positive or negative impact to attractiveness verified by statistical tests. Our study not only provides quantitative evidence for psychological beauty studies, but more significantly, reveals the high-level features for beauty understanding which are critical for beauty enhancements. We further manipulate several facial attributes with a GAN based approach, and validate our findings with a large-scale user survey. Our study is the first attempt to understand beauty, highly perceptual to human, via a deep learning perspective. This opens up many opportunities for interdisciplinary research as well as applications.



## References

- [1] A. C. Little, B. C. Jones, and L. M. DeBruine, "Facial attractiveness: evolutionary based research," *Philosophical Transactions of the Royal Society B: Biological Sciences*, vol. 366, no. 1571, pp. 1638–1659, 2011. [1](#)
- [2] R. E. Riggio and S. B. Woll, "The role of nonverbal cues and physical attractiveness in the selection of dating partners," *Journal of Social and Personal Relationships*, vol. 1, no. 3, pp. 347–357, 1984. [1](#)
- [3] E. Berscheid, K. Dion, E. Walster, and G. W. Walster, "Physical attractiveness and dating choice: A test of the matching hypothesis," *Journal of experimental social psychology*, vol. 7, no. 2, pp. 173–189, 1971. [1](#)
- [4] R. Bull and N. Rumsey, *The social psychology of facial appearance*. Springer Science & Business Media, 2012. [1](#)
- [5] M. Rankin, G. L. Borah, A. W. Perry, and P. D. Wey, "Quality-of-life outcomes after cosmetic surgery," *Plastic and reconstructive surgery*, vol. 102, no. 6, pp. 2139–45, 1998. [1](#)
- [6] K. A. Phillips, S. L. McElroy, P. E. Keck Jr, H. G. Pope Jr, and J. I. Hudson, "Body dysmorphic disorder: 30 cases of imagined ugliness," *The American Journal of Psychiatry*, vol. 150, no. 2, p. 302, 1993. [1](#)
- [7] F. C. Macgregor, "Social, psychological and cultural dimensions of cosmetic and reconstructive plastic surgery," *Aesthetic plastic surgery*, vol. 13, no. 1, pp. 1–8, 1989. [1](#)
- [8] E. Bradbury, "The psychology of aesthetic plastic surgery," *Aesthetic plastic surgery*, vol. 18, no. 3, pp. 301–305, 1994. [1](#)
- [9] T. F. Cash and R. N. Kilcullen, "The eye of the beholder: Susceptibility to sexism and beautyism in the evaluation of managerial applicants," *Journal of Applied Social Psychology*, vol. 15, no. 4, pp. 591–605, 1985. [1](#)
- [10] H. Sigall and N. Ostrove, "Beautiful but dangerous: effects of offender attractiveness and nature of the crime on juridic judgment," *Journal of Personality and Social Psychology*, vol. 31, no. 3, p. 410, 1975. [2](#)
- [11] R. Thornhill and S. W. Gangestad, "Human fluctuating asymmetry and sexual behavior," *Psychological Science*, vol. 5, no. 5, pp. 297–302, 1994. [2](#)
- [12] L. Mealey, R. Bridgstock, and G. C. Townsend, "Symmetry and perceived facial attractiveness: a monozygotic co-twin comparison," *Journal of personality and social psychology*, vol. 76, no. 1, p. 151, 1999. [2](#)
- [13] G. Rhodes, F. Proffitt, J. M. Grady, and A. Sumich, "Facial symmetry and the perception of beauty," *Psychonomic Bulletin & Review*, vol. 5, no. 4, pp. 659–669, 1998. [2](#), [3](#)
- [14] J. E. Scheib, S. W. Gangestad, and R. Thornhill, "Facial attractiveness, symmetry and cues of good genes," *Proceedings of the Royal Society of London B: Biological Sciences*, vol. 266, no. 1431, pp. 1913–1917, 1999. [2](#)
- [15] F. Galton, "Composite portraits," *Nature*, vol. 18, pp. 97–100, 1878. [2](#), [3](#)
- [16] J. H. Langlois and L. A. Roggman, "Attractive faces are only average," *Psychological science*, vol. 1, no. 2, pp. 115–121, 1990. [2](#)
- [17] G. Rhodes and T. Tremewan, "Averageness, exaggeration, and facial attractiveness," *Psychological science*, vol. 7, no. 2, pp. 105–110, 1996. [2](#)
- [18] A. C. Little, D. M. Burt, and D. I. Perrett, "What is good is beautiful: Face preference reflects desired personality," *Personality and Individual Differences*, vol. 41, no. 6, pp. 1107–1118, 2006. [2](#)
- [19] G. Rhodes, J. Chan, L. A. Zebrowitz, and L. W. Simmons, "Does sexual dimorphism in human faces signal health?" *Proceedings of the Royal Society of London B: Biological Sciences*, vol. 270, no. Suppl 1, pp. S93–S95, 2003. [2](#)
- [20] I. S. Penton-Voak and J. Y. Chen, "High salivary testosterone is linked to masculine male facial appearance in humans," *Evolution and Human Behavior*, vol. 25, no. 4, pp. 229–241, 2004. [2](#)
- [21] D. Zhang, F. Chen, and Y. Xu, "A new hypothesis on facial beauty perception," in *Computer Models for Facial Beauty Analysis*. Springer, 2016, pp. 143–163. [2](#), [3](#), [4](#), [5](#), [6](#), [8](#)
- [22] T. Leyvand, D. Cohen-Or, G. Dror, and D. Lischinski, "Data-driven enhancement of facial attractiveness," *ACM Transactions on Graphics (TOG)*, vol. 27, no. 3, p. 38, 2008. [2](#), [3](#)
- [23] K. Arakawa and K. Nomoto, "A system for beautifying face images using interactive evolutionary computing," in *Intelligent Signal Processing and Communication Systems, 2005. ISPACS 2005. Proceedings of 2005 International Symposium on*. IEEE, 2005, pp. 9–12. [2](#)
- [24] S. Melacci, L. Sarti, M. Maggini, and M. Gori, "A template-based approach to automatic face enhancement," *Pattern Analysis and Applications*, vol. 13, no. 3, pp. 289–300, 2010. [2](#)
- [25] K. Scherbaum, T. Ritschel, M. Hullin, T. Thormählen, V. Blanz, and H.-P. Seidel, "Computer-suggested facial makeup," in *Computer Graphics Forum*, vol. 30, no. 2. Wiley Online Library, 2011, pp. 485–492. [2](#)
- [26] Q. Liao, X. Jin, and W. Zeng, "Enhancing the symmetry and proportion of 3d face geometry," *IEEE transactions on visualization and computer graphics*, vol. 18, no. 10, pp. 1704–1716, 2012. [2](#)
- [27] L. Zhang, D. Zhang, M.-M. Sun, and F.-M. Chen, "Facial beauty analysis based on geometric feature: Toward attractiveness assessment application," *Expert Systems with Applications*, vol. 82, pp. 252–265, 2017. [2](#)
- [28] S. Liu, Y.-Y. Fan, A. Samal, and Z. Guo, "Advances in computational facial attractiveness methods," *Multimedia Tools and Applications*, vol. 75, no. 23, pp. 16 633–16 663, 2016. [2](#)
- [29] D. Zhang, F. Chen, and Y. Xu, "Beauty analysis fusion model of texture and geometric features," in *Computer Models for Facial Beauty Analysis*. Springer, 2016, pp. 89–101. [2](#)

- [30] A. Kagian, G. Dror, T. Leyvand, D. Cohen-Or, and E. Rupp, "A humanlike predictor of facial attractiveness," in *Advances in Neural Information Processing Systems*, 2007, pp. 649–656. 2
- [31] Y. Chen, H. Mao, and L. Jin, "A novel method for evaluating facial attractiveness," in *Audio Language and Image Processing (ICALIP), 2010 International Conference on*. IEEE, 2010, pp. 1382–1386. 2
- [32] H. Mao, L. Jin, and M. Du, "Automatic classification of chinese female facial beauty using support vector machine," in *Systems, Man and Cybernetics, 2009. SMC 2009. IEEE International Conference on*. IEEE, 2009, pp. 4842–4846. 2
- [33] P. Aarabi, D. Hughes, K. Mohajer, and M. Emami, "The automatic measurement of facial beauty," in *Systems, Man, and Cybernetics, 2001 IEEE International Conference on*, vol. 4. IEEE, 2001, pp. 2644–2647. 2
- [34] J. Fan, K. Chau, X. Wan, L. Zhai, and E. Lau, "Prediction of facial attractiveness from facial proportions," *Pattern Recognition*, vol. 45, no. 6, pp. 2326–2334, 2012. 2
- [35] D. Gray, K. Yu, W. Xu, and Y. Gong, "Predicting facial beauty without landmarks," in *European Conference on Computer Vision*. Springer, 2010, pp. 434–447. 2
- [36] K. Schmid, D. Marx, and A. Samal, "Computation of a face attractiveness index based on neoclassical canons, symmetry, and golden ratios," *Pattern Recognition*, vol. 41, no. 8, pp. 2710–2717, 2008. 2
- [37] T. V. Nguyen, S. Liu, B. Ni, J. Tan, Y. Rui, and S. Yan, "Towards decrypting attractiveness via multi-modality cues," *ACM Transactions on Multimedia Computing, Communications, and Applications (TOMM)*, vol. 9, no. 4, p. 28, 2013. 2
- [38] H. Altwaijry and S. Belongie, "Relative ranking of facial attractiveness," in *Applications of Computer Vision (WACV), 2013 IEEE Workshop on*. IEEE, 2013, pp. 117–124. 2
- [39] S. Wang, M. Shao, and Y. Fu, "Attractive or not?: Beauty prediction with attractiveness-aware encoders and robust late fusion," in *Proceedings of the 22nd ACM international conference on Multimedia*. ACM, 2014, pp. 805–808. 2
- [40] T. Ojala, M. Pietikainen, and T. Maenpaa, "Multiresolution gray-scale and rotation invariant texture classification with local binary patterns," *IEEE Transactions on pattern analysis and machine intelligence*, vol. 24, no. 7, pp. 971–987, 2002. 2
- [41] J. Whitehill and J. R. Movellan, "Personalized facial attractiveness prediction," in *Automatic Face & Gesture Recognition, 2008. FG'08. 8th IEEE International Conference on*. IEEE, 2008, pp. 1–7. 2
- [42] W. A. Bainbridge, P. Isola, and A. Oliva, "The intrinsic memorability of face photographs," *Journal of Experimental Psychology: General*, vol. 142, no. 4, p. 1323, 2013. 2, 3, 4, 5, 6, 8
- [43] M. R. Cunningham, A. R. Roberts, A. P. Barbee, P. B. Druen, and C.-H. Wu, "" their ideas of beauty are, on the whole, the same as ours": Consistency and variability in the cross-cultural perception of female physical attractiveness." *Journal of Personality and Social Psychology*, vol. 68, no. 2, p. 261, 1995. 2
- [44] J. H. Langlois, L. Kalakanis, A. J. Rubenstein, A. Larson, M. Hallam, and M. Smoot, "Maxims or myths of beauty? a meta-analytic and theoretical review." *Psychological bulletin*, vol. 126, no. 3, p. 390, 2000. 2
- [45] Y. Eysenck, G. Dror, and E. Rupp, "Facial attractiveness: Beauty and the machine," *Neural Computation*, vol. 18, no. 1, pp. 119–142, 2006. 2
- [46] D. I. Perrett, D. M. Burt, I. S. Penton-Voak, K. J. Lee, D. A. Rowland, and R. Edwards, "Symmetry and human facial attractiveness," *Evolution and human behavior*, vol. 20, no. 5, pp. 295–307, 1999. 3
- [47] A. C. Little and P. J. Hancock, "The role of masculinity and distinctiveness in judgments of human male facial attractiveness," *British Journal of Psychology*, vol. 93, no. 4, pp. 451–464, 2002. 3, 7
- [48] D. I. Perrett, K. J. Lee, I. Penton-Voak, D. Rowland, S. Yoshikawa, D. M. Burt, S. Henzi, D. L. Castles, and S. Akamatsu, "Effects of sexual dimorphism on facial attractiveness," *Nature*, vol. 394, no. 6696, p. 884, 1998. 3, 7
- [49] G. Rhodes, C. Hickford, and L. Jeffery, "Sex-typicality and attractiveness: Are supermale and superfemale faces super-attractive?" *British journal of psychology*, vol. 91, no. 1, pp. 125–140, 2000. 3, 7
- [50] A. C. Little, D. M. Burt, I. S. Penton-Voak, and D. I. Perrett, "Self-perceived attractiveness influences human female preferences for sexual dimorphism and symmetry in male faces," *Proceedings of the Royal Society of London B: Biological Sciences*, vol. 268, no. 1462, pp. 39–44, 2001. 3, 7
- [51] A. C. Little, B. C. Jones, I. S. Penton-Voak, D. M. Burt, and D. I. Perrett, "Partnership status and the temporal context of relationships influence human female preferences for sexual dimorphism in male face shape," *Proceedings of the Royal Society of London B: Biological Sciences*, vol. 269, no. 1496, pp. 1095–1100, 2002. 3, 7
- [52] R. Hassin and Y. Trope, "Facing faces: studies on the cognitive aspects of physiognomy." *Journal of personality and social psychology*, vol. 78, no. 5, p. 837, 2000. 3
- [53] S. Liu, Y.-Y. Fan, Z. Guo, A. Samal, and A. Ali, "A landmark-based data-driven approach on 2.5 d facial attractiveness computation," *Neurocomputing*, vol. 238, pp. 168–178, 2017. 3
- [54] X. Lu, X. Chang, X. Xie, J.-F. Hu, and W.-S. Zheng, "Facial skin beautification via sparse representation over learned layer dictionary," in *Neural Networks (IJCNN), 2016 International Joint Conference on*. IEEE, 2016, pp. 2534–2539. 3
- [55] F. Chen, X. Xiao, and D. Zhang, "Data-driven facial beauty analysis: Prediction, retrieval and manipulation," *IEEE Transactions on Affective Computing*, 2016. 3

- [56] X. Liu, "Facial attributes analysis and applications [d]," *West Virginia University*, 2018. 3
- [57] C. Szegedy, W. Liu, Y. Jia, P. Sermanet, S. Reed, D. Anguelov, D. Erhan, V. Vanhoucke, and A. Rabinovich, "Going deeper with convolutions," in *Proceedings of the IEEE conference on computer vision and pattern recognition*, 2015, pp. 1–9. 3
- [58] X. Wu, R. He, Z. Sun, and T. Tan, "A light cnn for deep face representation with noisy labels," *IEEE Transactions on Information Forensics and Security*, vol. 13, no. 11, pp. 2884–2896, 2018. 3, 5
- [59] Y. Choi, M. Choi, M. Kim, J.-W. Ha, S. Kim, and J. Choo, "Stargan: Unified generative adversarial networks for multi-domain image-to-image translation," *arXiv preprint*, vol. 1711, 2017. 3, 5, 6
- [60] A. Zadeh, Y. Chong Lim, T. Baltrusaitis, and L.-P. Morency, "Convolutional experts constrained local model for 3d facial landmark detection," in *Proceedings of the IEEE International Conference on Computer Vision*, 2017, pp. 2519–2528. 3
- [61] S. Tutorials, "Pearson correlation," *Retrieved on February*, 2014. 4
- [62] J. E. Hunter, "Needed: A ban on the significance test," *Psychological Science*, vol. 8, no. 1, pp. 3–7, 1997. 4
- [63] R. E. Kirk, "Experimental design," *The Blackwell Encyclopedia of Sociology*, 2007. 4
- [64] B. L. Welch, "The generalization of student's problem when several different population variances are involved," *Biometrika*, vol. 34, no. 1/2, pp. 28–35, 1947. 4
- [65] I. Goodfellow, J. Pouget-Abadie, M. Mirza, B. Xu, D. Warde-Farley, S. Ozair, A. Courville, and Y. Bengio, "Generative adversarial nets," in *Advances in neural information processing systems*, 2014, pp. 2672–2680. 5
- [66] Z. Liu, P. Luo, X. Wang, and X. Tang, "Deep learning face attributes in the wild," in *Proceedings of the IEEE International Conference on Computer Vision*, 2015, pp. 3730–3738. 5
- [67] E. M. Rudd, M. Günther, and T. E. Boulton, "Moon: A mixed objective optimization network for the recognition of facial attributes," in *European Conference on Computer Vision*. Springer, 2016, pp. 19–35. 5
- [68] D. Zill, W. S. Wright, and M. R. Cullen, *Advanced engineering mathematics*. Jones & Bartlett Learning, 2011. 6