

Bayesian inference using synthetic likelihood: asymptotics and adjustments

David T. Frazier¹, David J. Nott^{*2,3}, Christopher Drovandi^{4,6}, and Robert Kohn^{5,6}

¹Department of Econometrics and Business Statistics, Monash University,
Clayton VIC 3800, Australia

²Department of Statistics and Applied Probability, National University of
Singapore, Singapore 117546

³Operations Research and Analytics Cluster, National University of
Singapore, Singapore 119077

⁴School of Mathematical Sciences, Queensland University of Technology,
Brisbane 4000 Australia

⁵Australian School of Business, School of Economics, University of New
South Wales, Sydney NSW 2052, Australia

⁶Australian Centre of Excellence for Mathematical and Statistical Frontiers
(ACEMS)

Abstract

Implementing Bayesian inference is often computationally challenging in applications involving complex models, and sometimes calculating the likelihood itself is difficult. Synthetic likelihood is one approach for carrying out inference when the likelihood is intractable, but it is straightforward to simulate from the model. The method constructs an approximate likelihood by taking a vector summary statistic as being multivariate normal, with the unknown mean and covariance matrix estimated by simulation for any given parameter value. Previous empirical research demonstrates that the Bayesian implementation of synthetic likelihood can be more computationally efficient than approximate Bayesian computation, a popular likelihood-free method, in the presence of a high-dimensional summary statistic. Our article makes three contributions. The first shows that if the summary statistic satisfies a central limit theorem, then the synthetic likelihood posterior is asymptotically normal and yields credible sets with the correct level of frequentist coverage. This result is similar to that obtained by approximate Bayesian computation. The second contribution compares the computational efficiency of Bayesian synthetic likelihood and approximate Bayesian computation using the acceptance probability for rejection and importance sampling algorithms with a “good” proposal distribution. We show that Bayesian synthetic likelihood is computationally more

*Corresponding author: standj@nus.edu.sg

efficient than approximate Bayesian computation, and behaves similarly to regression-adjusted approximate Bayesian computation. Based on the asymptotic results, the third contribution proposes using adjusted inference methods when a possibly misspecified form is assumed for the covariance matrix of the synthetic likelihood, such as diagonal or a factor model, to speed up the computation. The methodology is illustrated with some simulated and real examples.

Keywords. Approximate Bayesian computation; likelihood-free inference; model misspecification.

1 Introduction

Synthetic likelihood is a popular method used in likelihood-free inference when the likelihood is intractable, but it is possible to simulate from the model for any given parameter value. The method takes a vector summary statistic informative about the parameter and assumes it is multivariate normal, estimating the unknown mean and covariance matrix by simulation to obtain an approximate likelihood function. Price et al. (2018) provide empirical and preliminary theoretical evidence that Bayesian synthetic likelihood can perform favourably compared to approximate Bayesian computation (Sisson et al., 2018), a more mature likelihood-free method that has been subjected to extensive theoretical examination. The performance gains of Bayesian synthetic likelihood are particularly noticeable in the presence of a regular, high-dimensional summary statistic. Given the promising empirical performance of Bayesian synthetic likelihood, it is important to study its theoretical properties.

This article makes three main contributions. First, it investigates the asymptotic properties of synthetic likelihood when the summary statistic satisfies a central limit theorem. The conditions required for the results are similar to those in Frazier et al. (2018) in the asymptotic analysis of approximate Bayesian computation algorithms, but with an additional assumption controlling the uniform behaviour of summary statistic covariance matrices. Under appropriate conditions, the posterior density is asymptotically normal and it quantifies uncertainty accurately, similarly to approximate Bayesian computation approaches (Li and Fearnhead, 2018a,b; Frazier et al., 2018). The second main contribution is to show that a rejection sampling Bayesian synthetic likelihood algorithm has a non-negligible acceptance probability for a “good” proposal density. A similar approximate Bayesian computation algorithm has an acceptance probability that goes to zero asymptotically, and synthetic likelihood performs similarly to regression-adjusted approximate Bayesian computation (Li and Fearnhead, 2018a,b). Our third contribution considers situations where a parsimonious but misspecified form is assumed for the covariance matrix of the summary statistic, such as a diagonal matrix or a factor model, to speed up the computation. For example, Priddle et al. (2019) show that for a diagonal covariance matrix, the number of simulations need only grow linearly with the summary statistic dimension to control the variance of the synthetic likelihood estimator, as opposed to quadratically for the full covariance matrix. This is especially important for models where simulation of summary statistics is expensive. We use our asymptotic results to motivate sandwich-type variance adjustments to account for the misspecification and implement these in some examples. The adjustments are also potentially useful in situations where the model for the original data y is misspecified, if there is interest in inference for the pseudo-true parameter value with the data generating density closest to the truth in the

sense described in Section 2.1. For the adjustment methods to be valid, it is important that the summary statistic satisfies a central limit theorem for the asymptotic normality results for the posterior density to hold. This means that these adjustments are not useful for correcting for the effects of violating the normal assumption for the summary statistic. Müller (2013) considers some related methods, although not in the context of synthetic likelihood or likelihood-free inference. Frazier et al. (2020) studies the consequences of misspecification in the context of approximate Bayesian computation approaches to likelihood-free inference.

Wood (2010) introduced the synthetic likelihood and used it for approximate (non-Bayesian) inference. Price et al. (2018) discussed Bayesian implementations focusing on efficient computational methods. They also show that the synthetic likelihood scales more easily to high-dimensional problems and that it is easier to tune than competing approaches such as approximate Bayesian computation. There is much recent development of innovative methodology for accelerating computations for synthetic likelihood and related methods (Meeds and Welling, 2014; Wilkinson, 2014; Gutmann and Corander, 2016; Everitt, 2017; Ong et al., 2018a,b; An et al., 2019; Priddle et al., 2019). However, there is also interest in weakening the normality assumption on which the synthetic likelihood is based. This has led to several authors using other surrogate likelihoods for summaries which are more flexible. For example, Fasiolo et al. (2018) consider extended saddlepoint approximations, Thomas et al. (2016) consider a logistic regression approach for likelihood estimation, and An et al. (2020) consider semiparametric density estimation with flexible marginals and a Gaussian copula dependence structure. Mengersen et al. (2013) and Chaudhuri et al. (2018) consider empirical likelihood approaches. An encompassing framework for many of these suggestions is the parametric Bayesian indirect likelihood of Drovandi et al. (2015). As mentioned above, the adjustments for misspecification developed here do not contribute to this literature on robustifying synthetic likelihood inferences to non-normality of the summary statistics, as they can only be justified when a central limit theorem holds for the summary statistic. Bayesian analyses involving pseudo-likelihoods have been considered in the framework of Laplace-type estimators discussed in Chernozhukov and Hong (2003), but their work was not concerned with settings where the likelihood itself must be estimated using Monte Carlo. Forneron and Ng (2018) developed some theory connecting approximate Bayesian computation approaches with simulated minimum distance methods widely used in econometrics, and their discussion is also relevant to simulation versions of Laplace-type estimators.

2 Asymptotic behaviour of Bayesian synthetic likelihood - idealized case

This section describes the asymptotic behaviour of Bayesian synthetic likelihood in the idealized case where estimating the summary statistic mean and covariance matrix is unnecessary. Let $y = (y_1, \dots, y_n)^\top$ denote the data and define P_n^0 as the true distribution generating y . The map $S_n : \mathbb{R}^n \rightarrow \mathbb{R}^d$ defines the summary statistic used. Let G_n^0 be the distribution of $S_n(y)$ when $y \sim P_n^0$, and let g_n^0 be its corresponding density. Where there is no confusion, we write S_n for both the mapping defining the summary statistic as well as its value for the observed data. We consider a parametric family of models $\{P_n^\theta : \theta \in \Theta \subset \mathbb{R}^{d_\theta}\}$ for y and assume that for any θ we can simulate pseudo-data $z \sim P_n^\theta$ with $S_n(z)$ having distribution G_n^θ and density

$g_n^\theta(\cdot)$. Let Π denote the prior measure for θ and $\pi(\theta)$ its corresponding density.

Define $b(\theta) := \mathbb{E}\{S_n(z)|\theta\}$ and $\Sigma_n(\theta) := \text{var}\{S_n(z)|\theta\}$ for $z \sim P_n^\theta$. We assume that $b(\theta)$ does not depend on n , but discuss this assumption further in Section 2.1. The synthetic likelihood method assumes a normal density for the distribution of $S_n(z)$ given θ , and derives an approximate likelihood from this. If it is unnecessary to estimate $b(\theta)$ and $\Sigma_n(\theta)$, then the synthetic likelihood is $N\{S_n; b(\theta), \Sigma_n(\theta)\}$, where in what follows we will write $N(\mu, \Sigma)$ for the normal distribution with mean μ and covariance matrix Σ , and $N(x; \mu, \Sigma)$ for its density function evaluated at x . Section 3 extends the results in Section 2.1 to the practical case where $b(\theta)$ and $\Sigma_n(\theta)$ are unknown. In this case they are replaced in the synthetic likelihood by sample estimates, and the posterior density is estimated by pseudo-marginal MCMC (Beaumont, 2003; Andrieu and Roberts, 2009) or by importance sampling.

We now define some notation to make the results below easier to state and follow. Let $|\cdot|$ denote the absolute value or some vector equivalent, where appropriate, and let $\|\cdot\|$ denote some matrix norm. Throughout, let C denote a generic positive constant that can change with each usage. For real-valued sequences $\{a_n\}_{n \geq 1}$ and $\{b_n\}_{n \geq 1}$: $a_n \lesssim b_n$ denotes $a_n \leq Cb_n$ for some finite $C > 0$ and all n large, $a_n \asymp b_n$ implies $a_n \lesssim b_n$ and $b_n \lesssim a_n$. For x_n a random variable, $x_n = o_p(a_n)$ if $\lim_{n \rightarrow \infty} \text{pr}(|x_n/a_n| \geq C) = 0$ for any $C > 0$ and $x_n = O_p(a_n)$ if for any $C > 0$ there exists a finite $M > 0$ and a finite n' such that, for all $n > n'$, $\text{pr}(|x_n/a_n| \geq M) \leq C$. All limits are taken as $n \rightarrow \infty$, so that, when no confusion will result, we use \lim_n to denote $\lim_{n \rightarrow \infty}$. The notation \Rightarrow denotes weak convergence. Proofs of all the results are contained in the Appendix.

2.1 A Bernstein-von Mises result for the idealized Bayesian synthetic likelihood posterior

This section works with the following version of the synthetic likelihood

$$g_n(S_n|\theta) = N\{S_n; b(\theta), A_n(\theta)^\top A_n(\theta)\}, \quad (1)$$

where $b(\theta)$ is a known function of θ and $A_n(\theta)$ is possibly random. We do not assume that $\Sigma_n(\theta) = A_n(\theta)^\top A_n(\theta)$ to allow the synthetic likelihood covariance to be misspecified. We employ the following regularity conditions on S_n and $A_n(\theta)$.

Assumption 1. *There exists a sequence of positive real numbers v_n diverging to ∞ and a vector $b_0 \in \mathbb{R}^d$, such that $V_0 := \lim_n \text{var}\{v_n(S_n - b_0)\}$ exists and*

$$v_n(S_n - b_0) \Rightarrow N(0, V_0), \text{ under } P_n^0.$$

Assumption 2. *The sequence of matrices $A_n(\theta)^\top A_n(\theta)$ satisfy: (i) for all $\theta \in \Theta$ and n large enough, there exists constants c_1, c_2 , $c_1 \leq c_2$, such that $0 < c_1 \leq \|v_n^2 A_n(\theta)^\top A_n(\theta)\| \leq c_2 < \infty$; (ii) there exists some $B(\theta)$ such that: (a) for all $\theta \in \Theta$, the matrix $B(\theta)^\top B(\theta)$ is positive-definite; (b) The map $\theta \mapsto B(\theta)$ is uniformly continuous over Θ and*

$$\sup_{\theta \in \Theta} \|v_n^2 A_n(\theta)^\top A_n(\theta) - B(\theta)^\top B(\theta)\| = o_p(1).$$

Assumption 3. *(i) The map $\theta \mapsto b(\theta)$ is continuous, injective, and there exists some θ_0 in the interior of Θ , such that $b(\theta_0) = b_0$; (ii) For some $\delta > 0$, the Jacobian $\nabla b(\theta)$ is continuous for all $|\theta - \theta_0| \leq \delta$, and $\nabla b(\theta_0)$ has full column rank d_θ .*

Assumption 4. For θ_0 in the interior of Θ , $\pi(\theta_0) > 0$, and $\pi(\cdot)$ is continuous on $|\theta - \theta_0| \leq \delta$, for some $\delta > 0$.

Remark 1. The above assumptions are similar to those used to prove Bernstein–von Mises results in approximate Bayesian computation (Frazier et al., 2018; Li and Fearnhead, 2018a). In particular, Assumption 1 requires that the summaries satisfy a central limit theorem. Assumption 3 ensures that the limit summaries used are well behaved, including that the map $\theta \mapsto b(\theta)$ can identify θ_0 , and that the derivative of this map is continuous and has full column rank at θ_0 . It is not required that P_n^0 corresponds to $P_n^{\theta_0}$, so that the model can be misspecified, but we do require that there is a unique value θ_0 under which $b(\theta_0) = b_0$, referred to subsequently as the pseudo-true parameter value. Assumption 4 entails standard regularity conditions on the prior, and is commonly encountered in the literature on Bayesian asymptotics. The key difference between our assumptions and those used in the theoretical analysis of approximate Bayesian computation is that we must control the behavior of the matrix $A_n(\theta)^\top A_n(\theta)$. Assumption 2 requires that, for all $\theta \in \Theta$, this matrix is positive-definite, and converges uniformly to a continuous and positive-definite matrix $B(\theta)^\top B(\theta)$. Weaker versions of Assumption 2 could be considered, at the cost of additional technical details.

Remark 2. The map $\theta \mapsto b(\theta)$ may technically depend on n . However, if the data are independent and identically distributed or weakly dependent, and if S_n can be written as an average, $b(\theta)$ will not depend on n , or at least not in any “meaningful” way. We will later require that the simulated summaries $S_n(z)$ satisfy a uniform (in the parameter space) central limit theorem. Such an assumption requires data that are either independent and identically distributed or weakly dependent, and that, in some sense, the summaries take the form of an average. Therefore, neglecting the potential dependence on n is reasonable.

Denote the idealized Bayesian synthetic likelihood posterior by $\pi(\theta|S_n)$, where

$$\pi(\theta|S_n) = \frac{g_n(S_n|\theta)\pi(\theta)}{\int_{\Theta} g_n(S_n|\theta)\pi(\theta)d\theta}, \text{ and } g_n(\eta|\theta) = N\{\eta; b(\theta), A_n(\theta)^\top A_n(\theta)\}.$$

Let $\varphi_d(\cdot|B_0)$ denote the density of a d -dimensional mean-zero normal random variable with covariance $B_0^\top B_0$, where $B_0 = B(\theta_0)$.

Define the local parameter $t := \nabla b(\theta_0)^\top v_n(\theta - \theta_0) + v_n\{b(\theta_0) - S_n\}$, and let $\pi(t|S_n)$ denote the idealized Bayesian synthetic posterior for t . The following result implies that the total variation distance between $\pi(t|S_n)$, and the Gaussian density $\varphi_d(t|B_0)$ converges to zero in probability. In addition, this result demonstrates that the covariance of the Gaussian density to which $\pi(t|S_n)$ converges depends on the choice of the matrix $A_n(\theta)^\top A_n(\theta)$.

Theorem 1. *If Assumptions 1-4 are satisfied, then*

$$\int |\pi(t|S_n) - \varphi_d(t|B_0)| dt = o_p(1).$$

If, in addition, $\int |\theta|\pi(\theta)d\theta = O(1)$, then

$$\int |t| |\pi(t|S_n) - \varphi_d(t|B_0)| dt = o_p(1).$$

The second result in Theorem 1 demonstrates that, under an additional requirement on the prior, the mean difference between the Bayesian synthetic likelihood posterior $\pi(t|S_n)$ and $\varphi_d(t|B_0)$ converges to zero in probability. This result allows us to demonstrate that the Bayesian synthetic likelihood posterior mean is asymptotically Gaussian with a covariance matrix that depends on the version of $A_n(\theta)^\top A_n(\theta)$ used in the synthetic likelihood.

Corollary 1. *Let $\hat{\theta}$ denote the posterior mean of the idealized synthetic likelihood posterior. If Assumptions 1-4 hold, and if $\int |\theta| \pi(\theta) d\theta = O(1)$, then*

$$v_n(\hat{\theta} - \theta_0) \Rightarrow N \left[0, W_0^{-1} \left\{ \nabla_{\theta} b(\theta_0)^\top (B_0^\top B_0)^{-1} V_0 (B_0^\top B_0)^{-1} \nabla_{\theta} b(\theta_0) \right\} W_0^{-1} \right], \text{ under } P_n^0,$$

where $W_0 := \{ \nabla_{\theta} b(\theta_0)^\top (B_0^\top B_0)^{-1} \nabla_{\theta} b(\theta_0) \}$ and $V_0 := \lim_n \text{var} \{ v_n(b_0 - S_n) \}$.

Remark 3. Corollary 1 highlights the trade-off between using a parsimonious choice for this matrix, which leads to faster computation, and a posterior that yields credible sets that are as small as possible. This follows from the form of the asymptotic variance for $v_n(\hat{\theta} - \theta_0)$, where we can show that

$$W_0^{-1} \left\{ \nabla b(\theta_0)^\top (B_0^\top B_0)^{-1} V_0 (B_0^\top B_0)^{-1} \nabla b(\theta_0) \right\} W_0^{-1} \geq \left\{ \nabla b(\theta_0)^\top V_0^{-1} \nabla b(\theta_0) \right\}^{-1};$$

for square matrices A, B , $A \geq B$ means that $A - B$ is positive semi-definite. Moreover, it follows that $\left\{ \nabla b(\theta_0)^\top V_0^{-1} \nabla b(\theta_0) \right\}^{-1}$ is the smallest achievable asymptotic variance in the class of synthetic likelihood estimators. Therefore, if

$$v_n^2 A_n(\theta_0)^\top A_n(\theta_0) \rightarrow_p V_0,$$

then $\hat{\theta}$ is asymptotically efficient. In this case, if both the synthetic likelihood and an approximate Bayesian computation approach use the same set of summaries and if the approximate Bayesian computation tolerance is chosen appropriately, then the Bayesian synthetic likelihood and approximate Bayesian computation posterior means are asymptotically equivalent.

3 Standard Bayesian synthetic likelihood posterior

It is impossible to use the synthetic likelihood in equation (1) based on $b(\theta)$ and $\Sigma_n(\theta)$ in typical applications because both are unknown functions of θ . We propose to instead estimate $\pi(\theta|S_n)$ by using pseudo-marginal Markov chain Monte Carlo (Beaumont, 2003; Andrieu and Roberts, 2009) or importance sampling; both approaches replace $b(\theta)$ and $\Sigma_n(\theta)$ by estimates $\hat{b}_n(\theta)$ and $\hat{\Sigma}_n(\theta)$. To obtain these estimates, we generate m independent summary statistics $S(z^i) \sim G_n^\theta$, $i = 1, \dots, m$, and take $\hat{b}_n(\theta)$ as the sample mean of the $S(z^i)$ and $\hat{\Sigma}_n(\theta)$ as their sample covariance matrix. Later we also consider alternative choices of $\hat{\Sigma}_n(\theta)$. Here $\hat{\Sigma}_n(\theta) = A_n(\theta)^\top A_n(\theta)$, so that the definition of $A_n(\theta)$ follows from the estimate $\hat{\Sigma}_n(\theta)$ of $\Sigma_n(\theta)$ used. Our notation does not show the dependence of $\hat{b}_n(\theta)$ and $\hat{\Sigma}_n(\theta)$ on m , since it is later taken as a function of n .

Write

$$\tilde{g}_n(S_n|\theta) = \int N\{S_n; \hat{b}_n(\theta), \hat{\Sigma}_n(\theta)\} \prod_{i=1}^m g_n^\theta\{S(z^i)\} dS(z^1) \dots dS(z^m), \quad (2)$$

and observe that by Andrieu and Roberts (2009) a pseudo-marginal algorithm using the non-negative likelihood estimate $N\{S_n; \widehat{b}_n(\theta), \widehat{\Sigma}_n(\theta)\}$ of $\widetilde{g}_n(S_n|\theta)$ instead of $g_n(S_n|\theta)$ results in sampling from the posterior density

$$\widetilde{\pi}(\theta|S_n) \propto \pi(\theta)\widetilde{g}_n(S_n|\theta), \quad (3)$$

under reasonable assumptions. We note that $\widetilde{g}_n(S_n|\theta)$ and $\widetilde{\pi}(\theta|S_n)$ are different to the synthetic likelihood $g_n(S_n|\theta)$ and the idealized Bayesian synthetic likelihood posterior $\pi(\theta|S_n)$ respectively, although they are similar when m is large. For the same reasons as above, we do not show the dependence of $\widetilde{g}_n(S_n|\theta)$ on m .

Under idealized but useful assumptions, Pitt et al. (2012), Doucet et al. (2015) and Sherlock et al. (2015) choose the number of samples m to optimize the time normalized variance of posterior mean estimators. They show that a good choice of m occurs (for a given θ) when the variance $\sigma^2(\theta)$ of the log of the likelihood estimator lies between 1 and 3, with a value of 1 suitable for a very good proposal, i.e., close to the posterior, and around 3 for an inefficient proposal, e.g. a random walk. Deligiannidis et al. (2018) propose a correlated pseudo-marginal sampler that tolerates a much greater value of $\sigma^2(\theta)$, and hence a much smaller value of m , when the random numbers used to construct the estimates of the likelihood at both the current and proposed values of θ are correlated; see also Tran et al. (2016) for an alternative construction of a correlated block pseudo-marginal sampler.

Here, the perturbed Bayesian synthetic likelihood target is (2) and the log of its estimate is,

$$-\frac{1}{2} \log \left\{ \left| \widehat{\Sigma}_n(\theta) \right| \right\} - \frac{1}{2} \left\{ S_n - \widehat{b}_n(\theta) \right\}^\top \widehat{\Sigma}_n^{-1}(\theta) \left\{ S_n - \widehat{b}_n(\theta) \right\}, \quad (4)$$

omitting additive terms that do not depend on θ . We note that it is straightforward to incorporate either the correlated or block pseudo-marginal approaches into the estimation and that (4) is bounded in a neighbourhood of θ_0 if the eigenvalues of $\Sigma_n(\theta)$ are bounded away from zero, suggesting that the pseudo-marginal sampler will not encounter high variances of (4) in practice. Our article does not derive theory for how to select m optimally because that requires taking account of the bias in the synthetic likelihood, and this is unavailable in the current literature. However, in our practical work we limit $\sigma^2(\theta)$ to lie between 1 and 3 and this produces good results in practice. Price et al. (2018) find that in their examples the approximate likelihood in (2) depends only weakly on the choice of m , and hence they often choose a small value of m for faster computation.

To study the theoretical behavior of the posterior $\widetilde{\pi}(\theta|S_n)$ we require some control on the behavior of $\widehat{b}_n(\theta)$ uniformly over Θ . The following assumption requires the simulated summary statistic to satisfy a functional central limit theorem, uniformly in a neighbourhood of θ_0 . A similar assumption is required in the context of approximate Bayesian computation to obtain a Bernstein-von Mises result for the approximate Bayesian computation posterior (Frazier et al., 2018).

Assumption 5. For $\theta \mapsto b(\theta)$ defined in Assumption 3, there exists some $\delta > 0$ such that for all $|\theta - \theta_0| \leq \delta$,

$$v_n \{S_n(z) - b(\theta)\} \Rightarrow N\{0, V(\theta)\}, \text{ under } P_n^\theta,$$

where

$$V(\theta) := \lim_{n \rightarrow \infty} \text{var}[v_n \{S_n(z) - b(\theta)\}],$$

and $V(\theta)$ is continuous in θ and positive-definite.

Remark 4. Since $S_n(z^1), \dots, S_n(z^m)$ are independent and identically distributed, it automatically follows from Assumption 5 and the continuous mapping theorem that the average $\hat{b}_n(\theta) = \sum_{i=1}^m S_n(z^i)/m$ satisfies, for fixed m ,

$$v_n \left\{ \hat{b}_n(\theta) - b(\theta) \right\} \Rightarrow N\{0, V(\theta)/m\}, \text{ under } P_n^\theta.$$

Hence, for $m \rightarrow \infty$, we obtain that $v_n \left\{ \hat{b}_n(\theta) - b(\theta) \right\} = o_p(1)$, uniformly in θ .

To deduce the asymptotic behavior of the Bayesian synthetic likelihood posterior when the summaries are estimated, we require the following additional regularity condition on the prior, which needs the existence of prior moments in the neighbourhood of θ_0 . This condition is satisfied if the prior admits polynomial moments of a certain order, or an exponential moment.

Assumption 6. *The prior measure Π satisfies one of the following conditions.*

- (i) *For all $t > 0$, there exists some $p > 1$ such that $\Pi[|\theta - \theta_0| > t] \lesssim t^{-p}$.*
- (ii) *For all $t > 0$, there exists some $\tau > 0$ such that $\Pi[|\theta - \theta_0| > t] \lesssim \exp(-t^2\tau/2)$.*

Using the result in Theorem 1, and the uniform control on the simulated summary statistic in Assumption 5, Corollary 2 shows that the Bayesian synthetic likelihood posterior using simulated mean $\hat{b}_n(\theta)$ and variance matrix $\hat{\Sigma}_n(\theta) = A_n(\theta)^\top A_n(\theta)$, satisfies a Bernstein-von Mises theorem.

Corollary 2. *Take the number of simulations, m , used to construct $\hat{b}_n(\theta)$ and $\hat{\Sigma}_n(\theta)$ to be $m(n) := \lceil C_0 v_n^\gamma \rceil$, where $\lceil x \rceil$ denotes the smallest integer greater than or equal to x , and $C_0, \gamma > 0$. Consider the two cases:*

- (i) *Assumption 6 (i) is satisfied and $\gamma > 1$, so that $\lim_n v_n/m(n) = 0$.*
 - (ii) *Assumption 6 (ii) is satisfied, and $0 < \gamma \leq 1$, so that $\lim_n v_n/m(n) = C$, with $0 < C \leq \infty$.*
- Let $t := v_n \nabla b(\theta_0) (\theta - \theta_0) + v_n \{b(\theta_0) - S_n\}$; if Assumptions 1-6 are satisfied, then under (i) or (ii) above,*

$$\int (1 + |t|) |\tilde{\pi}(t|S_n) - \varphi_d(t|B_0)| dt = o_p(1).$$

Remark 5. Corollary 2 demonstrates that estimating the unknown mean and variance of the summaries does not affect the asymptotic behavior of the Bayesian synthetic likelihood posterior: $\tilde{\pi}(t|S_n)$ still converges to $\varphi_d(t|B_0)$ in the total variation norm; i.e., the posterior is approximately Gaussian in large samples with mean θ_0 and a variance depending on $\hat{\Sigma}_n(\theta)$. However, the result also shows that for this behavior to be evident, the number of simulations m used to estimate the mean and variance must increase with the sample size. Moreover, the rate at which $m(n)$ must increase depends on the tail behavior of the prior. For priors admitting exponential moments, we only require that $m(n) \asymp v_n^\gamma$, for any $\gamma > 0$. If the prior only admits a polynomial moment, a faster rate of divergence is necessary for $m(n)$ so that $\lim_n v_n/m(n) = 0$. This relationship between the prior and m seems to be unique to Bayesian synthetic likelihood inference, and is necessary to control the additional variability that is injected into the posterior via simulation of the summaries.

Corollary 3 describes the asymptotic properties of the Bayesian synthetic likelihood posterior mean, when $b(\theta)$ and $\Sigma_n(\theta)$ are estimated using simulated data and is an immediate consequence of Corollaries 1 and 2. The proof is omitted because it is similar to the proof of Corollary 1.

Corollary 3. *Let $\tilde{\theta}$ be the Bayesian synthetic likelihood posterior mean based on $\hat{b}_n(\theta)$ and $A_n(\theta)$. If the assumptions of Corollary 2 hold, as $n \rightarrow \infty$,*

$$v_n (\tilde{\theta} - \theta_0) \Rightarrow \mathcal{N} [0, W_0^{-1} \{ \nabla_{\theta} b(\theta_0)^{\top} (B_0^{\top} B_0)^{-1} V_0 (B_0^{\top} B_0)^{-1} \nabla_{\theta} b(\theta_0) \} W_0^{-1}] , \text{ under } P_n^0,$$

where $W_0 := \{ \nabla_{\theta} b(\theta_0)^{\top} (B_0^{\top} B_0)^{-1} \nabla_{\theta} b(\theta_0) \}$ and $V_0 := \lim_n \text{Var}[v_n \{b_0 - S_n\}]$.

Remark 6. We can show that $\lim_n v_n^2 \text{var}(\theta|S_n) = W_0^{-1}$ using Corollary 2. In the framework of Chernozhukov and Hong (2003), and if $v_n = \sqrt{n}$, W_0^{-1} is the negative inverse Hessian of $\lim_n n^{-1} \log g(S_n|\theta_0)$, and

$$\lim_n n^{-1} \text{var} \{ \nabla_{\theta} \log g(S_n|\theta_0) \} = \nabla_{\theta} b(\theta_0)^{\top} (B_0^{\top} B_0)^{-1} V_0 (B_0^{\top} B_0)^{-1} \nabla_{\theta} b(\theta_0) .$$

We use approximations based on these results later when making adjustments for model misspecification.

4 Computational efficiency

Li and Fearnhead (2018a,b) discuss the computational efficiency of vanilla and regression-adjusted approximate Bayesian computation algorithms using a rejection sampling method based on a “good” proposal density $q_n(\theta)$. The authors demonstrate that regression-adjusted approximate Bayesian computation yields asymptotically correct uncertainty quantification, i.e., credible sets with the correct level of frequentist coverage, and an asymptotically non-zero acceptance rate, while vanilla approximate Bayesian computation only accomplishes one or the other.

This section demonstrates that Bayesian synthetic likelihood can deliver correct uncertainty quantification and an asymptotically non-zero acceptance rate, if the number of simulated data sets used in the synthetic likelihood diverges to infinity with the sample size. We follow Li and Fearnhead (2018a) and consider implementing synthetic likelihood using a rejection sampling algorithm analogous to the one they consider for approximate Bayesian computation, based on the proposal $q_n(\theta)$. Following Assumption 2 (i), there exists a uniform upper bound of the form Cv_n^d , for some $0 < C < \infty$, on $N \{S_n; b(\theta), A_n(\theta)^{\top} A_n(\theta)\}$ for n large enough; a rejection sampling algorithm then proceeds according to the following steps. An accepted value from this sampling scheme is a draw from the density proportional

Rejection sampling Bayesian synthetic likelihood algorithm

1. Draw $\theta' \sim q_n(\theta)$
2. Accept θ' with probability $(Cv_n^d)^{-1} \tilde{g}_n(S_n|\theta') = (Cv_n^d)^{-1} N \{S_n; \hat{b}_n(\theta'), A_n(\theta')^{\top} A_n(\theta')\} .$

to $q_n(\theta)\tilde{g}_n(S_n|\theta)$. Similarly to the analogous ABC scheme considered in Li and Fearnhead (2018a), we can reweight samples from this rejection sampler with importance weights proportional to $\pi(\theta')/q_n(\theta')$ to recover draws from $\tilde{\pi}(\theta|S_n) \propto \pi(\theta)\tilde{g}_n(S_n|\theta)$.

We choose the proposal density $q_n(\theta)$ to be of the location-scale family

$$\mu_n + \sigma_n X,$$

where X is a d -dimensional random variable such that $X \sim q(\cdot)$, $\mathbb{E}_q[X] = 0$ and $\mathbb{E}_q[|X|^2] < \infty$. The sequences μ_n and σ_n depend on n and satisfy Assumptions 7 and 8.

Assumption 7. (i) There exists a constant \overline{M} , such that $0 < \sup_x q(x) \leq \overline{M} < \infty$; (ii) The sequence $\sigma_n > 0$, for all $n \geq 1$, satisfies $\sigma_n = o(1)$, and $v_n \sigma_n \rightarrow c_\sigma$, for some constant $0 < c_\sigma < \infty$; (iii) The sequence μ_n satisfies $\sigma_n^{-1}(\mu_n - \theta_0) = O_p(1)$; (iv) For $h(\theta) = q_n(\theta)/\pi(\theta)$, $\limsup_n \int h_n^2(\theta)\pi(\theta|S_n)d\theta < \infty$.

Assumption 8. For all $\theta \in \Theta$, there exists a function $k_n : \Theta \rightarrow \mathbb{R}_+$ such that: (i) for all $\alpha \in \mathbb{R}^d$, $\mathbb{E}(\exp[\alpha^\top \{S_n(z) - b(\theta)\}]) \leq \exp\{\|\alpha\|^2 k_n(\theta)/2\}$ and (ii) there exists a finite constant $\kappa > 0$, such that for all n large enough, $k_n(\theta) \lesssim |\theta|^\kappa$.

Remark 7. Assumption 7 formalizes the conditions required of the proposal density which are similar to those required in Li and Fearnhead (2018a). Assumption 7 would be satisfied if the proposal density $q_n(\theta)$ is built from v_n -consistent estimators of θ_0 , such as those based on pilot runs. Assumption 8(i) states that the summary statistics are uniformly (over $\theta \in \Theta$) sub-Gaussian. Heuristically, this requires that the moment generating function of the summaries behaves like the Gaussian moment generating function. Theorem 1 of Frazier et al. (2018) uses a similar assumption to deduce a posterior concentration rate for approximate Bayesian computation. See part (b) of Remark 1 in Frazier et al. (2018), for details.

The acceptance probability associated with Algorithm 1 is

$$\tilde{\alpha}_n := (Cv_n^d)^{-1} \int_{\Theta} q_n(\theta)\tilde{g}_n(S_n|\theta)d\theta.$$

We measure the computational efficiency of the rejection sampling Bayesian synthetic algorithm via the behavior of $\tilde{\alpha}_n$. If $\tilde{\alpha}_n$ is asymptotically non-zero, then by Corollary 3, implementing a rejection-based Bayesian synthetic likelihood approach with $A_n(\theta) = \Sigma_n^{1/2}(\theta)$ yields a posterior that has credible sets with the correct level of frequentist coverage and computational properties that are similar to those of regression-adjusted approximate Bayesian computation.

Theorem 2 describes the asymptotic behavior of $\tilde{\alpha}_n$ using the proposal density described in Assumption 7. The result uses the following definition: for a random variable x_n , we say $x_n = \Xi_p(v_n)$ if there exist constants $0 < c \leq C < \infty$ such that $\lim_n \Pr(c < |x_n/v_n| < C) = 1$.

Theorem 2. If Assumptions 1-8 are satisfied, then

$$\tilde{\alpha}_n = \Xi_p(1) + O_p[1/m(n)],$$

for $m(n) \rightarrow \infty$ as $n \rightarrow \infty$.

While Theorem 2 holds for all choices of $A_n(\theta)$ satisfying Assumption 2, taking $A_n(\theta) = \Sigma_n^{1/2}(\theta)$ implies that the resulting Bayesian synthetic likelihood posterior yields credible sets with the appropriate level of frequentist coverage and that the rejection-based algorithm has a non-negligible acceptance rate asymptotically. Therefore, the result in Theorem 2 is a Bayesian synthetic likelihood version of Theorem 2 in Li and Fearnhead (2018a), demonstrating a similar result, under particular choices of the tolerance sequence, for regression-adjusted approximate Bayesian computation.

The example in Section 3 of Price et al. (2018) compares rejection approximate Bayesian computation and a rejection version of synthetic likelihood, where the model is normal and $\Sigma_n(\theta)$ is constant and does not need to be estimated. They find that with the prior as the proposal, approximate Bayesian computation is more efficient when $d = 1$, equally efficient when $d = 2$, but less efficient than synthetic likelihood when $d > 2$. The essence of the example is that the sampling variability in estimating $b(\theta)$ can be equated with the effect of a Gaussian kernel in their toy normal model for a certain relationship between ϵ and m . The discussion above suggests that in general models, and with a good proposal, in large samples the synthetic likelihood is preferable to the vanilla approximate Bayesian computation algorithm no matter the dimension of the summary statistic. However, this greater computational efficiency is only achieved through the strong Gaussian assumption on the summaries.

The proof of Theorem 2 is obtained using the following result, which gives the rate at which the estimated Bayesian synthetic likelihood posterior converges to the idealized Bayesian synthetic likelihood posterior. It is stated here since it is of independent interest.

Theorem 3. *If the assumptions maintained in Corollary 2 and Assumption 8 are satisfied, then for $m(n) \rightarrow \infty$ as $n \rightarrow \infty$,*

$$\int |\tilde{\pi}(\theta|S_n) - \pi(\theta|S_n)| d\theta = O_p[1/m(n)],$$

where $\tilde{\pi}(\theta|S_n) \propto \pi(\theta)\tilde{g}_n(S_n|\theta)$, and $\pi(\theta|S_n) \propto \pi(\theta)g_n(S_n|\theta)$.

5 Adjustments for misspecification

We outline one approach for adjusting inferences to account for misspecification when Assumption 3 is satisfied. However, there are other ways to do so. Suppose θ^q , $q = 1, \dots, Q$, is an approximate sample from $\tilde{\pi}(\theta|S_n)$, obtained by Markov chain Monte Carlo for example. Let $\bar{\theta}$ denote the synthetic likelihood posterior mean, let $\tilde{\Gamma}$ denote the synthetic likelihood posterior covariance, and write $\bar{\theta}$ and $\bar{\Gamma}$ for their sample estimates based on θ^q , $q = 1, \dots, Q$. Consider the adjusted sample

$$\theta^{A,q} = \bar{\theta} + \bar{\Gamma}\tilde{\Omega}^{1/2}\bar{\Gamma}^{-1/2}(\theta^q - \bar{\theta}), \quad (5)$$

$q = 1, \dots, Q$, where $\tilde{\Omega}$ is an estimate of $\text{var}\{\nabla_{\theta} \log g_n(S_n|\bar{\theta})\}$; the estimation of $\tilde{\Omega}$ is discussed below. We propose using (5) as an approximate sample from the posterior which is similar to the original sample when the model is correctly specified but gives asymptotically valid frequentist inference about the pseudo-true parameter value when the model is misspecified.

The motivation for (5) is that if θ^q is approximately drawn from the normal distribution $N(\bar{\theta}, \bar{\Gamma})$, then $\theta^{A,q}$ is approximately a draw from $N(\bar{\theta}, \bar{\Gamma}\tilde{\Omega}\bar{\Gamma})$. Remark 8 following Corollary 3

implies that if $\tilde{\Omega} \approx \text{var} \{ \nabla_{\theta} \log g_n(S_n | \theta_0) \}$ and $\bar{\Gamma}$ is approximately the inverse negative Hessian of $\log g(S_n | \theta)$ at θ_0 , then the covariance matrix of the adjusted samples is approximately that of the sampling distribution of the Bayesian synthetic likelihood posterior mean, giving approximate frequentist validity to posterior credible intervals based on the adjusted posterior samples. We now suggest two ways to obtain $\tilde{\Omega}$. The first is suitable for the case when the model assumed for y is true, but the covariance matrix $\lim_n v_n^2 A_n(\theta_0)^{\top} A_n(\theta_0) \neq V_0$, which we refer to as misspecification of the working covariance matrix. The second way is suitable when the models for both y and the working covariance matrix may be misspecified.

5.1 Estimating $\text{var} \{ \nabla_{\theta} \log g_n(S_n | \theta_0) \}$ when the model for y is correct

Algorithm 1 shows how to estimate $\tilde{\Omega}$ when the model for y is correct.

Algorithm 1: Estimation of $\tilde{\Omega}$ when the model for y is correct

1. For $j = 1, \dots, J$, draw $S^{(j)} \sim G_n^{\bar{\theta}}$, where $\bar{\theta}$ is the estimated synthetic likelihood posterior mean.
2. Approximate $g^{(j)} = \nabla_{\theta} \log g_n(S^{(j)} | \bar{\theta})$. See the discussion in Section 6.2 for the approximation to this gradient used in the examples.
3. Return

$$\tilde{\Omega} = \frac{1}{J-1} \sum_{j=1}^J (g^{(j)} - \bar{g})(g^{(j)} - \bar{g})^T,$$

$$\text{where } \bar{g} = J^{-1} \sum_{j=1}^J g^{(j)}.$$

5.2 Estimating $\text{var} \{ \nabla_{\theta} \log g_n(S_n | \theta_0) \}$ when both the model for y and the covariance matrix may be incorrect

We may still be able to estimate $\text{var} \{ \nabla_{\theta} \log g_n(S | \theta_0) \}$ even if the model for y is incorrect. In particular, if y_1, \dots, y_n are independent, then we can use the bootstrap to approximate the distribution of S_n at θ_0 and hence estimate $\text{var} \{ \nabla_{\theta} \log g_n(S | \theta_0) \}$. The approximation can be done as in Algorithm 1, but with Step 1 replaced by

1. For $j = 1, \dots, J$, sample y with replacement to get a bootstrap sample $y^{(j)}$ with corresponding summary $S^{(j)}$.

If the data is dependent it may still be possible to use the bootstrap (Kreiss and Paparoditis, 2011), however the implementation details are model dependent.

5.3 What the adjustments can and cannot do

The adjustments suggested above are intended to achieve asymptotically valid frequentist inference when $\lim_n A_n(\theta_0)^\top A_n(\theta_0) \neq V_0$, or when the model for y is misspecified but S_n still satisfies a central limit theorem. The adjustment will not recover the posterior distribution that is obtained when the model is correctly specified. Asymptotically valid frequentist estimation based on the synthetic likelihood posterior mean for the misspecified synthetic likelihood is frequentist inference based on a point estimator of θ that is generally less efficient than in the correctly specified case. Matching posterior uncertainty after adjustment to the sampling variability of such an estimator does not recover the posterior uncertainty from the correctly specified situation.

6 Examples

6.1 Toy example

Suppose that y_1, \dots, y_n are independent observations from a negative binomial distribution $\text{NB}(5, 0.5)$ so that the y_i have mean 5 and variance 10. We model the y_i as independent and coming from a $\text{Poisson}(\theta)$ distribution and act as if the likelihood is intractable, basing inference on the sample mean \bar{y} as the summary statistic S . The pseudo-true parameter value θ_0 is 5, since this is the parameter value for which the summary statistic mean matches the corresponding mean for the true data generating process.

Under the Poisson model the synthetic likelihood has $b(\theta) = \theta$ and $A_n(\theta)^\top A_n(\theta) = \theta/n$. We consider a simulated dataset with $n = 20$, and deliberately misspecify the variance model in the synthetic likelihood under the Poisson model as $A_n(\theta)^\top A_n(\theta) = \theta/(2n)$. As noted previously, the deliberate misspecification of $\text{var}(S_n|\theta)$ may be of interest in problems with a high-dimensional S_n as a way of reducing the number of simulated summaries needed to estimate $\text{var}(S_n|\theta)$ with reasonable precision; for example, we might assume $\text{var}(S_n|\theta)$ is diagonal or based on a factor model.

Figure 1 shows the estimated posterior densities obtained using a number of different approaches, when the prior for θ is $\text{Gamma}(2, 0.5)$. The narrowest green density is obtained from the synthetic likelihood with misspecified variance. This density is obtained using 50,000 iterations of a Metropolis-Hastings Markov chain Monte Carlo algorithm with normal random walk proposal. The red density is the exact posterior assuming the Poisson likelihood is correct, which is $\text{Gamma}(2 + n\bar{y}, 0.5 + n)$. The purple density is a kernel density estimate from adjusted synthetic likelihood samples, using the method of Section 5.1 for the adjustment in which the y model is assumed correct but the working covariance matrix is misspecified. The figure shows that the adjustment gives a result very close to the exact posterior under an assumed Poisson model. Finally, the light blue curve shows a kernel density estimate from adjusted synthetic likelihood samples, using the method of Section 5.2 based on the bootstrap without assuming that the Poisson model is correct. This posterior is more dispersed than the one obtained under the Poisson assumption, since the negative binomial generating density is overdispersed relative to the Poisson, and hence the observed \bar{y} is less informative about the pseudo-true parameter value than implied by the Poisson model.

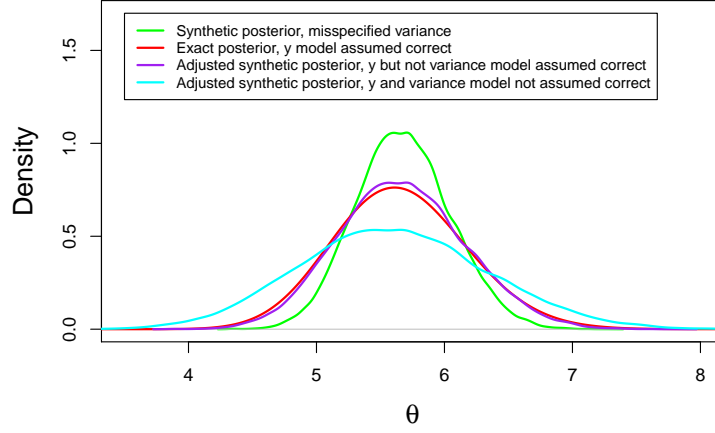


Figure 1: Exact, synthetic and adjusted synthetic posterior densities for toy example.

6.2 Examples with a high-dimensional summary statistic

This section explores the efficacy of our adjustment method when using a misspecified covariance in the presence of a high-dimensional summary statistic S . In all the examples below we use the shrinkage estimator of Warton (2008) to reduce the number of simulations required to obtain stable covariance matrix estimation in the synthetic likelihood. Based on m independent model simulations we estimate the covariance matrix by

$$\hat{\Sigma}_\gamma = \hat{D}^{1/2} \left\{ \gamma \hat{C} + (1 - \gamma) I \right\} \hat{D}^{1/2}, \quad (6)$$

where \hat{C} is the sample correlation matrix, \hat{D} is the diagonal matrix of component sample variances, and $\gamma \in [0, 1]$ is a shrinkage parameter. The matrix $\hat{\Sigma}_\gamma$ is non-singular if $\gamma < 1$ even if m is less than the dimension of the observations. This estimator shrinks the sample correlation matrix towards the identity. When $\gamma = 1$ (resp. $\gamma = 0$) there is no shrinkage (resp. a diagonal covariance matrix is produced). Here we choose the value of γ to allow performing 1/10 of the simulations compared to standard synthetic likelihood for Bayesian inference. We are interested in the effect of the shrinkage on the synthetic likelihood approximation and whether our methods can offer a useful correction. Heavy shrinkage is used to stabilize covariance estimation in the synthetic likelihood procedure. So we can think of the shrinkage estimator as specifying $A_n(\theta)^\top A_n(\theta)$.

To perform the adjustment, it is necessary to approximate the derivative of the synthetic log-likelihood, with shrinkage applied, at a point estimate of the parameter which we take as the estimated posterior mean $\bar{\theta}$ of the Bayesian synthetic likelihood approximation. A computationally efficient approach for estimating these derivatives uses Gaussian process emulation of the approximate log-likelihood surface based on a pre-computed training sample. The training sample is constructed around $\bar{\theta}$, because this is the only value of θ for which the approximate derivative is required. We sample B values using Latin hypercube sampling

from the hypercube defined by $[\bar{\theta}_k - \delta_k, \bar{\theta}_k + \delta_k]$, where $\bar{\theta}_k$ denotes the k th component of $\bar{\theta}$ and take δ_k as the approximate posterior standard deviation of θ_k . Denote the collection of training data as $\mathcal{T} = \{\theta^b, \mu^b, \Sigma_\gamma^b\}_{b=1}^B$, where θ^b is the b th training sample and μ^b and Σ_γ^b are the corresponding estimated mean and covariance of the synthetic likelihood from m model simulations, respectively. This training sample is stored and recycled for each simulated dataset generated from $\bar{\theta}$ that needs to be processed in the adjustment method, which is described in more detail next.

For a simulated statistic $S^{(j)}$ generated from the model at $\bar{\theta}$, the shrinkage synthetic log-likelihood is rapidly computed at each θ^b in the training data \mathcal{T} using the pre-stored information, denoted $l^b = l(\theta^b; S^{(j)})$. Then, a Gaussian process regression model is fit based on the collection $\{\theta^b, l^b\}_{b=1}^B$, with l^b as the response and θ^b as the predictor. We use a zero-mean Gaussian process with squared exponential covariance function with different length scales for different components of θ and then approximate the gradient of $\log g_n(S^{(j)}|\bar{\theta})$ by computing the derivative of the smooth predicted mean function of the Gaussian process at $\bar{\theta}$. We can show that this is equivalent to considering the bivariate Gaussian process of the original process and its derivative, and performing prediction for the derivative value. The derivative is estimated using a finite difference approximation because it is simpler than computing the estimate explicitly. The matrix $\tilde{\Omega}$ is constructed using $B = 200$ training samples and $J = 200$ datasets. Both examples below use 20,000 iterations of Markov chain Monte Carlo for standard and shrinkage Bayesian synthetic likelihood with a multivariate normal random walk proposal. In each case, the covariance of the random walk was set based on an approximate posterior covariance obtained by pilot Markov chain Monte Carlo runs.

Moving average example

We consider the moving average model of order 2 (MA(2)):

$$y_t = z_t + \theta_1 z_{t-1} + \theta_2 z_{t-2},$$

for $t = 1, \dots, n$, where $z_t \sim N(0, 1)$, $t = -1, \dots, n$, and n is the number of observations in the time series. We constrain the space Θ to $-1 < \theta_2 < 1, \theta_1 + \theta_2 > -1, \theta_1 - \theta_2 < 1$ so that the parameters θ_1 and θ_2 are identified, and use a uniform prior over this region. The density of observations from an MA(2) model is multivariate normal, with $\text{var}(y_t) = 1 + \theta_1^2 + \theta_2^2$, $\text{cov}(y_t, y_{t-1}) = \theta_1 + \theta_1\theta_2$, $\text{cov}(y_t, y_{t-2}) = \theta_2$, with all other covariances equal to 0. The assessment of coverage is based on 100 simulated datasets from the model with various lengths n and true parameters $\theta_1 = 0.6$ and $\theta_2 = 0.2$. Here we consider sample sizes of $n = 10^3$ and $n = 10^4$.

This example uses the first 20 autocovariances as the summary statistic. The autocovariances are a reasonable choice here as they are informative about the parameters and satisfy a central limit theorem (Hannan, 1976).

To compare with Bayesian synthetic likelihood, we use approximate Bayesian computation with a Gaussian weighting kernel with covariance ϵV , where V is a positive-definite matrix. To give the approximate Bayesian computation method an advantage, V is set as the covariance matrix of the summary statistic obtained via many simulations at the true parameter value. This approximate Bayesian computation likelihood corresponds to using the Mahalanobis distance function with a Gaussian weighting kernel.

method	n	m	95%	90%	80%
BSL	10^3	200	94/90	89/81	75/71
BSL	10^3	500	95/91	89/81	75/71
ABC	10^3	-	100/100	96/94	93/83
ABC Adj	10^3	-	94/93	91/81	80/69
BSL	10^4	200	95/97	90/88	75/77
BSL	10^4	500	95/96	91/88	73/74
ABC	10^4	-	98/100	96/99	89/93
ABC Adj	10^4	-	96/97	93/95	80/82

Table 1: Estimated coverage for credible intervals having nominal 95/90/80% credibility for Bayesian synthetic likelihood, approximate Bayesian computation and regression adjustment approximate Bayesian computation for θ_1/θ_2 .

To sample from the approximate posterior distributions for each method and dataset, importance sampling with a Gaussian proposal is used with a mean given by the approximate posterior mean and a covariance given by twice the approximate posterior covariance. We treat this as the ‘good’ proposal distribution for posterior inference. The initial approximations of the (approximate) posteriors are obtained from pilot runs.

For Bayesian synthetic likelihood, we use 10,000 importance samples and consider $m = 200$ and $m = 500$ for estimating the synthetic likelihood. The mean effective sample size (Kong, 1992) of the importance sampling approximations over the 100 datasets is around 3,000, and the minimum is above 100. For $m = 500$, the mean effective sample size is around 5,000 and the minimum is roughly 2000. For approximate Bayesian computation, we use 10 million importance samples (twice as many model simulations compared to Bayesian synthetic likelihood with $m = 500$). For each dataset, ϵ is selected so that the effective sample size is around 1,000, to reduce ϵ as much as possible but ensure that the results are robust by Monte Carlo error. To reduce storage, we take a resample of size 1,000 from the ABC importance sampling approximation to produce the final approximate Bayesian computation approximation. We also apply regression adjustment to the approximate Bayesian computation samples for each dataset. The simple linear regression approach of Li and Fearnhead (2018a), which does not weight the samples as in the local linear regression adjustment of Beaumont et al. (2002).

Table 1 presents the estimation results. The approximate Bayesian computation method produces substantial overcoverage. Bayesian synthetic likelihood and approximate Bayesian computation regression adjustment both produce more appropriate uncertainty quantification. However, they both produce undercoverage for the smaller sample size for θ_2 , which improves for the larger sample size. The Bayesian synthetic likelihood coverage results are insensitive to m .

Toad Example

This example is an individual-based model of a species called Fowler’s Toads (*Anaxyrus fowleri*) developed by Marchand et al. (2017), which was previously analysed by An et al. (2020). This example is briefly described here; see Marchand et al. (2017) and An et al. (2020) for further details.

The model assumes that a toad hides in its refuge site in the daytime and moves to a randomly chosen foraging place at night. GPS location data are collected on n_t toads for n_d days, so the matrix of observations Y is $n_d \times n_t$ dimensional. This example uses both simulated and real data. The simulated data uses $n_t = 66$ and $n_d = 63$ and summarize the data by 4 sets of statistics comprising the relative moving distances for time lags of 1, 2, 4 and 8 days. For instance, y_1 consists of the displacement information of lag 1 day, $y_1 = \{|Y_{i,j} - Y_{i+1,j}|; 1 \leq i \leq n_d - 1, 1 \leq j \leq n_t\}$.

Simulating from the model involves two processes. For each toad, we first generate an overnight displacement, Δy , then mimic the returning behaviour with a simplified model. The overnight displacement is assumed to belong to the Lévy-alpha stable distribution family, with stability parameter α and scale parameter δ . With probability $1 - p_0$, the toad takes refuge at the location it moved to. With probability p_0 , the toad returns to the same refuge site as day $1 \leq i \leq M$ (where M is the number of days the simulation has run for) where i is selected randomly from $1, 2, \dots, M$ with equal probability. For the simulated data $\theta = (\alpha, \delta, p_0) = (1.7, 35, 0.6)$, which is a parameter value fitting the real data well, and assume a uniform prior over $(1, 2) \times (0, 100) \times (0, 0.9)$ for θ .

As in Marchand et al. (2017), the dataset of displacements is split into two components. If the absolute value of the displacement is less than 10 metres, it is assumed the toad has returned to its starting location. For the summary statistic, we consider the number of toads that returned. For the non-returns (absolute displacement greater than 10 metres), we calculate the log difference between adjacent p -quantiles with $p = 0, 0.1, \dots, 1$ and also the median. These statistics are computed separately for the four time lags, resulting in a 48 dimensional statistic. For standard Bayesian synthetic likelihood, $m = 500$ simulations are used per Markov chain Monte Carlo iteration. However, with a shrinkage parameter of $\gamma = 0.1$ it was only necessary to use $m = 50$ simulations per Markov chain Monte Carlo iteration. For the simulated data, the Markov chain Monte Carlo acceptance rates are 16% and 21% for standard and shrinkage Bayesian synthetic likelihood, respectively. For the real data, the acceptance rates are both roughly 24%.

Figure 2 summarizes the results for the simulated data and shows that the shrinkage Bayesian synthetic likelihood posterior underestimates the variance and has the wrong dependence structure compared to the standard Bayesian synthetic likelihood posterior. The adjusted posterior produces uncertainty quantification that is closer to the standard Bayesian synthetic likelihood procedure, although its larger variances indicate that there is a loss in efficiency in using frequentist inference based on the shrinkage Bayesian synthetic likelihood point estimate. The results for the real data in Figure 3 are qualitatively similar. There is less difference in the posteriors means between the standard and shrinkage Bayesian synthetic likelihood methods for the real data compared to the simulated data, and generally less variance inflation in the adjusted results for the real data compared to the simulated data.

7 Discussion

Our article examines the asymptotic behaviour of Bayesian inference using the synthetic likelihood when the summary statistic satisfies a central limit theorem. The synthetic likelihood asymptotically quantifies uncertainty similarly to approximate Bayesian computation methods under appropriate algorithmic settings and assumptions leading to correct uncertainty

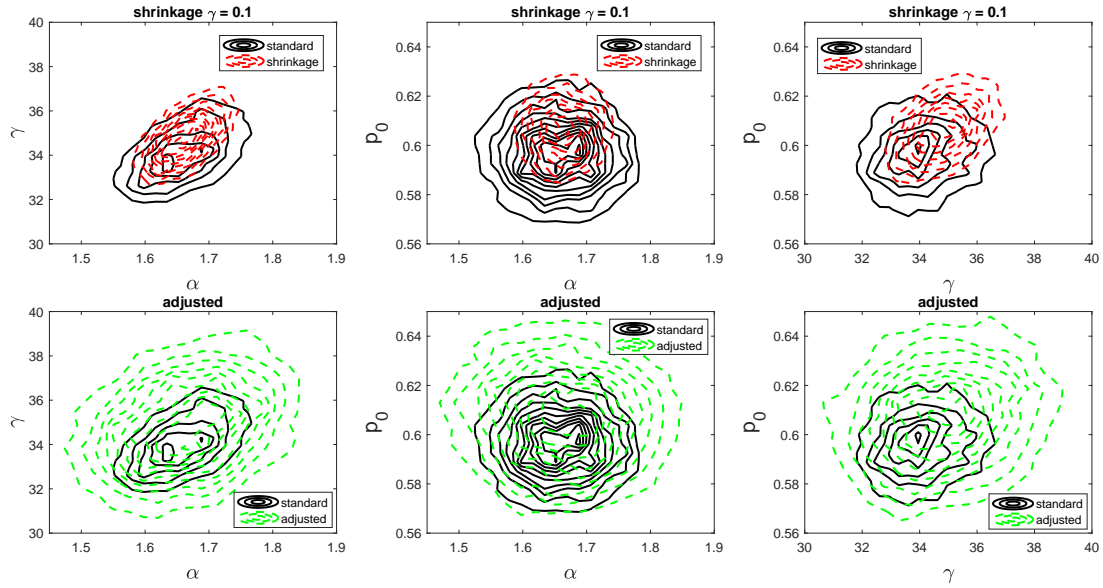


Figure 2: Adjustment results for the toad example based on the simulated data. The panels in the top row are bivariate contour plots of the standard and shrinkage Bayesian synthetic likelihood posteriors. The panels in the bottom row are bivariate contour plots of the standard and adjusted Bayesian synthetic likelihood posteriors.

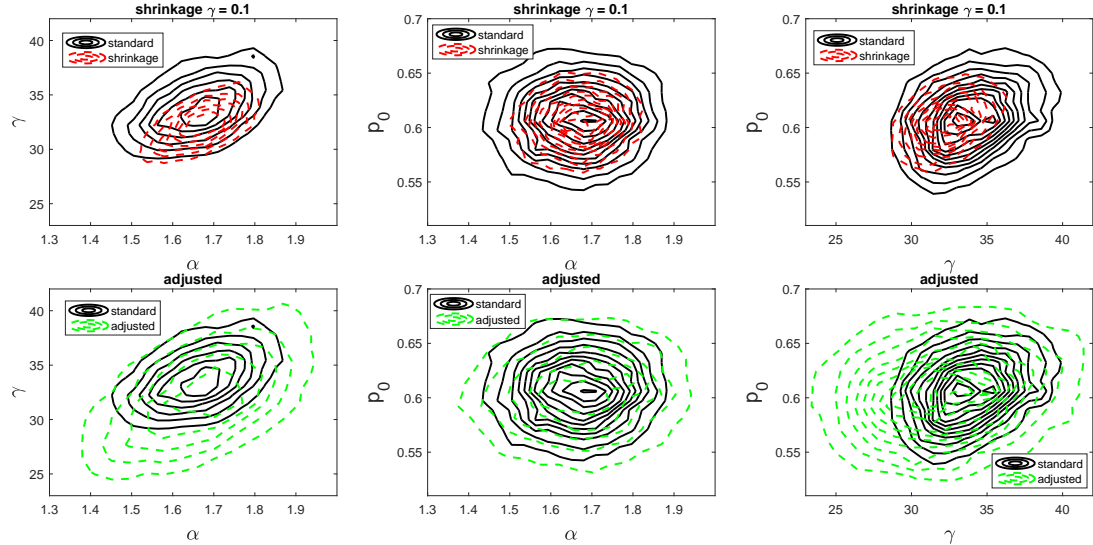


Figure 3: Adjustment results for the toad example based on the real data. The top row panels are bivariate contour plots of the standard and shrinkage Bayesian synthetic likelihood posteriors. The bottom row panels are bivariate contour plots of the standard and adjusted Bayesian synthetic likelihood posteriors.

quantification. We also examine the effect of estimating the mean and covariance matrix in synthetic likelihood algorithms, as well as the computational efficiency of similar versions of rejection and importance sampling algorithms for Bayesian synthetic likelihood and approximate Bayesian computation. Bayesian synthetic likelihood is more efficient than vanilla approximate Bayesian computation, and has similar behaviour to regression-adjusted approximate Bayesian computation.

Adjustments are also discussed for misspecification of the synthetic likelihood covariance, when such misspecification is useful for computational reasons. These adjustments may also be useful when the model for y is misspecified, provided that inference on the pseudo-true parameter value is of interest. Our adjustment methods do not apply when the summary statistics do not satisfy a central limit theorem, so they are not useful for accounting for non-normality of the summary statistics. Some approaches consider more complex parametric models than normal for addressing this issue, and the asymptotic framework developed here might be adapted for other parametric model approximations for the summaries. These extensions are left to future work.

Although our adjustments could be useful when the model for y is misspecified, it is useful to distinguish different types of misspecification. Model incompatibility is said to occur when it is impossible to recover the observed summary statistic for any θ , and we have not investigated the behaviour of synthetic likelihood in detail in this case. Frazier and Drovandi (2019) and Frazier et al. (2020) demonstrate that standard Bayesian synthetic likelihood and approximate Bayesian computation can both perform poorly under incompatibility. Frazier and Drovandi (2019) propose some extensions to Bayesian synthetic likelihood allowing greater robustness and computational efficiency in this setting. More research is needed to compare Bayesian synthetic likelihood and approximate Bayesian computation when model incompatibility occurs.

Acknowledgments

David Frazier was supported by the Australian Research Council’s Discovery Early Career Researcher Award funding scheme (DE200101070). David Nott was supported by a Singapore Ministry of Education Academic Research Fund Tier 1 grant and is affiliated with the Operations Research and Analytics Research cluster at the National University of Singapore. Christopher Drovandi was supported by an Australian Research Council Discovery Project (DP200102101). Robert Kohn was partially supported by the Center of Excellence grant CE140100049 and Robert Kohn, Christopher Drovandi and David Frazier are affiliated with the Australian Centre of Excellence for Mathematical and Statistical Frontiers. We thank Ziwen An for preparing computer code for the toad example.

Appendix

Proofs of the main results

To prove Theorem 1, we prove the following more general result, of which Theorem 1 is a particular case.

Theorem 4. *Define*

$$t := v_n \{b(\theta) - b(\theta_0)\} + v_n \{b(\theta_0) - S_n\};$$

if Assumptions 1-4 are satisfied, then, for any $0 < \kappa < \infty$ such that $\int |\theta|^\kappa \pi(\theta) d\theta = O(1)$,

$$\int (1 + |t|^\kappa) |\pi(t|S_n) - \varphi_d(t|B_0)| dt = o_p(1).$$

Proof of Theorem 4. The posterior density of $b = b(\theta)$ is

$$\pi(b|S_n) \propto \pi(b) g_n(S_n|b), \quad (7)$$

up to a normalizing constant that ensures that $\pi(b|S_n)$ is a density, where

$$g_n(S_n|b) := (2\pi)^{-\frac{d}{2}} |A_n(b)|^{-1} \exp \left(-\frac{1}{2} [\{A_n(b)\}^{-1} (b - S_n)]^\top [\{A_n(b)\}^{-1} (b - S_n)] \right).$$

The posterior density of $t := v_n(b - S_n)$ is

$$\pi(t|S_n) = C_n^{-1} \pi(t/v_n + S_n) g_n(S_n|t/v_n),$$

because the map $\theta \mapsto b(\theta)$ is injective, where

$$C_n := \int \pi(t/v_n + S_n) g_n(S_n|t/v_n) dt$$

and where

$$g_n(S_n|t/v_n) / v_n^d = (2\pi)^{-\frac{d}{2}} |v_n A_n(t/v_n + S_n)|^{-1} \times \exp \left(-\frac{1}{2} [\{v_n A_n(t/v_n + S_n)\}^{-1} t]^\top [\{v_n A_n(t/v_n + S_n)\}^{-1} t] \right).$$

We will show that

$$\int (1 + |t|^\kappa) |\pi(t|S_n) - \varphi_d\{t|B(\theta_0)\}| dt = o_p(1),$$

and the result will then follow from Assumption 3.

Define $B_n(t/v_n + S_n) := v_n A_n(t/v_n + S_n)$, $B_0 := B(b_0)$. Then,

$$\int |t|^\kappa |\pi(t|S_n) - \varphi_d(t|B_0)| dt = (2\pi)^{-d/2} C_n^{-1} J_n$$

for $\kappa \geq 0$, where

$$J_n := \int |t|^\kappa \left| |B_n(t/v_n + S_n)|^{-1} \exp \{ -\omega(t)/2 \} \pi(t/v_n + S_n) - |B_0|^{-1} \exp \left\{ -\frac{1}{2} t^\top (B_0^\top B_0)^{-1} t \right\} C_n \right| dt,$$

$$\omega(t) := t^\top B_n(t/v_n + S_n)^\top B_n(t/v_n + S_n) t,$$

and

$$C_n := \int |B_n(t/v_n + S_n)|^{-1} \exp \{ -\omega(t)/2 \} \pi(t/v_n + S_n) dt.$$

Note that,

$$J_n \leq J_{1n} + J_{2n},$$

where

$$J_{1n} := \int |t|^\kappa \left| |B_n(t/v_n + S_n)|^{-1} \exp(-w(t)/2) \pi\left(S_n + \frac{t}{v_n}\right) - |B_0|^{-1} \exp\left\{-\frac{1}{2}t^\top (B_0^\top B_0)^{-1}t\right\} \pi(b_0) \right| dt \quad (8)$$

$$J_{2n} := |C_n - \pi(b_0)| \int |t|^\kappa |B_0|^{-1} \exp\left\{-\frac{1}{2}t^\top (B_0^\top B_0)^{-1}t\right\} dt. \quad (9)$$

The result follows if $J_{1n} = o_p(1)$ since, taking $\kappa = 0$, $J_{1n} = o_p(1)$ implies that

$$\begin{aligned} |C_n - \pi(b_0)| &= \left| \int |B_n(t/v_n + S_n)|^{-1} \exp\{-\omega(t)/2\} \pi(t/v_n + S_n) dt - \pi(b_0) \int |B_0|^{-1} \exp\left\{-\frac{1}{2}t^\top (B_0^\top B_0)^{-1}t\right\} \pi(b_0) dt \right| \\ &= o_p(1), \end{aligned}$$

which implies $J_{2n} = o_p(1)$. The result then follows by Lemma 1, where we prove that $J_{1n} = o_p(1)$. \square

Proof of Corollary 1. We prove the result for $b := b(\theta)$, using Assumption 3, and in particular injectivity, to obtain the result for θ . We define $\hat{b} := \int b\pi(b|S_n)db$ as the posterior mean of b , with the posterior density for b given by equation (7).

Define $M_0 := (B_0^\top B_0)^{-1}$ and write $v_n M_0(\hat{b} - b_0) = v_n M_0(\hat{b} - S_n) + v_n M_0(S_n - b_0)$. From Assumption 1,

$$v_n M_0(S_n - b_0) \Rightarrow N(0, M_0 V_0 M_0').$$

We now show that $v_n M_0(\hat{b} - S_n) = o_p(1)$. Since M_0 is positive-definite by Assumption 2, this is equivalent to showing $v_n(\hat{b} - S_n) = o_p(1)$. The change of variables $b \mapsto t := v_n(b - S_n)$ yields

$$\hat{b} = \int b\pi(b|S_n)db = \int (t/v_n + S_n)\pi(t|S_n)dt = \frac{1}{v_n} \int t\pi(t|S_n)dt + S_n,$$

so that

$$v_n(\hat{b} - S_n) = \int t\pi(t|S_n)dt = \int t\{\pi(t|S_n) - \varphi(t|B_0)\}dt + \int t\varphi(t|B_0)dt. \quad (10)$$

The second term on the right-hand side of (10) is zero. Therefore,

$$\left| v_n(\hat{b} - S_n) \right| = \left| \int t\{\pi(t|S_n) - \varphi(t|B_0)\}dt \right| \leq \int |t| |\pi(t|S_n) - \varphi(t|B_0)| dt.$$

The right-hand side of the above converges to zero in probability by Theorem 1. Therefore, by Assumption 3 and the posterior concentration demonstrated in Theorem 1,

$$o_p(1) = v_n M_0(\hat{b} - b_0) - M_0 v_n(S_n - b_0) = M_0 \nabla b(\theta_0) v_n(\hat{\theta} - \theta_0) - M_0 v_n(S_n - b_0) + o_p(1).$$

Multiplying both sides by $\nabla b(\theta_0)^\top$ and re-arranging terms then yields

$$v_n(\hat{\theta} - \theta_0) = \{\nabla b(\theta_0)^\top M_0 \nabla b(\theta_0)\}^{-1} \nabla b(\theta_0)^\top M_0 v_n(S_n - b_0) + o_p(1).$$

The result follows from the asymptotic normality of $v_n(b_0 - S_n)$ in Assumption 1. \square

Remark 8. The proofs of Theorem 4 and Corollary 1 follow a similar strategy to other proofs in the literature, e.g., Lehmann and Casella (1998). Our arguments are perhaps most closely related to the arguments in Chernozhukov and Hong (2003), which considered the asymptotic behaviour of Laplace-type estimators. However, there are several key differences between Bayesian synthetic likelihood and Laplace-type estimators. Most importantly, the reduction of the data down to a vector of summary statistics, the use of artificial simulated data, and the estimated nature of the synthetic likelihood criterion in (2) are key distinctions between our results and those of Chernozhukov and Hong (2003).

We prove Corollary 2 by demonstrating the following more general result, of which Corollary 2 is a particular case.

Corollary 4. *Take the number of simulations, m , used to construct $\widehat{b}_n(\theta)$ and $\widehat{\Sigma}_n(\theta)$ to be $m(n) := \lceil C_0 v_n^\gamma \rceil$, where $\lceil x \rceil$ denotes the smallest integer greater than or equal to x , and $C_0, \gamma > 0$. Consider the two cases:*

- (i) *Assumption 6 (i) is satisfied and $\gamma > 1$, so that $\lim_n v_n/m(n) = 0$.*
 - (ii) *Assumption 6 (ii) is satisfied, and $0 < \gamma \leq 1$, so that $\lim_n v_n/m(n) = C$, with $0 < C \leq \infty$.*
- Let $t := v_n\{b(\theta) - b(\theta_0)\} + v_n\{b(\theta_0) - S_n\}$; if Assumptions 1-6 are satisfied, for $0 < \kappa < \infty$, under (i), with $p > \kappa$, or (ii) above,*

$$\int (1 + |t|^\kappa) |\widetilde{\pi}(t|S_n) - \varphi_d(t|B_0)| dt = o_p(1).$$

Proof of Corollary 4. Define $M_n(\theta) := \{v_n^2 A_n(\theta)^\top A_n(\theta)\}^{-1}$, $M_0(\theta) := \{B(\theta)^\top B(\theta)\}^{-1}$, and $M_0 := M_0(\theta_0)$. Consider the decomposition

$$v_n\{\widehat{b}_n(\theta) - S_n\}^\top M_n(\theta) v_n\{\widehat{b}_n(\theta) - S_n\} = v_n\{b(\theta) - S_n\}^\top M_n(\theta) v_n\{b(\theta) - S_n\} + R_n(\theta),$$

where the remainder term $R_n(\theta)$ is given by

$$\begin{aligned} R_n(\theta) &= R_{1n}(\theta) + R_{2n}(\theta), \\ R_{1n}(\theta) &= v_n\{S_n - b(\theta)\}^\top \{M_n(\theta) - M_0(\theta)\} v_n\{S_n - b(\theta)\} \\ &\quad + v_n\{b(\theta) - \widehat{b}_n(\theta)\}^\top \{M_n(\theta) - M_0(\theta)\} v_n\{b(\theta) - \widehat{b}_n(\theta)\} \\ &\quad - 2v_n\{b(\theta) - \widehat{b}_n(\theta)\}^\top \{M_n(\theta) - M_0(\theta)\} v_n\{S_n - b(\theta)\}, \\ R_{2n}(\theta) &= v_n^2\{b(\theta) - \widehat{b}_n(\theta)\}^\top M_0(\theta) \{b(\theta) - \widehat{b}_n(\theta)\} - 2v_n^2\{b(\theta) - \widehat{b}_n(\theta)\}^\top M_0(\theta) \{S_n - b(\theta)\}. \end{aligned}$$

Apply this decomposition to $\widetilde{\pi}(\theta|S_n)$ and deduce that

$$\begin{aligned} \widetilde{\pi}(\theta|S_n) &\propto \pi(\theta) \int N\{S_n; \widehat{b}_n(\theta), M_n(\theta)\} \left[\prod_{i=1}^m g_n\{S_n(z^i)|\theta\} \right] dS_n(z^1) \cdots dS_n(z^m) \\ &= (2\pi)^{-d/2} |M_n(\theta)|^{1/2} \pi(\theta) \exp \left[-\frac{1}{2} v_n^2 \{S_n - b(\theta)\}^\top M_n(\theta) \{S_n - b(\theta)\} \right] L_n(\theta) K_n^{-1} \end{aligned}$$

where

$$L_n(\theta) := \int \exp \left\{ -\frac{1}{2} R_n(\theta) \right\} \left[\prod_{i=1}^m g_n \{ S_n(z^i) | \theta \} \right] dS_n(z^1) \cdots dS_n(z^m)$$

and

$$K_n := \int |M_n(\theta)|^{1/2} \exp \left[-\frac{1}{2} v_n \{ S_n - b(\theta) \}^\top M_n(\theta) v_n \{ S_n - b(\theta) \} \right] \pi(\theta) L_n(\theta) d\theta.$$

We only sketch rest of the proof as the approach is similar to that of Theorem 4.

Using similar arguments to those in the proof of Theorem 4, we have that

$$\int |t|^\kappa |\tilde{\pi}(t|S_n) - \varphi_d(t|B_0)| dt = (2\pi)^{-d/2} K_n^{-1} J_n,$$

where

$$J_n := \int |t|^\kappa \left| |M_n(t/v_n + S_n)|^{1/2} \exp\{-\omega(t)/2\} \pi(t/v_n + S_n) L_n(t/v_n + S_n) - |M_0|^{1/2} \exp\left(-\frac{1}{2} t^\top M_0 t\right) K_n \right|$$

and $\omega(t) := t^\top M_n(t/v_n + S_n) t$. Note that, $J_n \leq J_{1n} + J_{2n}$, where

$$J_{1n} := \int |t|^\kappa \left| |M_n(t/v_n + S_n)|^{1/2} \exp\{-w(t)/2\} \pi\left(S_n + \frac{t}{v_n}\right) L_n\left(S_n + \frac{t}{v_n}\right) - |M_0|^{1/2} \exp\left\{-\frac{1}{2} t^\top M_0 t\right\} \pi \right|$$

$$J_{2n} := |K_n - \pi(b_0)| \int |t|^\kappa |M_0|^{1/2} \exp\left(-\frac{1}{2} t^\top M_0 t\right) dt$$

Similarly to the proof of Theorem 4, the result follows if $J_{1n} = o_p(1)$, since, taking $\kappa = 0$ implies that

$$|K_n - \pi(b_0)| = o_p(1),$$

ensuring that $J_{2n} = o_p(1)$. The result now follows from Lemma 2, which shows that $J_{1n} = o_p(1)$ under Assumptions 1-6 . \square

Proof of Theorem 2. First, we demonstrate that the result is satisfied if $\tilde{g}_n(S_n|\theta)$ in $\tilde{\alpha}_n$ is replaced with the idealized counterpart $g_n(S_n|\theta)$, which yields the acceptance rate

$$\alpha_n \asymp \frac{1}{v_n^d} \int q_n(\theta) g_n(S_n|\theta) d\theta.$$

From the posterior concentration of $\pi(\theta|S_n)$ obtained in Theorem 1 and the restrictions on the proposal in Assumption 7, the acceptance probability α_n can be rewritten as, for some $\delta_n = o(1)$ with $v_n \delta_n \rightarrow \infty$,

$$\alpha_n \asymp \int \mathbb{I}[|\theta - \theta_0| \leq \delta_n] q_n(\theta) g_n(S_n|\theta) / v_n^d d\theta + o_p(1).$$

Following arguments mirroring those in the proof of Theorem 4,

$$g_n(S_n|\theta) / v_n^d = (2\pi)^{-\frac{d}{2}} |v_n A_n \{t(\theta)/v_n + S_n\}|^{-1} \times \exp \left(-\frac{1}{2} [\{v_n A_n \{t(\theta)/v_n + S_n\}\}^{-1} t(\theta)]^\top [\{v_n A_n \{t(\theta)/v_n + S_n\}\}^{-1} t(\theta)] \right)$$

where $t(\theta) := v_n\{b(\theta) - S_n\}$ and, for any $\delta_n = o(1)$, on the set $\{\theta \in \Theta : |t(\theta)| \leq \delta_n v_n\}$,

$$g_n(S_n|\theta)/v_n^d = (2\pi)^{-\frac{d}{2}} |M_0|^{1/2} \exp\{-t^\top(\theta)M_0 t(\theta)/2\},$$

up to a negligible $o_p(|t(\theta)|^2)$ term (see the proof of Lemma A1 for details). Note that

$$t(\theta) = Z_n + \nabla b(\theta_0)v_n(\theta - \theta_0) + o(|v_n(\theta - \theta_0)|), \text{ where } Z_n := v_n\{b(\theta_0) - S_n\},$$

and, from the definition of the proposal, we can further restrict θ to the set

$$\{\theta \in \Theta : |v_n(\theta - \theta_0)| \leq \delta_n v_n\} \cap \{\theta \in \Theta : \theta = \mu_n + \sigma_n X\},$$

with $\mathbb{E}[X] = 0$, $\mathbb{E}[|X|^2] < \infty$. On this set

$$t(\theta) = v_n\{b(\theta) - S_n\} + \nabla b(\theta_0)v_n(\theta - \theta_0) + o(1),$$

so that up to an $o(1)$ term,

$$g_n(S_n|\theta)/v_n^d = (2\pi)^{-\frac{d}{2}} |M_0|^{1/2} \exp[-\{Z_n + \nabla b(\theta_0)v_n(\theta - \theta_0)\}^\top M_0 \{Z_n + \nabla b(\theta_0)v_n(\theta - \theta_0)\}/2]. \quad (11)$$

Define $r_n := v_n\sigma_n$, $c_n^\mu := \sigma_n^{-1}(\mu_n - S_n)$, and apply equation (11) along with the change of variables $\theta \mapsto t = v_n(\theta - \theta_0)$ to obtain

$$\begin{aligned} \alpha_n &= \int \mathbb{I}[|\theta - \theta_0| \leq v_n\delta_n] q_n(\theta) g_n(S_n|\theta)/v_n^d d\theta \\ &= \frac{|M_0|^{1/2}}{(2\pi)^{d/2}} \int_{|t| \leq v_n\delta_n} r_n^{-1} q(t/r_n - c_n^\mu) \exp[-\{Z_n + \nabla b(\theta_0)t\}^\top M_0 \{Z_n + \nabla b(\theta_0)t\}/2] dt, \end{aligned}$$

where the second equality makes use of the location-scale nature of the proposal. For $\delta_n v_n \rightarrow \infty$, $T_\delta := \{t : |t| \leq \delta_n v_n\} \rightarrow \mathbb{R}^{d_\theta}$. Define $x(t) := t/r_n - c_n^\mu$ and the set $x(A) := \{x : x = x(t) \text{ for some } t \in A\}$. Then, by construction $x(T_\delta)$ also converges to \mathbb{R}^{d_θ} . Applying the change of variable $t \mapsto x$ then yields

$$\alpha_n = \frac{|M_0|^{1/2}}{(2\pi)^{d/2}} \int_{x(T_\delta)} r_n^{-1} q(x) \exp\{-r_n^2(x + c_n^\mu + Z_n/r_n)^\top M_0(x + c_n^\mu + Z_n/r_n)/2\} dx. \quad (12)$$

Applying Assumption 7 part (i) yields

$$\underline{\alpha}_n \leq \alpha_n \leq \overline{\alpha}_n,$$

where

$$\begin{aligned} \overline{\alpha}_n &= \frac{\overline{M}}{r_n} \frac{|M_0|^{1/2}}{(2\pi)^{d/2}} \int_{x(T_\delta)} \exp\{-r_n^2(x + c_n^\mu + Z_n/r_n)^\top M_0(x + c_n^\mu + Z_n/r_n)/2\}, \\ \underline{\alpha}_n &= \frac{\exp(-Z_n^\top M_0 Z_n/2)}{r_n} \frac{|M_0|^{1/2}}{(2\pi)^{d/2}} \int_{x(T_\delta)} q(x) \exp\{-r_n^2(x + c_n^\mu)^\top M_0(x + c_n^\mu)/2\} \end{aligned}$$

By Assumption 7 part (ii), $r_n \rightarrow c_\sigma > 0$, and by Assumption 1, $Z_n/r_n = O_p(1)$. Therefore, for Z denoting a random variable whose distribution is the same as the limiting distribution of Z_n , by the dominated convergence theorem and Assumption 7 part (iii)

$$\begin{aligned}\bar{\alpha}_n &\rightarrow \frac{\bar{M}}{r_0} \frac{|M_0|^{1/2}}{(2\pi)^{d/2}} \int_{\mathbb{R}^d} \exp \{ -r_0 (x + c^\mu)^\top M_0 (x + c^\mu) / 2 \}, \\ \underline{\alpha}_n &\rightarrow \frac{\exp(-Z^\top M_0 Z / 2)}{r_0} \frac{|M_0|^{1/2}}{(2\pi)^{d/2}} \int_{\mathbb{R}^d} q(x) \exp \{ -r_0^2 (x + c^\mu)^\top M_0 (x + c^\mu) / 2 \},\end{aligned}$$

in distribution as $n \rightarrow \infty$, where c^μ denotes a random variable whose distribution is the same as the limiting distribution of $\sigma_n^{-1}(\mu_n - S_n)$ and $r_0 = \lim_n r_n$. By Assumption 7 part (ii) c^μ is finite except on sets of measure zero, which ensure that $\bar{\alpha}_n = \Xi_p(1)$ and $\underline{\alpha}_n = \Xi_p(1)$. Since the above limits are $\Xi_p(1)$, we have that $\alpha_n = \Xi_n(1)$.

To deduce the stated result, we first bound $|\tilde{\alpha}_n - \alpha_n|$ as

$$\begin{aligned}\left| \int q_n(\theta) \tilde{g}_n(S_n|\theta) d\theta - \int q_n(\theta) g_n(S_n|\theta) d\theta \right| &\leq \int q_n(\theta) \{k_n(\theta)/m\} g_n(S_n|\theta) d\theta \\ &= m^{-1} \int \pi(\theta) g_n(S_n|\theta) d\theta \int \frac{q_n(\theta)}{\pi(\theta)} k_n(\theta) \pi(\theta|S_n) d\theta,\end{aligned}$$

where the first inequality follows from equation (14) in the proof of Theorem 3, and the equality follows from reorganizing terms. Define $h_n(\theta) := q_n(\theta)/\pi(\theta)$ and obtain

$$\begin{aligned}\int \frac{q_n(\theta)}{\pi(\theta)} k_n(\theta) \pi(\theta|S_n) d\theta &= \int h_n(\theta) k_n(\theta) \pi(\theta|S_n) d\theta \leq \left[\int h_n^2(\theta) \pi(\theta|S_n) d\theta \right]^{1/2} \left[\int k_n^2(\theta) \pi(\theta|S_n) d\theta \right]^{1/2} \\ &\leq O_p(1) \left[\int |\theta|^{2\kappa} \pi(\theta|S_n) d\theta \right]^{1/2} \\ &\leq O_p(1),\end{aligned}$$

where the first inequality follows from Cauchy-Schwartz, the second from Assumption 7 part (iv) and Assumption 8 part (ii), while similar arguments to that in the proof of Theorem 4 show that $\int |\theta|^{2\kappa} \pi(\theta|S_n) d\theta = O_p(1)$. Consequently,

$$|\tilde{\alpha}_n - \alpha_n| = \left| \int q_n(\theta) \tilde{g}_n(S_n|\theta) d\theta - \int q_n(\theta) g_n(S_n|\theta) d\theta \right| = O_p(1/m)$$

and the stated result follows from the behavior of α_n obtained in the first part of the result. \square

Proof of Theorem 3. Define $Q_n(\theta) := \{b(\theta) - S_n\}' M_n(\theta) \{b(\theta) - S_n\}$, $M_n^{-1}(\theta) = A_n(\theta)^\top A_n(\theta)$, and defin

$$\hat{Q}_n(\theta) := \left\{ \hat{b}_n(\theta) - S_n \right\}' M_n(\theta) \left\{ \hat{b}_n(\theta) - S_n \right\}, \text{ where } \hat{b}_n(\theta) := \sum_{i=1}^m S_n(z^i)/m.$$

We first demonstrate that, uniformly over Θ ,

$$\mathbb{E} \left[\exp \left\{ \hat{Q}_n(\theta) \right\} \mid \theta, S_n \right] \leq \exp \{ Q_n(\theta) \} \left\{ 1 + O \left(\frac{k_n(\theta)}{m} \right) \right\}. \quad (13)$$

The result in equation (13) follows from Lemma 3, which follows as a by-product of Theorem 2.1 in Hsu et al. (2012). To be as self-contained as possible, we give (and prove) an explicit version of the result in Lemma 3.

We apply Lemma 3 with $x = \sum_{i=1}^m \{S_n(z^i) - S_n\}/m$, and $M = M_n(\theta)$. By Assumption 8, and properties of quadratic forms,

$$\mathbb{E}[\|Ax\|^2] = \text{Tr}[A^\top A \cdot \text{Cov}(x)] + \mu^\top A^\top A \mu \leq \text{Tr}[M_n(\theta)]k(\theta)/m + \mu^\top M_n(\theta)\mu,$$

where the inequality follows from Assumption 8(i), and where $\mu = \mathbb{E}[S_n(z^i) - S_n] = b(\theta) - S_n$.

Consider the restriction on η required by Lemma 3, which in this case is valid for η such that $0 \leq \eta < 1/[2k(\theta)/m\|M_n(\theta)\|_\infty]$. However, by Assumption 2 (ii), there exists constants c_1, c_2 such that, for all $\theta \in \Theta$, $0 < c_1 \leq \|M_n(\theta)\|_F \leq c_2 < \infty$, where $\|\cdot\|_F$ denotes the Frobenius norm. Since the dimension of $M_n(\theta)$ is fixed, this implies that $0 < \|M_n(\theta)\|_\infty \leq \|M_n(\theta)\|_F < c_2$. In addition, under Assumption 7, $k(\theta)/m = o(1)$ is finite, as $n \rightarrow \infty$, for all values of θ such that $|\theta| < \infty$. Therefore, it is without loss of generality to take $\eta = 1$ for n large enough, uniformly over θ .

Take $\eta = 1$, use the fact that $1 - 2\|M_n(\theta)\|_\infty k(\theta)/m = 1 + o(1)$ as $n \rightarrow \infty$, and apply the result of Lemma 3 to obtain

$$\log \{\mathbb{E}[\exp(\|Ax\|^2)]\} \leq \text{Tr}[M_n(\theta)]k(\theta)/m + \frac{\|A\mu\|^2}{[1 + o(1)]} + O\left(\frac{\text{Tr}[M_n(\theta)^2]k^2(\theta)/m^2}{1 + o(1)}\right).$$

Since $\mu = \{b(\theta) - S_n\}$, the numerator of the second term in the above equation is equivalent to

$$\mu^\top A^\top A \mu = \{b(\theta) - S_n\}^\top M_n(\theta) \{b(\theta) - S_n\} \equiv Q_n(\theta),$$

and the stated result in equation (13) follows.

Now, apply (13) to obtain

$$|\tilde{g}_n(S_n|\theta) - g_n(S_n|\theta)| \leq g_n(S_n|\theta) [1 + O\{k_n(\theta)/m\}], \quad (14)$$

so that

$$\begin{aligned} \left| \int \tilde{g}_n(S_n|\theta) \pi(\theta) d\theta - \int g_n(S_n|\theta) \pi(\theta) d\theta \right| &\leq \int_{\Theta} |\tilde{g}_n(S_n|\theta) - g_n(S_n|\theta)| \pi(\theta) d\theta \\ &\lesssim \frac{1}{m} \int k_n(\theta) g_n(S_n|\theta) \pi(\theta) d\theta \\ &= \frac{1}{m} \int g_n(S_n|\theta) \pi(\theta) d\theta \int k_n(\theta) \pi(\theta|S_n) d\theta, \end{aligned}$$

where the second line follows from equation (14), and reorganizing terms.

The proof of Theorem 1 demonstrates that $\int_{\Theta} g_n(S_n|\theta) \pi(\theta) d\theta = O(1)$, and we can apply Assumption (8) (ii) to deduce

$$\left| \int \tilde{g}_n(S_n|\theta) \pi(\theta) d\theta - \int g_n(S_n|\theta) \pi(\theta) d\theta \right| \lesssim \frac{1}{m} \int |\theta|^\kappa \pi(\theta|S_n) d\theta.$$

Apply the change of variable $\theta \mapsto b$, where $b = b(\theta)$, to obtain

$$\frac{1}{m} \int |\theta|^\kappa \pi(\theta|S_n) d\theta = \frac{1}{m} \int |b|^\kappa \pi(b|S_n) db.$$

Now, for $t := v_n(b - S_n)$

$$\begin{aligned} |b|^\kappa &\leq |b - S_n|^\kappa + |S_n|^\kappa = |v_n(b - S_n)/v_n|^\kappa + |S_n|^\kappa \\ &\leq v_n^{-\kappa}|t|^\kappa + |S_n|^\kappa. \end{aligned}$$

Apply the change of variables $b \mapsto t = v_n(b - S_n)$ and the above inequality to obtain

$$\begin{aligned} \frac{1}{m} \int |b|^\kappa \pi(b|S_n) db &\leq v_n^{-\kappa} m^{-1} \int |t|^\kappa \pi(t|S_n) dt + \frac{1}{m} |S_n|^\kappa \int \pi(t|S_n) dt \\ &= v_n^{-\kappa} m^{-1} \int |t|^\kappa \pi(t|S_n) dt + \frac{|S_n|^\kappa}{m}. \end{aligned} \quad (15)$$

Similar arguments to those in the proof of Theorem 4 yield

$$\begin{aligned} \int |t|^\kappa \pi(t|S_n) dt &\leq \int |t|^\kappa |\pi(t|S_n) - \varphi_d(t|B_0)| dt + \int |t|^\kappa \varphi_d(t|B_0) dt \\ &= o_p(1) + O(1), \end{aligned} \quad (16)$$

where the second term is $O(1)$ due to the Gaussian density $\varphi_d(t|B_0)$ (the first term is $o_p(1)$ by Theorem 1). Applying equation (16) into equation (15) yields

$$\frac{1}{m} \int |b|^\kappa \pi(b|S_n) db \leq O(1/v_n^\kappa m) + o_p(1/v_n^\kappa m) + |S_n|^\kappa/m. \quad (17)$$

By Assumption 1, $S_n \rightarrow_p b_0$ and $|S_n| = O_p(1)$, so that $|S_n|^\kappa/m = O_p(1/m)$ and we conclude that

$$\left| \int \tilde{g}_n(S_n|\theta) \pi(\theta) d\theta - \int g_n(S_n|\theta) \pi(\theta) d\theta \right| \leq \int |\tilde{g}_n(S_n|\theta) - g_n(S_n|\theta)| \pi(\theta) d\theta = O_p(1/m). \quad (18)$$

The remainder of the result follows the same lines as the proof of Theorem 1 in Quiroz et al. (2019). In particular, from equation (18) it follows that

$$\frac{\left| \int \tilde{g}_n(S_n|\theta) \pi(\theta) d\theta - \int g_n(S_n|\theta) \pi(\theta) d\theta \right|}{\int g_n(S_n|\theta) \pi(\theta) d\theta} = O_p(1/m), \quad (19)$$

and so

$$\frac{\int \tilde{g}_n(S_n|\theta) \pi(\theta) d\theta}{\int g_n(S_n|\theta) \pi(\theta) d\theta} = 1 + O_p(1/m) \text{ and } \frac{\int g_n(S_n|\theta) \pi(\theta) d\theta}{\int \tilde{g}_n(S_n|\theta) \pi(\theta) d\theta} = 1 + O_p(1/m).$$

Decompose $\{\tilde{\pi}(\theta|S_n) - \pi(\theta|S_n)\}$ as follows:

$$\begin{aligned} \{\tilde{\pi}(\theta|S_n) - \pi(\theta|S_n)\} &= \frac{\tilde{g}_n(S_n|\theta) \pi(\theta)}{\int \tilde{g}_n(S_n|\theta) \pi(\theta) d\theta} - \frac{g_n(S_n|\theta) \pi(\theta)}{\int g_n(S_n|\theta) \pi(\theta) d\theta} \\ &= \{\tilde{g}_n(S_n|\theta) - g_n(S_n|\theta)\} \frac{\pi(\theta)}{\int g_n(S_n|\theta) \pi(\theta) d\theta} \frac{\int g_n(S_n|\theta) \pi(\theta) d\theta}{\int \tilde{g}_n(S_n|\theta) \pi(\theta) d\theta} \\ &\quad - g_n(S_n|\theta) \pi(\theta) \left(\frac{1}{\int g_n(S_n|\theta) \pi(\theta) d\theta} - \frac{1}{\int \tilde{g}_n(S_n|\theta) \pi(\theta) d\theta} \right), \end{aligned}$$

and apply the triangle inequality to obtain

$$\begin{aligned} |\tilde{\pi}(\theta|S_n) - \pi(\theta|S_n)| &\leq |\tilde{g}_n(S_n|\theta) - g_n(S_n|\theta)| \frac{\pi(\theta)}{\int \tilde{g}_n(S_n|\theta)\pi(\theta)d\theta} \\ &\quad + \frac{|\int \tilde{g}_n(S_n|\theta)\pi(\theta)d\theta - \int g_n(S_n|\theta)\pi(\theta)d\theta|}{\int \tilde{g}_n(S_n|\theta)\pi(\theta)d\theta} \pi(\theta|S_n). \end{aligned}$$

Integrate both sides and apply equations (18) and (19)

$$\begin{aligned} \int_{\Theta} |\tilde{\pi}(\theta|S_n) - \pi(\theta|S_n)| d\theta &\leq \frac{1}{\int \tilde{g}_n(S_n|\theta)\pi(\theta)d\theta} \int |\tilde{g}_n(S_n|\theta) - g_n(S_n|\theta)| \pi(\theta)d\theta \\ &\quad + \frac{|\int \tilde{g}_n(S_n|\theta)\pi(\theta)d\theta - \int g_n(S_n|\theta)\pi(\theta)d\theta|}{\int \tilde{g}_n(S_n|\theta)\pi(\theta)d\theta} \\ &\leq \frac{\int g_n(S_n|\theta)\pi(\theta)d\theta}{\int \tilde{g}_n(S_n|\theta)\pi(\theta)d\theta} O_p\left(\frac{1}{m}\right) + O_p(1/m) \\ &= O_p\left(\frac{1}{m}\right). \end{aligned}$$

□

Lemmas

The following definitions are used throughout this section: $M_n(\theta) := [v_n^2 A_n(\theta)^\top A_n(\theta)]^{-1} \equiv [B_n(\theta)^\top B_n(\theta)]^{-1}$ and $M_0 := [B(\theta_0)^\top B(\theta_0)]^{-1} \equiv [B_0^\top B_0]^{-1}$.

Lemma 1. *If Assumptions 1-4 are satisfied, and $\int |\theta|^\kappa \pi(\theta) d\theta = O(1)$, then*

$$J_{1n} := \int |t|^\kappa |M_n(t/v_n + S_n)|^{1/2} \exp\{-\omega(t)/2\} \pi(t/v_n + S_n) - |M_0|^{1/2} \exp\{-t^\top M_0 t/2\} \pi(b_0) dt \xrightarrow{P_n^0} 0.$$

Proof: For any $\delta = o(1)$ and $|t| \leq v_n \delta$,

$$\omega(t) := t^\top M_n\left(\frac{t}{v_n} + S_n\right) t = t^\top M_0 t + t^\top \left\{ M_n\left(\frac{t}{v_n} + S_n\right) - M_0 \right\} t.$$

The second term on the right-hand side above is $o_P(|t|^2)$ from the definition of $t = v_n(b - S_n)$, Assumption 2, i.e., $\|M_n(b) - M(b)\| = o_p(1)$, and the convergence in Assumption 1. Hence,

$$\omega(t) = t^\top M_0 t + o_P(|t|^2).$$

We now split the integral for J_{1n} into the three regions for some $0 < h < \infty$ and $\delta > 0$,

1. Region 1: $\{t : |t| \leq h\}$;
2. Region 2: $\{t : h < |t| \leq \delta v_n\}$;
3. Region 3: $\{t : |t| \geq \delta v_n\}$.

Region 1: The following two equations hold in this region,

$$\sup_{|t| \leq h} |\pi(S_n + t/v_n) - \pi(b_0)| = o_p(1), \quad \text{and} \quad \sup_{|t| \leq h} \|M_n(S_n + t/v_n) - M_0\| = o_p(1).$$

The first equation follows from Assumption 4 and because $S_n = b_0 + o_p(1)$ by Assumption 1. The second follows from Assumption 2. Hence $J_{1n} = o_p(1)$ from these equivalences and the dominated convergence theorem.

Region 2: If h is large enough and $\delta = o(1)$ then $\sup_{h \leq |t| \leq \delta v_n} \|M_n(S_n + t/v_n) - M_0\| = o_p(1)$. Therefore, $J_{1n} \leq \tilde{J}_{1n}$ by collecting terms, where

$$\tilde{J}_{1n} := \int_{h \leq |t| \leq \delta v_n} |t|^\kappa \varphi(t|B_0) \left| \exp\{-o_P(|t|^2)\} \pi(t/v_n + S_n) - \pi(b_0) \right| dt.$$

Hence, $\tilde{J}_{1n} \leq C_{1n} + C_{2n} + C_{3n}$, where

$$\begin{aligned} C_{1n} &:= \int_{h \leq |t| \leq \delta v_n} |t|^\kappa \varphi(t|B_0) \sup_{|t| \leq h} \left| \exp\{-o_p(1)|t|^2\} \pi\left(S_n + \frac{t}{v_n}\right) - \pi(b_0) \right| dt \\ C_{2n} &:= \int_{h \leq |t| \leq \delta v_n} |t|^\kappa \varphi(t|B_0) \exp\{-o_p(|t|^2)\} \pi\left(S_n + \frac{t}{v_n}\right) dt \\ C_{3n} &:= \pi(b_0) \int_{h \leq |t| \leq \delta v_n} |t|^\kappa \varphi(t|B_0) dt. \end{aligned}$$

Since, $C_{1n} = o_p(1)$ for any fixed h , we obtain that $C_{1n} = o_p(1)$ for $h \rightarrow \infty$, by the dominated convergence theorem. Now, note that

(i) For any finite $\kappa > 0$ there exists some h' large enough such that for all $h > h'$, and $|t| \geq h$

$$|t|^\kappa \exp(-t^\top M_0 t) = O(1/h).$$

(ii) If $\delta = o(1)$, then

$$\pi(S_n + t/v_n) = \pi(b_0) + o_p(1),$$

because $S_n \rightarrow_p b_0$ (consistency) and $\pi(\cdot)$ is continuous. Then, the term $C_{3n} = o_p(1)$ by (i) and the term $C_{2n} = o_p(1)$ by (i) and (ii).

Region 3: For δv_n large, then

$$\int_{|t| \geq \delta v_n} |t|^\kappa \varphi(t|B_0) \pi(b_0) dt = o(1).$$

Consider

$$\begin{aligned} \tilde{J}_{1n} &:= \int_{|t| \geq \delta v_n} |t|^\kappa |M_n(t/v_n + S_n)|^{1/2} \exp\{-\omega(t)/2\} \pi(t/v_n + S_n) dt, \\ &= v_n^{d+\kappa} \int_{|b-S_n| \geq \delta} |b-S_n|^\kappa |M_n(b)|^{1/2} \exp\{Q_n(b)\} \pi(b) db, \end{aligned}$$

by using the change of variables $b = S_n + t/v_n$, and with $Q_n(b) := -\{v_n(b - S_n)\}^\top M_n(b) \{v_n(b - S_n)\} / 2$,

$$\tilde{J}_{1n} = \exp\{Q_n(b_0)\} v_n^{d+\kappa} \int_{|b-S_n| \geq \delta} |b - S_n|^\kappa |M_n(b)|^{1/2} \exp\{Q_n(b) - Q_n(b_0)\} \pi(b) db.$$

We note that $\exp\{Q_n(b_0)\} = O_p(1)$ because $Q_n(b_0) = O_p(1)$ by Assumption 1. Furthermore, for any $\delta > 0$, there exists some $\epsilon > 0$ such

$$\lim_{n \rightarrow \infty} P_n^0 \left[\sup_{|b-b_0+O(1/v_n)| \geq \delta} \frac{1}{v_n^2} \{Q_n(b) - Q_n(b_0)\} \leq -\epsilon \right] = 1,$$

from Assumption 1 and the continuity of the map $b \mapsto Q_n(b)$, so that

$$\lim_{n \rightarrow \infty} P_n^0 \left[\sup_{|b-b_0+O(1/v_n)| \geq \delta} \exp\{Q_n(b) - Q_n(b_0)\} \leq \exp(-\epsilon v_n^2) \right] = 1.$$

Apply the above conclusion to obtain

$$\tilde{J}_{1n} \lesssim \exp(-\epsilon v_n^2) v_n^{d+\kappa} \int_{|b-S_n| \geq \delta} |b - S_n|^\kappa \pi(b) db,$$

using the uniform convergence of $M_n(b)$ and the boundedness of $\|M(b)\|$ in Assumption 2. Deduce that

$$\begin{aligned} \exp(-\epsilon v_n^2) v_n^{d+\kappa} \int_{|b-S_n| \geq \delta} |b - S_n|^\kappa \pi(b) db &\lesssim \exp(-\epsilon v_n^2) v_n^{d+\kappa} \int_{|b-b_0| \geq \delta} |b - b_0|^\kappa \pi(b) db + o_p(1) \\ &\leq \exp(-\epsilon v_n^2) v_n^{d+\kappa} \int |b - b_0|^\kappa \pi(b) db + o_p(1) \\ &\lesssim \exp(-\epsilon v_n^2) v_n^{d+\kappa} + o_p(1). \end{aligned}$$

by applying Assumption 1, the dominated convergence theorem and the assumption that $\int |\theta| \pi(\theta) d\theta = O(1)$. \square

Lemma 2. *If Assumptions 1-6 are satisfied, with Assumption 6(i) satisfied for some $p > \kappa$, and if $m(n) := \lceil C_0 v_n^\gamma \rceil$, for some C_0 and any $\gamma > 0$, then $J_{1n} = o_p(1)$, where*

$$J_{1n} := \int |t|^\kappa \left| |M_n(t/v_n + S_n)|^{1/2} \exp\{-w(t)/2\} \pi(S_n + t/v_n) L_n(S_n + t/v_n) - |M_0|^{1/2} \exp\{-t^\top M_0 t/2\} \pi(b_0) \right| dt$$

Proof. By Assumption 5, for any $i \in \{1, \dots, m\}$,

$$\frac{v_n}{m} \{S_n(z^i) - b(\theta)\} \Rightarrow N\{0, V(\theta)/m^2\}$$

so that taking $m = \lceil C v_n^\gamma \rceil$ for some C and $\gamma > 0$, it follows that

$$\frac{v_n}{m} \{\widehat{b}_n(\theta) - b(\theta)\} \rightarrow_p 0.$$

Applying the change of variables $x_i := v_n \{S_n(z^i) - b(\theta)\}$, $i = 1, \dots, m$, in the remainder terms $R_{1n}(t)$ and $R_{2n}(t)$, with

$$\begin{aligned} R_{1n}(t) &= t^\top \{M_n(t/v_n + S_n) - M_0(t/v_n + S_n)\} t + \bar{x}_m^\top \{M_n(t/v_n + S_n) - M_0(t/v_n + S_n)\} \bar{x}_m \\ &\quad - 2\bar{x}_m^\top \{M_n(t/v_n + S_n) - M_0(t/v_n + S_n)\} t, \\ &= o_p(|t|^2) + o_p(|\bar{x}_m|^2) - o_p(|\bar{x}_m||t|) \\ R_{2n}(t) &= \bar{x}_m^\top M_0(t/v_n + S_n) \bar{x}_m - 2\bar{x}_m^\top M_0(t/v_n + S_n) t \\ &= O_p(|\bar{x}_m|^2) - O_p(|\bar{x}_m||t|), \end{aligned}$$

where $\bar{x}_m := \sum_{i=1}^m x_i/m$.

Therefore,

$$R_n(t) = R_{1n}(t) + R_{2n}(t) = o_p(|t|^2) + \{1 + o_p(1)\} \{O_p(|\bar{x}_m|^2) - O_p(|t||\bar{x}_m|)\}.$$

Apply the above decomposition to $L_n(t)$ and obtain

$$\begin{aligned} L_n(t) &:= \int \exp\left(-\frac{1}{2}R_n(t)\right) \left[\prod_{i=1}^m g_n\{S_n(\mathbf{z}^i) | t\}\right] dS_n(z^1) \cdots dS_n(z^m) \\ &= \int \exp\left(-[o_p(|t|^2) + \{1 + o_p(1)\} \{O_p(|\bar{x}_m|^2) - O_p(|t||\bar{x}_m|)\}]\right) \left\{\prod_{i=1}^m g_n^{x_i}(x_i | t/v_n)\right\} dx_1 \cdots dx_m \end{aligned}$$

We now use the above calculation to show that $J_{1n} = o_p(1)$. Following the proof of lemma 1, we break the calculation into the same three regions as before.

Region 1: From the proof of Lemma 1 we know that the following two inequalities hold,

$$\sup_{|t| \leq h} |\pi(S_n + t/v_n) - \pi(b_0)| = o_p(1) \quad \text{and} \quad \sup_{|t| \leq h} \|M_n(S_n + t/v_n) - M_0\| = o_p(1).$$

Similarly,

$$L_n(S_n + t/v_n) \lesssim \exp\{-o_p(|t|^2 + |t|/m) - O_p(1/m^2) + O_p(|S_n + t/v_n|/m)\},$$

for some n large enough. Hence, as $n \rightarrow \infty$ (implying $m = m(n) \rightarrow \infty$)

$$\sup_{|t| \leq h} |L_n(S_n + t/v_n) - 1| = o_p(1).$$

The result now follows from the dominated convergence theorem.

Region 2: If $\delta = o(1)$, then

$$\sup_{|t| \leq \delta v_n} \|M_n(S_n + t/v_n) - M_0\| = o_p(1),$$

from Assumptions 1 and 2 and the definition of t . We now obtain $J_{1n} \leq \tilde{J}_{1n}$, for some $m(n)$ large enough, where

$$\tilde{J}_{1n} := \int_{h \leq |t| \leq \delta v_n} |t|^\kappa \varphi(t | B_0) \left| \exp\{-o_p(|t|^2 + |t|/m) - O_p(1/m^2) - O_p(|S_n + t/v_n|/m)\} \pi(t/v_n + S_n) - \pi(b_0) \right| dt$$

by using the remainder term expression and the form of $L_n(\cdot)$. Hence, $\tilde{J}_{1n} \leq C_{1n} + C_{2n} + C_{3n}$ for $h \rightarrow \infty$, where

$$\begin{aligned} C_{1n} &:= \int_{h \leq |t| \leq \delta v_n} |t|^\kappa \varphi(t|B_0) \sup_{|t| \leq h} \left| \exp \left\{ -o_p(|t|^2 + |t|/m) + O_p(m^{-2} - m^{-1}|S_n + t/v_n|) \right\} \pi \left(S_n + \frac{t}{v_n} \right) - \pi \right. \\ C_{2n} &:= \int_{h \leq |t| \leq \delta v_n} |t|^\kappa \varphi(t|B_0) \exp \left\{ -o_p(|t|^2 + |t|/m) + O_p(m^{-2} - m^{-1}|S_n + t/v_n|) \right\} \pi \left(S_n + \frac{t}{v_n} \right) dt, \\ C_{3n} &:= \pi(b_0) \int_{h \leq |t| \leq \delta v_n} |t|^\kappa \varphi(t|B_0) dt. \end{aligned}$$

The terms C_{1n} and C_{3n} are $o_p(1)$ using the same argument as in the proof of Theorem 4. The term $C_{2n} = o_p(1)$ because

$$|t|^\kappa \exp(-t^\top M_0 t) \exp(|b_0 + t/v_n|/m - o_p(1/m)) = O_p(1/h)$$

for any $0 < \kappa < \infty$ and h and m large enough.

Region 3: Similarly to the the proof of Lemma 1, it is only necessary to consider

$$\begin{aligned} \tilde{J}_{1n} &:= \int_{|t| \geq \delta v_n} |t|^\kappa |M_n(t/v_n + S_n)|^{1/2} \exp \{-\omega(t)/2\} \times \\ &\quad \exp \left\{ -o_p(|t|^2 + |t|/m) + O_p(m^{-2} - m^{-1}|S_n + t/v_n|) \right\} \pi(t/v_n + S_n) dt. \end{aligned}$$

Following the proof for Region 3 in Lemma 1, for δv_n large, and neglecting terms whose order does not affect the calculation,

$$\tilde{J}_{1n} \asymp \exp \{Q_n(b_0)\} v_n^{d+\kappa} \int_{|b-S_n| \geq \delta} |b-S_n|^\kappa |M_n(b)|^{1/2} \exp \{Q_n(b) - Q_n(b_0)\} \exp \left\{ \frac{v_n}{m} |b-S_n| \right\} \pi(b) db,$$

recalling that $Q_n(b) = -v_n^2 [b-S_n]^\top M_n(b) [b-S_n]/2$. From Assumption 1 and the continuity of the map $b \mapsto Q_n(b)$, for any $\delta > 0$, there exists some $\epsilon > 0$ such that

$$\lim_{n \rightarrow \infty} P_n^0 \left[\sup_{|b-b_0+O_p(1/v_n)| \geq \delta} \exp \{Q_n(b) - Q_n(b_0)\} \leq \exp(-\epsilon v_n^2) \right] = 1.$$

Now follow the arguments in Lemma 1 to obtain

$$\begin{aligned} \tilde{J}_{1n} &\lesssim \exp \{Q_n(b_0)\} v_n^{d+\kappa} \int_{|b-S_n| \geq \delta} |b-S_n|^\kappa |M_n(b)|^{1/2} \exp \{Q_n(b) - Q_n(b_0)\} \exp \left\{ \frac{v_n}{m} |b-S_n| \right\} \pi(b) db, \\ &\lesssim \exp \{-\epsilon v_n^2\} v_n^{d+\kappa} \int_{|b-b_0| \geq \delta} |b-b_0|^\kappa \exp \left\{ \frac{v_n}{m} |b-b_0| \right\} \pi(b) db + o_p(1). \end{aligned}$$

Take $m(n)$ to be the number of simulations. In case (i) of the result, $v_n/m(n) = o(1)$ and

$$\exp \left\{ \frac{v_n}{m(n)} |b-b_0| \right\} = \exp \{o(1)\}.$$

From the prior behavior in Assumption 6(i), for $p > \kappa$, we have

$$\tilde{J}_{1n} \lesssim \exp \{-\epsilon v_n^2\} v_n^{d+\kappa} \int_{|b-b_0| \geq \delta} |b-b_0|^\kappa \exp \{o(|b-b_0|)\} \pi(b) db + o_p(1) = o_p(1).$$

In case (ii) of the result, bound \tilde{J}_{1n} by using the change of variables $x := |b - b_0|$,

$$\begin{aligned}\tilde{J}_{1n} &\lesssim \exp(-\epsilon v_n^2) v_n^{d+\kappa} \int_{x \geq \delta} x^\kappa \exp\left\{\frac{v_n}{m(n)}x\right\} \pi(x) dx + o_p(1) \\ &\leq \exp(-\epsilon v_n^2) v_n^{d+\kappa} \int_{\mathbb{R}_+} x^\kappa \exp\left\{\frac{v_n}{m(n)}x\right\} \pi(x) dx + o_p(1) \\ &= \mathbb{E}_\Pi[q_n(X)],\end{aligned}$$

where

$$q_n(x) := x^\kappa \exp\left\{\frac{v_n}{m(n)}x\right\},$$

is an increasing function of x for fixed n , and $q_n(0) = 0$ for any n . We assume, for now, that $q_n(x)$ is integrable. We will show later that this condition is satisfied under the specific requirements on $m(n)$ and Assumption 6(ii).

We consider the two cases $\kappa = 0$ and $\kappa > 0$ separately.

Case 1: When $\kappa = 0$, the integral in question simplifies to

$$\mathbb{E}_\Pi[q_n(X)] := \int_{\mathbb{R}_+} \exp\left(\frac{v_n}{m}x\right) \pi(x) dx.$$

Apply integration by parts and the alternative expectation formula to deduce that

$$\mathbb{E}_\Pi[q_n(X)] = \int_0^\infty \frac{d}{dt} q_n(t) \Pi(X > t) dt = \frac{v_n}{m} \int_0^\infty \exp\left(\frac{v_n}{m}t\right) \cdot \Pi(X > t) dt.$$

Apply Assumption 6(ii) to obtain

$$\frac{v_n}{m} \int_0^\infty \exp\left(\frac{v_n}{m}t\right) \cdot \Pi(X > t) dt \lesssim \frac{v_n}{m} \int_0^\infty \exp\left(\frac{v_n}{m}t - t^2\tau/2\right) dt.$$

For fixed n , the integral on the RHS of the above has the analytical solution,

$$\int_0^\infty \exp\left\{\frac{v_n}{m}t - t^2\tau/2\right\} dt = \sqrt{\frac{\pi}{\tau}} \exp\left\{\left(\frac{v_n}{m}\right)^2/\tau\right\} \left(\operatorname{erf}\left\{\frac{v_n/m}{2\sqrt{\tau}}\right\} + 1\right),$$

where $\operatorname{erf}(x)$ is the error function. Applying this solution for $\mathbb{E}_\Pi[q_n(X)]$, we obtain

$$\tilde{J}_{1n} \lesssim \exp\{-\epsilon v_n^2\} v_n^{d+\kappa} \frac{v_n}{m} \sqrt{\frac{\pi}{\tau}} \exp\left\{\left(\frac{v_n}{m}\right)^2/\tau\right\} \left(\operatorname{erf}\left\{\frac{v_n/m}{2\sqrt{\tau}}\right\} + 1\right) + o_p(1).$$

Since $\operatorname{erf}(x) \leq 1$ for all x , and since $m \asymp v_n^\gamma$,

$$\tilde{J}_{1n} \lesssim \exp\{-\epsilon v_n^2 + v_n^{2-2\gamma}/\tau\} v_n^{d+\kappa+1-\gamma} + o_p(1).$$

Now, recall that, $\exp(-v_n) v_n^{d+\kappa+1-\gamma} = o(1)$ if $d + \kappa + 1 - \gamma$ is finite. Moreover, for any $\epsilon, \tau, \gamma > 0$,

$$-\epsilon v_n^2 + v_n^{2-2\gamma}/\tau \leq -v_n + o(1).$$

Therefore,

$$\tilde{J}_{1n} \lesssim \exp \{ -\epsilon v_n^2 + v_n^{2-2\gamma}/\tau \} v_n^{d+\kappa+1-\gamma} + o_p(1) \lesssim \exp \{ -v_n + o(1) \} v_n^{d+\kappa+1-\gamma} + o_p(1) = o_p(1).$$

Case 2: For $\kappa > 0$, we again apply integration by parts and the alternative expectation formula to deduce that

$$\begin{aligned} \mathbb{E}_\Pi[q_n(X)] &= \int_0^\infty \frac{d}{dt} q_n(t) \Pi(X > t) dt \\ &= \kappa \int_0^\infty t^{\kappa-1} \exp\left(\frac{v_n}{m}t\right) \cdot \Pi(X > t) dt + \frac{v_n}{m} \int_0^\infty t^{\kappa-1} \exp\left(\frac{v_n}{m}t\right) \cdot \Pi(X > t) dt \end{aligned}$$

Define

$$E_{1n} = \frac{v_n}{m} \int_0^\infty t^{\kappa-1} \exp\left(\frac{v_n}{m}t\right) \cdot \Pi(X > t) dt \quad \text{and} \quad E_{2n} = \kappa \int_0^\infty t^{\kappa-1} \exp\left(\frac{v_n}{m}t\right) \cdot \Pi(X > t) dt.$$

By Assumption 6(ii), $\Pi[X > t] \lesssim \exp(-t^2 v)$ for some $v = \tau/2$. Hence,

$$E_{1n} = \frac{v_n}{m} \int_0^\infty t^{\kappa-1} \exp\left(\frac{v_n}{m}t\right) \cdot \Pi_x(X > t) dt \lesssim \frac{v_n}{m} \int_0^\infty t^{\kappa-1} \exp\left(-t^2 v + \frac{v_n}{m}t\right) dt.$$

Define $v_{n,m} := v_n/m$. For fixed n , and m large enough, the right-hand side of the above has an explicit solution in terms of the confluent hyper-geometric function $M_{a,b}(z)$ (Ng and Murray, 1969). Using this solution, and dropping constant terms that do not affect the order of the solution, we obtain

$$E_{1n} \lesssim v_{n,m}^{1/2} \exp\{v_{n,m}^2\} \left\{ M_{\frac{1}{4}-\frac{\kappa-1}{2}, -\frac{1}{4}}\left(\frac{v_{n,m}^2}{4v}\right) \right\}.$$

For $v_{n,m}$ large,

$$M_{\frac{1}{4}-\frac{\kappa-1}{2}, -\frac{1}{4}}(v_{n,m}^2/4v) \asymp \left[\frac{\exp\{(v_{n,m}^2/4v)\} (v_{n,m}^2/4v)^{\frac{1}{2}-\frac{\kappa-1}{2}}}{\Gamma(\frac{1}{4}-\frac{\kappa-1}{2})} + \frac{\{-v_{n,m}^2/4v\}^{-\frac{1}{4}+\frac{\kappa-1}{2}}}{\Gamma(-\frac{1}{2}+\frac{\kappa-1}{2})} \right].$$

For v_n large, we have

$$M_{\frac{1}{4}-\frac{\kappa-1}{2}, -\frac{1}{4}}\left(\frac{v_{n,m}^2}{4v}\right) \lesssim \exp\{v_{n,m}^2\},$$

so that $E_{1n} \lesssim v_{n,m}^{1/2} \cdot \exp\{v_{n,m}^2\}$.

Applying similar arguments to the term E_{2n} yields $E_{2n} \lesssim \exp\{v_{n,m}^2\}$.

By the above, and using the definition of $m(n)$, we obtain

$$\begin{aligned} \tilde{J}_{1n} &\lesssim \exp\{-\epsilon v_n^2\} v_n^{d+\kappa} (E_{1n} + E_{2n}) + o_p(1) \\ &\lesssim \exp\{-\epsilon v_n^2\} \exp\{v_n^{2-2\gamma}\} v_n^{d+\kappa+1/2-\gamma/2} + \exp\{-\epsilon v_n^2\} \exp\{v_n^{2-2\gamma}\} v_n^{d+\kappa} + o_p(1). \end{aligned}$$

Similar to the proof of **Case 1**, for any $\gamma > 0$, we have $-v_n^2 + v_n^{2-2\gamma} \leq -v_n + o(1)$. Therefore,

$$\exp\{-v_n^2 + v_n^{2-2\gamma}\} \leq \exp\{-v_n + o(1)\}$$

because $\exp(\cdot)$ is monotonic. Hence, as $n \rightarrow \infty$

$$\begin{aligned}\tilde{J}_{1n} &\lesssim \exp\{-\epsilon v_n^2\} \exp\{v_n^{2-2\gamma}\} v_n^{d+\kappa+1/2-\gamma/2} + \exp\{-\epsilon v_n^2\} \exp\{v_n^{2-2\gamma}\} v_n^{d+\kappa} + o_p(1) \\ &\lesssim \exp\{-\epsilon v_n + o(1)\} v_n^{d+\kappa+1/2} + o_p(1) \\ &= o(1) + o_p(1).\end{aligned}$$

since $\lim_n v_n^{d+\kappa+1/2}/\exp(v_n) = 0$ for any $v_n \rightarrow \infty$ and finite $d + \kappa + 1/2$. \square

In the following result, M is a positive-definite and symmetric matrix, such that $M = A^\top A$, and $\|Ax\|^2 = x^\top A^\top Ax$. Let $\|M\|_\infty := \max_{i,j} |M_{ij}|$ for M_{ij} denoting the (i, j) element of the matrix M .

Lemma 3. Suppose $x = (x_1, \dots, x_d)^\top$ is a random vector such that for some $\mu \in \mathbb{R}^d$ and some $\sigma \geq 0$,

$$\mathbb{E}[\exp\{\alpha^\top(x - \mu)\}] \leq \exp(\|\alpha\|^2 \sigma^2 / 2),$$

for all $\alpha \in \mathbb{R}^d$. For $M \in \mathbb{R}^{d \times d}$ a positive-definite and symmetric matrix such that, $M := A^\top A$, for $0 \leq \eta < 1/(2\sigma^2\|M\|_\infty)$,

$$\mathbb{E}[\exp(\eta\|Ax\|^2)] \leq \exp\left\{\sigma^2 \text{tr}(M)\eta + \frac{\sigma^4 \text{tr}(M^2)\eta^2 + \|A\mu\|^2 \eta}{1 - 2\sigma^2\|M\|_\infty \sigma^2 \eta}\right\}.$$

Proof of Lemma 3. Let $z = (z_1, \dots, z_d)$, with $z_i \perp z_j$ and z_i standard Gaussian random variables, for all $i = 1, \dots, d$. Then, for any $\alpha \in \mathbb{R}^n$,

$$\mathbb{E}[\exp(z^\top \alpha)] = \exp(\|\alpha\|^2 / 2). \quad (20)$$

For a random vector $x \in \mathbb{R}^d$, the following decoupling holds for any $\lambda \in \mathbb{R}$ and $\varepsilon \geq 0$:

$$\mathbb{E}[\exp(\lambda z^\top Ax)] \geq \mathbb{E}[\exp(\lambda z^\top Ax) \mid \|Ax\|^2 > \varepsilon] \cdot \Pr[\|Ax\|^2 > \varepsilon] \geq \exp\left(\frac{\lambda^2 \varepsilon}{2}\right) \cdot \Pr[\|Ax\|^2 > \varepsilon], \quad (21)$$

where the second inequality follows by applying equation (20). In addition,

$$\begin{aligned}\mathbb{E}[\exp(\lambda z^\top Ax)] &= \mathbb{E}\{\mathbb{E}[\exp(\lambda z^\top A\{x - \mu\}) \mid z] \exp(\lambda z^\top A\mu)\} \\ &\leq \mathbb{E}\left\{\exp\left(\frac{\lambda^2 \sigma^2}{2} \|A^\top z\|^2 + \lambda \mu^\top A^\top z\right)\right\},\end{aligned} \quad (22)$$

where the inequality follows by applying the sub-Gaussian assumption for x and the independence between x and z . For $\gamma := \lambda^2 \sigma^2 / 2$, by Lemma 2.4 in Hsu et al. (2012), we bound the last term in equation (22) as

$$\mathbb{E}\left\{\exp\left(\frac{\lambda^2 \sigma^2}{2} \|A^\top z\|^2 + \lambda \mu^\top A^\top z\right)\right\} \leq \exp\left\{\text{Tr}(M)\gamma + \frac{\text{Tr}(M^2)\gamma^2 + \|A\mu\|^2 \gamma / \sigma^2}{1 - 2\|M\|_\infty \gamma \sigma^2}\right\}, \quad (23)$$

for $0 \leq \gamma < 1/(2\|M\|_\infty \sigma^2)$.

Apply equation (21), and the bounds in (22) and (23), to obtain

$$\Pr(\|Ax\|^2 > \varepsilon) \leq \exp\left\{-\varepsilon \frac{\gamma}{\sigma^2} + \text{Tr}(M)\gamma + \frac{\text{Tr}(M^2)\gamma^2 + \|A\mu\|^2 \gamma / \sigma^2}{1 - 2\|M\|_\infty \gamma \sigma^2}\right\}.$$

Now, recall that, for $\eta \geq 0$

$$\mathbb{E} \left\{ \exp \left(\eta \|Ax\|^2 \right) \right\} = \int_0^\infty \eta \exp(\eta \varepsilon) \Pr \left(\|Ax\|^2 > \varepsilon \right) d\varepsilon,$$

so that

$$\begin{aligned} \mathbb{E} \left[\exp \left(\eta \|Ax\|^2 \right) \right] &\leq \eta \exp \left\{ \text{Tr}(M)\gamma + \frac{\text{Tr}(M^2)\gamma^2 + \|A\mu\|^2\gamma/\sigma^2}{1 - 2\|M\|_\infty\gamma\sigma^2} \right\} \int_0^\infty \exp \left\{ - \left(\frac{\gamma}{\sigma^2} - \eta \right) \varepsilon \right\} d\varepsilon \\ &= \frac{\eta}{[\gamma/\sigma^2 - \eta]} \exp \left\{ \text{Tr}(M)\gamma + \frac{\text{Tr}(M^2)\gamma^2 + \|A\mu\|^2\gamma/\sigma^2}{1 - 2\|M\|_\infty\sigma^2\gamma} \right\}. \end{aligned}$$

Recalling that $\gamma = \lambda^2\sigma^2/2$, we see if $0 \leq \eta < \lambda^2/2$, then $\frac{\eta}{(\gamma/\sigma^2 - \eta)} < 1$. Therefore, if we also restrict η so that $0 \leq \eta < 1/(2\sigma^2\|M\|_\infty)$, we obtain

$$\mathbb{E} \left[\exp \left(\eta \|Ax\|^2 \right) \right] \leq \exp \left\{ \text{Tr}(M)\eta\sigma^2 + \frac{\text{Tr}(M^2)\eta^2\sigma^4 + \|A\mu\|^2\eta}{1 - 2\|M\|_\infty\sigma^2\eta} \right\}.$$

□

References

- An, Z., D. J. Nott, and C. Drovandi (2020). Robust Bayesian synthetic likelihood via a semi-parametric approach. *Statistics and Computing* 30, 543–557.
- An, Z., L. F. South, C. C. Drovandi, and D. J. Nott (2019). Accelerating Bayesian synthetic likelihood with the graphical lasso. *Journal of Computational and Graphical Statistics* 28(2), 471–475.
- Andrieu, C. and G. O. Roberts (2009). The pseudo-marginal approach for efficient Monte Carlo computations. *The Annals of Statistics* 37(2), 697–725.
- Beaumont, M. A. (2003). Estimation of population growth or decline in genetically monitored populations. *Genetics* 164(3), 1139–1160.
- Beaumont, M. A., W. Zhang, and D. J. Balding (2002). Approximate Bayesian computation in population genetics. *Genetics* 162, 2025–2035.
- Chaudhuri, S., S. Ghosh, D. J. Nott, and K. C. Pham (2018). An easy-to-use empirical likelihood ABC method. arXiv:1810.01675.
- Chernozhukov, V. and H. Hong (2003). An MCMC approach to classical estimation. *Journal of Econometrics* 115(2), 293 – 346.
- Deligiannidis, G., A. Doucet, and M. K. Pitt (2018). The correlated pseudo-marginal method. *Journal of the Royal Statistical Society: Series B (Statistical Methodology)* 80(5), 839–870.
- Doucet, A., M. K. Pitt, G. Deligiannidis, and R. Kohn (2015). Efficient implementation of Markov chain Monte Carlo when using an unbiased likelihood estimator. *Biometrika* 102(2), 295–313.

- Drovandi, C. C., A. N. Pettitt, and A. Lee (2015). Bayesian indirect inference using a parametric auxiliary model. *Statistical Science* 30(1), 72–95.
- Everitt, R. G. (2017). Bootstrapped synthetic likelihood. arXiv:1711.05825.
- Fasiolo, M., S. N. Wood, F. Hartig, and M. V. Bravington (2018). An extended empirical saddlepoint approximation for intractable likelihoods. *Electronic Journal of Statistics* 12(1), 1544–1578.
- Forneron, J.-J. and S. Ng (2018). The ABC of simulation estimation with auxiliary statistics. *Journal of Econometrics* 205(1), 112–139.
- Frazier, D. T. and C. Drovandi (2019). Robust approximate Bayesian inference with synthetic likelihood. *arXiv preprint arXiv:1904.04551*.
- Frazier, D. T., G. M. Martin, C. P. Robert, and J. Rousseau (2018). Asymptotic properties of approximate Bayesian computation. *Biometrika* 105(3), 593–607.
- Frazier, D. T., C. P. Robert, and J. Rousseau (2020). Model misspecification in approximate Bayesian computation: consequences and diagnostics. *Journal of the Royal Statistical Society: Series B (Statistical Methodology)*.
- Gutmann, M. U. and J. Corander (2016). Bayesian optimization for likelihood-free inference of simulator-based statistical models. *Journal of Machine Learning Research* 17(125), 1–47.
- Hannan, E. J. (1976). The asymptotic distribution of serial covariances. *The Annals of Statistics* 4(2), 396–399.
- Hsu, D., S. Kakade, T. Zhang, et al. (2012). A tail inequality for quadratic forms of subgaussian random vectors. *Electronic Communications in Probability* 17.
- Kong, A. (1992). A note on importance sampling using standardized weights. Chicago Dept. of Statistics Tech. Rep 348.
- Kreiss, J.-P. and E. Paparoditis (2011). Bootstrap methods for dependent data: A review. *Journal of the Korean Statistical Society* 40(4), 357 – 378.
- Lehmann, E. L. and G. Casella (1998). *Theory of point estimation*. Springer Science & Business Media.
- Li, W. and P. Fearnhead (2018a). Convergence of regression-adjusted approximate Bayesian computation. *Biometrika* 105(2), 301–318.
- Li, W. and P. Fearnhead (2018b). On the asymptotic efficiency of approximate Bayesian computation estimators. *Biometrika* 105(2), 285–299.
- Marchand, P., M. Boenke, and D. M. Green (2017). A stochastic movement model reproduces patterns of site fidelity and long-distance dispersal in a population of Fowler’s toads (*Anaxyrus fowleri*). *Ecological Modelling* 360, 63 – 69.

- Meeds, E. and M. Welling (2014). GPS-ABC: Gaussian process surrogate approximate Bayesian computation. In *Proceedings of the Thirtieth Conference on Uncertainty in Artificial Intelligence*, UAI’14, Arlington, VA, pp. 593–602. AUAI Press.
- Mengersen, K. L., P. Pudlo, and C. P. Robert (2013). Bayesian computation via empirical likelihood. *Proceedings of the National Academy of Sciences* 110(4), 1321–1326.
- Müller, U. K. (2013). Risk of Bayesian inference in misspecified models, and the sandwich covariance matrix. *Econometrica* 81(5), 1805–1849.
- Ong, V. M.-H., D. J. Nott, M.-N. Tran, S. Sisson, and C. Drovandi (2018a). Variational Bayes with synthetic likelihood. *Statistics and Computing* 28(4), 971–988.
- Ong, V. M.-H., D. J. Nott, M.-N. Tran, S. A. Sisson, and C. C. Drovandi (2018b). Likelihood-free inference in high dimensions with synthetic likelihood. *Computational Statistics and Data Analysis* 128, 271–291.
- Pitt, M. K., R. d. S. Silva, P. Giordani, and R. Kohn (2012). On some properties of Markov chain Monte Carlo simulation methods based on the particle filter. *Journal of Econometrics* 171(2), 134–151.
- Price, L. F., C. C. Drovandi, A. C. Lee, and D. J. Nott (2018). Bayesian synthetic likelihood. *Journal of Computational and Graphical Statistics* 27(1), 1–11.
- Priddle, J. W., S. A. Sisson, D. T. Frazier, and C. Drovandi (2019). Efficient Bayesian synthetic likelihood with whitening transformations. arXiv:1909.04857.
- Quiroz, M., R. Kohn, M. Villani, and M.-N. Tran (2019). Speeding up MCMC by efficient data subsampling. *Journal of the American Statistical Association* 114(526), 831–843.
- Sherlock, C., A. H. Thiery, G. O. Roberts, and J. S. Rosenthal (2015, 02). On the efficiency of pseudo-marginal random walk metropolis algorithms. *Ann. Statist.* 43(1), 238–275.
- Sisson, S. A., Y. Fan, and M. Beaumont (2018). *Handbook of Approximate Bayesian Computation*. Chapman and Hall/CRC.
- Thomas, O., R. Dutta, J. Corander, S. Kaski, and M. U. Gutmann (2016). Likelihood-free inference by ratio estimation. arXiv:1611.10242.
- Tran, M.-N., R. Kohn, M. Quiroz, and M. Villani (2016). The block pseudo-marginal sampler. *arXiv preprint arXiv:1603.02485*.
- Warton, D. I. (2008). Penalized normal likelihood and ridge regularization of correlation and covariance matrices. *Journal of the American Statistical Association* 103, 340–349.
- Wilkinson, R. (2014). Accelerating ABC methods using Gaussian processes. *Journal of Machine Learning Research* 33, 1015–1023.
- Wood, S. N. (2010). Statistical inference for noisy nonlinear ecological dynamic systems. *Nature* 466, 1102–1107.