

Bayesian inference using synthetic likelihood: asymptotics and adjustments

David T. Frazier¹, David J. Nott^{*2,3}, Christopher Drovandi^{4,6}, and Robert Kohn^{5,6}

¹Department of Econometrics and Business Statistics, Monash University,
Clayton VIC 3800, Australia

²Department of Statistics and Applied Probability, National University of
Singapore, Singapore 117546

³Operations Research and Analytics Cluster, National University of
Singapore, Singapore 119077

⁴School of Mathematical Sciences, Queensland University of Technology,
Brisbane 4000 Australia

⁵Australian School of Business, School of Economics, University of New
South Wales, Sydney NSW 2052, Australia

⁶Australian Centre of Excellence for Mathematical and Statistical Frontiers
(ACEMS)

Abstract

Implementing Bayesian inference is often computationally challenging in applications involving complex models, and sometimes calculating the likelihood itself is difficult. Synthetic likelihood is one approach for carrying out inference when the likelihood is intractable, but it is straightforward to simulate from the model. The method constructs an approximate likelihood by taking a vector summary statistic as being multivariate normal, with the unknown mean and covariance matrix estimated by simulation for any given parameter value. Our article makes three contributions. The first shows that if the summary statistic satisfies a central limit theorem, then the synthetic likelihood posterior is asymptotically normal and gives asymptotically correct Bayesian inference. This result is similar to that obtained by approximate Bayesian computation. The second contribution compares the computational efficiency of Bayesian synthetic likelihood and approximate Bayesian computation using the same importance sampling scheme. From this comparison we argue that in general synthetic likelihood is computationally more efficient. Based on the asymptotic results, the third contribution proposes using adjusted inference methods when a possibly misspecified form is assumed for the covariance matrix of the synthetic likelihood, such as diagonal or a factor model, to speed up the computation. The methodology is illustrated with some simulated and real examples.

*Corresponding author: standj@nus.edu.sg

Keywords. Approximate Bayesian computation; likelihood-free inference; model misspecification.

1 Introduction

Synthetic likelihood is a popular method used in likelihood-free inference when the likelihood is intractable, but it is possible to simulate from the model for any given parameter value. The method takes a vector summary statistic informative about the parameter and assumes multivariate normality for it, estimating the unknown mean and covariance matrix by simulation to obtain an approximate likelihood function.

This article makes three main contributions. First, it investigates the asymptotic properties of synthetic likelihood when the summary statistic satisfies a central limit theorem. The conditions required for the results are similar to those in Frazier et al. (2018) in the asymptotic analysis of approximate Bayesian computation algorithms, but with an additional assumption controlling the uniform behaviour of summary statistic covariance matrices. Under appropriate conditions, the posterior density is asymptotically normal and it quantifies uncertainty accurately, which is similar to approximate Bayesian computation approaches (Li and Fearnhead, 2018a; Frazier et al., 2018). The second main contribution is to show that an importance sampling Bayesian synthetic likelihood algorithm based on the posterior as a proposal is more efficient computationally than a corresponding approximate Bayesian computation algorithm with the same proposal, in typical situations. Although using the posterior as a proposal is impossible in general, it can be a guide to what happens with reasonable proposals of the kind used in practice, rather than considering naive choices such as the prior. It is also instructive about the price paid for estimating the likelihood in an idealized situation. Our results are similar to those obtained by Price et al. (2018) who use a rejection algorithm with the prior as a proposal for a toy normal example. A third contribution of our work is to consider situations where a more parsimonious form is assumed for the covariance matrix of the summary statistic, such as a diagonal matrix or a factor model, to speed up the computation. This can be especially important for models where simulation of summary statistics is expensive. We use our asymptotic results to motivate sandwich-type variance adjustments to account for the misspecification and implement these in some examples. The adjustments are also potentially useful in situations where the model for the original data y is misspecified, if there is interest in inference for the pseudo-true parameter value with the data generating density closest to the truth in the sense described in Section 2.1. For the adjustment methods to be valid, it is important that the summary statistic satisfies a central limit theorem for the asymptotic normality results for the posterior density to hold. This means, in particular, that these adjustments are not useful for correcting for the effects of violating the normal assumption for the summary statistic. Müller (2013) considers some related methods, although not in the context of synthetic likelihood or likelihood-free inference. Frazier et al. (2019) studies the consequences of misspecification in the context of approximate Bayesian computation approaches to likelihood-free inference.

Wood (2010) introduced the synthetic likelihood and used it for approximate (non-Bayesian) inference. Price et al. (2018) recently discussed Bayesian implementations focusing on efficient computational methods. They also show that the synthetic likelihood scales more easily to high-dimensional problems and that it is easier to tune than competing approaches such as

approximate Bayesian computation. There is much recent development of innovative methodology for accelerating computations for synthetic likelihood and related methods (Meeds and Welling, 2014; Wilkinson, 2014; Gutmann and Corander, 2016; Ong et al., 2018a; An et al., 2019; Everitt, 2017; Ong et al., 2018b). However, there is also interest in weakening the normality assumption on which the synthetic likelihood is based. This has led to several authors using other surrogate likelihoods for summaries which are more flexible. For example, Fasiolo et al. (2018) consider extended saddlepoint approximations, Thomas et al. (2016) consider a logistic regression approach for likelihood estimation, and An et al. (2019) consider semiparametric density estimation with flexible marginals and a Gaussian copula dependence structure. Mengersen et al. (2013) and Chaudhuri et al. (2018) consider empirical likelihood approaches. An encompassing framework for many of these suggestions is the parametric Bayesian indirect likelihood of Drovandi et al. (2015). As mentioned above, the adjustments for misspecification developed here do not contribute to this literature on robustifying synthetic likelihood inferences to non-normality of the summary statistics, as they can only be justified when a central limit theorem holds for the summary statistic. An earlier version of this manuscript (Nott et al., 2019) considered theory for the synthetic likelihood in the framework of Laplace-type estimators discussed in Chernozhukov and Hong (2003). Forneron and Ng (2018) developed some theory connecting approximate Bayesian computation approaches with simulated minimum distance methods widely used in econometrics, and their discussion is also relevant to simulation versions of Laplace-type estimators.

2 Asymptotic behaviour of Bayesian synthetic likelihood - idealized case

This section considers asymptotic behaviour of Bayesian synthetic likelihood in the idealized case where estimating the summary statistic mean and covariance matrix is unnecessary. Let $y = (y_1, \dots, y_n)^\top$ denote the data and define P_n^0 as the true distribution generating y . The map $S_n : \mathbb{R}^n \rightarrow \mathbb{R}^d$ defines the summary statistic used. Let G_n^0 be the distribution of $S_n(y)$ when $y \sim P_n^0$, and let g_n^0 be its corresponding density. Where there is no confusion, we write S_n for both the mapping defining the summary statistic as well as its value for the observed data. We consider a parametric family of models $\{P_n^\theta : \theta \in \Theta \subset \mathbb{R}^{k_\theta}\}$ for y and assume that for any θ we can simulate pseudo-data $z \sim P_n^\theta$ with $S_n(z)$ having distribution G_n^θ and density $g_n^\theta(\cdot)$. Let Π denote the prior measure for θ and $\pi(\theta)$ its corresponding density.

Define $b(\theta) := E\{S_n(z)|\theta\}$ and $\Sigma_n(\theta) := \text{var}\{S_n(z)|\theta\}$ for $z \sim P_n^\theta$. We assume that $b(\theta)$ does not depend on n , but discuss this assumption further in Section 2.1. The synthetic likelihood method assumes a normal density for the distribution of $S_n(z)$ given θ , and derives an approximate likelihood from this. If it is unnecessary to estimate $b(\theta)$ and $\Sigma_n(\theta)$, then the synthetic likelihood is $N\{S_n; b(\theta), \Sigma_n(\theta)\}$, where in what follows we will write $N(\mu, \Sigma)$ for the normal distribution with mean μ and covariance matrix Σ , and $N(x; \mu, \Sigma)$ for its density function evaluated at x . Section 3 extends the results in Section 2.1 to the practical case where $b(\theta)$ and $\Sigma_n(\theta)$ are unknown. In this case they are replaced in the synthetic likelihood by sample estimates, and θ is estimated by pseudo-marginal MCMC (Beaumont, 2003; Andrieu and Roberts, 2009) or by importance sampling.

We now define some notation to make the results below easier to state and follow. Let

$|\cdot|$ denote the absolute value or some vector equivalent, where appropriate, and let $\|\cdot\|$ denote some matrix norm. Throughout, let C denote a generic positive constant that can change with each usage. For real-valued sequences $\{a_n\}_{n \geq 1}$ and $\{b_n\}_{n \geq 1}$: $a_n \lesssim b_n$ denotes $a_n \leq Cb_n$ for some finite $C > 0$ and all n large, $a_n \asymp b_n$ implies $a_n \lesssim b_n$ and $b_n \lesssim a_n$. For x_n a random variable, $x_n = o_p(a_n)$ if $\lim_{n \rightarrow \infty} \text{pr}(|x_n/a_n| \geq C) = 0$ for any $C > 0$ and $x_n = O_p(a_n)$ if for any $C > 0$ there exists a finite $M > 0$ and a finite n' such that, for all $n > n'$, $\text{pr}(|x_n/a_n| \geq M) \leq C$. All limits are taken as $n \rightarrow \infty$, so that, when no confusion will result, we use \lim_n to denote $\lim_{n \rightarrow \infty}$. The notation \Rightarrow denotes weak convergence. All the proofs are in the Appendix.

2.1 A Bernstein-von Mises result for the idealized Bayesian synthetic likelihood posterior

In this section we work with the following version of the synthetic likelihood

$$g_n(S_n|\theta) = N(S_n; b(\theta), A_n(\theta)^\top A_n(\theta)), \quad (1)$$

where $b(\theta)$ is a known function of θ and $A_n(\theta)$ is possibly random. We do not assume that $\Sigma_n(\theta) = A_n(\theta)^\top A_n(\theta)$ to allow the synthetic likelihood covariance to be misspecified. We employ the following regularity conditions.

Assumption 1. *There exists a sequence of positive real numbers v_n diverging to ∞ such that, for some $b_0 \in \mathbb{R}^d$, and $V_0 := \lim_n \text{var}\{v_n(S_n - b_0)\}$,*

$$v_n(S_n - b_0) \Rightarrow N(0, V_0), \text{ under } P_n^0.$$

Assumption 2. *(i) The sequence $\{v_n\}_{n \geq 1}$ is such that, for all $\theta \in \Theta$ and n large enough, there exists constants c_1, c_2 , $c_1 \leq c_2$, satisfying: $0 < c_1 \leq \|v_n^2 A_n(\theta)^\top A_n(\theta)\| \leq c_2 < \infty$; (ii) there exists some $B(\theta)$ such that: (a) $B(\theta)^\top B(\theta)$ is positive-definite uniformly in θ ; (b) The map $\theta \mapsto B(\theta)$ is continuous uniformly on Θ and*

$$\sup_{\theta \in \Theta} \|v_n^2 A_n(\theta)^\top A_n(\theta) - B(\theta)^\top B(\theta)\| = o_{P_n^0}(1).$$

Assumption 3. *(i) The map $\theta \mapsto b(\theta)$ is continuous and injective and, for some $\theta_0 \in \Theta$, $b(\theta_0) = b_0$; (ii) For some $\delta > 0$, the Jacobian $\nabla b(\theta)$ is continuous for all $\theta \in \Theta_\delta := \{\theta \in \Theta : |\theta - \theta_0| \leq \delta\}$, and $\nabla b(\theta_0)$ has full column rank d_θ .*

Assumption 4. *For θ_0 in the interior of Θ , $\pi(\theta_0) > 0$, and $\pi(\cdot)$ is continuous on $|\theta - \theta_0| \leq \delta$, for some $\delta > 0$. In addition, one of the following is satisfied.*

(i) For any $t > 0$, and any κ , $0 < \kappa < \infty$, there exists some $p > \kappa$ such that $\Pi[|\theta - \theta_0| > t] \lesssim t^{-p}$.

(ii) For any $t > 0$, there exists some $\tau > 0$ such that $\Pi[|\theta - \theta_0| > t] \lesssim \exp(-t^2 \tau / 2)$.

Remark 1. The above assumptions are similar to those used to prove Bernstein-von Mises results in approximate Bayesian computation (Frazier et al., 2018; Li and Fearnhead, 2018a). In particular, Assumption 1 requires that the summaries satisfy a central limit theorem.

Assumption 3 ensures that the limit summaries used are well behaved, including that the map $\theta \mapsto b(\theta)$ can identify θ_0 , and that the derivative of this map is continuous and has full column rank at θ_0 . It is not required that P_n^0 corresponds to $P_n^{\theta_0}$, so that the model can be misspecified, and in these situations θ_0 is the unique value for which $b(\theta_0) = b_0$, referred to subsequently as the pseudo-true parameter value. Assumption 4 requires the prior density to be positive at θ_0 , and that the tails of the prior are thin enough. The key difference between our assumptions and those used in approximate Bayesian computation asymptotics is that we must control the uniform behavior of the matrix $A_n(\theta)^\top A_n(\theta)$. Assumption 2 requires that this matrix is uniformly positive-definite, and converges uniformly to a continuous and positive-definite matrix $B(\theta)^\top B(\theta)$. Weaker versions of Assumption 2 could be considered, at the cost of additional technical details.

Remark 2. In general, the map $\theta \mapsto b(\theta)$ may technically depend on n . However, if the data are independent and identically distributed or weakly dependent, and if S_n can be written as an average, $b(\theta)$ will not depend on n , or at least not in any “meaningful” way. We will later require that the simulated summaries $S_n(z)$ satisfy a uniform central limit theorem in the parameter space. In general, such an assumption requires data that are either independent and identically distributed or weakly dependent, and that the summaries take the form of an average, in some sense. Therefore, neglecting the potential dependence on n is reasonable.

Denote the idealized Bayesian synthetic likelihood posterior by $\pi(\theta|S_n)$, where

$$\pi(\theta|S_n) = \frac{g_n(S_n|\theta)\pi(\theta)}{\int_{\Theta} g_n(S_n|\theta)\pi(\theta)d\theta}, \text{ and } g_n(\eta|\theta) = N\{\eta; b(\theta), A_n(\theta)^\top A_n(\theta)\}.$$

Let $\varphi_d(\cdot|B_0)$ denote the density of a d -dimensional mean-zero normal random variable with covariance $B_0^\top B_0$, where $B_0 = B(\theta_0)$. Theorem 1 gives the asymptotic behavior of $\pi(\theta|S_n)$.

Theorem 1. *Let*

$$t := v_n \nabla b(\theta_0) (\theta - \theta_0) + v_n \{b(\theta_0) - S_n\};$$

if Assumptions 1-4 are satisfied, then, for any $0 < \kappa < \infty$,

$$\int (1 + |t|^\kappa) |\pi(t|S_n) - \varphi_d(t|B_0)| dt = o_{P_n^0}(1).$$

Remark 3. Theorem 1 demonstrates that the idealized Bayesian synthetic likelihood posterior concentrates all mass onto θ_0 , the unique value at which $b(\theta) = b_0$, and that the choice of the matrix $A_n(\theta)^\top A_n(\theta)$ will determine the size of the corresponding posterior credible sets calculated from Bayesian synthetic likelihood. More specifically, Theorem 1 states that $\pi(\theta|S_n)$ is approximately Gaussian in large samples with mean θ_0 and with a covariance that depends on the choice of the matrix $A_n(\theta)^\top A_n(\theta)$.

Corollary 1 states the asymptotic behavior of point estimators obtained from $\pi(\theta|S_n)$.

Corollary 1. *Let $\hat{\theta}$ denote the posterior mean of the idealized synthetic likelihood posterior. If Assumptions 1-4 hold, then*

$$v_n (\hat{\theta} - \theta_0) \Rightarrow N[0, W_0^{-1} \{ \nabla_{\theta} b(\theta_0)^\top (B_0^\top B_0)^{-1} V_0 (B_0^\top B_0)^{-1} \nabla_{\theta} b(\theta_0) \} W_0^{-1}], \text{ under } P_n^0,$$

where $W_0 := \{ \nabla_{\theta} b(\theta_0)^\top (B_0^\top B_0)^{-1} \nabla_{\theta} b(\theta_0) \}$ and $V_0 := \lim_n \text{var} \{v_n(b_0 - S_n)\}$.

Remark 4. Corollary 1 demonstrates that the idealized Bayesian synthetic likelihood posterior mean is asymptotically Gaussian with a covariance matrix that depends on the version of $A_n(\theta)^\top A_n(\theta)$ used in the synthetic likelihood. This result highlights the trade-off between using a parsimonious choice for this matrix, which leads to faster computation, and a posterior that yields credible sets that are as small as possible. This follows from the form of the asymptotic variance for $v_n(\hat{\theta} - \theta_0)$, where we can show that

$$W_0^{-1} \{ \nabla b(\theta_0)^\top (B_0^\top B_0)^{-1} V_0 (B_0^\top B_0)^{-1} \nabla b(\theta_0) \} W_0^{-1} \geq \{ \nabla b(\theta_0)^\top V_0^{-1} \nabla b(\theta_0) \}^{-1};$$

for square matrices A, B , $A \geq B$ means that $A - B$ is positive semi-definite. Moreover, it follows that $\{ \nabla b(\theta_0)^\top V_0^{-1} \nabla b(\theta_0) \}^{-1}$ is the smallest achievable asymptotic variance in the class of synthetic likelihood estimators. Therefore, if

$$v_n^2 A_n(\theta_0)^\top A_n(\theta_0) \rightarrow_p V_0,$$

then $\hat{\theta}$ is asymptotically efficient. In this case, if both the synthetic likelihood and an approximate Bayesian computation approach are based on the same set of summaries, and if the approximate Bayesian computation tolerance is chosen appropriately, then the Bayesian synthetic likelihood and approximate Bayesian computation posterior means are asymptotically equivalent.

3 Standard Bayesian synthetic likelihood posterior

It is impossible to use the synthetic likelihood in equation (1) based on $b(\theta)$ and $\Sigma_n(\theta)$ in typical applications because both are unknown functions of θ . We propose to instead estimate $\pi(\theta|S_n)$ by using pseudo-marginal Markov chain Monte Carlo (Beaumont, 2003; Andrieu and Roberts, 2009) or importance sampling; both approaches replace $b(\theta)$ and $\Sigma_n(\theta)$ by estimates $\hat{b}_n(\theta)$ and $\hat{\Sigma}_n(\theta)$. To obtain these estimates, we generate m independent summary statistics $S(z^i) \sim G_n^\theta$, $i = 1, \dots, m$, and take $\hat{b}_n(\theta)$ as the sample mean of the $S(z^i)$ and $\hat{\Sigma}_n(\theta)$ as their sample covariance matrix. Later we also consider alternative choices of $\hat{\Sigma}_n(\theta)$. Here $\hat{\Sigma}_n(\theta) = A_n(\theta)^\top A_n(\theta)$, so that the definition of $A_n(\theta)$ follows from the estimate $\hat{\Sigma}_n(\theta)$ of $\Sigma_n(\theta)$ used. We do not show the dependence of $\hat{b}_n(\theta)$ and $\hat{\Sigma}_n(\theta)$ on m in our notation, since we later take m as a function of n .

Write

$$\tilde{g}_n(S_n|\theta) = \int N\{S_n; \hat{b}_n(\theta), \hat{\Sigma}_n(\theta)\} \prod_{i=1}^m g_n^\theta\{S(z^i)\} dS(z^1) \dots dS(z^m), \quad (2)$$

and observe that by Andrieu and Roberts (2009) a pseudo-marginal algorithm that uses the non-negative likelihood estimate $N\{S_n; \hat{b}_n(\theta), \hat{\Sigma}_n(\theta)\}$ of $\tilde{g}_n(S_n|\theta)$ instead of $g_n(S_n|\theta)$ results in sampling from the posterior density

$$\tilde{\pi}(\theta|S_n) \propto \pi(\theta) \tilde{g}_n(S_n|\theta), \quad (3)$$

under reasonable assumptions. We note that $\tilde{g}_n(S_n|\theta)$ and $\tilde{\pi}(\theta|S_n)$ are different to the synthetic likelihood $g_n(S_n|\theta)$ and the idealized Bayesian synthetic likelihood $\pi(\theta|\S_n)$ respectively,

although they are similar when m is large. Again, we do not show the dependence of $\tilde{g}_n(S_n|\theta)$ on m , since we later take m as a function of n .

Under simplified but useful assumptions, Pitt et al. (2012), Doucet et al. (2015) and Sherlock et al. (2015) consider the choice of the number of samples m used to estimate the likelihood so as to balance computational time against the integrated autocorrelation time of the Markov chain Monte Carlo sampler. They show that a good choice of m occurs (for a given θ) when the variance $\sigma^2(\theta)$ of the log of the likelihood estimator lies between 1 and 3, with a value of 1 suitable for a very good proposal, i.e., close to the posterior, and around 3 for an inefficient proposal, e.g. a random walk. Deligiannidis et al. (2018) propose a correlated pseudo-marginal sampler that can tolerate a much greater value of $\sigma^2(\theta)$, and hence a much smaller value of m , when the random numbers used to construct the estimates of the likelihood at both the current and proposed values of θ are correlated; see also Tran et al. (2016) for an alternative construction of a correlated pseudo-marginal sampler, which they call the ‘block pseudo marginal’.

In our case, the (perturbed) Bayesian synthetic likelihood target is (2) and the log of its estimate is,

$$-\frac{1}{2} \log \left(\left| \widehat{\Sigma}_n(\theta) \right| \right) - \frac{1}{2} \left\{ S_n - \widehat{b}_n(\theta) \right\}^\top \widehat{\Sigma}_n^{-1}(\theta) \left\{ S_n - \widehat{b}_n(\theta) \right\}, \quad (4)$$

omitting additive terms that do not depend on θ . We note that it is straightforward to incorporate either the correlated or block pseudo-marginal approaches into the estimation and that (4) is bounded in a neighbourhood of θ_0 if the eigenvalues of $\Sigma_n(\theta)$ are bounded away from zero, suggesting that the pseudo-marginal sampler will not encounter high variances of (4) in practice. Our article does not derive a theory of how to select m optimally because that requires taking account of the bias in the synthetic likelihood, and this is unavailable in the current literature. However, in our practical work we limit $\sigma^2(\theta)$ to lie between 1 and 3 and this produces good results in practice. In this regard we note that Price et al. (2018) find that in their examples the approximate likelihood in (2) depends only weakly on the choice of m , and hence they often choose a small value of m for faster computation.

To study the theoretical behavior of the posterior $\tilde{\pi}(\theta|S_n)$ we require some control on the behavior of $\widehat{b}_n(\theta)$ uniformly across Θ .

Assumption 5. For $\theta \mapsto b(\theta)$ defined in Assumption 3,

$$v_n \{S_n - b(\theta)\} \Rightarrow N\{0, V(\theta)\}, \text{ under } P_n^\theta,$$

where

$$V(\theta) := \lim_{n \rightarrow \infty} \text{var}[v_n \{S_n - b(\theta)\}]$$

and $V(\theta)$ is continuous in θ and positive-definite for all $|\theta - \theta_0| \leq \delta$ and some $\delta > 0$.

Remark 5. Assumption 5 states that the simulated summary statistic satisfies a functional central limit theorem and that, uniformly in a neighborhood of θ_0 , the variance of this summary is well-behaved. A similar version of Assumption 5 is required in the context of approximate Bayesian computation to obtain a Bernstein-von Mises result for the approximate Bayesian computation posterior (Frazier et al., 2018). Since $S_n(z^1), \dots, S_n(z^m)$ are independent and identically distributed, it automatically follows from Assumption 5 that

$$v_n \left\{ \widehat{b}_n(\theta) - b(\theta) \right\} \Rightarrow N\{0, V(\theta)/m\}, \text{ under } P_n^\theta.$$

Hence, for $m \rightarrow \infty$, we obtain that $v_n \left\{ \widehat{b}_n(\theta) - b(\theta) \right\} = o_p(1)$, uniformly in θ .

Using the result in Theorem 1, and the uniform control on the simulated summary statistic in Assumption 5, Corollary 2 shows that the Bayesian synthetic likelihood posterior that uses simulated mean $\widehat{b}_n(\theta)$ and variance matrix $\widehat{\Sigma}_n(\theta) = A_n(\theta)^\top A_n(\theta)$, satisfies a Bernstein-von Mises theorem.

Corollary 2. *Take the number of simulations, m , used to construct $\widehat{b}_n(\theta)$ and $\widehat{\Sigma}_n(\theta)$ to be $m(n) := \lceil C_0 v_n^\gamma \rceil$, where $\lceil x \rceil$ denotes the smallest integer greater than or equal to x , and $C_0, \gamma > 0$. Consider the two cases:*

(i) *Assumption 4 (i) is satisfied and $\gamma > 1$, so that $\lim_n v_n/m(n) = 0$.*

(ii) *Assumption 4 (ii) is satisfied, and $0 < \gamma \leq 1$, so that $\lim_n v_n/m(n) = C$, with $0 < C \leq \infty$.*

Let

$$t := v_n \nabla b(\theta_0) (\theta - \theta_0) + v_n \{b(\theta_0) - S_n\};$$

if Assumptions 1-3 and 5 are satisfied, then under (i) or (ii) above, for all $0 < \kappa < \infty$,

$$\int (1 + |t|^\kappa) |\widetilde{\pi}(t|S_n) - \varphi_d(t|B_0)| dt = o_p(1).$$

Remark 6. Corollary 2 demonstrates that estimating the unknown mean and variance of the summaries does not unduly affect the asymptotic behavior of the Bayesian synthetic likelihood posterior: $\widetilde{\pi}(\theta|S_n)$ is approximately Gaussian in large samples with mean θ_0 and with a variance depending on $\widehat{\Sigma}_n(\theta)$. However, the result also shows that for this behavior to be evident, the number of simulations used to estimate the mean and variance, $m(n)$, must increase as the sample size diverges. Moreover, the rate at which $m(n)$ must increase depends on the tail behavior of the prior. For priors that admit exponential moments, we only require that $m(n) \asymp v_n^\gamma$, for any $\gamma > 0$. If the prior only admits a polynomial moment, we require a faster rate of divergence for $m(n)$ so that $\lim_n v_n/m(n) = 0$. This relationship between the prior and the simulation size is necessary so that the additional noise brought by simulating the summaries does not contaminate the variance of the observed summaries.

Corollary 3 describes the asymptotic properties of the Bayesian synthetic likelihood posterior mean, when $b(\theta)$ and $\Sigma_n(\theta)$ are estimated using simulated data and is an immediate consequence of Corollaries 1 and 2. The proof is omitted because it has the same structure as the proof of Corollary 1.

Corollary 3. *Let $\widetilde{\theta}$ be the Bayesian synthetic likelihood posterior mean based on $\widehat{b}_n(\theta)$ and $A_n(\theta)$. If the assumptions of Corollary 2 hold, as $n \rightarrow \infty$,*

$$v_n (\widetilde{\theta} - \theta_0) \Rightarrow \mathcal{N} \left[0, W_0^{-1} \left\{ \nabla_\theta b(\theta_0)^\top (B_0^\top B_0)^{-1} V_0 (B_0^\top B_0)^{-1} \nabla_\theta b(\theta_0) \right\} W_0^{-1} \right], \text{ under } P_n^0,$$

where $W_0 := \{ \nabla_\theta b(\theta_0)^\top (B_0^\top B_0)^{-1} \nabla_\theta b(\theta_0) \}$ and $V_0 := \lim_n \text{Var}[v_n \{b_0 - S_n\}]$.

Remark 7. By using the result of Corollary 2, we can show $\lim_n v_n^2 \text{var}(\theta|S_n) = W_0^{-1}$. An earlier version of this article (Nott et al., 2019) uses the framework of Chernozhukov and Hong (2003) to show that, with $v_n = \sqrt{n}$, W_0^{-1} is the negative inverse Hessian of $\lim_n n^{-1} \log g(S_n|\theta_0)$, and that

$$\lim_n n^{-1} \text{var} \{ \nabla_{\theta} \log g(S_n|\theta_0) \} = \nabla_{\theta} b(\theta_0)^{\top} (B_0^{\top} B_0)^{-1} V_0 (B_0^{\top} B_0)^{-1} \nabla_{\theta} b(\theta_0).$$

We use approximations based on these results later when making adjustments for model misspecification. The theory given in Nott et al. (2019) uses assumptions that are unnecessarily strong to obtain our results.

4 Computational efficiency

This section compares the computational efficiency of importance sampling approximate Bayesian computation and synthetic likelihood algorithms with the posterior as a proposal. Although it is impossible, in general, to use the posterior as a proposal, our results provide insight for what happens with reasonable proposals of the kind used in practice rather than considering naive choices such as the prior. The analysis is also instructive about how much is lost in an idealized situation due to estimating the likelihood. We show that the synthetic likelihood approach is computationally more efficient than the approximate Bayesian computation method when the dimension of the summary statistic is large. Price et al. (2018) obtained similar results using rejection sampling from the prior when the covariance matrix was not estimated, but our analysis is quite general and allows the covariance matrix to be estimated by simulation, whereas their result is restricted to a specific model.

Algorithm 1 is the version of approximate Bayesian computation considered here and corresponds to importance sampling for drawing a weighted sample from an approximate Bayesian computation posterior density using a proposal $h(\theta)$. The approximate Bayesian computation posterior density is

$$\pi_{\epsilon}(\theta|S_n) \propto \pi(\theta) g_{\epsilon}(S_n|\theta), \quad (5)$$

where

$$g_{\epsilon}(S_n|\theta) = \int g_n^{\theta}\{S_n(z)\} K_{\epsilon}\{S_n(z) - S_n\} dS(z), \quad (6)$$

is the approximate Bayesian computation likelihood, and we write $K_{\epsilon}(x) := \epsilon^{-1} K(x/\epsilon)$, with $K(\cdot)$ being a suitable kernel function, such as a density function for a standard Gaussian random vector. As the bandwidth ϵ tends to zero, the approximate likelihood (6) tends to the density $g_n^{\theta}(S_n)$ of $S_n(z)$ at the observed value S_n . $K_{\epsilon}(S_n(z) - S_n)$ is a non-negative unbiased estimate of $g_{\epsilon}(S_n|\theta)$ for $S_n(z) \sim G_n^{\theta}$. Tran et al. (2019) show that Bayesian inference using importance sampling is still valid when the likelihood is replaced by an unbiased estimate. Hence, with this estimate of the approximate Bayesian computation likelihood (6), we can replace the usual importance weight for the proposal $h(\theta)$ of $\pi(\theta) g_{\epsilon}(S_n|\theta)/h(\theta)$ with $\pi(\theta) K_{\epsilon}(S(z) - S_n)/h(\theta)$, for $S(z) \sim G_n^{\theta}$. The weights are normalized to sum to one after drawing N samples. Algorithm 1 reduces to the basic rejection approximate Bayesian computation algorithm (Pritchard et al., 1999) for a uniform kernel and $h(\theta) = \pi(\theta)$. Algorithm 2

below is an importance sampling synthetic likelihood algorithm which is similar to Algorithm 1 and generates a weighted sample from $\tilde{\pi}(\theta|S_n)$ as follows. The algorithm first draws θ from $h(\theta)$, and then assigns the weight $\pi(\theta)N(S_n; \hat{b}_n(\theta), A_n(\theta)^\top A_n(\theta))/h(\theta)$ to it, with $\hat{b}_n(\theta)$ and $A_n(\theta)$ estimated based on m samples from G_n^θ and normalizing the weights to 1 after drawing N samples.

Algorithm 1: Importance sampling approximate Bayesian computation algorithm

1. For $i = 1, \dots, N$, simulate $\theta_i \sim h(\theta)$, $S(z^i) \sim G_n^{\theta_i}$, and let $w_i = \pi(\theta_i)K_\epsilon(S(z^i) - S_n)/h(\theta_i)$.
2. Output (θ_i, \tilde{w}_i) , $i = 1, \dots, N$, where

$$\tilde{w}_i = \frac{w_i}{\sum_{l=1}^N w_l},$$

as a weighted posterior sample from $\pi_\epsilon(\theta|S_n)$.

Algorithm 2: Importance sampling Bayesian synthetic likelihood algorithm

1. For $i = 1, \dots, N$, simulate $\theta_i \sim h(\theta)$, obtain estimates $\hat{b}_n(\theta^i)$ and $A_n(\theta^i)$ based on m independent simulations from $G_n^{\theta_i}$, and let $w_i = \pi(\theta_i)N\left\{S_n; \hat{b}_n(\theta^i), A_n(\theta^i)^\top A_n(\theta^i)\right\}/h(\theta_i)$.
2. Output (θ_i, \tilde{w}_i) , $i = 1, \dots, N$, where

$$\tilde{w}_i = \frac{w_i}{\sum_{l=1}^N w_l},$$

as a weighted posterior sample from $\tilde{\pi}(\theta|S_n)$.

We now consider the computational efficiency of Algorithms 1 and 2 when the proposal $h(\theta)$ is chosen to be the targeted posterior, $\pi_\epsilon(\theta|S_n)$ in Algorithm 1, and $\tilde{\pi}(\theta|S_n)$ in Algorithm 2. We will consider the case where ϵ and $m(n)$ are chosen to give correct asymptotic uncertainty quantification. We use the effective sample size (ESS) for a sample of size N as a basis for comparison, (Kong, 1992; Liu and Chen, 1995):

$$\text{ESS} = \frac{NE(W)^2}{E(W^2)},$$

where W denotes one of the importance weights (unnormalized) for a draw from the proposal. Note that if $\text{var}(W) = 0$ so that $E(W^2) = E(W)^2$, then $\text{ESS} = N$, but if the importance weights are highly variable so that only a few proposals receive significant weight, then the ESS is much smaller. For comparisons of computational efficiency the computation time also needs to be taken into account, and below the comparison between algorithms is not in terms of the raw ESS values for different algorithms, but in terms of ESS per model simulation.

The ESS per model simulation is a valid measure of computational efficiency even when the likelihood is estimated, as it is in Algorithms 1 and 2.

Write V_d for the volume of a unit ball in d dimensions, and $B_d(x, \epsilon)$, $x \in R^d$, $\epsilon > 0$ for the ball centred at x of radius ϵ . For simplicity, consider the uniform kernel

$$K(h) = V_d^{-1} I\{h \in B_d(0, 1)\}. \quad (7)$$

We denote the ESS for approximate Bayesian computation and synthetic likelihood in Algorithms 1 and 2 as ESS_{ABC} and ESS_{BSL} respectively. Lemma 1 obtains the asymptotic behaviour of ESS_{ABC} and ESS_{BSL} and is used below to compare ESS per model simulation between Algorithms 1 and 2.

Lemma 1. *Suppose that $m(n) = \lceil Cn^\gamma \rceil$, for $C, \gamma > 0$, and that either Assumption 4 (i) is satisfied and $\gamma > 1$ or Assumption 4 (ii) is satisfied and $\gamma < 1$. For Algorithms 1 and 2, using the kernel (7), $\text{ESS}_{\text{ABC}} = o(\epsilon^d)$ as $\epsilon \rightarrow 0$, and $\text{ESS}_{\text{BSL}} \rightarrow N$ as $n \rightarrow \infty$.*

For correct uncertainty quantification Li and Fearnhead (2018a) require that $\epsilon = o(v_n^{-1})$, so that in this case ESS_{ABC} is $o(v_n^{-d})$. Each approximate Bayesian computation sample requires only one summary statistic simulation, whereas each synthetic likelihood simulation requires m . Dividing the ESS by the number of simulations required for each algorithm gives a useful measure of computational efficiency. For approximate Bayesian computation,

$$\frac{\text{ESS}_{\text{ABC}}}{N} = o(v_n^{-d}), \quad (8)$$

whereas for the synthetic likelihood with $m(n) = \lceil Cv_n^\gamma \rceil$,

$$\frac{\text{ESS}_{\text{BSL}}}{mN} \rightarrow \frac{1}{m} \asymp v_n^{-\gamma}, \quad (9)$$

as $n \rightarrow \infty$. The conditions on $m(n)$ ensure correct uncertainty quantification asymptotically by the synthetic likelihood posterior. If Assumption 4 (ii) is satisfied and γ is taken to be less than 1, then the synthetic likelihood is more efficient than approximate Bayesian computation for any d , when both algorithms give correct uncertainty quantification. This is also true if Assumption 4 (i) is satisfied with γ equal to 1.

The example in Section 3 of Price et al. (2018) compares rejection approximate Bayesian computation and a rejection version of synthetic likelihood, where the model is normal and $\Sigma(\theta)$ is constant and does not need to be estimated. They find that with the prior as the proposal, approximate Bayesian computation is more efficient when $d = 1$, equally efficient when $d = 2$, but less efficient than synthetic likelihood when $d > 2$. The essence of the example is that the sampling variability in estimating $b(\theta)$ can be equated with the effect of the kernel, for a Gaussian kernel, in their toy normal model for a certain relationship between ϵ and m . Our discussion above suggests that in general models, and with a reasonable proposal, the synthetic likelihood is preferable to the basic approximate Bayesian computation algorithm asymptotically no matter what the dimension of the summary statistic. However, this greater computational efficiency is achieved through the strong normality assumption.

Li and Fearnhead (2018a) analyze a rejection and importance sampling algorithm related to Algorithm 1. Under appropriate conditions they show that for a good proposal, if ϵ is

chosen as a function of n so that $\epsilon = \epsilon(n) = O(v_n^{-1})$, then the acceptance probability in their algorithm goes to 1 asymptotically. However, while choosing $\epsilon = O(v_n^{-1})$ suffices for good point estimation based on the approximate Bayesian computation posterior mean, a choice of $\epsilon = o(v_n^{-1})$ is needed for correct uncertainty quantification, and in this case the acceptance probability goes to zero. They also compare the efficiency of variants of rejection and importance sampling approximate Bayesian computation with a good proposal, with and without regression adjustment, and the variant with regression adjustment allows ϵ to decrease to zero at a slower rate while still giving accurate uncertainty quantification. We leave a theoretical comparison of synthetic likelihood to regression adjusted versions of approximate Bayesian computation to future work.

5 Adjustments for misspecification

The asymptotic results of Section 3 suggest the possibility of adjusting inferences to account for misspecification, at least when Assumption 3 is satisfied. We outline one approach, but there are other ways to do so. Suppose we have a sample θ^q , $q = 1, \dots, Q$, approximately from $\tilde{\pi}(\theta|S_n)$, obtained by Markov chain Monte Carlo for example. Let $\bar{\theta}$ denote the synthetic likelihood posterior mean, let $\bar{\Gamma}$ denote the synthetic likelihood posterior covariance, and write $\bar{\theta}$ and $\bar{\Gamma}$ for their sample estimates based on θ^q , $q = 1, \dots, Q$. Consider the adjusted sample

$$\theta^{A,q} = \bar{\theta} + \bar{\Gamma}\tilde{\Omega}^{1/2}\bar{\Gamma}^{-1/2}(\theta^q - \bar{\theta}), \quad (10)$$

$q = 1, \dots, Q$, where $\tilde{\Omega}$ is an estimate of $\text{var}\{\nabla_{\theta} \log g_n(S_n|\bar{\theta})\}$, where the estimation of $\tilde{\Omega}$ is discussed below. We propose using (10) as an approximate sample from the posterior which will be similar to the original sample when the model is correctly specified but gives asymptotically valid frequentist inference about the pseudo-true parameter value when the model is misspecified.

The motivation for (10) is that if θ^q is approximately drawn from the normal distribution $N(\bar{\theta}, \bar{\Gamma})$, then $\theta^{A,q}$ is approximately a draw from $N(\bar{\theta}, \bar{\Gamma}\tilde{\Omega}\bar{\Gamma})$. Remark 8 following Corollary 3 implies that if $\tilde{\Omega} \approx \text{var}\{\nabla_{\theta} \log g_n(S_n|\theta_0)\}$ and $\bar{\Gamma}$ is approximately the inverse negative Hessian of $\log g(S_n|\theta)$ at θ_0 , then the covariance matrix of the adjusted samples will be approximately that of the sampling distribution of the Bayesian synthetic likelihood posterior mean, giving approximate frequentist validity to posterior credible intervals based on the adjusted posterior samples. We now suggest two ways to obtain $\tilde{\Omega}$. The first is suitable for the case when the model assumed for y is true, but the covariance matrix $\lim_n v_n^2 A_n(\theta_0)^{\top} A_n(\theta_0) \neq V_0$, which we refer to as misspecification of the working covariance matrix. The second way is suitable when the models for both y and the working covariance matrix may be misspecified.

5.1 Estimating $\text{var}\{\nabla_{\theta} \log g_n(S_n|\theta_0)\}$ when the model for y is correct

Algorithm 3 shows how to estimate $\tilde{\Omega}$ when the model for y is correct.

Algorithm 3: Estimating $\text{var} \{ \nabla_{\theta} \log g_n(S_n | \theta_0) \}$ when the model for y is correct.

1. For $j = 1, \dots, J$, draw $S^{(j)} \sim G_n^{\bar{\theta}}$, where $\bar{\theta}$ is the estimated synthetic likelihood posterior mean.
2. Approximate $g^{(j)} = \nabla_{\theta} \log g_n(S^{(j)} | \bar{\theta})$. See the discussion in Section 6.2 for the approximation to this gradient used in the examples.
3. Return

$$\tilde{\Omega} = \frac{1}{J-1} \sum_{j=1}^J (g^{(j)} - \bar{g})(g^{(j)} - \bar{g})^T,$$

where $\bar{g} = J^{-1} \sum_{j=1}^J g^{(j)}$.

5.2 Estimating $\text{var} \{ \nabla_{\theta} \log g_n(S_n | \theta_0) \}$ when both the model for y and the covariance matrix may be incorrect

We may still be able to estimate $\text{var} \{ \nabla_{\theta} \log g_n(S | \theta_0) \}$ even if the model for y is incorrect. In particular, if y_1, \dots, y_n are independent, then we can use the bootstrap to approximate the distribution of S_n at θ_0 and hence estimate $\text{var} \{ \nabla_{\theta} \log g_n(S | \theta_0) \}$. The approximation can be done as in Algorithm 3, but with Step 1 replaced by

1. For $j = 1, \dots, J$, sample y with replacement to get a bootstrap sample $y^{(j)}$ with corresponding summary $S^{(j)}$.

If the data are dependent it may still be possible to use the bootstrap (Kreiss and Paparoditis, 2011) but the implementation details are model dependent.

5.3 What the adjustments can and cannot do

The adjustments suggested above are intended to achieve asymptotically valid frequentist inference when $\lim_n A_n(\theta_0)^{\top} A_n(\theta_0) \neq V_0$, or when the model for y is misspecified but S_n still satisfies a central limit theorem. The adjustment will not recover the posterior distribution that is obtained when the model is correctly specified. Asymptotically valid frequentist estimation based on the synthetic likelihood posterior mean for the misspecified synthetic likelihood is frequentist inference based on a point estimator of θ that is generally less efficient than in the correctly specified case. Matching posterior uncertainty after adjustment to the sampling variability of such an estimator does not recover the posterior uncertainty from the correctly specified situation.

6 Examples

6.1 Toy example

Suppose that y_1, \dots, y_n are independent observations from a negative binomial distribution $\text{NB}(5, 0.5)$ so that the y_i have mean 5 and variance 10. We model the y_i as independent

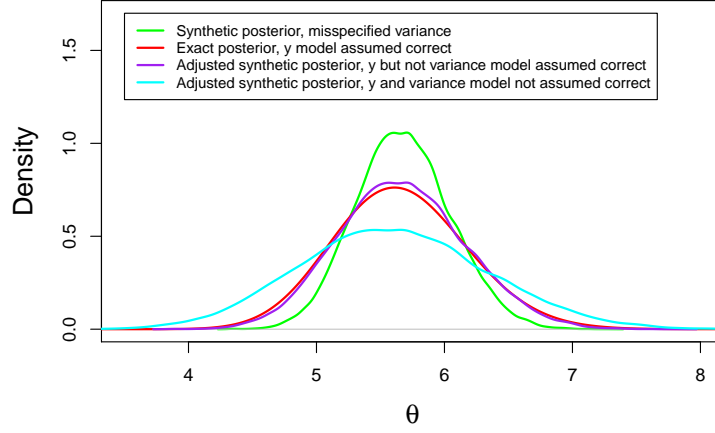


Figure 1: Exact, synthetic and adjusted synthetic posterior densities for toy example.

and coming from a $\text{Poisson}(\theta)$ distribution and act as if the likelihood is intractable, basing inference on the sample mean \bar{y} as the summary statistic S . The pseudo-true parameter value θ_0 is 5, since this is the parameter value for which the summary statistic mean matches the corresponding mean for the true data generating process.

Under the Poisson model the synthetic likelihood has $b(\theta) = \theta$ and $A_n(\theta)^\top A_n(\theta) = \theta/n$. We consider a simulated dataset with $n = 20$, and we also consider deliberately misspecifying the variance model in the synthetic likelihood under the Poisson model as $A_n(\theta)^\top A_n(\theta) = \theta/(2n)$. As noted previously, the deliberate misspecification of $\text{var}(S_n|\theta)$ may be of interest in problems with a high-dimensional S_n as a way of reducing the number of simulated summaries needed to estimate $\text{var}(S_n|\theta)$ with reasonable precision; for example, we might assume $\text{var}(S_n|\theta)$ is diagonal or based on a factor model.

Figure 1 shows the estimated posterior densities obtained using a number of different approaches, when the prior for θ is $\text{Gamma}(2, 0.5)$. The narrowest green density is obtained from the synthetic likelihood with misspecified variance. This density is obtained using a run of 50,000 iterations of a Metropolis-Hastings Markov chain Monte Carlo algorithm using a normal random walk proposal. The red density is the exact posterior assuming the Poisson likelihood is correct, which is $\text{Gamma}(2 + n\bar{y}, 0.5 + n)$. The purple density is a kernel density estimate from adjusted synthetic likelihood samples, using the method of Section 5.1 for the adjustment in which the y model is assumed correct but the working covariance matrix is misspecified. The figure shows that the adjustment gives a result very close to the exact posterior under an assumed Poisson model. Finally, the light blue curve shows a kernel density estimate from adjusted synthetic likelihood samples, where we use the method of Section 5.2 based on the bootstrap without assuming that the Poisson model is correct. This posterior is more dispersed than the one obtained under the Poisson assumption, since the negative binomial generating density is overdispersed relative to the Poisson, and hence the observed \bar{y} is less informative about the pseudo-true parameter value than implied by the Poisson model.

6.2 Examples with a high-dimensional summary statistic

This section explores the efficacy of our adjustment method when using a misspecified covariance in the presence of a high-dimensional summary statistic S . In all the examples below we use the shrinkage estimator of Warton (2008) to reduce the number of simulations required to obtain stable covariance matrix estimation in the synthetic likelihood. Based on m independent model simulations we estimate the covariance matrix by

$$\hat{\Sigma}_\gamma = \hat{D}^{1/2} \left\{ \gamma \hat{C} + (1 - \gamma) I \right\} \hat{D}^{1/2}, \quad (11)$$

where \hat{C} is the sample correlation matrix, \hat{D} is the diagonal matrix of component sample variances, and $\gamma \in [0, 1]$ is a shrinkage parameter. The matrix $\hat{\Sigma}_\gamma$ is non-singular if $\gamma < 1$ even if m is less than the dimension of the observations. This estimator shrinks the sample correlation matrix towards the identity. When $\gamma = 1$ (resp. $\gamma = 0$) there is no shrinkage (resp. a diagonal covariance is produced). Here we choose the value of γ to allow us to perform 1/10 of the simulations compared to standard synthetic likelihood for Bayesian inference. We are interested in the effect of the shrinkage on the synthetic likelihood approximation and whether our methods can offer a useful correction. In general, we will use very heavy shrinkage to stabilize covariance estimation in the synthetic likelihood procedure. So we can think of the shrinkage estimator as specifying $A_n(\theta)^\top A_n(\theta)$.

To perform the adjustment, it is necessary to approximate the derivative of the synthetic log-likelihood, with shrinkage applied, at a point estimate of the parameter which we take as the estimated posterior mean $\bar{\theta}$ of the Bayesian synthetic likelihood approximation. A computationally efficient approach for estimating these derivatives uses Gaussian process emulation of the approximate log-likelihood surface based on a pre-computed training sample. The training sample is constructed around $\bar{\theta}$, because this is the only value of θ for which the approximate derivative is required. We sample B values using Latin hypercube sampling from the hypercube defined by $[\bar{\theta}_k - \delta_k, \bar{\theta}_k + \delta_k]$, where $\bar{\theta}_k$ denotes the k th component of $\bar{\theta}$ and take δ_k as the approximate posterior standard deviation of θ_k . Denote the collection of training data as $\mathcal{T} = \{\theta^b, \mu^b, \Sigma_\gamma^b\}_{b=1}^B$, where θ^b is the b th training sample and μ^b and Σ_γ^b are the corresponding estimated mean and covariance of the synthetic likelihood from m model simulations, respectively. This training sample is stored and recycled for each simulated dataset generated from $\bar{\theta}$ that needs to be processed in the adjustment method, which is described in more detail next.

For a simulated statistic $S^{(j)}$ generated from the model at $\bar{\theta}$, the shrinkage synthetic log-likelihood is rapidly computed at each θ^b in the training data \mathcal{T} using the pre-stored information, denoted $l^b = l(\theta^b; S^{(j)})$. Then, a Gaussian process regression model is fit based on the collection $\{\theta^b, l^b\}_{b=1}^B$, with l^b as the response and θ^b as the predictor. We use a zero-mean Gaussian process with squared exponential covariance function with different length scales for different components of θ and then approximate the gradient of $\log g_n(S^{(j)}|\bar{\theta})$ by computing the derivative of the smooth predicted mean function of the Gaussian process at $\bar{\theta}$. We can show that this is equivalent to considering the bivariate Gaussian process of the original process and its derivative, and performing prediction for the derivative value. We estimate the derivative using a finite difference approximation because it is simpler than computing the estimate explicitly. We used $B = 200$ training samples and $J = 200$ datasets to construct the matrix $\tilde{\Omega}$. The amount of computing required to get a reliable estimate is clearly substantial.

Both examples below use 20,000 iterations of Markov chain Monte Carlo for standard and shrinkage Bayesian synthetic likelihood with a multivariate normal random walk proposal. In each case, the covariance of the random walk was set based on an approximate posterior covariance obtained by pilot Markov chain Monte Carlo runs.

6.3 Moving average example

The moving average time series model is a popular toy example in likelihood-free inference research. We consider the moving average model of order 2 (MA(2)):

$$y_t = z_t + \theta_1 z_{t-1} + \theta_2 z_{t-2},$$

for $t = 1, \dots, T$, where $z_t \sim N(0, 1)$, $t = -1, \dots, T$. To ensure that the parameters are identified, we assume that the MA(2) model is invertible, which means that $\theta = (\theta_1, \theta_2)$ is constrained to the space $-1 < \theta_2 < 1, \theta_1 + \theta_2 > -1, \theta_1 - \theta_2 < 1$. and use a uniform prior over this region. The density of observations from an MA(2) model is multivariate normal, with $\text{var}(y_t) = 1 + \theta_1^2 + \theta_2^2$, $\text{cov}(y_t, y_{t-1}) = \theta_1 + \theta_1\theta_2$, $\text{cov}(y_t, y_{t-2}) = \theta_2$, with all other covariances equal to 0. We use a simulated dataset with parameters $\theta_1 = 0.6$ and $\theta_2 = 0.2$.

In this example we use the first 50 autocovariances as the summary statistic. The autocovariances are a reasonable choice here as they are informative about the parameters and satisfy a central limit theorem (Hannan, 1976). We refer to the synthetic likelihood method using the sample covariance matrix as Bayesian synthetic likelihood, and the shrinkage version as shrinkage Bayesian synthetic likelihood. We used $m = 1,000$ simulations per iteration for Bayesian synthetic likelihood, but for the shrinkage method with a diagonal covariance matrix ($\gamma = 0$), it was sufficient to use $m = 100$ simulations per iteration to obtain a synthetic log-likelihood estimator with a similar variance, when evaluated at the true parameter value. The Markov chain Monte Carlo acceptance rates for Bayesian synthetic likelihood and shrinkage Bayesian synthetic likelihood were 29% and 32% respectively. Ignoring posterior accuracy, shrinkage Bayesian synthetic likelihood is around 10 times more efficient in terms of MCMC effective sample size per model simulation. Given that the likelihood is available in this example, we compare with the true posterior based on a Markov chain Monte Carlo sample. We compare the performance of Bayesian synthetic likelihood with and without shrinkage to the estimate of the true posterior obtained using Markov chain Monte Carlo.

The left panel of Figure 2 shows that the Bayesian synthetic likelihood posterior is similar to the true posterior, which is not surprising given the close to sufficient choice of summary statistic and asymptotic normality of the summary statistic. The centre panel shows that the unadjusted shrinkage Bayesian synthetic likelihood posterior is dissimilar to the Bayesian synthetic likelihood posterior, having a different dependence structure and larger variances. However, the adjustment succeeds here in giving uncertainty quantification that is much closer to the Bayesian synthetic likelihood posterior. It is not expected that adjustment should recover the posterior for Bayesian synthetic likelihood from the shrinkage method, since the adjustment aims at asymptotically correct frequentist estimation, which is a different goal to recovering the Bayesian synthetic likelihood posterior. However, a comparison with the Bayesian synthetic likelihood posterior is informative about how much efficiency is lost compared to the Bayesian synthetic likelihood analysis.

Finally, to assess the method’s ability to obtain better frequentist coverage rates, and to assess the adjustment in more detail, we generate 100 independent datasets as above. Table 1

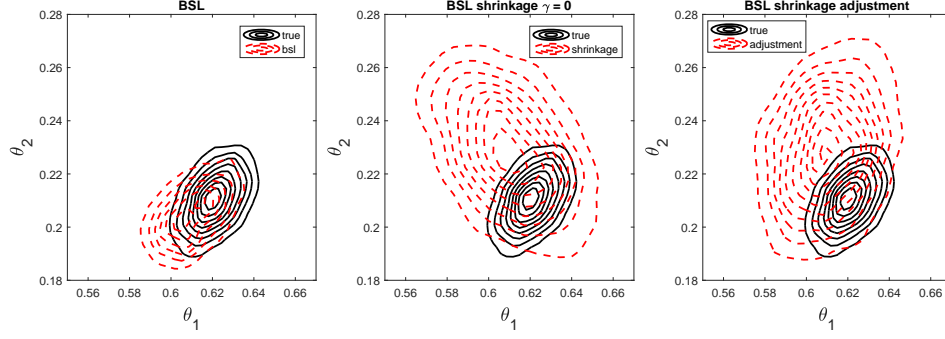


Figure 2: Adjustment results for the moving average example. The left panel shows contour plots for the true and Bayesian synthetic likelihood posterior densities, the centre panel shows the true and shrinkage synthetic likelihood posterior densities, while the right panel shows contour plots for the true and adjusted synthetic likelihood posteriors.

quantity/method	exact	BSL	BSL shrinkage	BSL shrinkage adjustment
θ_1	94/85/79	92/86/76	98/97/95	97/93/85
θ_2	96/88/76	97/87/76	95/89/79	96/92/83
(θ_1, θ_2)	95/88/69	93/88/73	91/88/80	95/93/82
$1 + \theta_1^2 + \theta_2^2$	94/88/80	93/87/74	95/88/80	95/90/83
$\theta_1 + \theta_1 \cdot \theta_2$	94/90/78	95/89/71	90/84/75	96/88/83

Table 1: Estimated coverage for credible intervals having nominal 95/90/80% credibility for the exact, Bayesian synthetic likelihood, shrinkage Bayesian synthetic likelihood and shrinkage Bayesian synthetic likelihood with adjustment posteriors for θ_1 , θ_2 , the joint distribution of θ_1 and θ_2 , $1 + \theta_1^2 + \theta_2^2$ (the variance of y_t) and $\theta_1 + \theta_1 \cdot \theta_2$ (the covariance of y_t and y_{t-1}).

shows the estimated coverage for credible intervals having nominal 95/90/80% credibility for the exact, Bayesian synthetic likelihood, shrinkage Bayesian synthetic likelihood and adjusted shrinkage Bayesian synthetic likelihood posterior densities for θ_1 , θ_2 , the joint distribution of θ_1 and θ_2 , $1 + \theta_1^2 + \theta_2^2$ (the variance of y_t) and $\theta_1 + \theta_1 \cdot \theta_2$ (the covariance of y_t and y_{t-1}). The exact and Bayesian synthetic likelihood posterior densities show some undercoverage generally for all quantities. The shrinkage Bayesian synthetic likelihood results produces overcoverage for θ_1 and undercoverage for the lag 1 autocovariance. The former is due to an inflated posterior variance and the latter is due to incorrectly estimated posterior dependence between θ_1 and θ_2 (see again Figure 2 for an illustration). The adjustment results show reasonable coverage rates for all quantities, with a small amount of overcoverage generally. Overall, the adjustment Bayesian synthetic likelihood performs better than shrinkage Bayesian synthetic likelihood.

6.4 Toad Example

The second example is an individual-based model of a species called Fowler’s Toads (*Anaxyrus fowleri*) developed by Marchand et al. (2017), which was previously analysed by An et al. (2019). We briefly describe this example; see Marchand et al. (2017) and An et al. (2019) for

further details.

The model assumes that a toad hides in its refuge site in the daytime and moves to a randomly chosen foraging place at night. GPS location data are collected on n_t toads for n_d days, so the matrix of observations Y is $n_d \times n_t$ dimensional. In this example we use both simulated and real data. For the simulated data, we use $n_t = 66$ and $n_d = 63$ and summarize the data by 4 sets of statistics comprising the relative moving distances for time lags of 1, 2, 4 and 8 days. For instance, y_1 consists of the displacement information of lag 1 day, $y_1 = \{|Y_{i,j} - Y_{i+1,j}|; 1 \leq i \leq n_d - 1, 1 \leq j \leq n_t\}$.

Simulating from the model involves two processes. For each toad, we first generate an overnight displacement, Δy , then mimic the returning behaviour with a simplified model. The overnight displacement is assumed to belong to the Lévy-alpha stable distribution family, with stability parameter α and scale parameter δ . With probability $1 - p_0$, the toad will take refuge at the location it moved to. With probability p_0 , the toad will return to the same refuge site as day $1 \leq i \leq M$ (where M is the number of days the simulation has run for) where i is selected randomly from $1, 2, \dots, M$ with equal probability. For the simulated data we take $\theta = (\alpha, \delta, p_0) = (1.7, 35, 0.6)$, which is a parameter value fitting the real data well, and assume a uniform prior over $(1, 2) \times (0, 100) \times (0, 0.9)$ for θ .

As in Marchand et al. (2017), the dataset of displacements is split into two components. If the absolute value of the displacement is less than 10 metres, it is assumed the toad has returned to its starting location. For the summary statistic, we consider the number of toads that returned. For the non-returns (absolute displacement greater than 10 metres), we calculate the log difference between adjacent p -quantiles with $p = 0, 0.1, \dots, 1$ and also the median. These statistics are computed separately for the four time lags, resulting in a 48 dimensional statistic. For standard Bayesian synthetic likelihood, we used $m = 500$ simulations per Markov chain Monte Carlo iteration. However, with a shrinkage parameter of $\gamma = 0.1$ it was only necessary to use $m = 50$ simulations per Markov chain Monte Carlo iteration. For the simulated data, the Markov chain Monte Carlo acceptance rates are 16% and 21% for standard and shrinkage Bayesian synthetic likelihood, respectively. For the real data, the acceptance rates are both roughly 24%.

Figure 3 summarizes the results for the simulated data and shows that the shrinkage Bayesian synthetic likelihood posterior underestimates the variance and has the wrong dependence structure compared to the standard Bayesian synthetic likelihood posterior. The adjusted posterior produces uncertainty quantification that is closer to the standard Bayesian synthetic likelihood procedure, although its larger variances indicate that there is a loss in efficiency in using frequentist inference based on the shrinkage Bayesian synthetic likelihood point estimate. The results for the real data in Figure 4 are qualitatively similar. There is less difference in the posteriors means between the standard and shrinkage Bayesian synthetic likelihood methods for the real data compared to the simulated data, and generally less variance inflation in the adjusted results for the real data compared to the simulated data.

7 Discussion

Our article examines the asymptotic behaviour of Bayesian inference using the synthetic likelihood when the summary statistic satisfies a central limit theorem. The synthetic likelihood asymptotically quantifies uncertainty similarly to approximate Bayesian computation methods

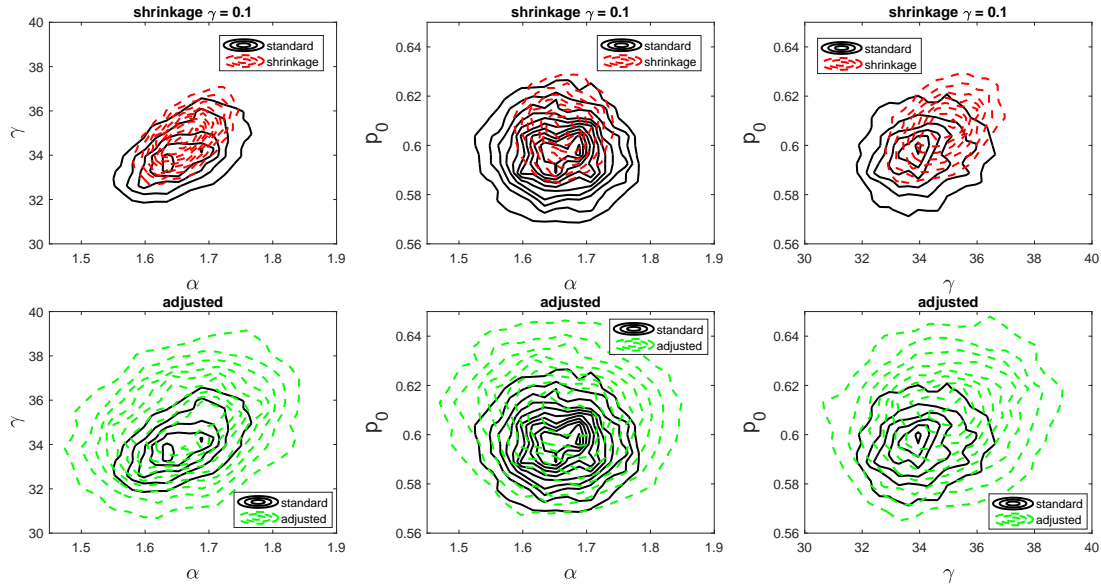


Figure 3: Adjustment results for the toad example based on the simulated data. The panels in the top row are bivariate contour plots of the standard and shrinkage Bayesian synthetic likelihood posteriors. The panels in the bottom row are bivariate contour plots of the standard and adjusted Bayesian synthetic likelihood posteriors.

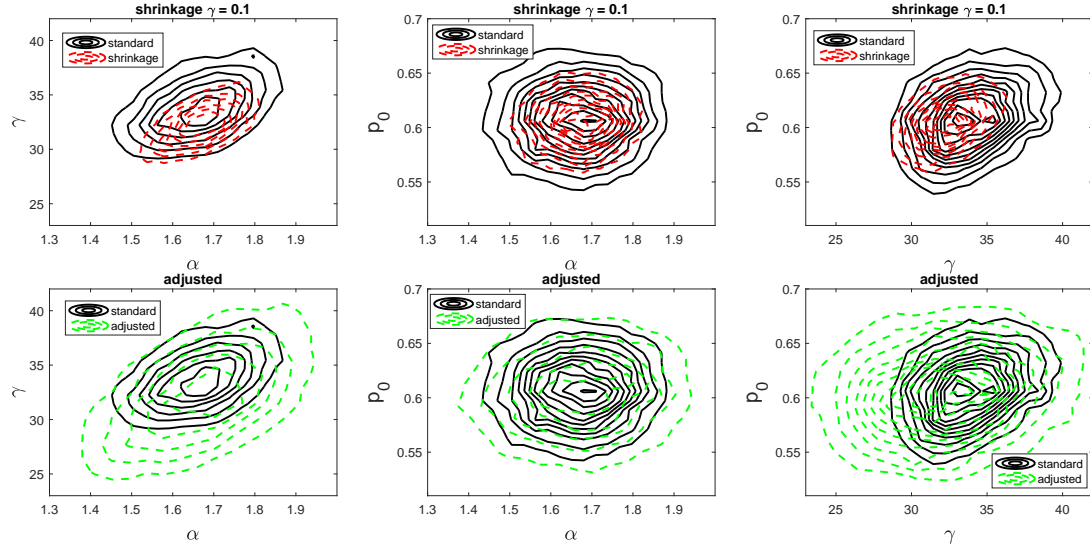


Figure 4: Adjustment results for the toad example based on the real data. The top row panels are bivariate contour plots of the standard and shrinkage Bayesian synthetic likelihood posteriors. The bottom row panels are bivariate contour plots of the standard and adjusted Bayesian synthetic likelihood posteriors.

under appropriate algorithm settings and assumptions leading to correct uncertainty quantification. We also examine the effect of estimating the mean and covariance matrix in synthetic likelihood algorithms, as well as the computational efficiency of similar versions of importance sampling for Bayesian synthetic likelihood and approximate Bayesian computation. Adjustments are also discussed for misspecification of the synthetic likelihood covariance, when such misspecification is useful for computational reasons. These adjustments may also be useful when the model for y is misspecified, provided that inference on the pseudo-true parameter value has some interest.

It would be interesting to compare theoretically the computational efficiency of synthetic likelihood with regression-adjusted versions of approximate Bayesian computation, in the same way that Li and Fearnhead (2018b) compared approximate Bayesian computation algorithms with and without regression adjustment. We mentioned that our adjustment methods do not apply when the summary statistics do not satisfy a central limit theorem, so they are not useful for accounting for non-normality of the summary statistics. Some approaches consider more complex parametric models than normal for addressing this issue, and the asymptotic framework developed here might be adapted for other parametric model approximations for the summaries. We leave these extensions to future work.

Acknowledgement

David Nott was supported by a Singapore Ministry of Education Academic Research Fund Tier 1 grant and is affiliated with the Operations Research and Analytics Research cluster at the National University of Singapore. Christopher Drovandi was supported by an Australian Research Council’s Discovery Early Career Researcher Award funding scheme. Robert Kohn was partially supported by the Center of Excellence grant CE140100049 and Robert Kohn, Christopher Drovandi and David Frazier are affiliated with the Australian Centre of Excellence for Mathematical and Statistical Frontiers. We thank Ziwen An for preparing computer code for the toad example.

Appendix

Proofs of the main results

Proof of Theorem 1. The posterior density of $b = b(\theta)$ is

$$\pi(b|S_n) \propto \pi(b)g_n(S_n|b), \quad (12)$$

up to a normalizing constant that ensures that $\pi(b|S_n)$ is a density, where

$$g_n(S_n|b) := (2\pi)^{-\frac{d}{2}} |A_n(b)|^{-1} \exp \left(-\frac{1}{2} [\{A_n(b)\}^{-1} (b - S_n)]^\top [\{A_n(b)\}^{-1} (b - S_n)] \right).$$

The posterior density of $t := v_n(b - S_n)$ is

$$\pi(t|S_n) = C_n^{-1} \pi(t/v_n + S_n) g_n(S_n|t/v_n),$$

because the map $\theta \mapsto b(\theta)$ is injective, where

$$C_n := \int \pi(t/v_n + S_n) g_n(S_n|t/v_n) du$$

and where we redefine

$$g_n(S_n|u/v_n) := (2\pi)^{-\frac{d}{2}} |v_n A_n(u/v_n + S_n)|^{-1} \times \exp\left(-\frac{1}{2} [\{v_n A_n(u/v_n + S_n)\}^{-1} t]^\top [\{v_n A_n(u/v_n + S_n)\}^{-1} t]\right).$$

We will show that

$$\int (1 + |t|^\kappa) |\pi(t|S_n) - \varphi_d\{t|B(\theta_0)\}| dt \xrightarrow{P_n^0} 0,$$

and the result then follows from Assumption 3.

Define $B_n(t/v_n + S_n) := v_n A_n(u/v_n + S_n)$, $B_0 := B(b_0)$. Then,

$$\int |t|^\kappa |\pi(t|S_n) - \varphi_d(t|B_0)| dt = (2\pi)^{-d/2} C_n^{-1} J_n$$

for $\kappa \geq 0$, where

$$J_n := \int |t|^\kappa \left| |B_n(t/v_n + S_n)|^{-1} \exp\{-\omega(t)/2\} \pi(t/v_n + S_n) - |B_0|^{-1} \exp\left\{-\frac{1}{2} t^\top (B_0^\top B_0)^{-1} t\right\} C_n \right| dt,$$

$$\omega(t) := t^\top B_n(t/v_n + S_n)^\top B_n(t/v_n + S_n) t,$$

and

$$C_n := \int |B_n(t/v_n + S_n)|^{-1} \exp\{-\omega(t)/2\} \pi(t/v_n + S_n) dt.$$

Note that,

$$J_n \leq J_{1n} + J_{2n},$$

where

$$J_{1n} := \int |t|^\kappa \left| |B_n(t/v_n + S_n)|^{-1} \exp(-w(t)/2) \pi\left(S_n + \frac{t}{v_n}\right) - |B_0|^{-1/2} \exp\left\{-\frac{1}{2} t^\top (B_0^\top B_0)^{-1} t\right\} \pi(b_0) \right| dt \quad (13)$$

$$J_{2n} := |C_n - \pi(b_0)| \int |t|^\kappa |B_0|^{-1} \exp\left\{-\frac{1}{2} t^\top (B_0^\top B_0)^{-1} t\right\} dt. \quad (14)$$

The result follows if $J_{1n} = o_p(1)$ since, taking $\kappa = 0$, $J_{1n} = o_p(1)$ implies that

$$\begin{aligned} |C_n - \pi(b_0)| &= \left| \int |B_n(t/v_n + S_n)|^{-1} \exp\{-\omega(t)/2\} \pi(t/v_n + S_n) dt - \right. \\ &\quad \left. \pi(b_0) \int |B_0|^{-1} \exp\left\{-\frac{1}{2} t^\top (B_0^\top B_0)^{-1} t\right\} dt \right| \\ &= o_p(1), \end{aligned}$$

which implies $J_{2n} = o_p(1)$. The result then follows by Lemma 2, where we prove that $J_{1n} = o_p(1)$. \square

Proof of Corollary 1. We prove the result for $b := b(\theta)$, using Assumption 3, and in particular injectivity, to obtain the result for θ . We define $\widehat{b} := \int b\pi(b|S_n)db$ as the posterior mean of b , with the posterior density for b given by equation (12).

Define $M_0 := (B_0^\top B_0)^{-1}$ and write $v_n M_0(\widehat{b} - b_0) = v_n M_0(\widehat{b} - S_n) + v_n M_0(S_n - b_0)$. From Assumption 1,

$$v_n M_0(S_n - b_0) \Rightarrow N\left(0, M_0 V_0 M_0'\right).$$

We now show that $v_n M_0(\widehat{b} - S_n) = o_p(1)$. Since M_0 is positive-definite by Assumption 2, this is equivalent to showing $v_n(\widehat{b} - S_n) = o_p(1)$. The change of variables $b \mapsto t := v_n(b - S_n)$ yields

$$\widehat{b} = \int b\pi(b|S_n)db = \int (t/v_n + S_n)\pi(t|S_n)dt = \frac{1}{v_n} \int t\pi(t|S_n)dt + S_n,$$

so that

$$\begin{aligned} v_n(\widehat{b} - S_n) &= \int t\pi(t|S_n)dt \\ &= \int t\{\pi(t|S_n) - \varphi(t|B_0)\}dt + \int t\varphi(t|B_0)dt. \end{aligned} \quad (15)$$

The second term on the right-hand side of (15) is zero. Therefore,

$$\left|v_n(\widehat{b} - S_n)\right| = \left|\int t\{\pi(t|S_n) - \varphi(t|B_0)\}dt\right| \leq \int |t| |\pi(t|S_n) - \varphi(t|B_0)|dt.$$

The right-hand side of the above converges to zero in probability by Theorem 1. Therefore, by Assumption 3 and the posterior concentration demonstrated in Theorem 1,

$$v_n M_0(\widehat{b} - b_0) = M_0 \nabla b(\theta_0) v_n(\widehat{\theta} - \theta_0) + o_p(1) = M_0 v_n(b_0 - S_n) + o_p(1).$$

Multiplying both sides by $\nabla b(\theta_0)^\top$ and re-arranging terms then yields

$$v_n(\widehat{\theta} - \theta_0) = \{\nabla b(\theta_0)^\top M_0 \nabla b(\theta_0)\}^{-1} \nabla b(\theta_0)^\top M_0 v_n(b_0 - S_n) + o_p(1).$$

The result follows from the asymptotic normality of $v_n(b_0 - S_n)$ in Assumption 1. \square

Remark 8. The proof of Corollary 2 follows a similar strategy to those considered in several works, such as Lehmann and Casella (1998). Our arguments are perhaps most closely related to the arguments in Chernozhukov and Hong (2003), which considered the asymptotic behaviour of Laplace-type estimators. However, there are several key differences between Bayesian synthetic likelihood and Laplace-type estimators. Most importantly, the reduction of the data down to a vector of summary statistics, the use of artificial simulated data, and the estimated nature of the synthetic likelihood criterion in (2) are key distinctions between our results and those of Chernozhukov and Hong (2003).

Proof of Corollary 2. Define $M_n(\theta) := \{v_n^2 A_n(\theta)^\top A_n(\theta)\}^{-1}$, $M_0(\theta) := \{B(\theta)^\top B(\theta)\}^{-1}$, and $M_0 := M_0(\theta_0)$. Consider the decomposition

$$v_n\{\widehat{b}_n(\theta) - S_n\}^\top M_n(\theta) v_n\{\widehat{b}_n(\theta) - S_n\} = v_n\{b(\theta) - S_n\}^\top M_n(\theta) v_n\{b(\theta) - S_n\} + R_n(\theta),$$

where the remainder term $R_n(\theta)$ is given by

$$\begin{aligned}
R_n(\theta) &= R_{1n}(\theta) + R_{2n}(\theta), \\
R_{1n}(\theta) &= v_n \{S_n - b(\theta)\}^\top \{M_n(\theta) - M_0(\theta)\} v_n \{S_n - b(\theta)\} \\
&\quad + v_n \left\{ b(\theta) - \widehat{b}_n(\theta) \right\}^\top \{M_n(\theta) - M_0(\theta)\} v_n \left\{ b(\theta) - \widehat{b}_n(\theta) \right\} \\
&\quad - 2v_n \left\{ b(\theta) - \widehat{b}_n(\theta) \right\}^\top \{M_n(\theta) - M_0(\theta)\} v_n \{S_n - b(\theta)\}, \\
R_{2n}(\theta) &= v_n^2 \left\{ b(\theta) - \widehat{b}_n(\theta) \right\}^\top M_0(\theta) \left\{ b(\theta) - \widehat{b}_n(\theta) \right\} - 2v_n^2 \left\{ b(\theta) - \widehat{b}_n(\theta) \right\}^\top M_0(\theta) \{S_n - b(\theta)\}.
\end{aligned}$$

Apply this decomposition to $\widetilde{\pi}(\theta|S_n)$ and deduce that

$$\begin{aligned}
\widetilde{\pi}(\theta|S_n) &\propto \pi(\theta) \int N \left\{ S_n; \widehat{b}_n(\theta), M_n(\theta) \right\} \left[\prod_{i=1}^m g_n \{S_n(z^i) | \theta\} \right] dS_n(z^1) \cdots dS_n(z^m) \\
&= (2\pi)^{-d/2} |M_n(\theta)|^{1/2} \pi(\theta) \exp \left[-\frac{1}{2} v_n^2 \{S_n - b(\theta)\}^\top M_n(\theta) \{S_n - b(\theta)\} \right] L_n(\theta) K_n^{-1}
\end{aligned}$$

where

$$L_n(\theta) := \int \exp \left\{ -\frac{1}{2} R_n(\theta) \right\} \left[\prod_{i=1}^m g_n \{S_n(z^i) | \theta\} \right] dS_n(z^1) \cdots dS_n(z^m)$$

and

$$K_n := \int |M_n(\theta)|^{1/2} \exp \left[-\frac{1}{2} v_n \{S_n - b(\theta)\}^\top M_n(\theta) v_n \{S_n - b(\theta)\} \right] \pi(\theta) L_n(\theta) d\theta.$$

We only sketch the main ideas of the rest of the proof as the approach is similar to that of Theorem 1.

Using similar arguments to those in the proof of Theorem 1, we have that

$$\int |t|^\kappa |\widetilde{\pi}(t|S_n) - \varphi_d(t|B_0)| dt = (2\pi)^{-d/2} K_n^{-1} J_n,$$

where

$$\begin{aligned}
J_n &:= \int |t|^\kappa \left| |M_n(t/v_n + S_n)|^{1/2} \exp\{-\omega(t)/2\} \pi(t/v_n + S_n) L_n(t/v_n + S_n) - \right. \\
&\quad \left. |M_0|^{1/2} \exp\left(-\frac{1}{2} t^\top M_0 t\right) K_n \right| dt,
\end{aligned}$$

and $\omega(t) := t^\top M_n(t/v_n + S_n) t$. Note that, $J_n \leq J_{1n} + J_{2n}$, where

$$\begin{aligned}
J_{1n} &:= \int |t|^\kappa \left| |M_n(t/v_n + S_n)|^{1/2} \exp\{-w(t)/2\} \pi\left(S_n + \frac{t}{v_n}\right) L_n\left(S_n + \frac{t}{v_n}\right) - \right. \\
&\quad \left. |M_0|^{1/2} \exp\left\{-\frac{1}{2} t^\top M_0 t\right\} \pi(b_0) \right| dt \\
J_{2n} &:= |K_n - \pi(b_0)| \int |t|^\kappa |M_0|^{1/2} \exp\left(-\frac{1}{2} t^\top M_0 t\right) dt
\end{aligned}$$

Similarly to the proof of Theorem 1, the result follows if $J_{1n} = o_p(1)$, since, taking $\kappa = 0$ implies that

$$|K_n - \pi(b_0)| = o_p(1),$$

ensuring that $J_{2n} = o_p(1)$. The result now follows from Lemma 3, which shows that $J_{1n} = o_p(1)$ under Assumptions 1-5 . \square

Proof of Lemma 1. For the approximate Bayesian computation importance sampling scheme, the importance weight is the random variable

$$W = \frac{\pi(\theta)}{\pi_\epsilon(\theta|S_n)V_d\epsilon^d} I\{S \in B_d(S_n, \epsilon)\},$$

for $S \sim p(S) = \int \pi(\theta)g_n^\theta(S)d\theta$. Hence

$$E(W) = E(E(W|S)) = \frac{1}{V_d\epsilon^d} \int \frac{\pi(\theta)^2}{\pi_\epsilon(\theta|S_n)} \int_{B_d(S_n, \epsilon)} g_n^\theta(S) dS d\theta. \quad (16)$$

The inner integral is $V_d\epsilon^d g_\epsilon(S_n|\theta)$, so that

$$E(W) = \int \frac{\pi(\theta)^2}{\pi_\epsilon(\theta|S_n)} g_\epsilon(S_n|\theta) d\theta.$$

Writing $p_\epsilon(S_n) = \int \pi(\theta)g_\epsilon(S_n|\theta) d\theta$, we obtain

$$\pi_\epsilon(\theta|S_n) = \frac{\pi(\theta)g_\epsilon(S_n|\theta)}{p_\epsilon(S_n)},$$

so that

$$E(W) = \int \pi(\theta)p_\epsilon(S_n)d\theta = p_\epsilon(S_n). \quad (17)$$

Next,

$$E(W^2) = E(E(W^2|S)) = \frac{1}{V_d^2\epsilon^{2d}} \int \frac{\pi(\theta)^3}{\pi_\epsilon(\theta|S_n)^2} \int_{B_d(S_{obs}, \epsilon)} g_n^\theta(S) dS d\theta,$$

and using the expression $V_d\epsilon^d g_\epsilon(S_n|\theta)$ for the inner integral,

$$\begin{aligned} E(W^2) &= \frac{1}{V_d\epsilon^d} \int \frac{\pi(\theta)^3}{\pi_\epsilon(\theta|S_n)^2} g_\epsilon(S_n|\theta) d\theta. \\ &= \frac{1}{V_d\epsilon^d} \int \pi(\theta) \left\{ \frac{p_\epsilon(S_n)}{g_\epsilon(S_n|\theta)} \right\}^2 g_\epsilon(S_n|\theta) d\theta \\ &= \frac{p_\epsilon(S_n)^2}{V_d\epsilon^d} \int \frac{\pi(\theta)}{g_\epsilon(S_n|\theta)} d\theta. \end{aligned} \quad (18)$$

Let ESS_{ABC} and ESS_{BSL} be the values of ESS for approximate Bayesian computation and Bayesian synthetic likelihood. Then

$$\text{ESS}_{\text{ABC}} = \frac{NE(W)^2}{E(W^2)} = \frac{NV_d \epsilon^d}{\int \frac{\pi(\theta)}{\pi_\epsilon(\theta|S_n)} d\theta}.$$

The integral in the denominator goes to infinity as $n \rightarrow \infty$ and $\epsilon \rightarrow 0$ (since the tails of $\pi_\epsilon(\theta|S_n)$ become thinner compared to the prior) so that ESS_{ABC} is $o(\epsilon^d)$.

If $m(n) = \lceil Cv_n^\gamma \rceil$ for the synthetic likelihood, then by Theorem 1 and Corollary 2, the importance weights become uniform as $n \rightarrow \infty$ so that $\text{ESS}_{\text{BSL}} = N$, asymptotically. \square

Lemmas

Recall the definitions $M_n(\theta) := [v_n^2 A_n(\theta)^\top A_n(\theta)]^{-1} \equiv [B_n(\theta)^\top B_n(\theta)]^{-1}$ and $M_0 := [B(\theta_0)^\top B(\theta_0)]^{-1}$.

Lemma 2. *If Assumptions 1-4 are satisfied, then*

$$J_{1n} := \int |t|^\kappa \left| |M_n(t/v_n + S_n)|^{1/2} \exp\{-\omega(t)/2\} \pi(t/v_n + S_n) - |M_0|^{1/2} \exp\{-t^\top B(\theta_0)^\top B(\theta_0)t/2\} \pi(b_0) \right| dt \xrightarrow{P_n^0} 0.$$

Proof. For any $\delta = o(1)$ and $|t| \leq v_n \delta$,

$$\omega(t) := t^\top M_n \left(\frac{t}{v_n} + S_n \right) t = t^\top M_0 t + t^\top \left\{ M_n \left(\frac{t}{v_n} + S_n \right) - M_0 \right\} t.$$

The second term on the right-hand side above is $o_P(|t|^2)$ from the definition of $t = v_n(b - S_n)$, Assumption 2, i.e., $\|M_n(b) - M(b)\| = o_p(1)$, and the convergence in Assumption 1. Hence,

$$\omega(t) = t^\top M_0 t + o_P(|t|^2).$$

We now split the integral for J_{1n} into the three regions for some $0 < h < \infty$ and $\delta > 0$,

1. Region 1: $\{t : |t| \leq h\}$;
2. Region 2: $\{t : h < |t| \leq \delta v_n\}$;
3. Region 3: $\{t : |t| \geq \delta v_n\}$.

Region 1: The following two equations hold in this region,

$$\sup_{|t| \leq h} |\pi(S_n + t/v_n) - \pi(b_0)| = o_p(1), \quad \text{and} \quad \sup_{|t| \leq h} \|M_n(S_n + t/v_n) - M_0\| = o_p(1).$$

The first equation follows from Assumption 4 and because $S_n = b_0 + o_p(1)$ by Assumption 1. The second follows from Assumption 2. Hence $J_{1n} = o_p(1)$ from these equivalences and the dominated convergence theorem.

Region 2: If h is large enough and $\delta = o(1)$ then $\sup_{|t| \leq h} \|M_n(S_n + t/v_n) - M_0\| = o_p(1)$. Therefore, $J_{1n} \leq \tilde{J}_{1n}$ by collecting terms, where

$$\tilde{J}_{1n} := \int_{h \leq |t| \leq \delta v_n} |t|^\kappa \varphi(t|B_0) \left| \exp \left\{ -o_P(|t|^2) \right\} \pi(t/v_n + S_n) - \pi(b_0) \right| dt.$$

Hence, $\tilde{J}_{1n} \leq C_{1n} + C_{2n} + C_{3n}$, where

$$\begin{aligned} C_{1n} &:= \int_{h \leq |t| \leq \delta v_n} |t|^\kappa \varphi(t|B_0) \sup_{|t| \leq h} \left| \exp \left\{ -o_P(1)|t|^2 \right\} \pi \left(S_n + \frac{t}{v_n} \right) - \pi(b_0) \right| dt \\ C_{2n} &:= \int_{h \leq |t| \leq \delta v_n} |t|^\kappa \varphi(t|B_0) \exp \left\{ -o_P(|t|^2) \right\} \pi \left(S_n + \frac{t}{v_n} \right) dt \\ C_{3n} &:= \pi(b_0) \int_{h \leq |t| \leq \delta v_n} |t|^\kappa \varphi(t|B_0) dt. \end{aligned}$$

Since, $C_{1n} = o_p(1)$ for any fixed h , we obtain that $C_{1n} = o_p(1)$ for $h \rightarrow \infty$, by the dominated convergence theorem. Now, note that

(i) For any $0 < \kappa < \infty$ there exists some h' large enough such that for all $h > h'$,

$$|t|^\kappa \exp(-t^\top M_0 t) = O(1/h).$$

(ii) If $\delta = o(1)$, then

$$\pi(S_n + t/v_n) = \pi(b_0) + o_p(1),$$

because $S_n \rightarrow_p b_0$ (consistency) and $\pi(\cdot)$ is continuous. The term $C_{3n} = o_p(1)$ by (i) and the term $C_{2n} = o_p(1)$ by (i) and (ii).

Region 3: For δv_n large, then

$$\int_{|t| \geq \delta v_n} |t|^\kappa \varphi(t|B_0) \pi(b_0) dt = o(1).$$

Consider

$$\begin{aligned} \tilde{J}_{1n} &:= \int_{|t| \geq \delta v_n} |t|^\kappa |M_n(t/v_n + S_n)|^{1/2} \exp\{-\omega(t)/2\} \pi(t/v_n + S_n) dt, \\ &= v_n^{d+\kappa} \int_{|b-S_n| \geq \delta} |b-S_n|^\kappa |M_n(b)|^{1/2} \exp\{Q_n(b)\} \pi(b) db, \end{aligned}$$

by using the change of variables $b = S_n + t/v_n$, and with $Q_n(b) := -\{v_n(b - S_n)\}^\top M_n(b) \{v_n(b - S_n)\} / 2$,

$$\tilde{J}_{1n} = \exp\{Q_n(b_0)\} v_n^{d+\kappa} \int_{|b-S_n| \geq \delta} |b-S_n|^\kappa |M_n(b)|^{1/2} \exp\{Q_n(b) - Q_n(b_0)\} \pi(b) db.$$

We note that $\exp(Q_n(b_0)) = O_p(1)$ because $Q_n(b_0) = O_p(1)$ by Assumption 1. Furthermore, for any $\delta > 0$, there exists some $\epsilon > 0$ such

$$\lim_{n \rightarrow \infty} P_n^0 \left[\sup_{|b-b_0+O(1/v_n)| \geq \delta} \frac{1}{v_n^2} \{Q_n(b) - Q_n(b_0)\} \leq -\epsilon \right] = 1,$$

from Assumption 1 and the continuity of the map $b \mapsto Q_n(b)$, so that

$$\lim_{n \rightarrow \infty} P_n^0 \left[\sup_{|b-b_0+O(1/v_n)| \geq \delta} \exp \{Q_n(b) - Q_n(b_0)\} \leq \exp(-\epsilon v_n^2) \right] = 1.$$

Apply the above conclusion to obtain

$$\tilde{J}_{1n} \lesssim \exp(-\epsilon v_n^2) v_n^{d+\kappa} \int_{|b-S_n| \geq \delta} |b - S_n|^\kappa \pi(b) db,$$

using the uniform convergence of $M_n(b)$ and the boundedness of $\|M(b)\|$ in Assumption 2. Deduce that

$$\begin{aligned} \exp(-\epsilon v_n^2) v_n^{d+\kappa} \int_{|b-S_n| \geq \delta} |b - S_n|^\kappa \pi(b) db &\lesssim \exp(-\epsilon v_n^2) v_n^{d+\kappa} \int_{|b-b_0| \geq \delta} |b - b_0|^\kappa \pi(b) db + o_p(1) \\ &\leq \exp(-\epsilon v_n^2) v_n^{d+\kappa} \int |b - b_0|^\kappa \pi(b) db + o_p(1) \\ &\lesssim \exp(-\epsilon v_n^2) v_n^{d+\kappa} + o_p(1). \end{aligned}$$

by applying Assumption 1, the dominated convergence theorem and Assumption 4(i). \square

Lemma 3. *If Assumptions 1-5 are satisfied, and if $m(n) := \lceil C_0 v_n^\gamma \rceil$, for some C_0 and any $\gamma > 0$, then $J_{1n} = o_p(1)$, where*

$$\begin{aligned} J_{1n} := \int & |t|^\kappa \left| |M_n(t/v_n + S_n)|^{1/2} \exp\{-w(t)/2\} \pi(S_n + t/v_n) L_n(S_n + t/v_n) - \right. \\ & \left. |M_0|^{1/2} \exp\{-t^\top M_0 t/2\} \pi(b_0) \right| dt \end{aligned}$$

Proof. By Assumption 5, for any $i \in \{1, \dots, m\}$,

$$\frac{v_n}{m} \{S_n(z^i) - b(\theta)\} \Rightarrow N\{0, V(\theta)/m^2\}$$

so that taking $m = \lceil C v_n^\gamma \rceil$ for some C and $\gamma > 0$, it follows that

$$\frac{v_n}{m} \left\{ \hat{b}_n(\theta) - b(\theta) \right\} \rightarrow_p 0.$$

Applying the change of variables $x_i := v_n \{S_n(z^i) - b(\theta)\}$, $i = 1, \dots, m$, in the remainder terms $R_{1n}(t)$ and $R_{2n}(t)$, with

$$\begin{aligned} R_{1n}(t) &= t^\top \{M_n(t/v_n + S_n) - M_0(t/v_n + S_n)\} t + \bar{x}_m^\top \{M_n(t/v_n + S_n) - M_0(t/v_n + S_n)\} \bar{x}_m \\ &\quad - 2\bar{x}_m^\top \{M_n(t/v_n + S_n) - M_0(t/v_n + S_n)\} t, \\ &= o_p(|t|^2) + o_p(|\bar{x}_m|^2) - o_p(|\bar{x}_m||t|) \\ R_{2n}(t) &= \bar{x}_m^\top M_0(t/v_n + S_n) \bar{x}_m - 2\bar{x}_m^\top M_0(t/v_n + S_n) t \\ &= O_p(|\bar{x}_m|^2) - O_p(|\bar{x}_m||t|), \end{aligned}$$

where $\bar{x}_m := \sum_{i=1}^m x_i/m$.

Therefore,

$$R_n(t) = R_{1n}(t) + R_{2n}(t) = o_p(|t|^2) + \{1 + o_p(1)\} \{O_p(|\bar{x}_m|^2) - O_p(|t||\bar{x}_m|)\}.$$

Apply the above decomposition to $L_n(t)$ and obtain

$$\begin{aligned} L_n(t) &:= \int \exp\left(-\frac{1}{2}R_n(t)\right) \left[\prod_{i=1}^m g_n\{S_n(\mathbf{z}^i) | t\} \right] dS_n(z^1) \cdots dS_n(z^m) \\ &= \int \exp\left(-[o_p(|t|^2) + \{1 + o_p(1)\} \{O_p(|\bar{x}_m|^2) - O_p(|t||\bar{x}_m|)\}]\right) \left\{ \prod_{i=1}^m g_n^{x_i}(x_i | t/v_n) \right\} dx_1 \cdots dx_m \end{aligned}$$

We now use the above calculation to show that $J_{1n} = o_p(1)$. Following the proof of lemma 2, we break the calculation into the same three regions as before.

Region 1: From the proof of Lemma 2 we know that the following two inequalities hold,

$$\sup_{|t| \leq h} |\pi(S_n + t/v_n) - \pi(b_0)| = o_p(1) \quad \text{and} \quad \sup_{|t| \leq h} \|M_n(S_n + t/v_n) - M_0\| = o_p(1).$$

Similarly,

$$L_n(S_n + t/v_n) \lesssim \exp\{-o_p(|t|^2 + |t|/m) - O_p(1/m^2) + O_p(|S_n + t/v_n|/m)\},$$

for some n large enough. Hence, as $n \rightarrow \infty$ (implying $m = m(n) \rightarrow \infty$)

$$\sup_{|t| \leq h} |L_n(S_n + t/v_n) - 1| = o_p(1).$$

The result now follows from the dominated convergence theorem.

Region 2: If $\delta = o(1)$, then

$$\sup_{|t| \leq \delta v_n} \|M_n(S_n + t/v_n) - M_0\| = o_p(1),$$

from Assumptions 1 and 2 and the definition of t . We now obtain $J_{1n} \leq \tilde{J}_{1n}$, for some $m(n)$ large enough, where

$$\begin{aligned} \tilde{J}_{1n} &:= \int_{h \leq |t| \leq \delta v_n} |t|^\kappa \varphi(t|B_0) \left| \exp\{-o_p(|t|^2 + |t|/m) - O_p(1/m^2) - O_p(|S_n + t/v_n|/m)\} \times \right. \\ &\quad \left. \pi(t/v_n + S_n) - \pi(b_0) \right| dt, \end{aligned}$$

by using the remainder term expression and the form of $L_n(\cdot)$. Hence, $\tilde{J}_{1n} \leq C_{1n} + C_{2n} + C_{3n}$ for $h \rightarrow \infty$, where

$$\begin{aligned} C_{1n} &:= \int_{h \leq |t| \leq \delta v_n} |t|^\kappa \varphi(t|B_0) \sup_{|t| \leq h} \left| \exp\{-o_p(|t|^2 + |t|/m) + O_p(m^{-2} - m^{-1}|S_n + t/v_n|)\} \times \right. \\ &\quad \left. \pi\left(S_n + \frac{t}{v_n}\right) - \pi(b_0) \right| dt, \\ C_{2n} &:= \int_{h \leq |t| \leq \delta v_n} |t|^\kappa \varphi(t|B_0) \exp\{-o_p(|t|^2 + |t|/m) + O_p(m^{-2} - m^{-1}|S_n + t/v_n|)\} \pi\left(S_n + \frac{t}{v_n}\right) dt, \\ C_{3n} &:= \pi(b_0) \int_{h \leq |t| \leq \delta v_n} |t|^\kappa \varphi(t|B_0) dt. \end{aligned}$$

The terms C_{1n} and C_{3n} are $o_p(1)$ using the same argument as in the proof of Theorem 1. The term $C_{2n} = o_p(1)$ because

$$|t|^\kappa \exp(-t^\top M_0 t) \exp(|b_0 + t/v_n|/m - o_p(1/m)) = O_p(1/h)$$

for any $0 < \kappa < \infty$ and h and m large enough.

Region 3: Similarly to the the proof of Lemma 2, it is only necessary to consider

$$\begin{aligned} \tilde{J}_{1n} := & \int_{|t| \geq \delta v_n} |t|^\kappa |M_n(t/v_n + S_n)|^{1/2} \exp\{-\omega(t)/2\} \times \\ & \exp\{-o_p(|t|^2 + |t|/m) + O_p(m^{-2} - m^{-1}|S_n + t/v_n|)\} \pi(t/v_n + S_n) dt. \end{aligned}$$

Following the proof for Region 3 in Lemma 2, for δv_n large, and neglecting terms whose order does not affect the calculation,

$$\tilde{J}_{1n} \asymp \exp\{Q_n(b_0)\} v_n^{d+\kappa} \int_{|b-S_n| \geq \delta} |b-S_n|^\kappa |M_n(b)|^{1/2} \exp\{Q_n(b) - Q_n(b_0)\} \exp\left\{\frac{v_n}{m}|b-S_n|\right\} \pi(b) db,$$

recalling that $Q_n(b) = -v_n^2 [b-S_n]^\top M_n(b) [b-S_n]/2$. From Assumption 1 and the continuity of the map $b \mapsto Q_n(b)$, for any $\delta > 0$, there exists some $\epsilon > 0$ such that

$$\lim_{n \rightarrow \infty} P_n^0 \left[\sup_{|b-b_0+O_p(1/v_n)| \geq \delta} \exp\{Q_n(b) - Q_n(b_0)\} \leq \exp(-\epsilon v_n^2) \right] = 1.$$

Now follow the arguments in Lemma 2 to obtain

$$\begin{aligned} \tilde{J}_{1n} & \lesssim \exp\{Q_n(b_0)\} v_n^{d+\kappa} \int_{|b-S_n| \geq \delta} |b-S_n|^\kappa |M_n(b)|^{1/2} \exp\{Q_n(b) - Q_n(b_0)\} \exp\left\{\frac{v_n}{m}|b-S_n|\right\} \pi(b) db, \\ & \lesssim \exp\{-\epsilon v_n^2\} v_n^{d+\kappa} \int_{|b-b_0| \geq \delta} |b-b_0|^\kappa \exp\left\{\frac{v_n}{m}|b-b_0|\right\} \pi(b) db + o_p(1). \end{aligned}$$

Take $m(n)$ to be the number of simulations. In case (i) of the result, $v_n/m(n) = o(1)$ and

$$\exp\left\{\frac{v_n}{m(n)}|b-b_0|\right\} = \exp\{o(1)\}.$$

From the prior behavior in Assumption 4(i), we have

$$\tilde{J}_{1n} \lesssim \exp\{-\epsilon v_n^2\} v_n^{d+\kappa} \int_{|b-b_0| \geq \delta} |b-b_0|^\kappa \exp\{o(|b-b_0|)\} \pi(b) db + o_p(1) = o_p(1).$$

In case (ii) of the result, bound \tilde{J}_{1n} by using the change of variables $x := |b-b_0|$,

$$\begin{aligned} \tilde{J}_{1n} & \lesssim \exp(-\epsilon v_n^2) v_n^{d+\kappa} \int_{x \geq \delta} x^\kappa \exp\left\{\frac{v_n}{m(n)}x\right\} \pi(x) dx + o_p(1) \\ & \leq \exp(-\epsilon v_n^2) v_n^{d+\kappa} \int_{\mathbb{R}_+} x^\kappa \exp\left\{\frac{v_n}{m(n)}x\right\} \pi(x) dx + o_p(1) \\ & = \mathbb{E}_\Pi[q_n(X)], \end{aligned}$$

where

$$q_n(x) := x^\kappa \exp \left\{ \frac{v_n}{m(n)} x \right\},$$

is an increasing function of x for fixed n , and $q_n(0) = 0$ for any n . We assume, for now, that $q_n(x)$ is integrable. We will show later that this condition is satisfied under the specific requirements on $m(n)$ and Assumption 4(ii).

We consider the two cases $\kappa = 0$ and $\kappa > 0$ separately.

Case 1: When $\kappa = 0$, the integral in question simplifies to

$$\mathbb{E}_\Pi[q_n(X)] := \int_{\mathbb{R}_+} \exp \left(\frac{v_n}{m} x \right) \pi(x) dx.$$

Apply integration by parts and the alternative expectation formula to deduce that

$$\mathbb{E}_\Pi[q_n(X)] = \int_0^\infty \frac{d}{dt} q_n(t) \Pi(X > t) dt = \frac{v_n}{m} \int_0^\infty \exp \left(\frac{v_n}{m} t \right) \cdot \Pi(X > t) dt.$$

Apply Assumption 4(ii) to obtain

$$\frac{v_n}{m} \int_0^\infty \exp \left(\frac{v_n}{m} t \right) \cdot \Pi(X > t) dt \lesssim \frac{v_n}{m} \int_0^\infty \exp \left(\frac{v_n}{m} t - t^2 \tau / 2 \right) dt.$$

For fixed n , the integral on the RHS of the above has the analytical solution,

$$\int_0^\infty \exp \left\{ \frac{v_n}{m} t - t^2 \tau / 2 \right\} dt = \sqrt{\frac{\pi}{\tau}} \exp \left\{ \left(\frac{v_n}{m} \right)^2 / \tau \right\} \left(\operatorname{erf} \left\{ \frac{v_n/m}{2\sqrt{\tau}} \right\} + 1 \right),$$

where $\operatorname{erf}(x)$ is the error function. Applying this solution for $\mathbb{E}_\Pi[q_n(X)]$, we obtain

$$\tilde{J}_{1n} \lesssim \exp \{ -\epsilon v_n^2 \} v_n^{d+\kappa} \frac{v_n}{m} \sqrt{\frac{\pi}{\tau}} \exp \left\{ \left(\frac{v_n}{m} \right)^2 / \tau \right\} \left(\operatorname{erf} \left\{ \frac{v_n/m}{2\sqrt{\tau}} \right\} + 1 \right) + o_p(1).$$

Since $\operatorname{erf}(x) \leq 1$ for all x , and since $m \asymp v_n^\gamma$,

$$\tilde{J}_{1n} \lesssim \exp \{ -\epsilon v_n^2 + v_n^{2-2\gamma}/\tau \} v_n^{d+\kappa+1-\gamma} + o_p(1).$$

Now, recall that, $\exp(-v_n) v_n^{d+\kappa+1-\gamma} = o(1)$ if $d + \kappa + 1 - \gamma$ is finite. Moreover, for any $\epsilon, \tau, \gamma > 0$,

$$-\epsilon v_n^2 + v_n^{2-2\gamma}/\tau \leq -v_n + o(1).$$

Therefore,

$$\tilde{J}_{1n} \lesssim \exp \{ -\epsilon v_n^2 + v_n^{2-2\gamma}/\tau \} v_n^{d+\kappa+1-\gamma} + o_p(1) \lesssim \exp \{ -v_n + o(1) \} v_n^{d+\kappa+1-\gamma} + o_p(1) = o_p(1).$$

Case 2: For $\kappa > 0$, we again apply integration by parts and the alternative expectation formula to deduce that

$$\begin{aligned} \mathbb{E}_\Pi[q_n(X)] &= \int_0^\infty \frac{d}{dt} q_n(t) \Pi(X > t) dt \\ &= \kappa \int_0^\infty t^{\kappa-1} \exp \left(\frac{v_n}{m} t \right) \cdot \Pi(X > t) dt + \frac{v_n}{m} \int_0^\infty t^{\kappa-1} \exp \left(\frac{v_n}{m} t \right) \cdot \Pi(X > t) dt \end{aligned}$$

Define

$$E_{1n} = \frac{v_n}{m} \int_0^\infty t^{\kappa-1} \exp\left(\frac{v_n}{m}t\right) \cdot \Pi(X > t) dt \quad \text{and} \quad E_{2n} = \kappa \int_0^\infty t^{\kappa-1} \exp\left(\frac{v_n}{m}t\right) \cdot \Pi(X > t) dt.$$

By Assumption 4(ii), $\Pi[X > t] \lesssim \exp(-t^2 v)$ for some $v = \tau/2$. Hence,

$$E_{1n} = \frac{v_n}{m} \int_0^\infty t^{\kappa-1} \exp\left(\frac{v_n}{m}t\right) \cdot \Pi_x(X > t) dt \lesssim \frac{v_n}{m} \int_0^\infty t^{\kappa-1} \exp\left(-t^2 v + \frac{v_n}{m}t\right) dt.$$

Define $v_{n,m} := v_n/m$. For fixed n , and m large enough, the right-hand side of the above has an explicit solution in terms of the confluent hyper-geometric function $M_{a,b}(z)$ (Ng and Murray, 1969). Using this solution, and dropping constant terms that do not affect the order of the solution, we obtain

$$E_{1n} \lesssim v_{n,m}^{1/2} \exp\{v_{n,m}^2\} \left\{ M_{\frac{1}{4}-\frac{\kappa-1}{2}, -\frac{1}{4}}\left(\frac{v_{n,m}^2}{4v}\right) \right\}.$$

For $v_{n,m}$ large,

$$M_{\frac{1}{4}-\frac{\kappa-1}{2}, -\frac{1}{4}}(v_{n,m}^2/4v) \asymp \left[\frac{\exp\{(v_{n,m}^2/4v)\} (v_{n,m}^2/4v)^{\frac{1}{2}-\frac{\kappa-1}{2}}}{\Gamma(\frac{1}{4}-\frac{\kappa-1}{2})} + \frac{\{-v_{n,m}^2/4v\}^{-\frac{1}{4}+\frac{\kappa-1}{2}}}{\Gamma(-\frac{1}{2}+\frac{\kappa-1}{2})} \right].$$

For v_n large, we have

$$M_{\frac{1}{4}-\frac{\kappa-1}{2}, -\frac{1}{4}}\left(\frac{v_{n,m}^2}{4v}\right) \lesssim \exp\{v_{n,m}^2\},$$

so that $E_{1n} \lesssim v_{n,m}^{1/2} \cdot \exp\{v_{n,m}^2\}$.

Applying similar arguments to the term E_{2n} yields $E_{2n} \lesssim \exp\{v_{n,m}^2\}$.

By the above, and using the definition of $m(n)$, we obtain

$$\begin{aligned} \tilde{J}_{1n} &\lesssim \exp\{-\epsilon v_n^2\} v_n^{d+\kappa} (E_{1n} + E_{2n}) + o_p(1) \\ &\lesssim \exp\{-\epsilon v_n^2\} \exp\{v_n^{2-2\gamma}\} v_n^{d+\kappa+1/2-\gamma/2} + \exp\{-\epsilon v_n^2\} \exp\{v_n^{2-2\gamma}\} v_n^{d+\kappa} + o_p(1). \end{aligned}$$

Similar to the proof of **Case 1**, for any $\gamma > 0$, we have $-v_n^2 + v_n^{2-2\gamma} \leq -v_n + o(1)$. Therefore,

$$\exp\{-v_n^2 + v_n^{2-2\gamma}\} \leq \exp\{-v_n + o(1)\}$$

because $\exp(\cdot)$ is monotonic. Hence, as $n \rightarrow \infty$

$$\begin{aligned} \tilde{J}_{1n} &\lesssim \exp\{-\epsilon v_n^2\} \exp\{v_n^{2-2\gamma}\} v_n^{d+\kappa+1/2-\gamma/2} + \exp\{-\epsilon v_n^2\} \exp\{v_n^{2-2\gamma}\} v_n^{d+\kappa} + o_p(1) \\ &\lesssim \exp\{-\epsilon v_n + o(1)\} v_n^{d+\kappa+1/2} + o_p(1) \\ &= o(1) + o_p(1). \end{aligned}$$

since $\lim_n v_n^{d+\kappa+1/2} / \exp(v_n) = 0$ for any $v_n \rightarrow \infty$ and finite $d + \kappa + 1/2$. \square

References

- An, Z., D. J. Nott, and C. Drovandi (2019). Robust Bayesian synthetic likelihood via a semi-parametric approach. *To Appear in Statistics and Computing*.
- An, Z., L. F. South, C. C. Drovandi, and D. J. Nott (2019). Accelerating Bayesian synthetic likelihood with the graphical lasso. *Journal of Computational and Graphical Statistics* 28(2), 471–475.
- Andrieu, C. and G. O. Roberts (2009). The pseudo-marginal approach for efficient Monte Carlo computations. *The Annals of Statistics* 37(2), 697–725.
- Beaumont, M. A. (2003). Estimation of population growth or decline in genetically monitored populations. *Genetics* 164(3), 1139–1160.
- Chaudhuri, S., S. Ghosh, D. J. Nott, and K. C. Pham (2018). An easy-to-use empirical likelihood ABC method. arXiv:1810.01675.
- Chernozhukov, V. and H. Hong (2003). An MCMC approach to classical estimation. *Journal of Econometrics* 115(2), 293 – 346.
- Deligiannidis, G., A. Doucet, and M. K. Pitt (2018). The correlated pseudo-marginal method. *Journal of the Royal Statistical Society: Series B (Statistical Methodology)* 80(5), 839–870.
- Doucet, A., M. K. Pitt, G. Deligiannidis, and R. Kohn (2015). Efficient implementation of Markov chain Monte Carlo when using an unbiased likelihood estimator. *Biometrika* 102(2), 295–313.
- Drovandi, C. C., A. N. Pettitt, and A. Lee (2015). Bayesian indirect inference using a parametric auxiliary model. *Statistical Science* 30(1), 72–95.
- Everitt, R. G. (2017). Bootstrapped synthetic likelihood. arXiv:1711.05825.
- Fasiolo, M., S. N. Wood, F. Hartig, and M. V. Bravington (2018). An extended empirical saddlepoint approximation for intractable likelihoods. *Electronic Journal of Statistics* 12(1), 1544–1578.
- Forneron, J.-J. and S. Ng (2018). The ABC of simulation estimation with auxiliary statistics. *Journal of Econometrics* 205(1), 112–139.
- Frazier, D. T., G. M. Martin, C. P. Robert, and J. Rousseau (2018). Asymptotic properties of approximate Bayesian computation. *Biometrika* 105(3), 593–607.
- Frazier, D. T., C. P. Robert, and J. Rousseau (2019). Model misspecification in ABC: consequences and diagnostics. arXiv:1708.01974.
- Gutmann, M. U. and J. Corander (2016). Bayesian optimization for likelihood-free inference of simulator-based statistical models. *Journal of Machine Learning Research* 17(125), 1–47.
- Hannan, E. J. (1976). The asymptotic distribution of serial covariances. *The Annals of Statistics* 4(2), 396–399.

- Kong, A. (1992). A note on importance sampling using standardized weights. Chicago Dept. of Statistics Tech. Rep 348.
- Kreiss, J.-P. and E. Paparoditis (2011). Bootstrap methods for dependent data: A review. *Journal of the Korean Statistical Society* 40(4), 357 – 378.
- Lehmann, E. L. and G. Casella (1998). *Theory of point estimation*. Springer Science & Business Media.
- Li, W. and P. Fearnhead (2018a). Convergence of regression-adjusted approximate Bayesian computation. *Biometrika* 105(2), 301–318.
- Li, W. and P. Fearnhead (2018b). On the asymptotic efficiency of approximate Bayesian computation estimators. *Biometrika* 105(2), 285–299.
- Liu, J. and R. Chen (1995). Blind deconvolution via sequential imputations. *Journal of the American Statistical Association* 90, 567–576.
- Marchand, P., M. Boenke, and D. M. Green (2017). A stochastic movement model reproduces patterns of site fidelity and long-distance dispersal in a population of Fowler’s toads (*Anaxyrus fowleri*). *Ecological Modelling* 360, 63 – 69.
- Meeds, E. and M. Welling (2014). GPS-ABC: Gaussian process surrogate approximate Bayesian computation. In *Proceedings of the Thirtieth Conference on Uncertainty in Artificial Intelligence*, UAI’14, Arlington, VA, pp. 593–602. AUAI Press.
- Mengersen, K. L., P. Pudlo, and C. P. Robert (2013). Bayesian computation via empirical likelihood. *Proceedings of the National Academy of Sciences* 110(4), 1321–1326.
- Müller, U. K. (2013). Risk of Bayesian inference in misspecified models, and the sandwich covariance matrix. *Econometrica* 81(5), 1805–1849.
- Nott, D. J., C. Drovandi, and R. Kohn (2019). Bayesian inference using synthetic likelihood: asymptotics and adjustments. arXiv:1902.04827v1.
- Ong, V. M.-H., D. J. Nott, M.-N. Tran, S. Sisson, and C. Drovandi (2018a). Variational Bayes with synthetic likelihood. *Statistics and Computing* 28(4), 971–988.
- Ong, V. M.-H., D. J. Nott, M.-N. Tran, S. A. Sisson, and C. C. Drovandi (2018b). Likelihood-free inference in high dimensions with synthetic likelihood. *Computational Statistics and Data Analysis* 128, 271–291.
- Pitt, M. K., R. d. S. Silva, P. Giordani, and R. Kohn (2012). On some properties of Markov chain Monte Carlo simulation methods based on the particle filter. *Journal of Econometrics* 171(2), 134–151.
- Price, L. F., C. C. Drovandi, A. C. Lee, and D. J. Nott (2018). Bayesian synthetic likelihood. *Journal of Computational and Graphical Statistics* 27(1), 1–11.

- Pritchard, J. K., M. T. Seielstad, A. Perez-Lezaun, and M. W. Feldman (1999). Population growth of human Y chromosomes: A study of Y chromosome microsatellites. *Molecular Biology and Evolution* 16, 1791–1798.
- Sherlock, C., A. H. Thiery, G. O. Roberts, and J. S. Rosenthal (2015, 02). On the efficiency of pseudo-marginal random walk metropolis algorithms. *Ann. Statist.* 43(1), 238–275.
- Thomas, O., R. Dutta, J. Corander, S. Kaski, and M. U. Gutmann (2016). Likelihood-free inference by ratio estimation. arXiv:1611.10242.
- Tran, M.-N., R. Kohn, M. Quiroz, and M. Villani (2016). The block pseudo-marginal sampler. *arXiv preprint arXiv:1603.02485*.
- Tran, M.-N., M. Scharth, D. Gunawan, R. Kohn, S. D. Brown, and G. E. Hawkins (2019). Robustly estimating the marginal likelihood for cognitive models via importance sampling. arXiv1906.06020.
- Warton, D. I. (2008). Penalized normal likelihood and ridge regularization of correlation and covariance matrices. *Journal of the American Statistical Association* 103, 340–349.
- Wilkinson, R. (2014). Accelerating ABC methods using Gaussian processes. *Journal of Machine Learning Research* 33, 1015–1023.
- Wood, S. N. (2010). Statistical inference for noisy nonlinear ecological dynamic systems. *Nature* 466, 1102–1107.