

Quantum Measurement as Marginalization and Nested Quantum Systems

Hans-Andrea Loeliger and Pascal O. Vontobel

Abstract—In prior work, we have shown how the basic concepts and terms of quantum mechanics relate to factorizations and marginals of complex-valued *quantum mass functions*, which are generalizations of joint probability mass functions. In this paper, using quantum mass functions, we discuss the realization of measurements in terms of unitary interactions and marginalizations. It follows that classical measurement results strictly belong to *local* models, i.e., marginals of more detailed models, over a limited period of interest. Classical variables that are created by marginalization do not exist in the unmarginalized model, and different marginalizations may yield incompatible classical variables. These observations are illustrated by the Frauchiger–Renner paradox, which is analyzed in terms of quantum mass functions.

Throughout, the paper uses factor graphs to represent quantum systems/models with multiple measurements at different points in time.

I. INTRODUCTION

Elementary quantum mechanics quantum mechanics can be roughly summarized to comprise two ingredients as follows.

- 1) Unitary evolution (UE): between any two points in time, an undisturbed quantum system evolves according to a unitary transformation. This process creates and preserves superpositions and entanglement.
- 2) Measurements (MEAS): a standard projection measurement changes the state of the system into an eigenstate of the measurement operator, with a probability given by Born’s rule. This process eliminates superpositions and entanglement.

The discrepancy between MEAS and UE has been a subject of debate since the early days of quantum mechanics [1]. Much progress has been made in recent years in understanding MEAS as a consequence of interactions with an environment [2]–[7], but this program is far from complete, especially when multiple measurements are involved.

In this paper, we review the derivation of MEAS as an interaction with an environment from the perspective of [8]. In that earlier paper, we showed how the basic concepts and terms of quantum mechanics relate to factorizations and marginals of a complex function q , which may be viewed as a generalization of a joint probability mass function. In particular, the joint probability mass function of all measured quantities is a marginal of q .

With hindsight, the function q may be viewed as a simple version of the decoherence functional [9], [10], which has been used in some¹ developments of the consistent-histories approach to quantum mechanics.

In fact, marginalizations of q have long been implicitly used both in tensor networks [12], [13] and in some uses of Feynman path integrals [14]. Marginalization thus deserves to be acknowledged as an independent concept in quantum mechanics on a par with UE. In particular, marginalization is not, in general, unitary, and it allows a transparent treatment of measurement, which is the starting point of this paper.

However, explaining measurements² as marginalized interactions has two nontrivial consequences, which have perhaps not been sufficiently emphasized in the literature and which are the main points of this paper.

The first consequence is that the validity of MEAS (i.e., the standard quantum mechanical description of projection measurements) depends on a condition. This condition (henceforth called “Separation Condition”) means that the measuring system(s) or particles will not again *within the period of interest* interact with the system of interest. If the Separation Condition is violated, then measurements (i.e., interactions that would otherwise qualify as MEAS) are not, in general, correctly described by MEAS. This point is vividly illustrated by the ingenious Frauchiger–Renner paradox [15], in which elementary UE and MEAS are shown to yield a plain contradiction.³

The second consequence is that classical variables (including classical measurement outcomes) exist only within local models,⁴ at some level of resolution. Classical variables that are created by marginalization do not exist in the unmarginalized system, and different marginalizations may yield classical variables that do not coexist. Moreover, the function q can always be refined (i.e., q is a marginal of the refinement) such that any given classical variable in q is no longer classical in the refinement.

The need to relegate classical variables from absolute existence is (again) illustrated by the Frauchiger–Renner Gedankenexperiment [15]. We will carefully analyze the Frauchiger–Renner model using q functions (hence “nested

¹The decoherence functional is not mentioned in [11].

²We mean the derivation of the standard quantum mechanical description of MEAS, which yields probabilities for the outcomes of measurements. We are not concerned with explaining the actual outcomes.

³The calculations in Section V confirm those in [15]. We are not otherwise concerned with the many reactions to [15] such as [16] and [17].

⁴A related notion in the consistent-histories approach is the single-framework rule, which forbids to combine results from incompatible frameworks [11].

H.-A. Loeliger is with the Department of Information Technology and Electrical Engineering, ETH Zurich, Switzerland. Email: loeliger@isi.ee.ethz.ch.

P. O. Vontobel is with the Department of Information Engineering and the Institute of Theoretical Computer Science and Communications, The Chinese University of Hong Kong. Email: pascal.vontobel@ieee.org.

quantum systems” in the title of this paper), and we find all calculations in full agreement with those in [15]—except for the actual contradiction, which involves classical variables that do not coexist.

This paper is not concerned with genuine physics (space, time, particles...), but only with a consistent treatment of projection measurements in terms of marginalized unitary interactions. We also note that this paper appears to be rather closely related to the consistent-histories approach [9]–[11]. However, our starting point is quite different, and the elaboration of the pertinent connections is beyond the scope of this paper.

As in [8], we heavily use factor graphs to specify functions q and to reason about them. A brief summary of this notation is given in Section II; for a more detailed exposition, we refer to [8].

Beyond Section II, this paper is structured as follows. In Section III, we formally state some properties of quantum mass functions q and related concepts, including marginals and classical variables. In Section IV, we review the foundations of measurement by marginalized interaction and state the Separation Condition for the validity of MEAS. In Section V, we analyze the Frauchiger–Renner paradox.

As in [8], we will use standard linear algebra notation rather than the bra-ket notation of quantum mechanics. The Hermitian transpose of a complex matrix A will be denoted by $A^H = \overline{A^T}$, where A^T is the transpose of A and \overline{A} is the componentwise complex conjugate of A . An identity matrix will be denoted by I . We will often view a matrix A as a function $A(x, y)$, where x is the row index of A and y is the column index of A . In this notation, $A(\cdot, y)$ denotes column y of A .

II. FACTOR GRAPHS AND QUANTUM MASS FUNCTIONS

As shown in [8], joint probabilities of outcomes y_1, \dots, y_n of multiple measurement in quantum mechanics (at different points in time) can be written as

$$p(y_1, \dots, y_n) = \sum_{x_1, \dots, x_m} q(y_1, \dots, y_n, x_1, \dots, x_m), \quad (1)$$

where the sum is over all possible values⁵ of x_1, \dots, x_m and where q is a complex-valued function that allows natural factorizations in terms of unitary evolutions and measurements. Such functions q may be viewed as generalizations of joint probability mass functions and will in this paper be called *quantum mass functions*.

Such quantum mass functions have some commonalities with quasi-probability distributions that have a long tradition in quantum mechanics going back Wigner–Weyl representations. (See also Appendix B of [8], where q functions are transformed into Wigner–Weyl representations.) However, quantum mass functions are complex valued.

Functions q as in [8] are implicitly represented in tensor networks, cf. [12], [13] and [8, Appendix A]. However, using

⁵In this paper (as in [8]), all variables take values in finite sets. The generalization to more general variables is conceptually straightforward but raises technical issues outside the scope of this paper.

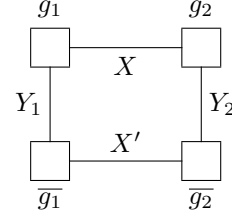


Fig. 1. Factor graph of (2).

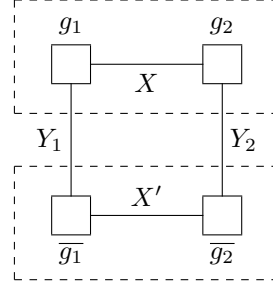


Fig. 2. The dashed boxes represent the two sums in (3).

tensor networks to represent *joint* probabilities of multiple measurements at different points of time does not seem to be documented in the literature.

As mentioned in Section I, the function q may actually be viewed as a simple version of the decoherence functional [9], [10].

A. Forney Factor Graphs

As in [8], we use Forney factor graphs [18] (also known as normal factor graphs) to represent factorizations of quantum mass functions and related functions. For a detailed exposition to this graphical notation we refer to [8]. In this section, we just give a brief summary of it.

For example, Fig. 1 represents a function

$$q(y_1, y_2, x, x') = g_1(y_1, x) g_2(y_2, x) \overline{g_1(y_1, x')} \overline{g_2(y_2, x')}, \quad (2)$$

where g_1 and g_2 are arbitrary complex-valued functions with suitable domains. Note that

$$\begin{aligned} \sum_{x, x'} q(y_1, y_2, x, x') &= \left(\sum_x g_1(y_1, x) g_2(y_2, x) \right) \overline{\left(\sum_{x'} g_1(y_1, x') g_2(y_2, x') \right)} \quad (3) \\ &= \left| \sum_x g_1(y_1, x) g_2(y_2, x) \right|^2 \quad (4) \end{aligned}$$

is real and nonnegative. If (4) is not identically zero, then, with suitable scaling, (4) is a probability mass function and (2) is a quantum mass function.

The factor graph notation is intimately related to the idea of opening and closing boxes. Closing a box means to eliminate its internal variables by summing over them; opening a box means to expand a node into a factor graph of its own. For example, the dashed boxes in Fig. 2 represent the two sums in (3).

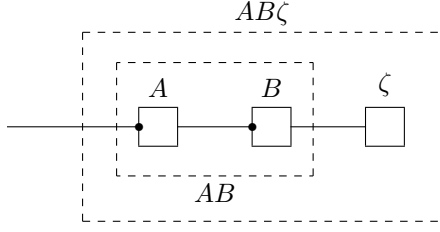


Fig. 3. Factor graph representation of matrix multiplication (AB) and vector-times-matrix multiplication. The row index of a matrix is marked by a dot. (Marking the row index of the column vector ζ in this way is optional.)

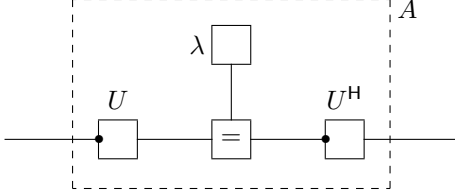


Fig. 4. Factor graph of (5).

The *exterior function* of a box is the sum, over its internal variables, of the product of its internal factors. For example, the exterior function of the upper dashed box in Fig. 2 is the first sum in (3). Closing a box thus means to replace the box by a single node that represents the exterior function of the box.

A matrix may be viewed as a function of two variables: the row index and the column index. Matrix multiplication can then be represented as exemplified in Fig. 3, which shows the product $AB\zeta$ of matrices A and B and a vector ζ of suitable dimensions. Closing and opening boxes in factor graphs may thus be viewed as generalizations of matrix multiplication and matrix factorization, respectively.

Fig. 3 also illustrates the pivotal property of factor graphs that opening or closing an inner box inside some outer box does not change the exterior function of the outer box.

Finally, Fig. 4 shows the decomposition of a positive semidefinite matrix A according to the spectral theorem as

$$A = U\Lambda U^H, \quad (5)$$

where U is unitary and Λ is diagonal with diagonal vector λ . The node labeled “=” in Fig. 4 represents the equality constraint function

$$f_{=}(x_1, x_2, x_3) = \begin{cases} 1, & \text{if } x_1 = x_2 = x_3 \\ 0, & \text{otherwise.} \end{cases} \quad (6)$$

The equality constraint function with any number (≥ 2) of arguments is defined by the obvious generalization of (6). The equality constraint function with two arguments can represent an identity matrix.

B. Factor Graphs of Quantum Systems

Fig. 5 shows the factor graph of a quantum mass function of an elementary quantum system, consisting of an initial density matrix, a unitary evolution, a projection measurement with

result Y , and a termination. The symbols U_0 , U_1 , and B denote unitary matrices in $\mathbb{C}^{M \times M}$. All variables in Fig. 5, including the measurement result Y , take values in $\{1, \dots, M\}$.

The initial state is a mixture, with mixing probabilities $p(x_0)$. The dashed box on the left-hand side in Fig. 5 is the initial density matrix

$$\rho(x_1, x'_1) = (U_0 \Lambda U_0^H)(x_1, x'_1) \quad (7)$$

with $\Lambda = \text{diag}(p_{X_0}(1), \dots, p_{X_0}(M))$, cf. Fig. 4. The measurement operator (the second dashed box in Fig. 5) represents a projection measurement with respect to a basis consisting of the columns of B . The termination (the equality constraint between X_4 and X'_4), summarizes the future beyond the period of interest.

Two illustrative regroupings of Fig. 5 are shown in Figs. 6 and 7. The exterior function of the dashed box right in Fig. 6 is the constant 1; this box can be omitted without changing $p(y)$. The exterior function of the dashed box on the left-hand side in Fig. 6 is the probability mass function

$$p(y) = \sum_{x_0=1}^M |B(\cdot, y)^H U_1 U_0(\cdot, x_0)|^2 p(x_0), \quad (8)$$

where $B(\cdot, y)$ denotes column y of the matrix B .

In Fig. 7, the outer dashed box is the post-measurement density matrix. Note that this post-measurement density matrix has the same structure as the initial density matrix in Fig. 5, with $p(x_0)$ replaced by $p(y)$ and U_0 replaced by B . Note also that the termination (i.e., the identity matrix between X_4 and X'_4) is required in order to turn the post-measurement density matrix into a quantum mass function.

Fig. 8 shows a quantum mass function of a general quantum system with two measurements, with results Y_1 and Y_2 . (The generalization to any number of measurements is obvious.) The matrices U_0 , U_1 , U_2 , B_1 , and B_2 are unitary. The rows of U_0 , the columns of U_2 , and both rows and columns of U_1 are indexed by a pair of variables. The two measurements are projection measurements as in Fig. 5, but involve only a subset of the variables.

It is proved in [8] that this graphical approach correctly represents standard quantum mechanics. In particular, the exterior function of Fig. 8, and of its generalization to any number n of observations Y_1, \dots, Y_n , is the correct joint probability mass function $p(y_1, y_2)$ and $p(y_1, \dots, y_n)$, respectively.

Note that the upper half and the lower half of Fig. 8 (and of Fig. 5) are mirror images of each other, which makes these factor graphs somewhat redundant. This redundancy is eliminated in the more compact factor graph representation proposed in [19], which has other advantages as well. However, the present paper is much concerned with the interactions of the two mirror halves, and these interactions are more obvious in the redundant version.

In particular, every projection measurement involves an equality constraint between two mirror variables, and these equality constraints are the chief objects of study in this paper.

If Y_2 in Fig. 8 is unknown, the dashed box in Fig. 9 reduces to an identity matrix, cf. [8, Section II.C]. Likewise, the dashed box in Fig. 8 reduces to an identity matrix that summarizes

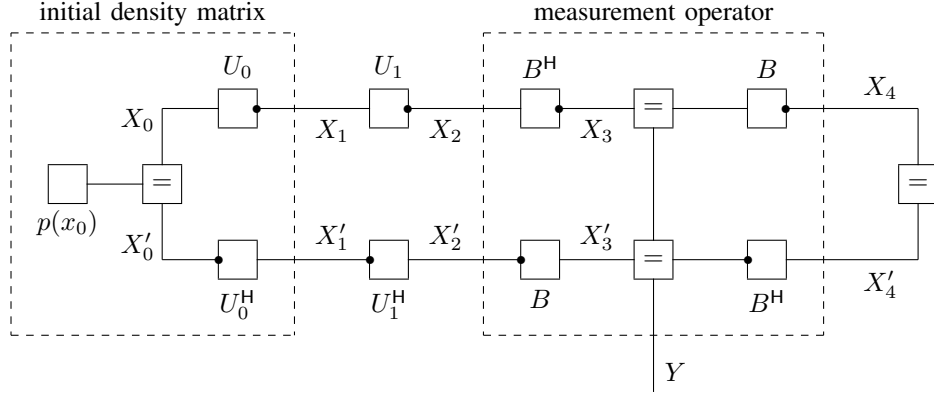


Fig. 5. Factor graph of an elementary quantum system: initial density matrix, unitary evolution, projection measurement with result Y , and termination.

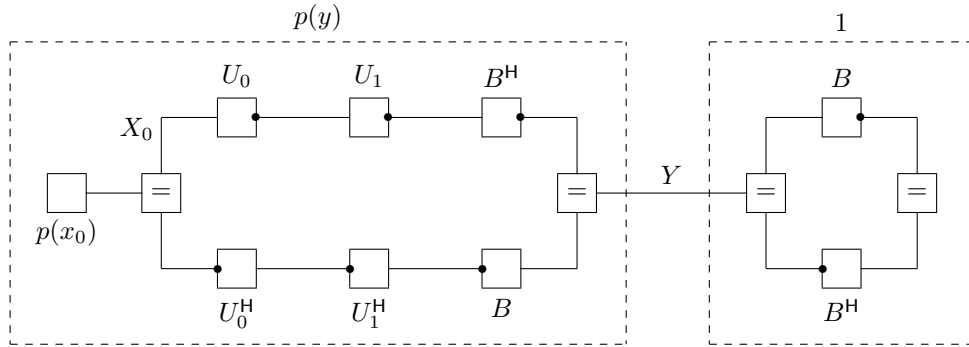


Fig. 6. A regrouping of Fig. 5 (with an immaterial rearrangement of the equality constraints). The dashed box on the right reduces to a neutral factor that can be omitted.

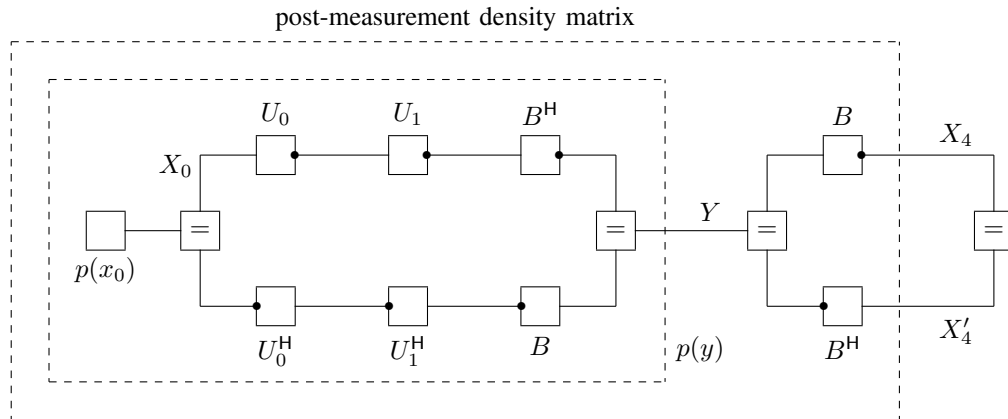


Fig. 7. Another regrouping of Fig. 5 that displays the post-measurement density matrix.

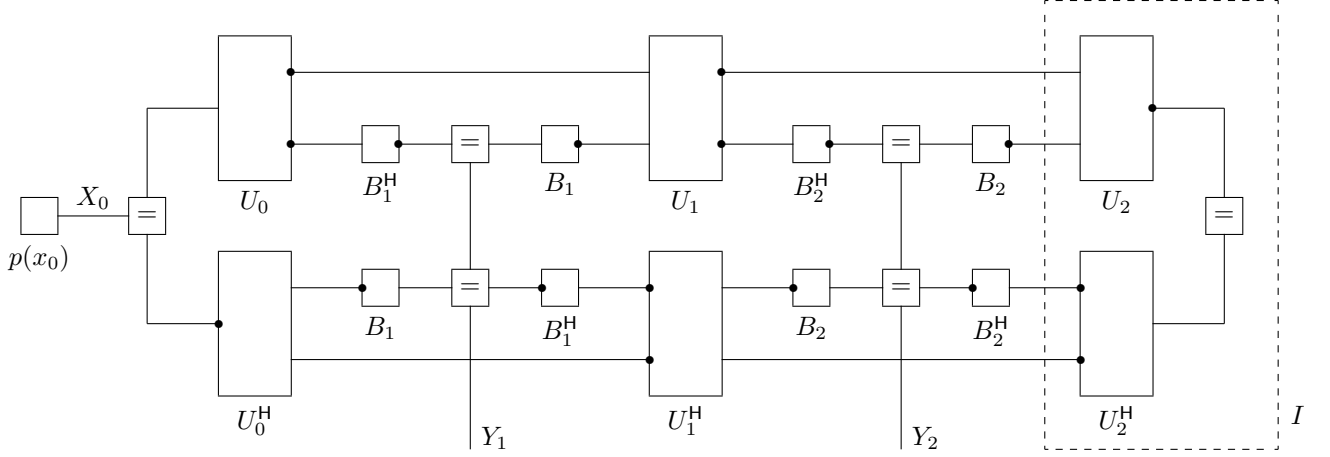


Fig. 8. Factor graph of a general quantum system with two partial projection measurements. The generalization to any number of measurements is obvious.

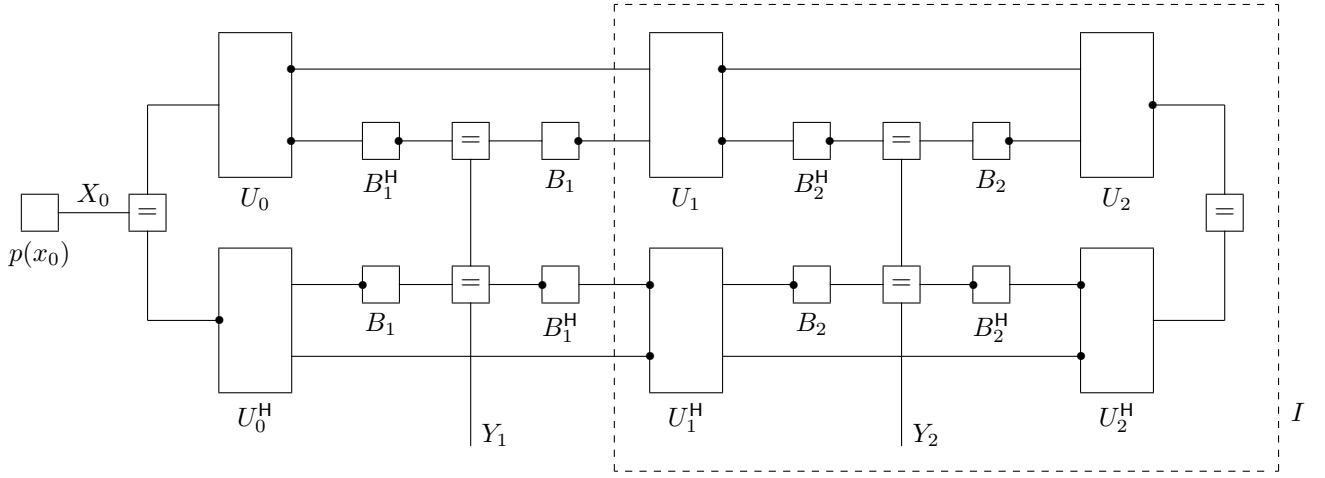


Fig. 9. If the result Y_2 in Fig. 8 is not known, the dashed box reduces to an identity matrix.

arbitrary future unitary evolutions and measurements with unknown results, cf. Proposition 2 of [8].

III. ON QUANTUM MASS FUNCTIONS AND QUANTUM VARIABLES

We now formally state some properties of quantum mass functions and related concepts as exemplified by Figs. 5 and 8. The terms and concepts that we are going to use (PSD kernels, classicality, ...) are standard for density matrices, but we adapt them here to quantum mass functions of many variables involving multiple measurements at different points of time.

A. Background: PSD Kernels

A *positive semidefinite (PSD) kernel* with *finite*⁶ domain $\mathcal{A} \times \mathcal{A}$ is a function $q : \mathcal{A} \times \mathcal{A} \rightarrow \mathbb{C}$ such that

$$q(x, x') = \overline{q(x', x)} \quad (9)$$

⁶In this paper, we consider only PSD kernels and quantum mass functions with *finite* domain, cf. footnote 5.

and

$$\sum_{x \in \mathcal{A}} \sum_{x' \in \mathcal{A}} \overline{g(x)} q(x, x') g(x') \geq 0 \quad (10)$$

for every function $g : \mathcal{A} \rightarrow \mathbb{C}$. In other words, the square matrix with index set \mathcal{A} and entries $q(x, x')$ is Hermitian and positive semidefinite.

Clearly, any function of the form

$$q(x, x') = f(x) \overline{f(x')} \quad (11)$$

is a PSD kernel.

By the spectral theorem, a PSD kernel with finite domain $\mathcal{A} \times \mathcal{A}$ can be written as

$$q(x, x') = \sum_{\xi \in \mathcal{A}} u(x, \xi) \lambda(\xi) \overline{u(x', \xi)} \quad (12)$$

such that the square matrix with index set \mathcal{A} and entries $u(x, \xi)$ is unitary and $\lambda(\xi)$ is real with $\lambda(\xi) \geq 0$ for all $\xi \in \mathcal{A}$.

If q and \tilde{q} are PSD kernels with finite domain $\mathcal{A} \times \mathcal{A}$, then both their sum $q(x, x') + \tilde{q}(x, x')$ and their product $q(x, x') \tilde{q}(x, x')$ are PSD kernels. (For the sum, the proof is obvious; for the product, (10) amounts to the Schur product theorem, which is easily proved using (12).)

B. Quantum Mass Functions and Quantum Variables

Definition 1. A quantum mass function with finite domain is a complex-valued function $q(x, x'; y)$ such that, for every y , $q(x, x'; y)$ is a PSD kernel with finite domain and

$$\sum_y \sum_x \sum_{x'} q(x, x'; y) = 1. \quad (13)$$

A simple quantum mass function (SQMF) with finite domain is a complex-valued PSD kernel $q(x, x')$ with finite domain such that

$$\sum_x \sum_{x'} q(x, x') = 1. \quad (14)$$

Note that the sums in (13) and (14) run over the whole domain of q .

Figs. 5–9 represent quantum mass functions, where the third argument is used for measurement results such as Y in Fig. 5. In this paper, however, we will henceforth consider only SQMFs, which simplifies the notation. Measurement results will be expressed in terms of the involved quantum variables (such as X_3 and X'_3 in Fig. 5).

The domain of an SQMF is a finite set

$$\Omega = \mathcal{A} \times \mathcal{A}. \quad (15)$$

In this paper, the set \mathcal{A} is usually a product of finite sets, i.e., $\mathcal{A} = \mathcal{A}_1 \times \mathcal{A}_2 \times \dots \times \mathcal{A}_N$. With a slight abuse of notation, we then write (15) also as

$$\Omega = \mathcal{A}_1^2 \times \dots \times \mathcal{A}_N^2. \quad (16)$$

Elements of Ω will be called *configurations* and will be denoted both by (x, x') and by $((x_1, x'_1), \dots, (x_N, x'_N))$ with $x = (x_1, \dots, x_N)$ and $x' = (x'_1, \dots, x'_N)$. The domain Ω will also be called the *configuration space*. A configuration $(x, x') \in \Omega$ is called *valid* if $q(x, x') \neq 0$.

A configuration (x, x') may be viewed as a pair of Feynman paths, where x is a path in one half of the factor graph and x' is a path in the other half (the mirror part) of the factor graph.

A *quantum variable* is a function

$$X_k: \Omega \rightarrow \mathcal{A}_k: ((x_1, x'_1), \dots, (x_N, x'_N)) \mapsto x_k \quad (17)$$

or

$$X'_k: \Omega \rightarrow \mathcal{A}_k: ((x_1, x'_1), \dots, (x_N, x'_N)) \mapsto x'_k. \quad (18)$$

The two quantum variables (17) and (18) are called *conjugates* of each other.

C. Marginals and Refinements

A *marginal* of an SQMF with domain (16) is a function

$$\begin{aligned} \mathcal{A}_{k_1}^2 \times \dots \times \mathcal{A}_{k_L}^2 &\rightarrow \mathbb{C}: ((x_{k_1}, x'_{k_1}), \dots, (x_{k_L}, x'_{k_L})) \\ &\mapsto \sum_{x_{k_L+1}, x'_{k_L+1}} \dots \sum_{x_{k_N}, x'_{k_N}} q((x_1, x'_1), \dots, (x_N, x'_N)), \end{aligned} \quad (19)$$

where k_1, \dots, k_L (with $1 \leq L < N$) are L different indices in $\{1, \dots, N\}$, k_{L+1}, \dots, k_N are the remaining indices, and the sums run over all pairs $(x_{k_\ell}, x'_{k_\ell}) \in \mathcal{A}_{k_\ell}^2$, $\ell = L+1, \dots, N$.

Proposition 1. A marginal of an SQMF is itself an SQMF. \square

The proof is given below.

An SQMF q is said to be a *refinement* of another quantum mass function \tilde{q} if \tilde{q} is a marginal of q .

Mimicking a standard convention for probability mass functions, the function (19) will be denoted by $q((x_{k_1}, x'_{k_1}), \dots, (x_{k_L}, x'_{k_L}))$, if this is possible without confusion. For example, $q((x_1, x'_1))$ denotes the marginal

$$\mathcal{A}_1^2 \rightarrow \mathbb{C}:$$

$$(x_1, x'_1) \mapsto \sum_{x_2, x'_2} \dots \sum_{x_N, x'_N} q((x_1, x'_1), \dots, (x_N, x'_N)). \quad (20)$$

Proof of Proposition 1: Without loss of essential generality, we consider only the marginal $q((x_1, x'_1))$ of a given SQMF $q((x_1, x'_1), (x_2, x'_2))$. We have to verify that $q((x_1, x'_1))$ satisfies (9), (10), and (14).

As for Condition (9), we have

$$q((x_1, x'_1)) = \sum_{x_2, x'_2} q((x_1, x'_1), (x_2, x'_2)) \quad (21)$$

$$= \sum_{x_2, x'_2} \overline{q((x'_1, x_1), (x'_2, x_2))} \quad (22)$$

$$= \sum_{x_2, x'_2} \overline{q((x'_1, x_1), (x_2, x'_2))} \quad (23)$$

$$= \overline{q((x'_1, x_1))}. \quad (24)$$

As for Condition (10), we have

$$\begin{aligned} \sum_{x_1, x'_1} \overline{g(x_1)} q((x_1, x'_1)) g(x'_1) \\ = \sum_{x_1, x'_1} \overline{g(x_1)} g(x'_1) \sum_{x_2, x'_2} q((x_1, x'_1), (x_2, x'_2)) \end{aligned} \quad (25)$$

$$= \sum_{x_1, x'_1} \sum_{x_2, x'_2} \overline{g(x_1)} q((x_1, x'_1), (x_2, x'_2)) g(x'_1) \quad (26)$$

$$\geq 0. \quad (27)$$

Finally, Condition (14) is obvious:

$$\sum_{x_1, x'_1} q((x_1, x'_1)) = \sum_{x_1, x'_1} \sum_{x_2, x'_2} q((x_1, x'_1), (x_2, x'_2)) \quad (28)$$

$$= 1. \quad (29)$$

■

D. Classical and Classicable Variables

Definition 2. Let q be an SQMF with domain (16). A quantum variable X_k or X'_k as in (17) or (18), respectively, is called *classical* with q if $X_k = X'_k$ in every valid configuration of q . \square

Note that projection measurements as in Figs. 5 and 8 create classical variables by an equality constraint between conjugate quantum variables. In Section IV, we will discuss the creation of such equality constraints by marginalized unitary interactions.

Proposition 2. If X_k is classical with q , then it is classical with every marginal of q in which it appears. \square

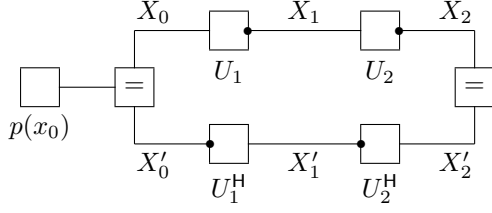


Fig. 10. The example at the end of Section III-D.

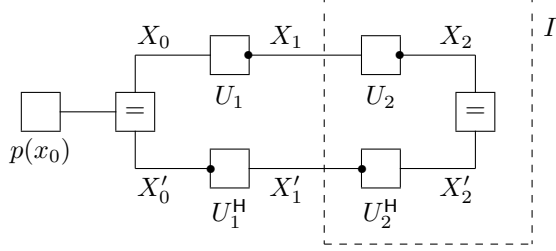


Fig. 11. Closing the dashed box makes X_1 classical.

(The proof is obvious.) However, X_k need not be classical with refinements of q , hence the qualifier “with q ” in the definition.

Proposition 3. Let q be an SQMF with domain (16). If the quantum variables X_1, \dots, X_N are all classical with q , then q is a probability mass function. \square

Proof: Assume that X_1, \dots, X_N are all classical with q , i.e., $q(x, x') = 0$ for $x \neq x'$. We also have $q(x, x) \in \mathbb{R}$ by (9). It remains to prove that $q(x, x) \geq 0$ for all x . Indeed, using (10), we have

$$q(\xi, \xi) = \sum_x \sum_{x'} \overline{f_=(x, \xi)} q(x, x') f_=(x', \xi) \quad (30)$$

$$\geq 0. \quad (31) \quad \blacksquare$$

Classicality as in Definition 2 is rather fragile: it may disappear with refinements of q . The following concept is more robust.

Definition 3. Let q be an SQMF with domain (16). A quantum variable X_k is called *classicable* if the marginal $q(x_k, x'_k)$ satisfies

$$q(x_k, x'_k) = 0 \quad \text{for } x_k \neq x'_k. \quad (32)$$

More generally, a set of quantum variables X_{k_1}, \dots, X_{k_L} is called *jointly classicable* if

$$q((x_{k_1}, x'_{k_1}), \dots, (x_{k_L}, x'_{k_L})) = 0 \quad (33)$$

unless $x_{k_1} = x'_{k_1}, \dots, x_{k_L} = x'_{k_L}$. \square

The following two propositions are obvious.

Proposition 4. For a given SQMF q , all classical variables are jointly classicable. \square

Proposition 5. For a given SQMF q , if X_{k_1}, \dots, X_{k_L} are jointly classicable, then these quantum variables are jointly classicable in every refinement of q and classical with the marginal $q((x_{k_1}, x'_{k_1}), \dots, (x_{k_L}, x'_{k_L}))$. \square

For example, consider the variables in Fig. 10, where U_1 and U_2 are unitary matrices. In order to avoid trivial special cases, we assume that all entries of these two matrices have magnitude strictly smaller than 1. The variables X_0 and X_2 are obviously classical. The variables X_0 and X_1 are jointly classicable as illustrated in Fig. 11. The variables X_1 and X_2 are jointly classicable if and only if $p(x_0)$ is uniform. The variables X_0, X_1, X_2 are not jointly classicable.

IV. CLASSICALITY AND MEASUREMENT BY MARGINALIZATION

So far, we have treated measurements as an undefined primitive, in full agreement with the standard axioms of quantum mechanics. Recall from Figs. 5 and 8 that a projection measurement⁷ involves an equality constraint between two conjugate quantum variables, which creates a classical variable. We now address the realization of projection measurements and the creation of classical variables by means of marginalization, and its consequences for the validity of MEAS and its representation in Figs. 5 and 8.

Consider the factor graph⁸ in Fig. 12 (left), where \tilde{U} is a unitary matrix. The variables ξ and $\tilde{\xi}$ belong to a secondary quantum system (a particle or an environment) that interacts once with the system of interest. The net effect on the system of interest is the exterior function of the dashed box.

It is well known that *any* measurement (including, but not limited to, projection measurements) can be represented as in Fig. 12 (left), cf. [20], [8, Section V.C]. We will here focus on projection measurements and discuss several ways to effect them.

Throughout this section, we consider only the special case of Fig. 12 (left) that is shown in Fig. 13 (left), where U_ζ and $U_{\zeta'}$ are unitary matrices that depend on ζ and ζ' , respectively. The inner dashed boxes in Fig. 13 (left) realize the unitary matrices \tilde{U} and \tilde{U}^H in Fig. 12. The outer dashed box in Fig. 13 (left) reduces to Fig. 13 (right) with

$$\kappa(\zeta, \zeta') \triangleq \sum_{\xi} \sum_{\tilde{\xi}} p(\xi) \overline{U_{\zeta'}(\tilde{\xi}, \xi)} U_{\zeta}(\tilde{\xi}, \xi) \quad (34)$$

$$= \sum_{\xi} p(\xi) U_{\zeta'}(\cdot, \xi)^H U_{\zeta}(\cdot, \xi), \quad (35)$$

cf. Fig. 14. It follows that

$$\kappa(\zeta, \zeta') = 1 \quad \text{if } \zeta = \zeta'. \quad (36)$$

(For the off-diagonal values, see (41) below.) It follows that Fig. 13 amounts to a projection measurement if and only if

$$\kappa(\zeta, \zeta') = 0 \quad \text{if } \zeta \neq \zeta'. \quad (37)$$

Three different ways to achieve (37) will be discussed below.

⁷The special status of projection measurements follows from them being characterized by idempotence: a second such measurement following an identical first measurement has the same result and no additional effect.

⁸Note that the factor graphs in Figs. 12–15 do not show quantum mass functions, but building blocks (boxes) for use in a (larger) factor graph of some quantum mass function.

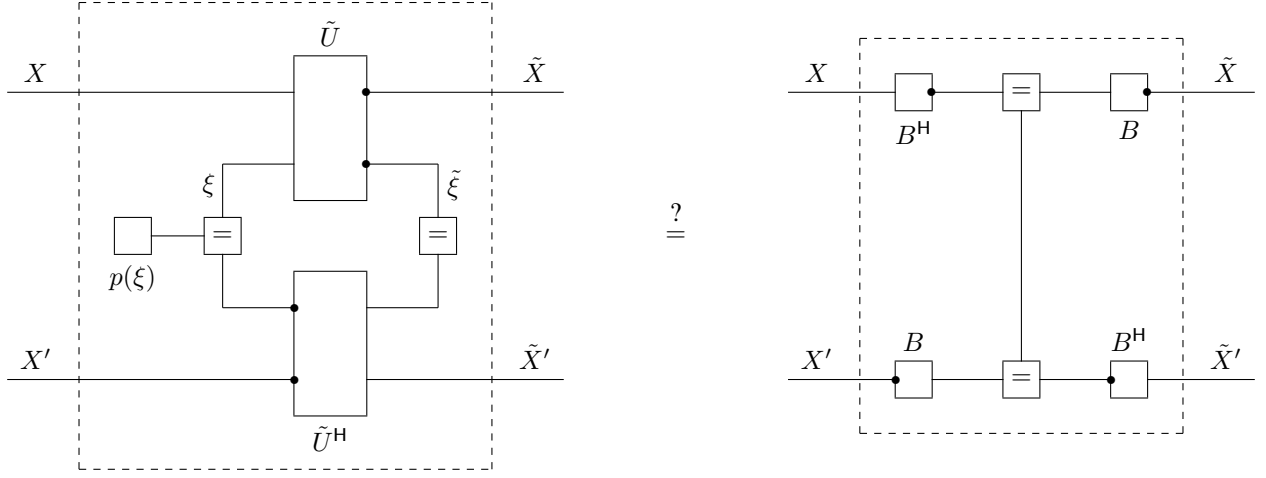


Fig. 12. A marginalized unitary interaction (left) may amount to a projection measurement (right).

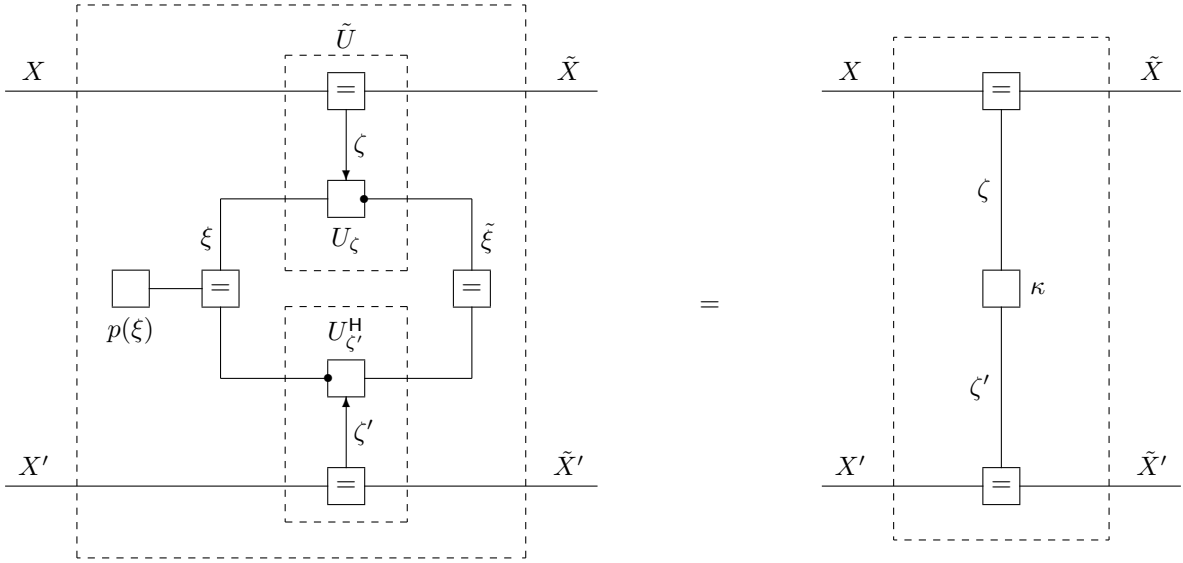


Fig. 13. A class of unitary interactions as in Fig. 12 (left) yielding (36) and (41).

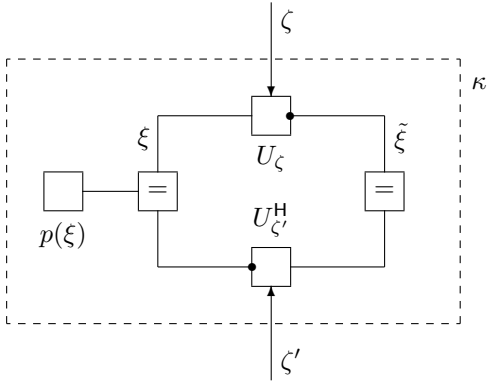


Fig. 14. The function κ in Fig. 13 and (34).

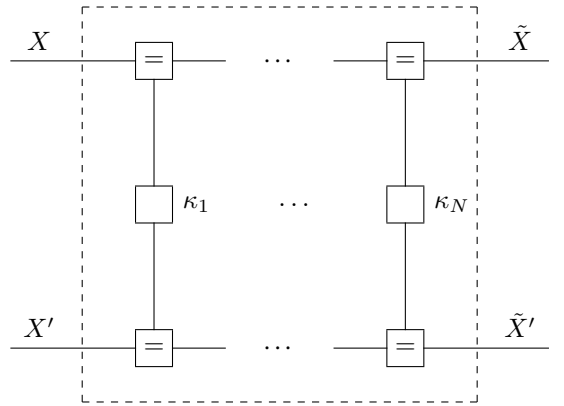


Fig. 15. N interactions as in Fig. 13, summarized by $\kappa_1, \dots, \kappa_N$, have the same effect as a single such interaction with κ as in (42).

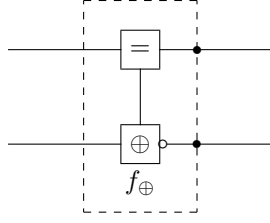


Fig. 16. A unitary matrix \tilde{U} as in Section IV-A. The tiny circle marks an argument of f_{\oplus} with a negative sign as in (39). For $M = 2$, this matrix is a quantum-controlled NOT gate.

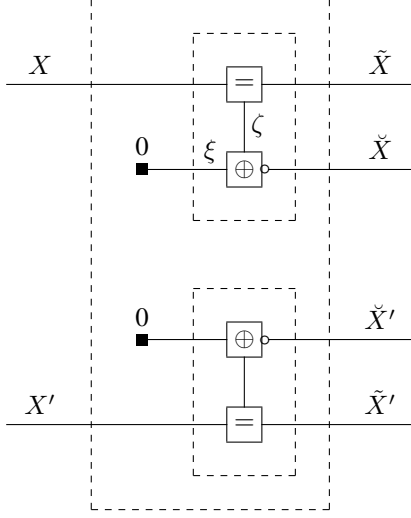


Fig. 17. Creating a fully entangled copy \tilde{X} of X using the circuit of Fig. 16. The small filled boxes indicates a fixed known value (in this case zero).

A. One-Shot Projection Measurement

A mathematically direct, but somewhat unphysical, realization of a projection measurement is obtained with a unitary matrix U_{ζ} satisfying the following condition: if any two of the three variables $\zeta, \xi, \tilde{\xi}$ are set to arbitrary values, then

$$U_{\zeta}(\xi, \tilde{\xi}) = \begin{cases} 1, & \text{for exactly one value of the third variable} \\ 0, & \text{otherwise.} \end{cases} \quad (38)$$

Using (38) in (34) yields κ as in (37).

An example of such a matrix is

$$U_{\zeta}(\xi, \tilde{\xi}) = f_{\oplus}(\zeta, \xi, -\tilde{\xi}) \quad (39)$$

with

$$f_{\oplus}(\zeta, \xi, \tilde{\xi}) \triangleq \begin{cases} 1, & \text{if } \zeta + \xi + \tilde{\xi} = 0 \pmod{M} \\ 0, & \text{otherwise,} \end{cases} \quad (40)$$

where all variables are assumed to take values in $\{0, 1, \dots, M-1\}$, cf. Fig. 16 and [8, Section VI.A]. For $M = 2$, the resulting matrix \tilde{U} is a quantum-controlled NOT gate.

B. Classicality from Multiple Interactions

Assuming $p(\xi) > 0$ for all ξ , it follows from (35) that

$$|\kappa(\zeta, \zeta')| < 1 \quad \text{if } U_{\zeta} \neq U_{\zeta'}. \quad (41)$$

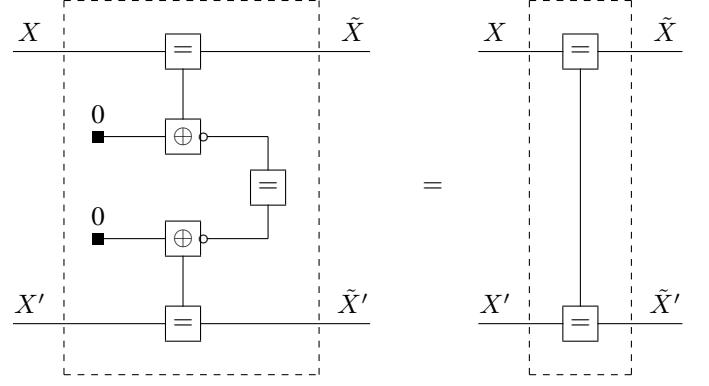


Fig. 18. Measurement by a single marginalized copy.

This can be used to realize a projection measurement with multiple interactions as in Fig. 13, each with its own arbitrary unitary matrix U_{ζ} . Clearly, N such interactions, resulting in $\kappa_1, \dots, \kappa_N$ as in Fig. 15, have the same effect as a single such interaction with

$$\kappa(\zeta, \zeta') = \prod_{\nu=1}^N \kappa_{\nu}(\zeta, \zeta'), \quad (42)$$

and due to (41), we generically⁹ have

$$\lim_{N \rightarrow \infty} \prod_{\nu=1}^N \kappa_{\nu}(\zeta, \zeta') = f_{\oplus}(\zeta, \zeta'). \quad (43)$$

In summary, the net effect of N marginalized unitary interactions as in Fig. 13 (left), in the limit $N \rightarrow \infty$, is a projection measurement. Such effects were studied, e.g., in [21].

C. Copying and Measurement by a Marginalized Copy

The circuit of Fig. 17 can be used to create (fully entangled) copies of quantum variables: in any factor graph containing this circuit, both $\tilde{X} = \tilde{X} = X$ and $\tilde{X}' = \tilde{X}' = X'$ hold in all valid configurations.

Clearly, with multiple such circuits, any number of (fully entangled) copies can be created, in principle up to macroscopic scale. However, if any such copy escapes to the environment (i.e., it is marginalized away), it effects a projection measurement of all the other copies, as illustrated in Fig. 18. It is thus obvious that large-scale copies of a quantum variable (a special case of a Schrödinger cat) are hard to maintain in a nonclassical state.

D. The Post-Measurement State and the Separation Condition

For the reductions in Figs. 12 and 13 to be correct, the measuring system (with variables ξ and $\tilde{\xi}$) must not again, directly or indirectly, interact with the system of interest (with variables X and X'):

⁹We are here not concerned with the precise conditions for the validity of (43).

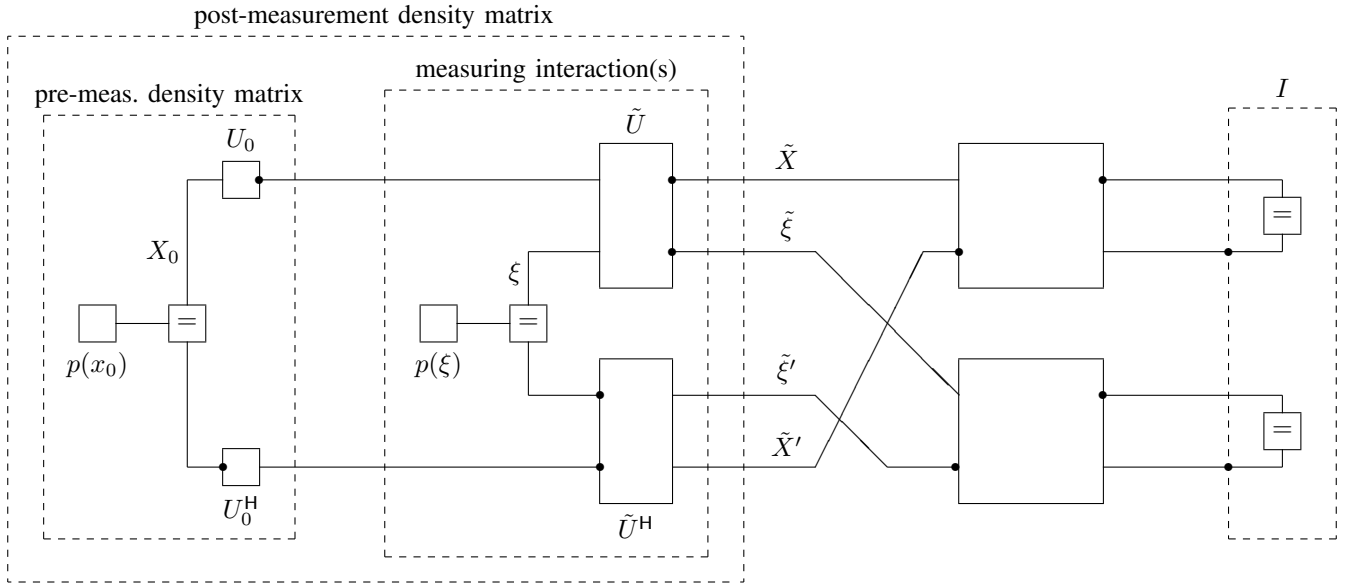


Fig. 19. The Separation Condition: after the measuring interaction(s) \tilde{U} , the measuring system must not again interact with the system of interest within the period of interest. The period of interest ends with the terminating identity matrix, which summarizes an arbitrary unknown future.

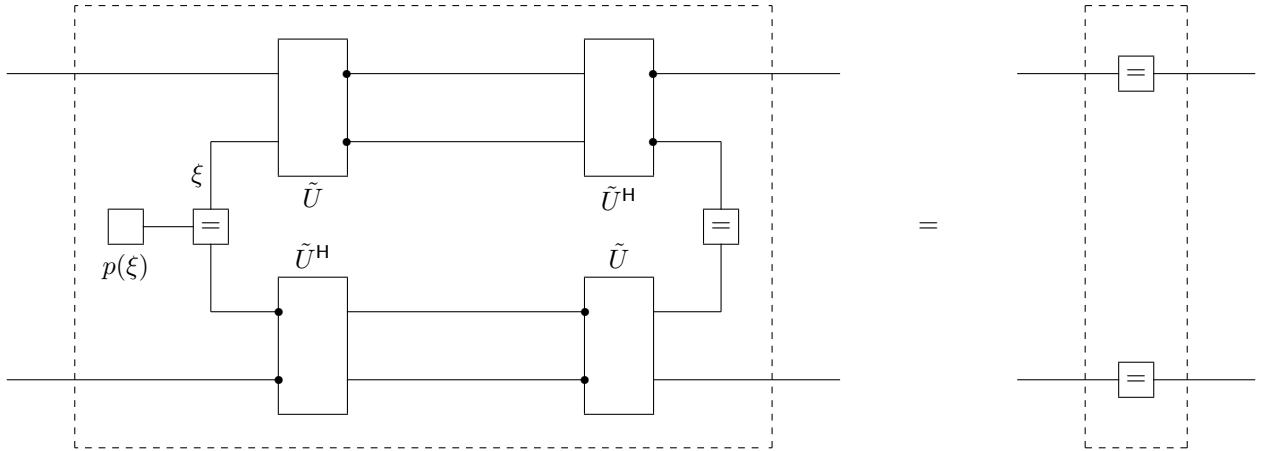


Fig. 20. Undoing a measurement as in Fig. 12.

Separation Condition (cf. Fig. 19): *After the measuring interaction, the measuring system does not interact with the system of interest throughout the period of interest.*

The separation need not hold forever, but it must hold *throughout the period of interest*, which ends with the terminating identity matrix in Figs. 19 and 8. After the period of interest, the measuring system may interact arbitrarily with the system of interest. (Recall that the terminating identity matrix summarizes arbitrary unitary evolutions, interactions, and measurements with unknown results.)

The standard post-measurement density matrix (as, e.g., in Fig. 7) is thus not unconditionally valid, but holds strictly only for a limited period of interest for which the Separation Condition holds.

If the Separation Condition is violated, the standard post-measurement density matrix is perhaps still a good approximation in most practical situations. However, if arbitrary post-

measurement interactions are allowed, then measurements can be undone, as illustrated in Fig. 20. Such undos are a key ingredient of the Frauchiger–Renner paradox, which will be discussed in the next section.

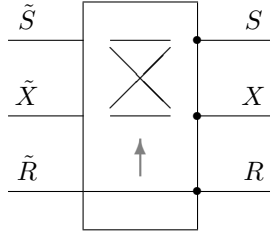


Fig. 21. Quantum-controlled swap function/matrix defined by (45) and (46).

V. THE FRAUCHIGER–RENNER PARADOX

We now turn to the Frauchiger–Renner paradox [15] and use it to illustrate many points of this paper. The reader need not be familiar with [15]: we give a complete description and analysis of the paradox in terms of factor graphs of quantum mass functions. If the reader is familiar with [15], he will notice that the perspectives of the different agents in [15] are here different marginals of a single quantum mass function. Technically, the results of our analysis agree with those in [15], except for the actual contradiction which involves classical variables that do not coexist (i.e., quantum variables that are not jointly classicable).

A. System Model and Factor Graphs

Factor graphs of the relevant quantum mass functions are given in Figs. 23–26, which represent the perspectives of Agents F, \bar{W} , and W from [15], respectively. (The names of these agents as well as “Lab L” and “Lab \bar{L} ” are from [15]; otherwise, our notation differs from that in [15].) The overall (i.e., the most refined) factor graph that we will use is Fig. 26; Figs. 23, 24, and 25 are marginals of Fig. 26, as will be detailed below.

In these factor graphs, all variables are $\{0, 1\}$ -valued, except for Y_1, Y'_1, \check{Y}_1 , which take values in $\{0, 1, 2, 3\}$.

The rows and columns of all matrices are indexed beginning with 0. The nodes/boxes labeled “H” represent Hadamard matrices

$$H = \frac{1}{\sqrt{2}} \begin{pmatrix} 1 & 1 \\ 1 & -1 \end{pmatrix}. \quad (44)$$

We also use a quantum-controlled swap gate¹⁰ (also known as Fredkin gate) as in Fig. 21. This function (or matrix) evaluates to 1 if either

$$R = \check{R} = 0 \text{ and } X = \tilde{X} \text{ and } S = \tilde{S} \quad (45)$$

or

$$R = \check{R} = 1 \text{ and } X = \tilde{S} \text{ and } S = \tilde{X}; \quad (46)$$

otherwise, it evaluates to zero. As a matrix, this function is unitary.

The matrix U is unitary with first column (the column with index 0) as in (53) below. (The second column is irrelevant.) The unitary matrix B will be discussed below. We now walk through these factor graphs one by one.

¹⁰There is no controlled-swap gate in [15]. We use it to make the analysis more transparent.

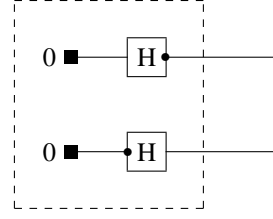


Fig. 22. The dashed box in Fig. 23 for $\check{R} = 1$ (up to the scale factor $2/3$).

1) *Fig. 23 — Lab \bar{L} and Agent F*: The dashed box in Fig. 23 represents Lab \bar{L} of [15], which prepares the $\{0, 1\}$ -valued quantum variable S . The random bit \check{R} (with $\Pr(\check{R} = 1) = 2/3$) results from measuring the quantum variable R . If $\check{R} = 0$, then $S = S' = \check{S} = 0$; if $\check{R} = 1$, then the dashed box in Fig. 23 reduces to Fig. 22.

Agent F (in Lab L) measures S with result \check{S} . Clearly,

$$\check{S} = 1 \implies \check{R} = 1. \quad (47)$$

2) *Fig. 24 — Agent \bar{W}* : Agent \bar{W} has unlimited quantum-level access to Lab \bar{L} , but he has no access to S . In particular, he has access to the quantum variable X in Fig. 23 and he can undo the measurement of R (as in Fig. 20, not shown in Fig. 24). He then measures X and R jointly as shown in Fig. 24. The unitary matrix $B \in \mathbb{C}^{4 \times 4}$ is chosen such that, first, ψ_{S,Y_1} (= the upper dashed box in Fig. 24) satisfies

$$\psi_{S,Y_1}(0, 0) = 0, \quad (48)$$

and second, that (51) holds. A possible choice of the first row of such a matrix is given in (55). (The other rows of B are irrelevant.) The verification of B having the required properties is given in Section V-C.

From (48) and its mirror equation $\bar{\psi}_{S',Y'_1}(0, 0) = 0$, we have

$$\check{Y}_1 = 0 \implies S = S' = 1. \quad (49)$$

3) *Fig. 25 — Agent W*: Agent W has unlimited quantum-level access to Lab L, the lab of Agent F (but no access to Lab \bar{L}). In particular, he can undo the measurement of S (not shown in Fig. 25). He then measures S as shown in Fig. 25. From Fig. 25, it is easily seen that

$$\check{R} = 1 \implies \check{Y}_2 = 0. \quad (50)$$

4) *Fig. 26 — The Entire Model*: Fig. 26 shows the quantum mass function of the entire model. Note that Figs. 23, 24, and 25 are marginals of Fig. 26. We also note that

$$\Pr(\check{Y}_1 = 0 \text{ and } \check{Y}_2 = 1) > 0, \quad (51)$$

as shown in Section V-C.

B. The Paradox

Suppose we observe $\check{Y}_1 = 0$ and $\check{Y}_2 = 1$ (which is possible by (51), see also (56)). Using (49), the measurement of S as in (47), and (50), we have

$$\check{Y}_1 = 0 \implies \check{S} = 1 \implies \check{R} = 1 \implies \check{Y}_2 = 0, \quad (52)$$

which contradicts the observation $\check{Y}_2 = 1$.

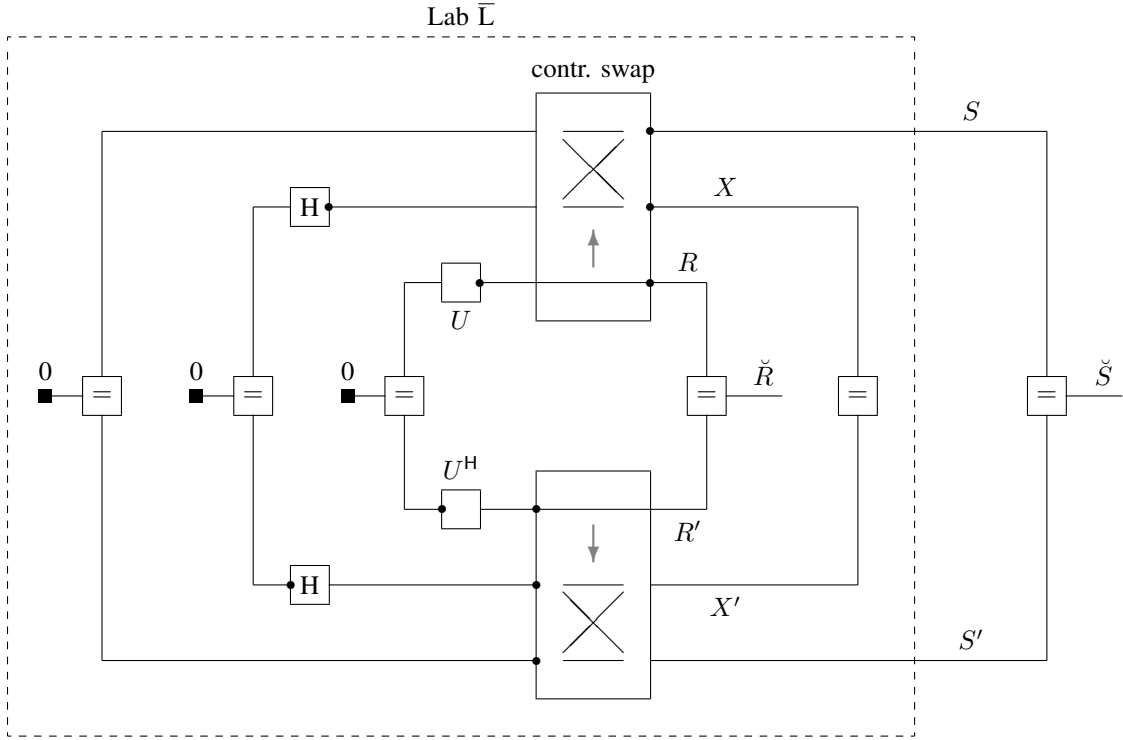


Fig. 23. The first step in the Frauchiger–Renner Gedankenexperiment: the view of Agent F.

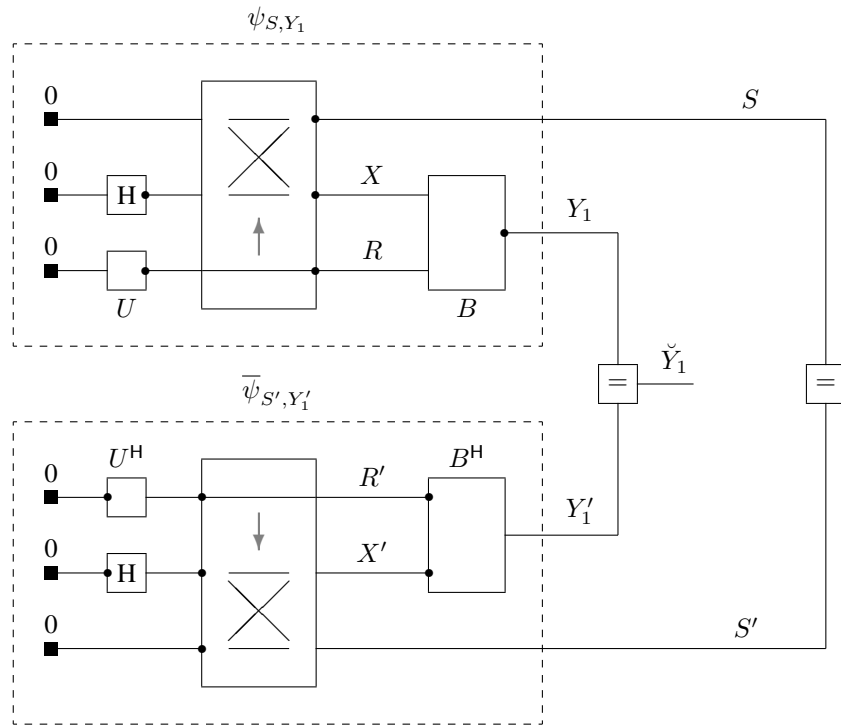


Fig. 24. The view of Agent \bar{W} . The unitary transform B is chosen such that (48) and (51) are satisfied.

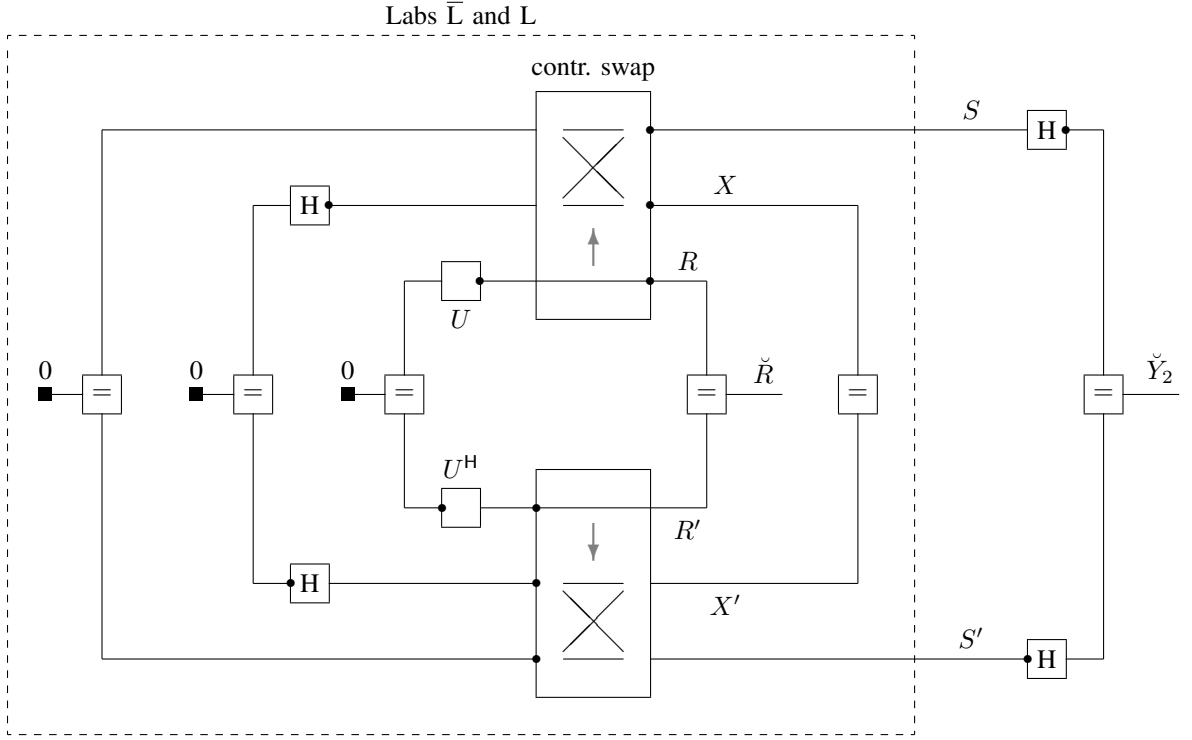


Fig. 25. The view of Agent W .

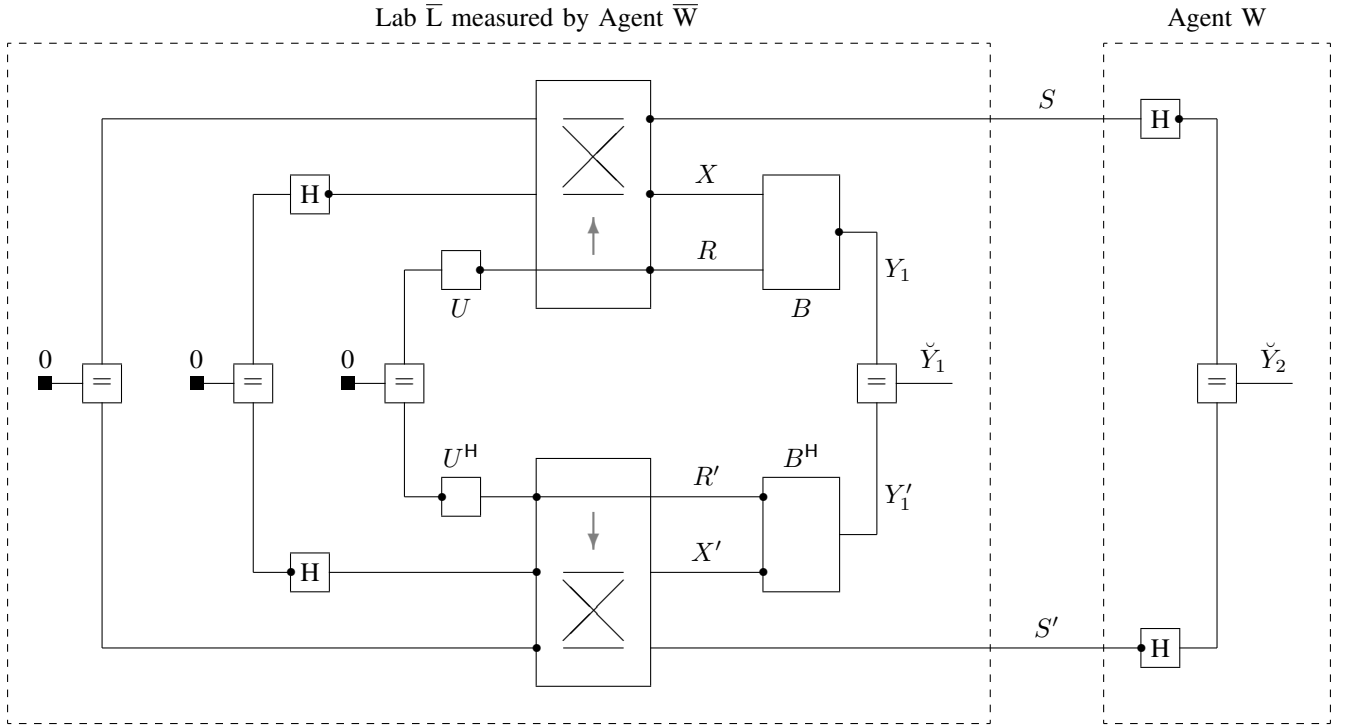


Fig. 26. Factor graph of the entire Frauchiger-Renner model [15]. In the notation of this paper, the condition for the paradox (the stopping condition in [15]) is $\check{Y}_1 = 0$ and $\check{Y}_2 = 1$.

The paradox is resolved by noting that the three implications in (52) do not hold simultaneously: the quantum variables R , S , Y_1 , and Y_2 are not jointly classifiable, i.e., \check{R} , \check{S} , \check{Y}_1 , and \check{Y}_2 do not coexist in any common scope.

C. The Details

1) *The Matrices U and B* : The unitary matrices U and B can be chosen as follows. (The choices below replicate the settings of [15], but other choices are possible.) The first column (the column with index 0) of U is defined to be

$$(u_0, u_1)^T = (\sqrt{1/3}, \sqrt{2/3})^T. \quad (53)$$

The other columns of U are irrelevant. The first row (the row indexed by $Y_1 = 0$) of B is defined to be

$$b = (b_{R,X}(0,0), b_{R,X}(0,1), b_{R,X}(1,0), b_{R,X}(1,1)) \quad (54)$$

$$= (1/2, 1/2, -\sqrt{1/2}, 0). \quad (55)$$

The other rows of B are irrelevant.

2) *Fig. 27 and Condition (48)*: We next examine Fig. 27, which is a critical block of (our factor graph representation of) the Frauchiger–Renner model, cf. Fig. 24. The valid configurations in Fig. 27 with fixed $Y_1 = 0$ are listed in Table I, each with the resulting function value (i.e., the product of all factors in Fig. 27).

Now let ψ_{S,Y_1} be the exterior function of the dashed box in Fig. 27. Noting that $\psi_{S,Y_1}(0,0)$ is the sum of the function values of the first three lines in Table I, we obtain (48).

3) *Fig. 28 and Condition (51)*: It remains to prove (51). To this end, we need the extension of Fig. 27 shown in Fig. 28. The valid configurations and their function values are listed in Table II, which is easily obtained from Table I. The sum of these function values¹¹ is $\frac{1}{2\sqrt{3}}$, from which we obtain

$$\Pr(Y_0 = 0 \text{ and } Y_1 = 1) = 1/12 \quad (56)$$

in Fig. 26, in agreement with [15].

VI. CONCLUSION

Using quantum mass functions, we have discussed the realization of projection measurements as marginalized unitary interactions. It follows that classical measurement results strictly belong to *local* models, i.e., marginals of more detailed models, over a period of interest for which the Separation Condition holds. For illustration, we have used the Frauchiger–Renner paradox, which yields “contradictory” classical variables that do not coexist.

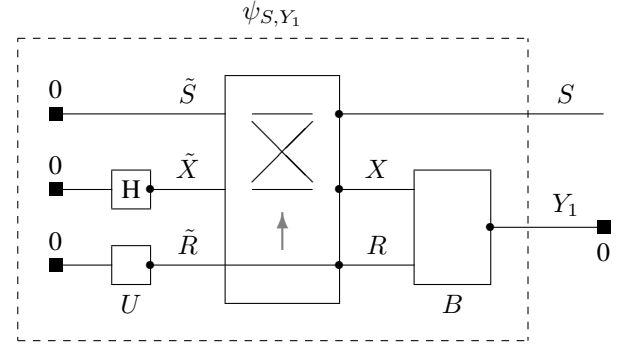


Fig. 27. A critical function/box in the Frauchiger–Renner model.

TABLE I
THE VALID CONFIGURATIONS IN FIG. 27 AND THEIR FUNCTION VALUE.

R	\tilde{R}	X	\tilde{X}	S	\tilde{S}	function value	
						symbolic	numerical
0	0	0	0	0	0	$u_0 b_{R,X}(0,0) \frac{1}{\sqrt{2}}$	$\frac{1}{2\sqrt{6}}$
0	0	1	1	0	0	$u_0 b_{R,X}(0,1) \frac{1}{\sqrt{2}}$	$\frac{1}{2\sqrt{6}}$
1	1	0	0	0	0	$u_1 b_{R,X}(1,0) \frac{1}{\sqrt{2}}$	$\frac{-1}{\sqrt{6}}$
1	1	0	1	1	0	$u_1 b_{R,X}(1,0) \frac{1}{\sqrt{2}}$	$\frac{-1}{\sqrt{6}}$

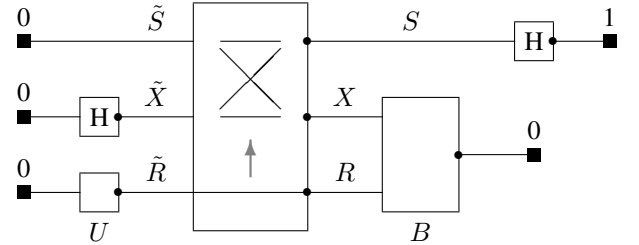


Fig. 28. An extension of Fig. 27.

TABLE II
THE VALID CONFIGURATIONS IN FIG. 28 AND THEIR FUNCTION VALUES.

R	\tilde{R}	X	\tilde{X}	S	\tilde{S}	function values	
						symbolic	numerical
0	0	0	0	0	0	$u_0 b_{R,X}(0,0) \frac{1}{2}$	$\frac{1}{4\sqrt{3}}$
0	0	1	1	0	0	$u_0 b_{R,X}(0,1) \frac{1}{2}$	$\frac{1}{4\sqrt{3}}$
1	1	0	0	0	0	$u_1 b_{R,X}(1,0) \frac{1}{2}$	$\frac{-1}{2\sqrt{3}}$
1	1	0	1	1	0	$-u_1 b_{R,X}(1,0) \frac{1}{2}$	$\frac{1}{2\sqrt{3}}$

¹¹i.e., the partition sum of Fig. 28 [8]

ACKNOWLEDGEMENT

The helpful comments by Robert B. Griffiths, James B. Hartle, and Clifford Taubes are gratefully acknowledged.

REFERENCES

- [1] J. A. Wheeler and W. H. Zurek (eds.), *Quantum Theory and Measurement*. Princeton University Press, 1983.
- [2] W. H. Zurek, “Quantum Darwinism,” *Nature Physics*, vol. 5, pp. 181–188, March 2009.
- [3] W. H. Zurek, “Decoherence, einselection, and the quantum origins of the classical,” *Reviews of Modern Physics*, vol. 75, pp. 715–775, July 2003.
- [4] H.-P. Breuer and F. Petruccione, *Open Quantum Systems*. Oxford University Press, New York, NY, 2002.
- [5] M. Schlosshauer, “Decoherence, the measurement problem, and interpretations of quantum mechanics,” *Reviews of Modern Physics*, vol. 76, pp. 1267–1305, Oct. 2004.
- [6] A. A. Clerk, H. M. Devoret, S. M. Girvin, F. Marquardt, and R. J. Schoelkopf, “Introduction to quantum noise, measurement, and amplification,” *Reviews of Modern Physics*, vol. 82, pp. 1155–1208, April–June 2010.
- [7] A. E. Allahverdyan, R. Balian, and T. M. Nieuwenhuizen, “Understanding quantum measurement from the solution of dynamical models,” *Physics Reports*, vol. 525, pp. 1–166, 2013.
- [8] H.-A. Loeliger and P. O. Vontobel, “Factor graphs for quantum probabilities,” *IEEE Trans. Information Theory*, vol. 63, pp. 5642–5665, Sept. 2017.
- [9] M. Gell-Mann and J. B. Hartle, “Quantum mechanics in the light of quantum cosmology,” *Proc. Santa Fe Institute Workshop on Complexity, Entropy, and the Physics of Information*, May 1989. Also on arXiv:1803.04605v1.
- [10] H. F. Dowker and J. J. Halliwell, “Quantum mechanics of history: the decoherence functional in quantum mechanics,” *Physical Review D*, vol. 46, pp. 1580–1609, Aug. 1992.
- [11] R. B. Griffiths, *Consistent Quantum Theory*. Cambridge Univ. Press, 2002.
- [12] R. Penrose, “Applications of negative dimensional tensors,” in *Combinatorial Mathematics and its Applications*, Academic Press, 1971.
- [13] C. J. Wood, J. D. Biamonte, and D. J. Cory, “Tensor networks and graphical calculus for open quantum systems,” *Quantum Information and Computation*, vol. 15, pp. 759–811, 2015.
- [14] C. M. Caves, “Quantum mechanics of measurements distributed in time. A path-integral formulation,” *Physical Review D*, vol. 33, pp. 1643–1665, March 1986.
- [15] D. Frauchiger and R. Renner, “Quantum theory cannot consistently describe the use of itself,” *Nature Communications*, vol. 9, article no. 3711, 2018.
- [16] Blog of Scott Aaronson, <https://www.scottaaronson.com/blog/?p=3975> Sept. 2018.
- [17] D. Lazarovici and M. Hubert, “How quantum mechanics can consistently describe the use of itself,” *Scientific Reports*, vol. 9, article no. 470, 2019.
- [18] H.-A. Loeliger, “An introduction to factor graphs,” *IEEE Signal Processing Magazine*, Jan. 2004, pp. 28–41.
- [19] M. X. Cao and P. O. Vontobel, “Double-edge factor graphs: definition, properties, and examples,” *Proc. IEEE Information Theory Workshop*, Kaohsiung, Taiwan, Nov. 6–10, 2017, pp. 136–140.
- [20] M. A. Nielsen and I. L. Chuang, *Quantum Computation and Quantum Information*. Cambridge University Press, 10th Anniversary Ed., 2010.
- [21] M. Bauer, D. Bernard, and T. Benoist, “Iterated stochastic measurements,” *Journal of Physics A: Mathematical and Theoretical*, IOP Science, vol. 45, 2012.