

# Information Flow in Computational Systems

Praveen Venkatesh\*, Sanghamitra Dutta† and Pulkit Grover‡

Electrical & Computer Engineering, and the Center for the Neural Basis of Cognition  
Carnegie Mellon University

\*[vpraveen@cmu.edu](mailto:vpraveen@cmu.edu) †[sanghamd@andrew.cmu.edu](mailto:sanghamd@andrew.cmu.edu) ‡[pulkit@cmu.edu](mailto:pulkit@cmu.edu)

January 4, 2022

## Abstract

We develop a theoretical framework for defining and identifying flows of information in computational systems. Here, a computational system is assumed to be a directed graph, with “clocked” nodes that send transmissions to each other along the edges of the graph at discrete points in time. A few measures of information flow have been proposed previously in the literature, and measures of directed causal influence are currently being used as a heuristic proxy for information flow. However, there is as yet no rigorous treatment of the problem with formal definitions and clearly stated assumptions, and the process of defining information flow is often conflated with the problem of estimating it. In this work, we provide a new information-theoretic definition for information flow in a computational system, which we motivate using a series of examples. We then show that this definition satisfies intuitively desirable properties, including the existence of “information paths”, along which information flows from the input of the computational system to its output. Finally, we describe how information flow might be estimated in a noiseless setting, and provide an algorithm to identify information paths on the time-unrolled graph of a computational system.

## 1 Introduction

Consider the following scenario: a group of neuroscientists are trying to understand how images of common hand-held tools, such as hammers and knives, are processed by the brain [1]. Like many other groups [2–6], they are analyzing how information flows in the brain while it performs a particular task. In this specific instance, they are trying to test which of two hypothesized processing mechanisms the brain uses: (i) the tool can be recognized from the image alone, and information about its identity is used to associate what motor skills are necessary to handle it; or (ii) identification of the tool from visual input first requires retrieval of motor knowledge about how the tool can be manipulated. The former mechanism involves the flow of information about the identity of the tool from visual cortex to ventral brain regions (that are involved with object recognition), followed by the integration of motor and visual information. On the other hand, the latter mechanism involves activation of dorsal motor areas *prior* to object recognition. Testing between these hypotheses involves gaining an understanding of how information about the tool’s identity flows in the brain. What methods can the neuroscientists use to gain such an understanding? What formal theory underlies such an analysis? How does one mathematically define colloquially-used terms such as “information flow”? These are the kinds of questions we try to answer in this paper.

Information flow is a concept that appears in several contexts, across fields ranging from communication systems, control theory and neuroscience to security, algorithmic transparency, and deep learning. Our primary motivation comes from the field of neuroscience, where one wishes to understand how information

is processed in the brain. However, the theory that we develop is broadly applicable to any system which can be modeled in the form of a directed graph, with nodes that communicate functions of their inputs to other nodes, and where transmissions are observable. For example, several kinds of social networks readily fit this bill, and one might wish to analyze how information spreads in such networks.

In the field of neuroscience, identifying how information flows between various parts of the brain might be a prerequisite for discerning how that information is processed. This discernment, in turn, is of vital importance for studying normal and diseased brain function. A nuanced understanding of information flow in the brain could, therefore, help with diagnosing and treating brain diseases: a subject that is currently of immense interest with numerous efforts around the world [5–8]. More generally, an understanding of information flow is essential when considering how one might intervene to affect the output of a computational system, be it modulating how information spreads in a social network, or complementing dysfunctional components of the nervous system through stimulation (such as in retinal and cochlear implants).

Prior work on statistically inferring flows of information in the brain appears under the umbrella of “functional connectivity mapping” [9,10]. These efforts have largely relied on measures of directed causal influence such as Granger Causality [11,12], Massey’s Directed Information [13–16], Transfer Entropy [17] and Partial Directed Coherence [18]. Despite widespread use, these measures have frequently been a subject of debate and disagreement within the neuroscientific community [19–26]. In part, these disagreements stem from the widely-acknowledged fact that under non-ideal measurement conditions (e.g. in the presence of hidden variables [27, p. 54], asymmetric noise [28,29], or limited sampling [30]), estimation of these quantities may be erroneous. While these non-idealities may eventually be overcome through improvements in technology, we believe that more fundamental issues will still remain. To understand the nature of these issues, it is useful delve deeper into the neuroscientific context. For instance, one fundamental question that has remained unanswered is: when can directed causal influence be interpreted as information flow? In previous work, we demonstrated that even under *ideal* measurement conditions, the direction of causal influence can be opposite to the direction of information flow in certain kinds of feedback communication networks [31]. Another fundamental issue with the use of directed causal influence measures has to do with interpreting what the influence is “*about*”. While it is understood that “information flow” usually refers to how information contained in a particular set of “*stimuli*” flows in the brain, the aforementioned measures do not incorporate the effect of the stimulus. Instead, it is often left in the hands of the experimentalist to find causal influences that are stimulus-dependent [2,32].

The existence of such fundamental issues can be traced back to the absence of a theoretical foundation for information flow. The underlying model that links information flow (of some variable of interest) with the signals that are actually measured has never been explicitly stated, leading to a lack of separation between the problems of *defining* information flow and of *estimating* it. The absence of a model also makes it hard to test assumptions and to draw the right interpretations from experimental analyses. We believe that, following Shannon’s approach of providing a theoretical foundation for information transmission [33], a solid theoretical treatment of information flow is needed. Such a treatment would begin with a model of the underlying system, give a definition for information flow and its describe its properties, and finally end with a suitable estimator. Adopting Shannon’s model of defining entropy by stating a set of properties that such a measure must satisfy, we attempt to define information flow by putting forward an intuitive property that we believe is desirable for such a quantity. It is our hope that, by providing a theoretical foundation that separates definition and estimation, along with a concrete model and explicitly stated assumptions, we can avoid many of the pitfalls encountered by previous approaches to understanding information flow in the brain.

In this paper, we start by giving a mathematical description of a generic computational system, about which inferences are being drawn (Section 2). We then formally define what it means for information about some message to flow on a single edge or on a set of edges in the computational system (Section 3).

This is done by proposing an intuitive property that we would like such flows to satisfy, along with some candidate definitions, and then examining which candidates satisfy the property. The intuitive property we desire is: *information flow about a message may not completely disappear from the system at a certain time, only to spontaneously reappear at a later point* (formalized in Property 1). It emerges that simple and intuitive definitions actually fail to satisfy this basic property, and so a more sophisticated definition is needed. We then show how our definition for information flow about the message satisfies several desirable properties, including guarantees for the existence of so-called “information paths” between appropriately defined input and output nodes (Section 4). We also discuss a set of properties that uniquely identifies our definition of information flow. After this, we suggest how one might estimate information flow, and provide an “information path algorithm”, which identifies the aforementioned information paths (Section 5). We also introduce and discuss the concepts of derived information, redundant transmissions and hidden nodes, which allow one to obtain a more fine-grained understanding of information structure in the computational system. To show that our definition of information flow agrees with intuition, we give several canonical examples of computational systems and depict the information flow in each case (Section 6). Finally, we conclude with discussions on connections with neuroscience, issues related to the difficulty of estimating information flow (along with possible remedies), comparison with the existing directed causal influence literature, connections with fields such as probabilistic graphical models and causality, and a discussion on information volume (Section 7).

The approach of building a rigorous theoretical framework that we have adopted in this paper is inspired by two works from biologists titled “Could a neuroscientist understand a microprocessor?” [34] and “Can a biologist fix a radio?” [35]. Both these works point to the lack of formal methods, i.e., systematic theory that would help biologists understand the limitations of their tools and test their assumptions. It is our belief that information theory can help provide the formal methods that are sought in biology, and make an impact in fields such as neuroscience and neuroengineering [36–38]. In particular, information theory can play an important role in advancing how we understand large computational systems through external measurements and interventions. While developing an understanding of information flow in such systems may not be sufficient for providing a complete description of the nature of computation itself, we believe that it forms an integral component.

## 2 The Computational System

Our goal is to develop a rigorous framework for understanding how the information about a message flows in a computational system. To do this, we first need to define the terms “computational system”, “message”, “information about a message” and “flow”. In this section, we start with the first two terms, defining the model of the computational system that is used throughout this paper, and explicitly defining the message.

Our model is based on prior art in the information theory literature [39, 40], and consists of nodes communicating to each other at discrete points in time on a directed graph. At every time instant, each node receives transmissions on its incoming edges and computes a function of these transmissions to send out on its outgoing edges. This function can be random and time-dependent, and can be different for every outgoing edge. We will be interested in the flow of a particular random variable called the “message”, which will be defined shortly. Since the directed graph forming the computational system may have cycles, the message may flow along a cyclic path. To deal with this possibility while capturing the fact that nodes must be causal<sup>1</sup>, we define a “time-unrolled” graph (in a manner similar to Ahlswede et al.<sup>2</sup> [40]), which describes how nodes

<sup>1</sup>Causal in the “Signals and Systems” sense of the word, where a node cannot make use of future transmissions [41].

<sup>2</sup>Although the work of Ahlswede et al. (2000) is titled “Network *Information Flow*”, it actually addresses a different problem: one of the achievable rate region of a broadcast network and the optimal coding strategy that achieves this rate. In contrast to their work, which concentrates on characterizing and achieving the optimal rate, our focus is on understanding how information

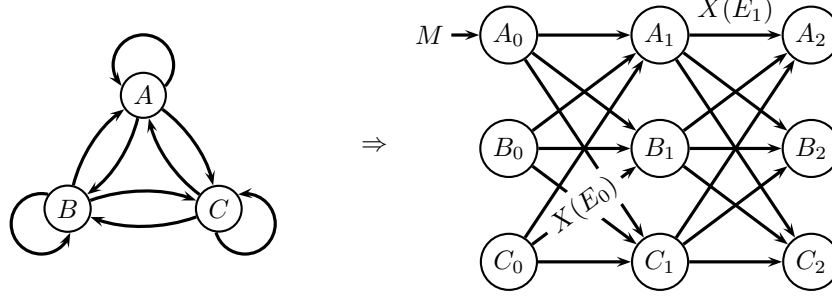


Figure 1: A diagram showing an example of how a complete directed graph is unrolled to create a time-unrolled graph. On the left, we show a complete directed graph  $\mathcal{G}^*$  that has three nodes,  $\mathcal{V}^* = \{A, B, C\}$ . These nodes are fully connected to each other via edges  $\mathcal{E}^*$ , including self-edges.

On the right, we show how  $\mathcal{G}^*$  has been unrolled using time indices  $\mathcal{T} = \{0, 1, 2\}$  to obtain a time-unrolled graph  $\mathcal{G}$ . The set of all nodes at time  $t = 0$  is  $\mathcal{V}_0$  and the set of all (outgoing) edges at time  $t = 0$  is denoted  $\mathcal{E}_0$ . As an example, we have shown an arbitrary edge  $E_0 \in \mathcal{E}_0$  (here,  $E_0 = (C_0, B_1)$ ) and the transmission on that edge,  $X(E_0)$ . As another example, we show a “self-edge” in the time-unrolled graph,  $E_1 \in \mathcal{E}_1$ , which in this case is  $E_1 = (A_1, A_2)$ . Also depicted is the transmission  $X(E_1)$  on this self-edge, which is interpreted as the contents of the memory of node  $A$  from  $t = 1$  to  $t = 2$ . The message  $M$  arrives at the input node  $A_0$ , but could in general be available at more than one node at  $t = 0$ .

communicate to each other over time. We define a random variable model for the nodes’ transmissions, and demonstrate how each node computes them. We also explain what we mean by a “message”, and formally define the input nodes of the computational system.

**Definition 1** (Complete directed graph). *A complete directed graph  $\mathcal{G}^* = (\mathcal{V}^*, \mathcal{E}^*)$  is described by a set of nodes and the set of all edges between those nodes (including self-edges). We denote the set of nodes by their indices,  $\mathcal{V}^* = \{1, 2, \dots, N\}$ , where  $N$  is a positive integer denoting the number of nodes in the graph. The set of edges in the graph is the set of all ordered pairs of nodes,  $\mathcal{E}^* = \mathcal{V}^* \times \mathcal{V}^*$ .*

Note that (i) edges are directed, so the edge  $(A, B) \in \mathcal{E}^*$  describes an edge *from* node  $A$  *to* node  $B$ ; and (ii) nodes have self-edges. For every  $A \in \mathcal{V}^*$ , there is an edge  $(A, A)$  in  $\mathcal{E}^*$ .

Moving forward, nodes shall be thought of as performing computations and possessing local memories. We shall interpret the transmission of a node to itself as the variable it stores within its memory<sup>3</sup>.

**Definition 2** (Time-unrolled graph). *In order to allow nodes to have different transmissions at every time instant, we must provide for the progression of time. Let  $\mathcal{T} = \{0, 1, \dots, T\}$  be a set of time indices, where  $T$  is a positive integer representing the maximum time index. Then, a time-unrolled graph  $\mathcal{G} = (\mathcal{V}, \mathcal{E})$  is constructed by indexing a complete directed graph  $\mathcal{G}^*$  using the time indices  $\mathcal{T}$  as follows:*

1. *The nodes  $\mathcal{V}$  consist of all nodes  $\mathcal{V}^*$  in  $\mathcal{G}^*$ , subscripted by time indices in  $\mathcal{T}$ ,*

$$\mathcal{V} = \{A_t : A \in \mathcal{V}^*, t \in \mathcal{T}\};$$

2. *The edges  $\mathcal{E}$  connect nodes of successive times in  $\mathcal{V}$ , so they can be written in terms of the edges in  $\mathcal{E}^*$  as*

$$\mathcal{E} = \{(A_t, B_{t+1}) : (A, B) \in \mathcal{E}^*, t \in \mathcal{T}\}.$$

For brevity, we denote the set of all nodes at time  $t$  by  $\mathcal{V}_t$ , and the set of all (outgoing) edges at time  $t$  by  $\mathcal{E}_t$ . So, for example, we will have  $A_1 \in \mathcal{V}_1$  and  $(A_1, B_2) \in \mathcal{E}_1$ . All of the notation in this section can be visualized in Figure 1 and is summarized in Table 1.

about a known message flows in an existing computational system.

<sup>3</sup>Instances of directed graphs that are *not complete* and of nodes possessing *no memory* are merely special cases of our model, where the respective edges’ transmissions can simply be set to zero.

Once again, note that (i) edges at time  $t$  connect nodes at time  $t$  to nodes at time  $t + 1$ ; and (ii) since the original graph  $\mathcal{G}^*$  had self-edges, there will always be an edge  $(A_t, A_{t+1})$  in  $\mathcal{E}_t$  for every node  $A_t \in \mathcal{V}_t$ .

**Definition 3** (Computational System). *A computational system  $\mathcal{C} = (\mathcal{G}, X, W, f)$  is a time unrolled graph  $\mathcal{G}$  that has transmissions on its edges which are constrained by computations at its nodes. The input to the computational system includes a message<sup>4</sup>,  $M$ . We now elaborate upon these terms:*

### 3a) Transmissions on Edges

*We begin by defining a function which maps every edge of  $\mathcal{G}$  to a random variable. Let  $\mathcal{X}$  be the set of all random variables in some probability space<sup>5</sup>. Then, let  $X : \mathcal{E} \rightarrow \mathcal{X}$  be a function that describes what random variable is being transmitted on a given edge, i.e.,  $X(E)$  is the random variable corresponding to the transmission on the edge  $E$ .*

*For convenience, we define  $X$  applied to a set of edges as the set of random variables produced by applying  $X$  to each of those edges individually, i.e., for any set  $\mathcal{E}' \subseteq \mathcal{E}$ ,*

$$X(\mathcal{E}') = \{X(E) : E \in \mathcal{E}'\}. \quad (1)$$

*We extend the use of this notation to other functions of nodes and edges that we define, going forward.*

### 3b) Computation at a Node

*Let  $A_t \in \mathcal{V}_t$  be a node in the time-unrolled graph  $\mathcal{G}$ , at some time  $t \geq 1$  (recall that  $t \in \{0, 1, \dots, T\}$ ). Let  $\mathcal{P}(A_t)$  be the set of edges entering  $A_t$ , and  $\mathcal{Q}(A_t)$  be the set of edges leaving  $A_t$ . Further, let us suppose that  $A_t$  is able to intrinsically generate the random variable<sup>6</sup>  $W(A_t)$  at time  $t$ , where  $W(A_t) \perp\!\!\!\perp W(\mathcal{V} \setminus \{A_t\}) \forall A_t \in \mathcal{V}$ ,  $W(\mathcal{V}_t) \perp\!\!\!\perp \{M, X(\mathcal{E}_{t-1})\}$  and the symbol “ $\perp\!\!\!\perp$ ” stands for independence between random variables. Then, the computation performed by the node  $A_t$  (for  $t \geq 1$ ) is a deterministic function<sup>7</sup>  $f_{A_t}$  that satisfies*

$$f_{A_t}(X(\mathcal{P}(A_t)), W(A_t)) = X(\mathcal{Q}(A_t)). \quad (2)$$

*Here,  $X(\mathcal{E}_{t-1})$ ,  $W(\mathcal{V} \setminus \{A_t\})$ ,  $W(\mathcal{V}_t)$ ,  $X(\mathcal{P}(A_t))$  and  $X(\mathcal{Q}(A_t))$  all make use of the notation described in (1).*

*Note that the definition above does not apply when  $t = 0$ ; this is a special case which is discussed below. Also, for convenience, where  $\mathcal{A}$  is an arbitrary set of nodes, we will use  $f_{\mathcal{A}}$  to denote the “joint function” mapping the incoming transmissions of all nodes in  $\mathcal{A}$  (along with their intrinsic random variables  $W(\mathcal{A})$ ) to their respective outgoing transmissions.*

### 3c) The Message and the Input Nodes

*Each of the nodes in  $\mathcal{V}_0$  may receive one or more random variables from the world external to the computational system at time  $t = 0$ . The message,  $M$ , is simply a specific random variable that is of interest to the experimentalist observing the computational system, and for which we shall define information flow. For now, we assume that we are interested in a single message.<sup>8</sup> We also assume that the message enters the computational system only at time  $t = 0$ , and at no later time instant.*

<sup>4</sup>The message is the random variable whose “information flow” we will seek to identify.

<sup>5</sup>We assume that all probability distributions are such that the mutual information and conditional mutual information between any sets of random variables is well-defined [42, Sec. 2.6].

<sup>6</sup>The entirety of our theoretical development extends in a straightforward manner to the case where  $X(E_t)$  and  $W(A_t)$  are random *vectors* instead of random variables. However, the case of random vectors does have certain implications that could be surprising. These are discussed further, with examples, in Appendix C.

<sup>7</sup>This kind of model is not new, and can be found in the causality literature for instance, under the name “Structural Equation Models” [27, Sec. 1.4.1].

<sup>8</sup>That is, we assume that the message is a single random variable or vector. It is possible to simultaneously examine the information flows of several (possibly dependent) messages, or of sub-messages within a single message. These cases are examined in Section 5.6.

TABLE 1  
SUMMARY OF NOTATION

Variable(s)	Meaning
$\mathcal{G}^* = (\mathcal{V}^*, \mathcal{E}^*)$	The original complete directed graph, prior to time-unrolling
$\mathcal{G} = (\mathcal{V}, \mathcal{E})$	The time-unrolled graph making up the computational system
$\mathcal{T}$	The set of all time points, $\{0, 1, \dots, T\}$
$\mathcal{V}$	The set of all nodes in the computational system
$\mathcal{V}_t$	The subset of nodes at time $t$
$V_t, A_t, B_t, C_t, D_t$	A node in the graph at time $t$
$V, A, B, C, D, E$	A node in the original complete directed graph $\mathcal{G}^*$ , or a node in the computational system at an unspecified time point
$\mathcal{A}, \mathcal{B}$	Some subset of nodes in $\mathcal{V}$
$\mathcal{E}$	The set of all edges in the computational system
$\mathcal{E}_t$	The set <sup>†</sup> of all edges at time $t$
$\mathcal{E}'_t$	Some subset <sup>‡</sup> of edges in $\mathcal{E}_t$
$E_t, P_t, Q_t, R_t, S_t$	An edge in the computational system at time $t$
$E, P, Q, R, S$	An edge in the original complete directed graph $\mathcal{G}^*$ , or an edge in the computational system at an unspecified time point
$X(E_t)$	The random variable representing the transmission on the edge $E_t$
$X(\{E^{(1)}, E^{(2)}\})$	Short-hand notation for $\{X(E^{(1)}), X(E^{(2)})\}$ (refer Equation (1))
$\mathcal{P}(V_t)$	The set of all incoming edges of $V_t$ ( $= \mathcal{V}_{t-1} \times \{V_t\} \subseteq \mathcal{E}_{t-1}$ )
$\mathcal{Q}(V_t)$	The set of all outgoing edges of $V_t$ ( $= \{V_t\} \times \mathcal{V}_{t+1} \subseteq \mathcal{E}_t$ )
$W(V_t)$	The intrinsically generated random variable at the node $V_t$
$M$	The “message”, a random variable that enters the system at time $t = 0$ , and whose information flow we seek to understand (refer Definition 3c)
$\mathcal{V}_{ip}$	The input nodes: the subset of nodes at time 0 whose outgoing transmissions depend on the message $M$ (refer Definition 3c)
$f_{V_t}$	The function computed by the node $V_t$ (refer Definition 3b)

<sup>†</sup>Script forms typically denote sets

<sup>‡</sup>Primed script forms typically denote subsets

We formally define the input nodes of the system as those nodes of  $\mathcal{G}$ , at time  $t = 0$ , whose transmissions statistically depend on the message  $M$ :

$$\mathcal{V}_{ip} := \{A_0 \in \mathcal{V}_0 : I(M; X(\mathcal{Q}(A_0))) > 0\}, \quad (3)$$

where  $\mathcal{Q}(A_0)$  represents the set of edges leaving the node  $A_0$ .

To remain consistent with Definition 3b, we define the computation performed by an input node  $A_0 \in \mathcal{V}_{ip}$  as a function  $f_{A_0}$  that satisfies

$$f_{A_0}(M, W(A_0)) = X(\mathcal{Q}(A_0)), \quad (4)$$

and the computation performed by a non-input node at time  $t = 0$ ,  $A_0 \in \mathcal{V}_0 \setminus \mathcal{V}_{ip}$ , as a function  $f_{A_0}$  that satisfies

$$f_{A_0}(W(A_0)) = X(\mathcal{Q}(A_0)). \quad (5)$$

As before,  $W(A_0) \perp\!\!\!\perp W(\mathcal{V}_0 \setminus \{A_0\}) \forall A_0 \in \mathcal{V}_0$  and  $W(\mathcal{V}_0) \perp\!\!\!\perp M$ .

*Remarks.*

1. Informally speaking, Definition 3 is designed to allow each node to generate a randomized function of its incoming transmissions for each of its outgoing transmissions.

2. The randomization at each node is explicitly captured by its intrinsic random variable  $W(\cdot)$ , and is assumed to be independent across all nodes of the system.
3. Furthermore, each node is allowed to send a different transmission on each of its outgoing edges.
4. Note that the condition imposed by Equation (2) introduces dependence between the random variables in the set  $X(\mathcal{E})$ .
5. For the most part, we will not be concerned with the precise form of the computation being performed by every node. We will only make use of information-theoretic measures applied to the message and to the random variables in the computational system.

Throughout the paper, we use the variables  $U, V, A, B, C$  and  $D$  to refer to nodes and  $E, P, Q, R$  and  $S$  to refer to edges. We use their script forms, e.g.  $\mathcal{R}$ , when referring to sets of nodes and edges, and primed script forms, e.g.  $\mathcal{R}'$ , when referring to subsets thereof. Once again, the notation we use is summarized in Table 1, and depicted in Figure 1 for convenience.

Having defined what we mean by the terms “computational system” and “message”, in the following sections we proceed to find a definition for “information flow” and identify properties that this definition satisfies in any computational system.

### 3 Defining Information Flow

Before one can speak of *estimating* the information flow in a network, it is first important to *define* what it is that we seek to estimate.<sup>9</sup> In this section, we focus on arriving at a definition for information flow.

Our goal is to formalize how information about a message flows in a computational system. Ultimately, we expect to find the *path* that the message takes while being processed by the system. Towards this, we start by trying to formally define what it means for information about the message to flow on a given *edge*. This section concludes with a proposal for such a definition: one based on strict positivity of a conditional mutual information. But to provide the intuition behind this choice of definition, we start with several simpler candidate definitions, and show how they fail to satisfy an intuitive property using counterexamples.

After proposing a definition for information flow, in Section 4, we discuss the *properties* satisfied by our definition. *Estimating* information flow in a real computational system requires that we specify how the transmissions of the computational system are observed, and is covered in Section 5.

#### 3.1 An intuitive property

To concretely define what it means for information about a message to flow on an edge, we need some way to assess competing candidate definitions and choose one among them. Towards this goal, we state a straightforward and intuitive property, which we would want any definition of information flow to satisfy.

Suppose that, at a given point in time, there is *no* flow of information about the message across *any* edge of a computational system. Note that this includes self-edges, so no node “carries” information about the message within its memory either. Then, we expect that information about the message has ceased to persist in the system, so the information flow about the message *must* be zero on all edges of the computational system, at all future points in time.

---

<sup>9</sup>In essence, “causal influence” measures such as Granger Causality and Directed Information, while intuitively quantifying transferred information, fail to lay down what *aspect of computation* they actually capture. This is, in part, a result of conflating the stages of defining a quantity we want to understand, and prescribing an estimator for it.

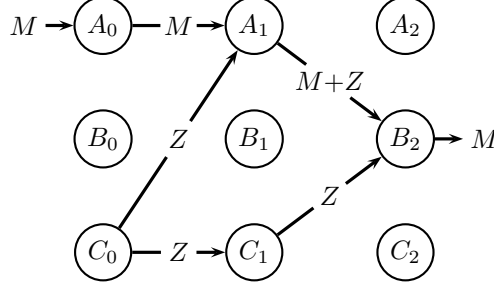


Figure 2: The computational system for Counterexample 1. We only depict edges relevant to the counterexample here. The transmissions on all edges not shown are assumed to be zero. Observe that no edge at time  $t = 1$  has information flow as per Candidate Definition 1, yet the message reappears at time  $t = 2$ .

**Property 1** (The Broken Telephone<sup>10</sup>). *Let  $\mathcal{E}$  be a computational system, and let  $\mathcal{F}_M : \mathcal{E} \rightarrow \{0, 1\}$  be an indicator of the presence of information flow about  $M$  on an edge. That is,  $\mathcal{F}_M(E) = 1$ , if information about  $M$  flows on the edge  $E \in \mathcal{E}$  and  $\mathcal{F}_M(E) = 0$ , otherwise. The Broken Telephone Property states that if, at some time  $t \in \mathcal{T}$ , we have*

$$\mathcal{F}_M(E_t) = 0 \quad \forall E_t \in \mathcal{E}_t, \quad (6)$$

then

$$\mathcal{F}_M(E_{t'}) = 0 \quad \forall E_{t'} \in \mathcal{E}_{t'} \quad \forall t' \in \mathcal{T}, t' > t. \quad (7)$$

### 3.2 Intuiting Information Flow through Counterexamples

We now propose four candidate definitions, beginning with the simplest. We then construct counterexamples to show how the first three candidate definitions do not satisfy Property 1.

**Candidate Definition 1.** *A simplistic and intuitive definition for information flow might simply stem from dependence. We say that information about the message  $M$  flows on an edge  $E$  if*

$$I(M; X(E)) > 0.$$

**Counterexample 1.** Consider the computational system depicted in Figure 2.  $A_0$  is the input node, which has the message  $M \sim \text{Ber}(1/2)$  at time  $t = 0$ . The system’s goal is to communicate<sup>11</sup>  $M$  to the node  $B$ . It chooses the following strategy: at  $t = 0$ ,  $A_0$  “transmits”  $M$  to  $A_1$  (i.e., node  $A$  stores  $M$  in its memory).  $C_0$  independently generates a different random number,  $W(C_0) = Z \sim \text{Ber}(1/2)$ ,  $Z \perp M$ , and sends this message to  $A_1$ , while also storing it in memory it until  $t = 1$ .  $A_1$  then computes  $M \oplus Z$  and passes the result to  $B_2$ , while  $C_1$  sends  $Z$  to  $B_2$ . Here, the symbol “ $\oplus$ ” stands for XOR, the exclusive-OR operator on two bits.  $B_2$  is thus able to recover  $M$  by once again XOR-ing its inputs,  $(M \oplus Z)$  and  $Z$ .

Note that the output of  $B_2$  depends on  $M$ , even though none of its inputs individually depends on  $M$ . That is,  $I(M; X((A_1, B_2))) = I(M; M \oplus Z) = 0$ , and  $I(M; X((C_1, B_2))) = I(M; Z) = 0$ , so by Candidate Definition 1, information about the message flows on *no* edge at time  $t = 1$ . However, information about the message *does* flow out of node  $B_2$  at time  $t = 2$ . This violates Property 1. Thus, mere *dependence* on the message cannot be a valid definition for flow of information on a single edge.  $\square$

Communication strategies such as the one in Counterexample 1 frequently arise in cryptography [43], to prevent an eavesdropper from reading confidential information, and in network coding [40], for achieving the

<sup>10</sup>[https://en.wikipedia.org/wiki/Telephone\\_game](https://en.wikipedia.org/wiki/Telephone_game)

<sup>11</sup>This communication can be thought of as computing the identity function, and making the output available at the node  $B$ .



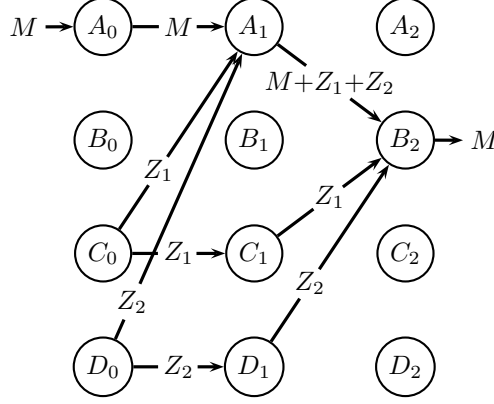


Figure 3: The computational system for Counterexample 2. Once again, observe that no edge at time  $t = 1$  has information flow as per Candidate Definition 2, yet the message reappears at time  $t = 2$ .

communication capacity of a network. Furthermore, a complex computational network may have smaller sub-networks with such topologies. For instance, we observe such a sub-network in the canonical example for network coding: the butterfly network [40, Fig. 7b] (this particular example is discussed in detail in Section 6.1). Optimal communication in such a network *requires* the use of such topologies, so Counterexample 1 is far from obscure. In fact, central to the idea of Counterexample 1 is a concept known as “synergy”, which is well-studied in the literature on Partial Information Decomposition [44–46] (see [47] for a recent review). This is discussed at length in Section 3.5. Even in neuroscience, the concept of synergy is recognized and well-understood [48–50], and some experimental evidence has appeared in the literature [51].

*Aside.* It is our belief that when trying to understand a large computational system, it is essential to start with toy models such as Counterexample 1. This philosophy of starting with toy models and abstracting out meaningful ideas that hold more generally in large systems is well-entrenched in the field of information theory. We believe that this philosophy can, therefore, become a useful export in fields such as neuroscience.

Counterexample 1 demonstrates that the information necessary to recover the message (or a function of it) is not necessarily transmitted through individual edges, but jointly across edges. So, we might instead seek to define the “smallest set of edges” along which information about the message flows, for every point in time. But if we ultimately wish to isolate *paths* along which information about the message flows, we require an understanding of which edges *specifically* the information flows upon. We therefore continue to think of information as flowing on individual edges.<sup>12</sup>

We can now update our naïve definition to counter the previous counterexample. We start by noting that in Counterexample 1, although the transmission on edge  $(A_1, B_2)$  is independent of  $M$ , it is not *conditionally* independent of  $M$  when given the transmission on  $(C_1, B_2)$ .

**Candidate Definition 2.** *We say that information about the message  $M$  flows on an edge  $E_t \in \mathcal{E}_t$  if one of the following holds:*

1.  $I(M; X(E_t)) > 0$ , or
2.  $\exists E'_t \in \mathcal{E}_t$  s.t.  $I(M; X(E_t) \mid X(E'_t)) > 0$ .

<sup>12</sup>It should be noted that the two views—information flowing on individual edges, versus sets of edges—are compatible with each other if we use Definition 5 (which will appear shortly) to describe information flow on a set of edges. This equivalence is elaborated upon in Section 3.4. Later, in Section 4.4, we attempt to refine our understanding of the aforementioned “smallest set of edges” along which information about the message flows.

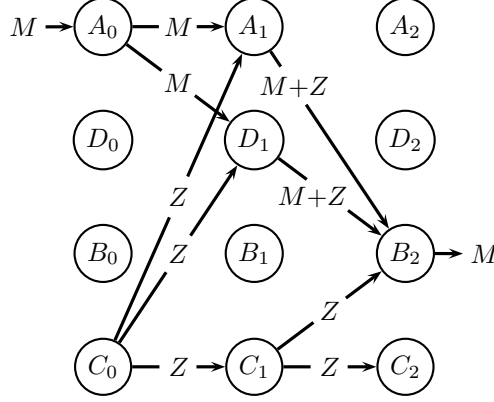


Figure 4: The computational system for Counterexample 3. Just as in the previous counterexamples, no edge at time  $t = 1$  has information flow as per Candidate Definition 3, yet the message is reconstructed at time  $t = 2$ .

**Counterexample 2.** Consider a modified version of Counterexample 1, shown in Figure 3. Now, since there are *two* noise terms, no single extra edge may be conditioned upon to have non-zero information flow at time  $t = 1$ . So, Candidate Definition 2 also fails to satisfy Property 1.  $\square$

It might seem that a possible rectification is to condition on *all* other edges at time  $t$ , but we can show that this also fails the test.

**Candidate Definition 3.** We say that information about the message  $M$  flows on an edge  $E_t \in \mathcal{E}_t$  if one of the following holds:

1.  $I(M; X(E_t)) > 0$ , or
2.  $I(M; X(E_t) \mid X(\mathcal{E}_t \setminus \{E_t\})) > 0$ .

**Counterexample 3.** Consider the computational system shown in Figure 4. Once again, we have an input node  $A_0$  which possesses the message at time  $t = 0$ , and wishes to send this message to node  $B$ . It does so by mixing  $M$  with an independent random variable  $Z$  generated at  $C_0$ , so that the scenario described in Counterexample 1 still holds. But additionally,  $A$  communicates to  $B$  along a redundant path, through  $D_1$ . Now, if  $E$  is any incoming edge of  $B_2$ , it is still true that  $I(M; X(E)) = 0$ . So none of the inputs of  $B_2$  individually depends on  $M$ , thus eliminating the first condition in Candidate Definition 3. Furthermore, checking each incoming edge of  $B_2$  reveals that the second condition also fails to hold. If we take  $E_1 = (A_1, B_2)$ , we get

$$I(M; X(E_1) \mid X(\mathcal{E}_1 \setminus \{E_1\})) = I(M; M \oplus Z \mid M \oplus Z, Z) = 0. \quad (8)$$

The same holds true when  $E_1 = (D_1, B_2)$  since the transmissions on both edges are identical by construction. Likewise, if we take  $E_1 = (C_1, B_2)$ , we have

$$I(M; X(E_1) \mid X(\mathcal{E}_1 \setminus \{E_1\})) = I(M; Z \mid M \oplus Z, Z) = 0, \quad (9)$$

with the same holding true when  $E_1 = (C_1, C_2)$ . Therefore, no edge at time  $t = 1$  has any information flow about the message  $M$ , as per Candidate Definition 3. Nevertheless,  $B_2$  is able to recover the message at time  $t = 2$ , proving that Property 1 fails to hold for Candidate Definition 3.  $\square$

### 3.3 Information Flow on a Single Edge

The counterexamples presented in the previous section motivate a new definition for when information about the message can be said to flow on a given edge. Neither *dependence* of  $M$  on the transmission of

an edge, nor conditional dependence given *one* or *all* other edges, satisfy Property 1. However, in all these counterexamples, given an edge  $E_t$  upon which we expect to have non-zero information flow, we observe: there is at least one subset of edges  $\mathcal{E}'_t \subseteq \mathcal{E}_t \setminus \{E_t\}$ , such that when given  $X(\mathcal{E}'_t)$ ,  $X(E_t)$  is conditionally dependent on  $M$ . We will shortly prove that Property 1 holds when information flow is defined this way<sup>13</sup>, so we directly state it as a definition, skipping its candidacy status.

**Definition 4** (*M-information Flow on a Single Edge*). *We say that information about the message  $M$  flows on an edge  $E_t \in \mathcal{E}_t$  if*

$$\exists \mathcal{E}'_t \subseteq \mathcal{E}_t \setminus \{E_t\} \quad \text{s.t.} \quad I(M; X(E_t) \mid X(\mathcal{E}'_t)) > 0. \quad (10)$$

*Henceforth, we refer to “information flow about the message  $M$ ” as  $M$ -information flow, and use the phrase “the edge  $E_t$  has  $M$ -information flow” or “the edge  $E_t$  carries  $M$ -information flow” to mean that information about  $M$  flows on  $E_t$  per this definition.*

Note that if  $I(M; X(E_t) \mid X(\mathcal{E}'_t)) > 0$ , then  $I(M; X(\{E_t\} \cup \mathcal{E}'_t)) > 0$ . In other words, *there exists* a set of edges that includes  $E_t$ , whose transmissions depend on  $M$ . This is why it is important to condition on all possible subsets of  $\mathcal{E}_t$ . It is not immediately clear, however, whether *every* edge in  $\{E_t\} \cup \mathcal{E}'_t$  has  $M$ -information flow. We return to this point in Section 4.4.

Also, this definition implies that certain edges, such as  $(C_1, B_2)$  in Counterexample 1, may have  $M$ -information flow, which may seem counter-intuitive. This is discussed further and justified in Section 4.2.

### 3.4 Information Flow on a Set of Edges

The definition of  $M$ -information flow for a single edge naturally generalizes to one for a set of edges, at a given time.

**Definition 5** (*M-information Flow on a Set of Edges*). *We say that information about the message  $M$  flows on a set of edges  $\mathcal{E}'_t \subseteq \mathcal{E}_t$  if*

$$\exists \mathcal{R}'_t \subseteq \mathcal{E}_t \quad \text{s.t.} \quad I(M; X(\mathcal{E}'_t) \mid X(\mathcal{R}'_t)) > 0. \quad (11)$$

The definition of  $M$ -information flow on a set of edges is nearly identical to its single-edge counterpart. Indeed, they are closely related, as the following proposition shows.

**Proposition 1.** *A set  $\mathcal{E}'_t \subseteq \mathcal{E}_t$  has  $M$ -information flow if and only if there exists an edge  $E'_t \in \mathcal{E}'_t$  that has  $M$ -information flow.*

A proof of this proposition can be found in Appendix A.

It should be noted that although the counterexamples in this section all employed computational systems which recovered the message  $M$  at a new node at a later time, a computational system will in general compute some function of the message. For instance, see the example in Section 6.2.

### 3.5 The Connection with Synergistic Information

At its core, Counterexample 1 relies on a concept known as “synergy”, which is described explicitly in the literature on Partial Information Decomposition (PID) [44–46] (see [47] for a recent review, and Appendix D for a brief introduction). Essentially, this body of literature seeks to decompose the mutual information

<sup>13</sup>Equivalently, we could say that there exists at least one subset of edges  $\mathcal{E}'_t \subseteq \mathcal{E}_t$ , without explicitly excluding  $E_t$ , since  $I(M; X(E_t) \mid X(E_t), X(\mathcal{E}'_t)) = 0$ .

that two or more variables share about a message,  $I(M; (Y_1, Y_2, \dots))$ , into several individually meaningful, non-negative components. In particular, when discussing the bivariate case, i.e., the case of two variables,  $I(M; (Y_1, Y_2))$ , it is understood what the terms in this decomposition should be: information about the message that each variable *carries uniquely*, information they *share redundantly*, and information that is *synergistic*. This last quantity describes information about the message that is revealed only when *both* variables are taken together, and cannot be inferred from either variable *individually*. Counterexample 1 is the canonical example for synergy, and is known simply as the “XOR” example in the PID literature. While  $M \oplus Z$  and  $Z$  are *individually* independent of  $M$ , when taken *together*,  $I(M; (M \oplus Z, Z)) = H(M)$ . This suggests that  $M \oplus Z$  and  $M$  have no unique or shared information about  $M$ , but convey information synergistically.

While the field has not yet arrived at a consensus on the most appropriate definitions for unique, redundant and synergistic information [47], it is well-understood what properties these quantities must satisfy, at least in the bivariate case. Therefore, even without formal definitions, it is clear from these properties what the PID literature implies in the context of information flow: if a particular edge’s transmission contains unique or redundant information about the message (with respect to some other subset of edges at that point in time), then that information will manifest itself in the form of strictly positive mutual information. However, in the absence of positive mutual information between the message and the transmission on a given edge, we need to consider whether said transmission synergistically interacts with another subset of transmissions at that point in time, as this could potentially create dependence with the message through the kind of “recombination” described in Counterexample 1.

Indeed, it is possible to formulate a definition for information flow based on synergy, which is completely equivalent to Definition 4. The definition below makes use of the PID preliminaries given in Appendix D.

**Definition 6** ( $M$ -synergistic information flow). *We say that an edge  $E_t$  has  $M$ -synergistic information flow if at least one of the following holds:*

1.  $I(M; X(E_t)) > 0$ , or
2.  $\exists \mathcal{E}'_t \subseteq \mathcal{E}_t \setminus \{E_t\}$  s.t.  $CI(M : X(E_t); X(\mathcal{E}'_t)) > 0$ ,

where  $CI(M : X; Y)$  represents the synergistic information between  $X$  and  $Y$  about  $M$ .

**Proposition 2** (Equivalence of Information Flow Definitions). *An edge  $E_t$  has  $M$ -information flow if and only if it has  $M$ -synergistic information flow. Furthermore, suppose  $E_t$  is an edge which satisfies  $I(M; X(E_t)) = 0$ . Then,*

$$I(M; X(E_t) | X(\mathcal{E}'_t)) > 0 \tag{12}$$

for some set  $\mathcal{E}'_t \subseteq \mathcal{E}_t \setminus \{E_t\}$ , if and only if

$$CI(M : X(E_t); X(\mathcal{E}'_t)) > 0. \tag{13}$$

That is, the set  $\mathcal{E}'_t$  upon whose transmissions we need to condition is the same as the one responsible for providing synergy in the alternate definition.

A proof of this proposition is given in Appendix D.

We should also mention here that it may be possible to leverage the more recent definitions of synergy to supply an intuitive measure of the *volume* of information flow; we discuss this in Section 7.5. Lastly, our definition of information flow is unique<sup>14</sup> if we require a different set of properties to hold. This is discussed in detail in Section 4.5.

<sup>14</sup>Note that Property 1 does not uniquely specify our definition of information flow. Indeed, the all-zero function as well as the all-ones function also satisfy the property, although they are not particularly useful definitions of information flow.

## 4 Properties of Information Flow

Having defined what it means for information about a message to flow on an edge, we demonstrate that Definition 4 satisfies several intuitively desirable properties, including Property 1.

### 4.1 The Broken Telephone Property

**Theorem 3.** *M-information flow, as given by Definition 4, satisfies Property 1.*

Before we prove this theorem, we prove a simpler lemma which directly falls out of Definition 4 and the properties of mutual information.

**Lemma 4.** *No edge in  $\mathcal{E}_t$  has M-information flow if and only if  $X(\mathcal{E}_t)$  is independent of  $M$ . In other words,*

$$I(M; X(E_t) \mid X(\mathcal{E}'_t)) = 0 \quad \forall E_t \in \mathcal{E}_t, \mathcal{E}'_t \subseteq \mathcal{E}_t \setminus \{E_t\} \quad (14)$$

*if and only if*

$$I(M; X(\mathcal{E}_t)) = 0. \quad (15)$$

*Equivalently,  $X(\mathcal{E}_t)$  depends on  $M$  if and only if at least one edge in  $\mathcal{E}_t$  has non-zero M-information flow.*

*Proof.* ( $\Rightarrow$ ) Suppose that the condition in (14) holds. Let  $\mathcal{E}_t = \{E_t^{(1)}, E_t^{(2)}, \dots, E_t^{(N^2)}\}$  be any ordering of the edges in  $\mathcal{E}_t$ . Then,

$$I(M; X(\mathcal{E}_t)) \stackrel{(a)}{=} I(M; X(E_t^{(1)})) + I(M; X(E_t^{(2)}) \mid X(E_t^{(1)})) \quad (16)$$

$$+ I(M; X(E_t^{(3)}) \mid X(E_t^{(1)}), X(E_t^{(2)})) + \dots$$

$$= \sum_{i=1}^{N^2} I\left(M; X(E_t^{(i)}) \mid \bigcup_{j=1}^{i-1} \{X(E_t^{(j)})\}\right) \quad (17)$$

$$\stackrel{(b)}{=} \sum_{i=1}^{N^2} I\left(M; X(E_t^{(i)}) \mid X\left(\bigcup_{j=1}^{i-1} \{E_t^{(j)}\}\right)\right) \stackrel{(c)}{=} 0, \quad (18)$$

where (a) follows from the chain-rule of mutual information [52, Ch. 2], (b) is simply the application of Equation (1), and (c) follows from the fact that each term in the summation is zero, by (14). This proves the forward implication.

( $\Leftarrow$ ) Next, suppose  $I(M; X(\mathcal{E}_t)) = 0$ . Let  $E_t$  be any edge in  $\mathcal{E}_t$  and let  $\mathcal{E}'_t$  be any subset of  $\mathcal{E}_t \setminus \{E_t\}$ . Also, let  $\mathcal{E}''_t = \mathcal{E}_t \setminus (\mathcal{E}'_t \cup \{E_t\})$ . Then,

$$0 = I(M; X(\mathcal{E}_t)) \quad (19)$$

$$= I(M; X(\mathcal{E}'_t)) + I(M; X(E_t) \mid X(\mathcal{E}'_t)) + I(M; X(\mathcal{E}''_t) \mid X(\mathcal{E}'_t), X(E_t)) \quad (20)$$

by the chain rule. Since (conditional) mutual information is always non-negative [52, Ch. 2], all three terms on the right hand side must be zero. So in particular,

$$I(M; X(E_t) \mid X(\mathcal{E}'_t)) = 0. \quad (21)$$

Since  $E_t$  and  $\mathcal{E}'_t$  are arbitrary, this proves the converse.  $\square$

*Proof of Theorem 3.* We need to prove that  $M$ -information flow, as given by Definition 4, satisfies Property 1. Explicitly stated, we need to show that if every edge at some time  $t$  has zero  $M$ -information flow, then every edge at all future times  $t' > t$  must also have zero  $M$ -information flow. So suppose that, at time  $t$ , for every  $E_t \in \mathcal{E}_t$  we have

$$I(M; X(E_t) \mid X(\mathcal{E}'_t)) = 0 \quad \forall \mathcal{E}'_t \subseteq \mathcal{E}_t \setminus \{E_t\}. \quad (22)$$

By Lemma 4, this implies that

$$I(M; X(\mathcal{E}_t)) = 0. \quad (23)$$

Now, consider the first future time instant,  $t' = t + 1$ . For every node  $A_{t+1} \in \mathcal{V}_{t+1}$ , the definition of computation at a node (Definition 3b) states that

$$X(\mathcal{Q}(A_{t+1})) = f_{A_{t+1}}(X(\mathcal{P}(A_{t+1})), W(A_{t+1})), \quad (24)$$

where the reader may recall,  $\mathcal{P}(A_{t+1})$  and  $\mathcal{Q}(A_{t+1})$  are the edges entering and leaving  $A_{t+1}$  respectively. We can collect the individual functions  $f_{A_{t+1}}$  across all nodes in  $\mathcal{V}_{t+1}$  into a single joint function  $f_{\mathcal{V}_{t+1}}$ , as described in Definition 3b, to obtain

$$X(\mathcal{E}_{t+1}) = f_{\mathcal{V}_{t+1}}(X(\mathcal{E}_t), W(\mathcal{V}_{t+1})). \quad (25)$$

Therefore,

$$0 \leq I(M; X(\mathcal{E}_{t+1})) = I(M; f_{\mathcal{V}_{t+1}}(X(\mathcal{E}_t), W(\mathcal{V}_{t+1}))) \quad (26)$$

$$\stackrel{(a)}{\leq} I(M; X(\mathcal{E}_t), W(\mathcal{V}_{t+1})) \quad (27)$$

$$= I(M; X(\mathcal{E}_t)) + I(M; W(\mathcal{V}_{t+1}) \mid X(\mathcal{E}_t)) \quad (28)$$

$$\stackrel{(b)}{=} I(M; X(\mathcal{E}_t)) \stackrel{(c)}{=} 0, \quad (29)$$

where (a) follows from the Data Processing Inequality [52, Ch. 2], (b) follows from the fact that  $W(\mathcal{V}_{t+1}) \perp \{M, X(\mathcal{E}_t)\}$ , and (c) follows from (23). Once again, by non-negativity of mutual information we must have that  $I(M; X(\mathcal{E}_{t+1})) = 0$ . Applying Lemma 4 once again, we find that for  $t' = t + 1$ ,

$$I(M; X(E_{t'}) \mid X(\mathcal{E}'_{t'})) = 0 \quad \forall E_{t'} \in \mathcal{E}_{t'}, \mathcal{E}'_{t'} \subseteq \mathcal{E}_{t'} \setminus \{E_{t'}\} \quad (30)$$

We have shown that (22) implies (30), so induction on  $t'$  yields that (30) holds for all future times  $t' > t$ , completing the proof.  $\square$

## 4.2 The Existence of Orphans

Definition 4 also has a very non-intuitive property: an edge leading out of a node may have  $M$ -information flow, even though *no* edge leading *into* that node has  $M$ -information flow.

**Definition 7** ( $M$ -information Orphan). *In a computational system  $\mathcal{C}$ , a node  $V_t$  is said to be an  $M$ -information orphan if  $\mathcal{Q}(V_t)$  has  $M$ -information flow (as per Definition 5), but  $\mathcal{P}(V_t)$  has no  $M$ -information flow.*

**Property 2.**  *$M$ -information orphans may exist in a computational system.*

*Proof.* Consider the computational system in Figure 2 from Counterexample 1. The node  $C_1$  is an  $M$ -information orphan, since the edge  $(C_1, B_2)$  carries  $M$ -information flow, whereas none of its incoming edges carries  $M$ -information flow.  $\square$

The existence of  $M$ -information orphans, along with the presence of  $M$ -information flow on  $(C_1, B_2)$  in Counterexample 1, may not be expected, since  $Z$  was never computed from  $M$ . Indeed,  $M$ -information flow appears to emerge from “nowhere” at the node  $C_1$ , leaving nodes such as  $C_1$  orphaned in a view of the graph that contains only edges having  $M$ -information flow, and hence the name. But closer inspection reveals that in this example, the transmissions arriving at  $B_2$  from  $A_1$  and  $C_1$  are essentially symmetrical from the perspective of  $B_2$ . They are both independent of  $M$ , but when added, are fully dependent on  $M$ . In other words, the random variable  $Z$  is statistically indistinguishable from  $M \oplus Z$ , and therefore just as important for recovering  $M$  at  $B_2$ .

Information can also be destroyed at a node, either by simple omission, or as a result of some computation (see Section 6 for such instances). And information can be generated, either through replication of the same information on two outgoing edges, or spontaneously at an  $M$ -information orphan. Ultimately, we see that there is no “law of conservation” for  $M$ -information flow. In this sense, “information flow” is not a typical kind of “flow” that is defined on graphs (see, for example, [53, Sec. 26.1]), and well-known results such as the Max-flow Min-cut Theorem [53, Thm. 26.6] do not apply as-is to  $M$ -information flow.

It is worthwhile to note at this point that the existence of  $M$ -information orphans such as  $C_1$  in Counterexample 1 does not violate the Data Processing Inequality [52, Ch. 2]. In fact, the strongest evidence of the Data Processing Inequality is seen at the network-level, wherein  $M - X(\mathcal{E}_t) - X(\mathcal{E}_{t+1})$  form a Markov Chain for any time  $0 \leq t < T$ , and so the information content about  $M$  present collectively in all transmissions at time  $t + 1$  *must* be no more than that present at time  $t$ . We call this the global Markov property, and state it formally for completeness.

**Property 3** (Global Markov Property). *At any given time  $t$ , the following Markov Chain holds:  $M - X(\mathcal{E}_t) - X(\mathcal{E}_{t+1})$ .*

In fact, this Markov condition must hold for every *subset* of nodes, not just for the entire set of nodes, so it is subsumed by the following property.

**Property 4** (Local Markov Property). *For any given subset of nodes  $\mathcal{V}'_t \subseteq \mathcal{V}_t$ , the following Markov Chain holds:  $M - X(\mathcal{P}(\mathcal{V}'_t)) - X(\mathcal{Q}(\mathcal{V}'_t))$ .<sup>15</sup>*

*Proof.* Since  $X(\mathcal{Q}(\mathcal{V}'_t)) = f_{\mathcal{V}'_t}(X(\mathcal{P}(\mathcal{V}'_t)), W(\mathcal{V}'_t))$  by Definition 3b, the tuple  $(X(\mathcal{P}(\mathcal{V}'_t)), X(\mathcal{Q}(\mathcal{V}'_t)))$  is also a function of  $X(\mathcal{P}(\mathcal{V}'_t))$  and  $X(W(\mathcal{V}'_t))$ . Hence, the following Markov chain holds:

$$M - (X(\mathcal{P}(\mathcal{V}'_t)), W(\mathcal{V}'_t)) - (X(\mathcal{P}(\mathcal{V}'_t)), X(\mathcal{Q}(\mathcal{V}'_t))).$$

By the Data Processing Inequality, this implies that

$$I(M; X(\mathcal{Q}(\mathcal{V}'_t)), X(\mathcal{P}(\mathcal{V}'_t))) \leq I(M; X(\mathcal{P}(\mathcal{V}'_t)), W(\mathcal{V}'_t)) \quad (31)$$

$$\stackrel{(a)}{=} I(M; X(\mathcal{P}(\mathcal{V}'_t))) + I(M; W(\mathcal{V}'_t) \mid X(\mathcal{P}(\mathcal{V}'_t))) \quad (32)$$

$$\stackrel{(b)}{=} I(M; X(\mathcal{P}(\mathcal{V}'_t))) + I(W(\mathcal{V}'_t); M, X(\mathcal{P}(\mathcal{V}'_t))) - I(W(\mathcal{V}'_t); X(\mathcal{P}(\mathcal{V}'_t))) \quad (33)$$

$$\stackrel{(c)}{=} I(M; X(\mathcal{P}(\mathcal{V}'_t))) + 0 - 0, \quad (34)$$

where in (a) and (b), we have used the chain rule of mutual information in two different ways, and in (c) we have used the fact that  $W(\mathcal{V}'_t) \perp\!\!\!\perp \{M, X(\mathcal{P}(\mathcal{V}'_t))\}$ . Therefore,

$$I(M; X(\mathcal{Q}(\mathcal{V}'_t)) \mid X(\mathcal{P}(\mathcal{V}'_t))) = 0, \quad (35)$$

which implies the Markov chain in Property 4.  $\square$

<sup>15</sup>In Section 5.4, we introduce the concept of “derived  $M$ -information”, which reflects precisely such a Markov relation. As we shall see,  $X(\mathcal{Q}(\mathcal{V}'_t))$  is always derived  $M$ -information of  $X(\mathcal{P}(\mathcal{V}'_t))$ .

Given that this property arises directly from the way we have defined the computational system, specifically Definition 3b, it may not be very surprising. However, it is worth noting that Property 4 holds *even at an  $M$ -information orphan*. So, the spontaneous emergence of  $M$ -information flow at a node does *not* contradict the Data Processing Inequality.

### 4.3 The Existence of Information Paths

We now show that if the outgoing transmissions of any given node depend on the message, then we can find a path leading to that node from one or more input nodes, along which  $M$ -information flows. Before we demonstrate this property, we formally define what we mean by the terms “path” and “cut”.

**Definition 8** (Path). *In any computational system  $\mathcal{C}$ , suppose  $\mathcal{A}$  and  $\mathcal{B}$  are two disjoint sets of nodes in  $\mathcal{V}$ . Then, a path from  $\mathcal{A}$  to  $\mathcal{B}$  is any ordered set of nodes  $\{V^{(0)}, V^{(1)}, \dots, V^{(L)}\}$  that satisfies (i)  $V^{(0)} \in \mathcal{A}$ ; (ii)  $V^{(L)} \in \mathcal{B}$ ; and (iii)  $(V^{(i-1)}, V^{(i)}) \in \mathcal{E}$  for every  $1 \leq i \leq L$ , where  $L$  is a positive integer indicating the length of the path. We refer to the set  $\{(V^{(i-1)}, V^{(i)})\}_{i=1}^L$  as the edges of the path.*

**Definition 9** ( $M$ -Information Path). *Continuing from Definition 8, we define an  $M$ -information path from  $\mathcal{A}$  to  $\mathcal{B}$  as any path from  $\mathcal{A}$  to  $\mathcal{B}$ , each of whose edges carries  $M$ -information flow. That is, if  $(V^{(i-1)}, V^{(i)}) = E_{t_i} \in \mathcal{E}_{t_i}$  for some  $t_i \in \mathcal{T}$ , then for every  $1 \leq i \leq L$ ,*

$$\exists \mathcal{E}'_{t_i} \subseteq \mathcal{E}_{t_i} \quad \text{s.t.} \quad I(M; X(E_{t_i}) \mid X(\mathcal{E}'_{t_i})) > 0. \quad (36)$$

**Definition 10** (Cut). *In any computational system  $\mathcal{C}$ , suppose  $\mathcal{A}$  and  $\mathcal{B}$  are two disjoint sets of nodes in  $\mathcal{V}$ . Then, a cut separating  $\mathcal{A}$  and  $\mathcal{B}$  is any pair of sets  $(\mathcal{V}^{\text{src}}, \mathcal{V}^{\text{sink}})$ , such that (i)  $\mathcal{V}^{\text{src}} \cup \mathcal{V}^{\text{sink}} = \mathcal{V}$ ; (ii)  $\mathcal{V}^{\text{src}} \cap \mathcal{V}^{\text{sink}} = \emptyset$ ; (iii)  $\mathcal{A} \subseteq \mathcal{V}^{\text{src}}$ ; and (iv)  $\mathcal{B} \subseteq \mathcal{V}^{\text{sink}}$ . We refer to the set of edges going from  $\mathcal{V}^{\text{src}}$  to  $\mathcal{V}^{\text{sink}}$ , i.e.  $\mathcal{E} \cap (\mathcal{V}^{\text{src}} \times \mathcal{V}^{\text{sink}})$ , as the edges in the cut set<sup>16</sup>.*

**Definition 11** (Zero- $M$ -information Cut). *Continuing from Definition 10, we say that a cut  $(\mathcal{V}^{\text{src}}, \mathcal{V}^{\text{sink}})$  is a zero- $M$ -information cut if every edge in its cut set has zero  $M$ -information flow. That is, for every  $E_t \in \mathcal{E} \cap (\mathcal{V}^{\text{src}} \times \mathcal{V}^{\text{sink}})$ ,*

$$I(M; X(E_t) \mid X(\mathcal{E}'_t)) = 0 \quad \forall \mathcal{E}'_t \subseteq \mathcal{E}_t \setminus \{E_t\}. \quad (37)$$

*Remark.* In Definition 11, we require that Equation (37) hold for every edge  $E_t$  in  $\mathcal{E} \cap (\mathcal{V}^{\text{src}} \times \mathcal{V}^{\text{sink}})$ . However, the edges in this set may belong to several different time points, since the cut is not restricted to any particular time (e.g., see Figure 5). The time  $t$  used in Equation (37), therefore, is determined by the time of the edge  $E_t$ , and varies for each  $E_t$  that we check in  $\mathcal{E} \cap (\mathcal{V}^{\text{src}} \times \mathcal{V}^{\text{sink}})$ .

**Property 5** (Existence of an Information Path). *In any computational system  $\mathcal{C}$ , suppose that at some time  $t_{op} \in \mathcal{T}$ , there is an “output node”  $V_{op} \in \mathcal{V}$  whose outgoing edges  $\mathcal{Q}(V_{op})$  satisfy  $I(M; X(\mathcal{Q}(V_{op}))) > 0$ . Then, there must exist an  $M$ -information path from the input nodes  $\mathcal{V}_{ip}$  to  $V_{op}$ .*

**Theorem 5.** *Definition 4 satisfies Property 5.*

While the theorem seems obvious on the surface, the proof is in fact non-trivial because of the nature of our definition of  $M$ -information flow. Due to Property 2,  $M$ -information flowing *out* of a node does *not* imply that  $M$ -information must flow *into* that node. Therefore, a straightforward application of the Data Processing Inequality at every node fails to prove the theorem, and we must resort to a more rigorous cut-set-based approach.

<sup>16</sup>Note that it is not necessary for us to assume that, individually,  $\mathcal{V}^{\text{src}}$  and  $\mathcal{V}^{\text{sink}}$  are *connected* sets of nodes. For instance, there may be an isolated subset of  $\mathcal{V}^{\text{sink}}$ , surrounded only by nodes in  $\mathcal{V}^{\text{src}}$ . Our theorems and proofs remain unaffected, even in such a scenario.



*Proof outline.* We shall prove the contrapositive of the theorem, i.e., we will show that if there exists no  $M$ -information path from  $\mathcal{V}_{\text{ip}}$  to  $V_{\text{op}}$ , then the outgoing transmissions of  $V_{\text{op}}$  are independent of  $M$ . We first connect the absence of any  $M$ -information path with the presence of a zero- $M$ -information cut. This is achieved in Lemma 6, which we present before the proof of Theorem 5.

The proof itself proceeds by induction over time. We divide the proof into two steps: initialization and continuation. Starting with the first nodes that come after the cut (temporally) in the initialization step, we systematically show that all nodes to the right of the cut have outgoing transmissions that are independent of the message  $M$  through induction. In this proof outline, we show these steps intuitively using Figure 5, where the dashed black line denotes the cut.

*Initialization.* Here, node  $C_1$  is the first node to the right of the cut, and all of its incoming edges must come from across the cut (depicted by lines in red). Because the cut is a zero- $M$ -information cut, none of its incoming transmissions have  $M$ -information flow. Furthermore, the intrinsically generated random variable  $W(C_1)$  is independent of  $M$ . Using these two facts along with the Data Processing Inequality, we can show that the transmissions on  $C_1$ 's outgoing edges,  $X(\mathcal{Q}(C_1))$ , are also independent of  $M$ .

*Continuation.* At the second time instant to the right of the cut, nodes  $B_2$  and  $C_2$  receive their incoming transmissions from either  $C_1$  (shown in orange) or from across the cut (shown in blue). Once again, the transmissions coming from across the cut can have no information flow, and we have shown that the transmissions coming from  $C_1$  are independent of  $M$ . Also,  $W(B_2)$  and  $W(C_2)$  are independent of  $M$  and all incoming transmissions. This suffices to show that the outgoing transmissions of  $B_2$  and  $C_2$ ,  $X(\mathcal{Q}(B_2) \cup \mathcal{Q}(C_2))$ , are independent of  $M$ . Applying this argument repeatedly over time shows that the transmissions of all nodes to the right of the cut are independent of  $M$ .

Therefore, if there is a node  $V_{\text{op}}$  whose outputs depend on  $M$ , we can be assured that there exists no zero- $M$ -information cut separating  $\mathcal{V}_{\text{ip}}$  from  $V_{\text{op}}$ . Therefore, by Lemma 6, there exists an  $M$ -information path from  $\mathcal{V}_{\text{ip}}$  to  $V_{\text{op}}$ .  $\square$

A few nuances are omitted in this outline, such as how the definition of  $\mathcal{V}_{\text{ip}}$  plays a role precisely. These subtleties are better elucidated in the full proof.

Before proceeding to the formal proof of Theorem 5, we first state and prove the lemma we alluded to earlier, which shows how the absence of an  $M$ -information path implies the presence of a zero- $M$ -information cut, and vice versa.

**Lemma 6.** *Let  $\mathcal{A}$  and  $\mathcal{B}$  be two disjoint sets of nodes in the computational system  $\mathcal{C}$ . There exists no  $M$ -information path from  $\mathcal{A}$  to  $\mathcal{B}$  if and only if there is a zero- $M$ -information cut separating  $\mathcal{A}$  and  $\mathcal{B}$ .*

*Proof.* ( $\Rightarrow$ ) Suppose there exists no  $M$ -information path from  $\mathcal{A}$  to  $\mathcal{B}$ . Consider the set of all nodes to which there exists at least one  $M$ -information path from  $\mathcal{A}$ . Let  $\mathcal{V}^{\text{src}}$  be the collection of all such nodes, along with the nodes in  $\mathcal{A}$ , i.e.,

$$\mathcal{V}^{\text{src}} := \mathcal{A} \cup \{V_t \in \mathcal{V} : \exists \text{ an } M\text{-information path from } \mathcal{A} \text{ to } V_t\}. \quad (38)$$

Let  $\mathcal{V}^{\text{sink}} = \mathcal{V} \setminus \mathcal{V}^{\text{src}}$ , so that  $\mathcal{V}^{\text{sink}}$  consists of nodes to which there is no  $M$ -information path from  $\mathcal{A}$ . Then, we must have  $\mathcal{B} \subseteq \mathcal{V}^{\text{sink}}$ , since it is known that there are no  $M$ -information paths from  $\mathcal{A}$  to  $\mathcal{B}$ . Therefore,  $(\mathcal{V}^{\text{src}}, \mathcal{V}^{\text{sink}})$  is a cut that separates  $\mathcal{A}$  and  $\mathcal{B}$ , such that no edge in the cut set has  $M$ -information flow. In other words, by Definition 11, this is a zero- $M$ -information cut separating  $\mathcal{A}$  and  $\mathcal{B}$ .

( $\Leftarrow$ ) Next, suppose that there is an  $M$ -information path  $\{V^{(i)}\}_{i=0}^L$  from  $\mathcal{A}$  to  $\mathcal{B}$ . Then, we claim that there can exist no zero- $M$ -information cut separating  $\mathcal{A}$  and  $\mathcal{B}$ . Let  $(\mathcal{V}^{\text{src}}, \mathcal{V}^{\text{sink}})$  be any cut separating  $\mathcal{A}$  and  $\mathcal{B}$ . By Definition 8, we must have  $V^{(0)} \in \mathcal{V}^{\text{src}}$  and  $V^{(L)} \in \mathcal{V}^{\text{sink}}$ . So, there must be at least one edge going from  $\mathcal{V}^{\text{src}}$  to  $\mathcal{V}^{\text{sink}}$  which lies on the path. This implies that at least one edge in the cut set carries  $M$ -information

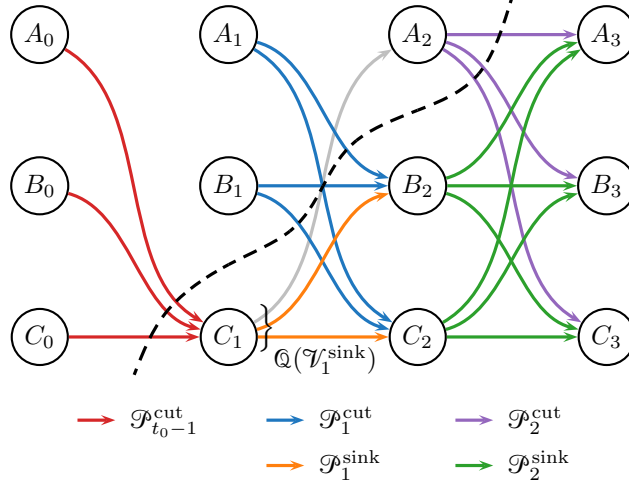


Figure 5: A generic computational system used in the proof outline and to explain certain steps in the proof of Theorem 5. For the purposes of the proof outline, it suffices to note that the black dashed line denotes the cut. All variable names can be ignored at this point of time.

For the purposes of the formal proof, note that in this figure,  $\mathcal{E}^{\text{cut}}$  is essentially the union of the red, blue and purple edges, while  $\mathcal{E}^{\text{sink}}$  is the union of the orange and green edges. From this, it is evident that  $\mathcal{P}(\mathcal{V}_t^{\text{sink}}) = \mathcal{P}_{t-1}^{\text{cut}} \cup \mathcal{P}_{t-1}^{\text{sink}}$  for any time  $t$ , i.e., the incoming edges of  $\mathcal{V}_t^{\text{sink}}$  at time  $t$  must either come from nodes in  $\mathcal{V}^{\text{sink}}$  or from nodes across the cut. Secondly, it should be clear that  $\mathcal{P}_{t-1}^{\text{sink}} = \mathcal{Q}(\mathcal{V}_{t-1}^{\text{sink}}) \cap \mathcal{E}^{\text{sink}}$ , i.e., the *incoming* edges of  $\mathcal{V}_t^{\text{sink}}$  that originate from nodes in  $\mathcal{V}^{\text{sink}}$  are simply the *outgoing* edges of  $\mathcal{V}_{t-1}^{\text{sink}}$  which terminate at nodes in  $\mathcal{V}^{\text{sink}}$ . This is seen best at time  $t = 1$  in the graph above, where the orange and grey lines together represent  $\mathcal{Q}(\mathcal{V}_1^{\text{sink}})$ , the orange and green edges together make up  $\mathcal{E}^{\text{sink}}$ , and  $\mathcal{P}_1^{\text{sink}}$  is given by the orange edges, which is the intersection of the two sets.

flow. Since the conditions of Definition 11 are not satisfied, this cut is *not* a zero- $M$ -information cut. Since this is true for every cut separating  $\mathcal{A}$  and  $\mathcal{B}$ , the claim holds.  $\square$

*Proof of Theorem 5.* As mentioned in the proof outline, we prove the contrapositive of the theorem. Suppose there exists no  $M$ -information path from the input nodes  $\mathcal{V}_{\text{ip}}$  to  $V_{\text{op}}$ . Then, by Lemma 6, there exists a zero- $M$ -information cut separating  $\mathcal{V}_{\text{ip}}$  and  $V_{\text{op}}$ . We use this to prove that the transmissions of  $V_{\text{op}}$  are independent of  $M$ .

*Setup.* Let the cut separating  $\mathcal{V}_{\text{ip}}$  and  $V_{\text{op}}$  be given by  $(\mathcal{V}^{\text{src}}, \mathcal{V}^{\text{sink}})$ , so that  $\mathcal{V}_{\text{ip}} \subseteq \mathcal{V}^{\text{src}}$  and  $V_{\text{op}} \in \mathcal{V}^{\text{sink}}$ . Then, the cut divides  $\mathcal{E}$  into the following sets:  $\mathcal{E}^{\text{src}} = \mathcal{E} \cap (\mathcal{V}^{\text{src}} \times \mathcal{V}^{\text{src}})$ , the edges between the nodes in  $\mathcal{V}^{\text{src}}$ ;  $\mathcal{E}^{\text{sink}} = \mathcal{E} \cap (\mathcal{V}^{\text{sink}} \times \mathcal{V}^{\text{sink}})$ , the edges between nodes in  $\mathcal{V}^{\text{sink}}$ ; and  $\mathcal{E}^{\text{cut}} = \mathcal{E} \cap (\mathcal{V}^{\text{src}} \times \mathcal{V}^{\text{sink}})$ , the edges going from  $\mathcal{V}^{\text{src}}$  to  $\mathcal{V}^{\text{sink}}$  (the edges going from  $\mathcal{V}^{\text{sink}}$  to  $\mathcal{V}^{\text{src}}$  will not be relevant to our discussion). From the previous paragraph, Lemma 6 implies that  $(\mathcal{V}^{\text{src}}, \mathcal{V}^{\text{sink}})$  is a zero- $M$ -information cut, so by Definition 11, we have that for all  $E_t \in \mathcal{E}^{\text{cut}}$ ,

$$I(M; X(E_t) \mid X(\mathcal{E}'_t)) = 0 \quad \forall \mathcal{E}'_t \subseteq \mathcal{E}_t \setminus \{E_t\}. \quad (39)$$

Note that the edges in  $\mathcal{E}^{\text{cut}}$  may belong to different time instants. In particular, the time instant  $t$  in the equation above corresponds to the time of the edge  $E_t$ , whose flow is in question.<sup>17</sup>

Order the nodes in  $\mathcal{V}^{\text{sink}}$  by time, and let  $\mathcal{V}_t^{\text{sink}}$  be the subset of nodes in  $\mathcal{V}^{\text{sink}}$  at time  $t$ . Let  $\mathcal{P}(\mathcal{V}_t^{\text{sink}})$  and  $\mathcal{Q}(\mathcal{V}_t^{\text{sink}})$  respectively be the sets of edges *collectively* entering and leaving all nodes in  $\mathcal{V}_t^{\text{sink}}$ . We shall prove that the outgoing transmissions of every node in  $\mathcal{V}^{\text{sink}}$ , including those of  $V_{\text{op}}$ , must be independent of the message, i.e.,

$$I(M; X(\mathcal{Q}(V))) = 0 \quad \forall V \in \mathcal{V}^{\text{sink}}. \quad (40)$$

<sup>17</sup>In fact, this is one of the central factors that prevents us from recursively applying the Data Processing Inequality at every node, leading from  $\mathcal{V}_{\text{ip}}$  to  $V_{\text{op}}$ .

*Initialization.* Let  $t_0$  be the first time instant  $t$  for which  $\mathcal{V}_t^{\text{sink}}$  is non-empty. Then, we encounter two cases: either  $t_0 = 0$ , in which case the nodes in  $\mathcal{V}_{t_0}^{\text{sink}}$  have *no* incoming edges, or  $t_0 > 0$ , and the nodes in  $\mathcal{V}_{t_0}^{\text{sink}}$  have incoming edges. We shall first prove that in *both* cases, the outgoing transmissions of  $\mathcal{V}_{t_0}^{\text{sink}}$  are independent of the message, i.e.  $I(M; X(\mathbb{Q}(\mathcal{V}_{t_0}^{\text{sink}}))) = 0$ .

(Case I) When  $t_0 = 0$ ,  $\mathcal{V}_0^{\text{sink}} \cap \mathcal{V}_{\text{ip}} = \emptyset$ . This is because the cut separates  $\mathcal{V}_{\text{ip}}$  from  $V_{\text{op}}$ , with  $\mathcal{V}_{\text{ip}} \subseteq \mathcal{V}^{\text{src}}$ , so no nodes in  $\mathcal{V}_0^{\text{sink}}$  can be input nodes. So, by the definition of (non-)input nodes (Definition 3c), we must have

$$I(M; X(\mathbb{Q}(\mathcal{V}_0^{\text{sink}}))) = I(M; f_{\mathcal{V}_0^{\text{sink}}}(W(\mathcal{V}_0^{\text{sink}}))) \quad (41)$$

$$\stackrel{(a)}{\leq} I(M; W(\mathcal{V}_0^{\text{sink}})) \quad (42)$$

$$\stackrel{(b)}{=} 0, \quad (43)$$

where step (a) uses the data processing inequality and step (b) makes use of the fact that  $W(\mathcal{V}_0) \perp M$ .

(Case II) When  $t_0 > 0$ , the definition of  $t_0$  implies that all nodes at time  $t_0 - 1$  are in  $\mathcal{V}^{\text{src}}$ , so all incoming edges of  $\mathcal{V}_{t_0}^{\text{sink}}$  must lie in the cut set, i.e.,  $\mathcal{P}(\mathcal{V}_{t_0}^{\text{sink}}) \subseteq \mathcal{E}^{\text{cut}}$ . Since the cut is a zero- $M$ -information cut, we have that for all  $E_{t_0-1} \in \mathcal{P}(\mathcal{V}_{t_0}^{\text{sink}})$ ,

$$I(M; X(E_{t_0-1}) \mid X(\mathcal{E}'_{t_0-1})) = 0 \quad \forall \mathcal{E}'_{t_0-1} \subseteq \mathcal{E}_{t_0-1}. \quad (44)$$

By the definition of  $M$ -information flow for a set of edges (Definition 5) and Proposition 1, we have

$$I(M; X(\mathcal{P}(\mathcal{V}_{t_0}^{\text{sink}})) \mid X(\mathcal{E}'_{t_0-1})) = 0 \quad \forall \mathcal{E}'_{t_0-1} \subseteq \mathcal{E}_{t_0-1}. \quad (45)$$

Once again, considering  $\mathbb{Q}(\mathcal{V}_{t_0}^{\text{sink}})$ , we have

$$I(M; X(\mathbb{Q}(\mathcal{V}_{t_0}^{\text{sink}}))) = I(M; f_{\mathcal{V}_{t_0}^{\text{sink}}}(X(\mathcal{P}(\mathcal{V}_{t_0}^{\text{sink}})), W(\mathcal{V}_{t_0}^{\text{sink}}))) \quad (46)$$

$$\stackrel{(a)}{\leq} I(M; X(\mathcal{P}(\mathcal{V}_{t_0}^{\text{sink}})), W(\mathcal{V}_{t_0}^{\text{sink}})) \quad (47)$$

$$\stackrel{(b)}{=} I(M; X(\mathcal{P}(\mathcal{V}_{t_0}^{\text{sink}}))) + I(M; W(\mathcal{V}_{t_0}^{\text{sink}}) \mid X(\mathcal{P}(\mathcal{V}_{t_0}^{\text{sink}}))) \quad (48)$$

$$\stackrel{(c)}{=} 0, \quad (49)$$

where (a) and (b) follow from the Data Processing Inequality and the chain rule of mutual information respectively. In step (c), the first expression in the sum goes to zero by taking  $\mathcal{E}_{t_0-1} = \emptyset$  in (45) and the second expression is zero since  $W(\mathcal{V}_{t_0}^{\text{sink}}) \perp \{M, X(\mathcal{E}_{t_0-1})\}$ , and  $\mathcal{P}(\mathcal{V}_{t_0}^{\text{sink}}) \subseteq \mathcal{E}_{t_0-1}$  (refer Definition 3b). So, from equations (43) and (49), we have that for all values of  $t_0$ ,

$$I(M; X(\mathbb{Q}(\mathcal{V}_{t_0}^{\text{sink}}))) = 0. \quad (50)$$

*Continuation.* Now, suppose that for some  $t > t_0$ , we have  $I(M; X(\mathbb{Q}(\mathcal{V}_{t-1}^{\text{sink}}))) = 0$ . We shall prove that this implies  $I(M; X(\mathbb{Q}(\mathcal{V}_t^{\text{sink}}))) = 0$ . First, observe that

$$\mathcal{P}(\mathcal{V}_t^{\text{sink}}) = (\mathcal{P}(\mathcal{V}_t^{\text{sink}}) \cap \mathcal{E}^{\text{cut}}) \cup (\mathcal{P}(\mathcal{V}_t^{\text{sink}}) \cap \mathcal{E}^{\text{sink}}) \quad (51)$$

For convenience, let  $\mathcal{P}_{t-1}^{\text{cut}} := \mathcal{P}(\mathcal{V}_t^{\text{sink}}) \cap \mathcal{E}^{\text{cut}}$  and  $\mathcal{P}_{t-1}^{\text{sink}} := \mathcal{P}(\mathcal{V}_t^{\text{sink}}) \cap \mathcal{E}^{\text{sink}}$ . We have used the subscript  $t-1$  here to remind the reader that  $\mathcal{P}(\mathcal{V}_t^{\text{sink}})$ , which are the *incoming* edges of  $\mathcal{V}_t^{\text{sink}}$ , are a subset of  $\mathcal{E}_{t-1}$ . Then, we have

$$\mathcal{P}(\mathcal{V}_t^{\text{sink}}) = \mathcal{P}_{t-1}^{\text{cut}} \cup \mathcal{P}_{t-1}^{\text{sink}}. \quad (52)$$

Since the cut is a zero- $M$ -information cut, we have that for every  $E_{t-1} \in \mathcal{P}_{t-1}^{\text{cut}}$ ,

$$I(M; X(E_{t-1}) \mid X(\mathcal{E}'_{t-1})) = 0 \quad \forall \mathcal{E}'_{t-1} \subseteq \mathcal{E}_{t-1}. \quad (53)$$

Therefore, by Definition 5 and Proposition 1,

$$I(M; X(\mathcal{P}_{t-1}^{\text{cut}}) \mid X(\mathcal{E}'_{t-1})) = 0 \quad \forall \mathcal{E}'_{t-1} \subseteq \mathcal{E}_{t-1}. \quad (54)$$

Secondly,  $\mathcal{P}_{t-1}^{\text{sink}} = \mathcal{Q}(\mathcal{V}_{t-1}^{\text{sink}}) \cap \mathcal{E}^{\text{sink}}$ . This is depicted in Figure 5, and explained in the caption. So,

$$I(M; X(\mathcal{P}_{t-1}^{\text{sink}})) = I(M; X(\mathcal{Q}(\mathcal{V}_{t-1}^{\text{sink}}) \cap \mathcal{E}^{\text{sink}})) \quad (55)$$

$$\stackrel{(a)}{\leq} I(M; X(\mathcal{Q}(\mathcal{V}_{t-1}^{\text{sink}}))) \stackrel{(b)}{=} 0 \quad (56)$$

where (a) follows from the fact that considering more random variables can only increase mutual information, and (b) follows from the induction assumption. Finally, consider how  $X(\mathcal{Q}(\mathcal{V}_t^{\text{sink}}))$  depends on  $M$ :

$$I(M; X(\mathcal{Q}(\mathcal{V}_t^{\text{sink}}))) = I(M; f_{\mathcal{V}_t^{\text{sink}}}(X(\mathcal{P}_{t-1}^{\text{sink}} \cup \mathcal{P}_{t-1}^{\text{cut}}), W(\mathcal{V}_t^{\text{sink}}))) \quad (57)$$

$$\stackrel{(a)}{\leq} I(M; X(\mathcal{P}_{t-1}^{\text{sink}}), X(\mathcal{P}_{t-1}^{\text{cut}}), W(\mathcal{V}_t^{\text{sink}})) \quad (58)$$

$$\stackrel{(b)}{=} I(M; X(\mathcal{P}_{t-1}^{\text{sink}})) + I(M; X(\mathcal{P}_{t-1}^{\text{cut}}) \mid X(\mathcal{P}_{t-1}^{\text{sink}})) \quad (59)$$

$$+ I(M; W(\mathcal{V}_t^{\text{sink}}) \mid X(\mathcal{P}_{t-1}^{\text{sink}}), X(\mathcal{P}_{t-1}^{\text{cut}})) \stackrel{(c)}{=} 0, \quad (60)$$

where once again, (a) and (b) follow from the data processing inequality and the chain rule respectively. In step (c), the first and second terms go to zero by equations (56) and (54) respectively, while the third term is zero since  $W(\mathcal{V}_t^{\text{sink}}) \perp \{M, X(\mathcal{E}_{t-1})\}$  and  $\mathcal{P}_{t-1}^{\text{sink}} \cup \mathcal{P}_{t-1}^{\text{cut}} \subseteq \mathcal{E}_{t-1}$ .

The proof follows from induction on  $t$ , so

$$I(M; X(\mathcal{Q}(\mathcal{V}_t^{\text{sink}}))) = 0 \quad \forall t \geq t_0, \quad (61)$$

which in turn implies that

$$I(M; X(\mathcal{Q}(V))) = 0 \quad \forall V \in \mathcal{V}^{\text{sink}}. \quad (62)$$

If there exists an output node whose transmissions depend on  $M$ , then there can exist no cut consisting of edges with zero  $M$ -information flow, and hence by Lemma 6, there must be a path consisting of edges that carry  $M$ -information flow between the input nodes and the output node in question.  $\square$

## 4.4 The Separability Property

Finally, we state a property that may be of interest to obtain a deeper understanding of the nature of  $M$ -information flow, as given by Definitions 4 and 5.

**Proposition 7** (Separability). *Let  $\mathcal{C}$  be a computational system. Then, at any given point in time  $t$ , there exist two sets  $\mathcal{R}_t, \mathcal{S}_t \subseteq \mathcal{E}_t$ , such that all of the following conditions hold:*

1.  $\mathcal{R}_t \cup \mathcal{S}_t = \mathcal{E}_t$
2.  $\mathcal{R}_t \cap \mathcal{S}_t = \emptyset$
3. Either  $\mathcal{R}_t = \emptyset$ , or for every  $R_t \in \mathcal{R}_t$  there exists a subset  $\mathcal{R}'_t \subseteq \mathcal{R}_t \setminus \{R_t\}$  such that

$$I(M; X(R_t) \mid X(\mathcal{R}'_t)) > 0. \quad (63)$$

4. Either  $\mathcal{S}_t = \emptyset$ , or for every  $\mathcal{E}'_t \subseteq \mathcal{E}_t$ ,

$$I(M; X(\mathcal{S}_t) \mid X(\mathcal{E}'_t)) = 0. \quad (64)$$

A proof of this proposition can be found in Appendix B.

Proposition 7 shows that at any given point in time  $t$ , it is possible to partition  $\mathcal{E}_t$  into two sets:  $\mathcal{R}_t$ , consisting only of edges that have  $M$ -information flow, and  $\mathcal{S}_t$ , comprising edges that have no  $M$ -information flow. Furthermore, when considering the  $M$ -information flow of edges in  $\mathcal{R}_t$ , it suffices to condition on the transmissions of edges within  $\mathcal{R}_t$  to ascertain the presence of  $M$ -information flow. Conditioning upon the transmissions of edges in  $\mathcal{S}_t$  will not change the mutual information between the message and the transmissions of edges in  $\mathcal{R}_t$ .

## 4.5 On the Uniqueness of Our Definition of Information Flow

From the perspective of designing an axiomatic framework, it is desirable to find a minimal set of properties that gives rise to a unique definition of information flow. Although Property 1 helped us motivate a definition for information flow, it did not uniquely specify a definition: as mentioned before in passing, setting *all* edges to have information flow (or *no* edges to have information flow) would also be consistent with this property.

In this section, we provide a set of properties that uniquely leads to our definition of information flow. However, we must acknowledge that we arrived at these properties with the benefit of hindsight, after having proved many other properties of our definition. As such, they are mathematically very similar to our definition, and one might feel uncomfortable with the idea of imposing such a set of properties at the very outset. Our goal here is only to begin a discussion in this direction: a search for a more abstract set of properties that leads to a unique definition of information flow would be a worthy endeavour in future.

**Property 6.** *Let  $\mathcal{C}$  be a computational system, and let  $\mathcal{F}_M : \mathcal{E} \rightarrow \{0, 1\}$  be an indicator of the presence of information flow about  $M$  on an edge. That is,  $\mathcal{F}_M(E) = 1$ , if information about  $M$  flows on the edge  $E \in \mathcal{E}$ , and  $\mathcal{F}_M(E) = 0$  otherwise. We now state three conditions  $\mathcal{F}_M$  must satisfy, which naturally leads to our definition of information flow (Definition 4):*

$$6a) \ I(M; X(E_t)) > 0 \quad \Rightarrow \quad \mathcal{F}_M(E_t) = 1,$$

$$6b) \ \exists \mathcal{E}'_t \subseteq \mathcal{E}_t \setminus \{E_t\} \text{ s.t. } I(M; X(\mathcal{E}'_t) | X(E_t)) > I(M; X(\mathcal{E}'_t)) \quad \Rightarrow \quad \mathcal{F}_M(E_t) = 1,$$

$$6c) \ I(M; X(E_t) | X(\mathcal{E}'_t)) = 0 \ \forall \ \mathcal{E}'_t \subseteq \mathcal{E}_t \quad \Rightarrow \quad \mathcal{F}_M(E_t) = 0.$$

Property 6a is a very natural and intuitive requirement for information flow. Property 6b states that an edge should be considered to carry information about  $M$ , if upon conditioning, its transmission *increases* the information that some set  $X(\mathcal{E}'_t)$  conveys about  $M$ . Property 6c is reminiscent of the separability property from Proposition 7, and states that if an edge has no dependence with  $M$ , no matter what other transmission is conditioned upon, then it can carry no information flow about  $M$ .

Effectively, Property 6a states that if an edge has unique or redundant information about  $M$ , then it must carry information flow, while Property 6b states that if an edge has synergistic information about  $M$  along with some other set of transmissions, then it must carry information flow. Finally, Property 6c states that if all three of these components are absent, then that edge carries no information flow. This also explains how, if any one of these three properties is absent, our definition is no longer unique.

As we acknowledged previously, some of these properties could be seen as too restrictive or contrived, and a more abstract set of properties is certainly desirable. Nevertheless, these properties do uniquely identify our definition of information flow.

**Proposition 8** (Uniqueness). *If  $\mathcal{F}_M$  is an indicator of information flow that satisfies the conditions in Property 6, then  $\mathcal{F}_M(E_t) = 1$  if and only if  $E_t$  has  $M$ -information flow, per Definition 4.*

*Proof.* ( $\Rightarrow$ ) Suppose the edge  $E_t$  has no  $M$ -information flow per Definition 4. This directly implies the condition in Property 6c. Hence,  $\mathcal{F}_M(E_t) = 0$ . This proves that if  $\mathcal{F}_M(E_t) = 1$ , the edge  $E_t$  must have  $M$ -information flow.

( $\Leftarrow$ ) Suppose the edge  $E_t$  has  $M$ -information flow per Definition 4. Then,

$$\exists \mathcal{E}'_t \subseteq \mathcal{E}_t \setminus \{E_t\} \quad \text{s.t.} \quad I(M; X(E_t) | X(\mathcal{E}'_t)) > 0. \quad (65)$$

If  $\mathcal{E}'_t = \emptyset$ ,  $I(M; X(E_t)) > 0$ , so by Property 6a,  $\mathcal{F}_M(E_t) = 1$ . If  $I(M; X(E_t)) = 0$ , then (65) guarantees the existence of some  $\mathcal{E}'_t \neq \emptyset$  such that

$$I(M; X(E_t) | X(\mathcal{E}'_t)) > 0 \quad (66)$$

$$\Rightarrow I(M; X(\mathcal{E}'_t)) + I(M; X(E_t) | X(\mathcal{E}'_t)) \stackrel{(a)}{>} I(M; X(\mathcal{E}'_t)) \quad (67)$$

$$\Rightarrow I(M; X(E_t), X(\mathcal{E}'_t)) \stackrel{(b)}{>} I(M; X(\mathcal{E}'_t)) \quad (68)$$

$$\Rightarrow I(M; X(E_t)) + I(M; X(\mathcal{E}'_t) | X(E_t)) \stackrel{(c)}{>} I(M; X(\mathcal{E}'_t)) \quad (69)$$

$$\Rightarrow I(M; X(\mathcal{E}'_t) | X(E_t)) \stackrel{(d)}{>} I(M; X(\mathcal{E}'_t)), \quad (70)$$

where in (a), we simply added  $I(M; X(\mathcal{E}'_t))$  to both sides; in (b) and (c), we used the chain rule in two different ways; and in (d), we used the fact that  $I(M; X(E_t)) = 0$ . So, by Property 6b, we have that  $\mathcal{F}_M(E_t) = 1$ . This proves the converse.  $\square$

*Remark.* It should be noted that Definition 4 only specifies *whether or not* a given edge has  $M$ -information flow. It does not *quantify* this flow. So Proposition 8 demonstrates the uniqueness of our definition up to an unspecified information volume. If we require that the conditions in Property 6 hold, then any quantitative definition of information flow will go to zero at an edge if and only if the  $M$ -information flow carried by that edge is zero.

## 5 Inferring Information Flow

Having discussed the definition and the properties of  $M$ -information flow, we now consider how these flows of information might be inferred in a real computational system. We first discuss an observation model that describes which random variables are observed and how they are sampled. Under this model, we show how existing techniques from the literature can be used to estimate  $M$ -information flow. As in previous sections, we restrict our attention to estimating *whether or not* a given edge has  $M$ -information flow, relegating quantification of these flows to future work. Quantification is briefly discussed in Section 7.5.

We then describe an algorithm that recovers all  $M$ -information paths between the input nodes and a given output node, by leveraging the knowledge of which edges have  $M$ -information flow. We also explain how one might attain a fine-grained characterization of the structure of information flow, by introducing the concept of “derived information”. This is useful for understanding which transmissions are “derived” from others, allowing one to find transmissions that are redundant and discover the presence of hidden nodes. Finally, we explain how flows of information about multiple messages can be inferred in our framework.

### 5.1 The Observation Model

Before we can describe how information flow and information paths can be estimated, we must provide a statistical description of the random variables that are observed. Let  $\mathcal{C}$  be a computational system under observation. We then make the following assumptions:

1. Transmissions on all edges, including self-edges, are observed.
2. The random variables that are intrinsically generated at each node are *not* observed, unless they are also transmitted on an edge (which could be a self-edge).
3. Observations are made noiselessly; the implications of noisy measurements will be the subject of future work.
4. Several trials<sup>18</sup> are observed, each of which corresponds to an independent realization of all random variables in the model<sup>19</sup>. Every trial uses a realization of  $M$  which is independently drawn from a distribution determined by the experimentalist<sup>20</sup>. For every node  $V \in \mathcal{V}$ , the intrinsically generated random variable  $W(V)$  is also assumed to be independently and identically distributed across trials.

Under these conditions, we describe estimators that are consistent in the asymptotic limit of infinite trials. It should be noted that these assumptions may be valid to varying degrees in different contexts. This is discussed further in Section 7.1.

## 5.2 Estimating Information Flow

Given observations of random variables from a computational system, per the observation model described in the previous section, our task is to estimate which edges have  $M$ -information flow. In other words, we seek an estimator for the quantity described in Definition 4.

Checking for  $M$ -information flow boils down to testing whether at least one of the conditional mutual information expressions in Definition 4 is strictly positive. One approach, which has recently received a lot of attention, is to perform several conditional independence tests [54–58]. In its most general form, conditional independence testing is considered a hard problem for continuous random variables [59]. However, if we ignore issues associated with the practical difficulty of estimation (discussed later in Section 7.2), these works provide consistent estimators under reasonable assumptions on the joint distribution of the variables involved [56–58].

It may also be desirable, in certain situations, to estimate the conditional mutual informations in Definition 4 themselves, rather than simply perform conditional independence tests. The estimation of entropy and mutual information have been explored in the information theory and statistics literature [60, 61], which suggest possible avenues in this direction. Estimation of conditional mutual information will likely be useful for inferring the *volume* of information flow.

## 5.3 Discovering Information Paths

Next, we discuss an algorithm that discovers all  $M$ -information paths leading from the input nodes to a given output node,  $V_{\text{op}}$ , in any computational system. As discussed in Section 4, whenever the transmissions  $\mathbb{Q}(V_{\text{op}})$  of the output node depend on the message, Theorem 5 guarantees that at least one  $M$ -information path exists.

---

<sup>18</sup>The word “trial” is borrowed from the neuroscience literature, wherein a neuroscientist will often conduct multiple trials in a single experiment. In each trial, a human participant or an animal under study is presented with one of a set of carefully chosen stimuli (corresponding to a realization of the message  $M$  in our setting), and neural activity is recorded using some modality. Scientific inferences are then drawn by making use of the activity from all trials.

<sup>19</sup>In reality, trials are not independent in neuroscientific experiments. Indeed, neurons are known to “adapt” their responses from trial to trial, often showing suppressed activity when presented the same stimulus multiple times. This, in part, is considered to be evidence of *learning* in neural circuitry. However, for simplicity, we restrict our attention here to computational systems that do not learn or show trial-to-trial adaptation.

<sup>20</sup>A more detailed discussion of this distribution can be found in Section 5.6.

---

**Algorithm 1** Information Path Algorithm: Finds all paths from  $\mathcal{V}_{ip}$  to  $V_{op}$ 

---

```
1: Initialize an empty graph  $\mathcal{H}$  ▷  $\mathcal{H}$  will store valid paths from  $\mathcal{V}_{ip}$  to  $V_{op}$ 
▷  $\mathcal{H}$  currently contains no nodes or edges
2: FINDINFOPATHS( $\mathcal{C}$ ,  $V_{op}$ ,  $\mathcal{H}$ ) ▷ Call a function (defined below) to populate  $\mathcal{H}$ 
3: if  $V_{op}$  is marked “invalid” then
4:   raise Error ▷ No path from  $\mathcal{V}_{ip}$  to  $V_{op}$  was found
5: end if

6: function FINDINFOPATHS( $\mathcal{C}$ ,  $V_t$ ,  $\mathcal{H}$ )
7:   if  $\mathcal{P}(V_t)$  is empty then ▷  $V_t$  has no inputs  $\Rightarrow t = 0$ 
8:     if  $V_t \in \mathcal{V}_{ip}$  then
9:       Mark  $V_t$  “valid”
10:      Add  $V_t$  to  $\mathcal{H}$ 
11:     else ▷ We somehow reached a non-input node at  $t = 0$ 
12:       raise Error
13:     end if
14:   else ▷  $V_t$  has inputs
15:     for all  $(U_{t-1}, V_t) \in \mathcal{P}(V_t)$  do
16:       if  $(U_{t-1}, V_t)$  has  $M$ -information flow then
17:         if  $U_{t-1}$  is unmarked then
18:           FINDINFOPATHS( $\mathcal{C}$ ,  $U_{t-1}$ ,  $\mathcal{H}$ ) ▷ This will mark  $U_{t-1}$ 
19:         end if
20:         if  $U_{t-1}$  is marked “valid” then
21:           Mark  $V_t$  “valid”
22:           Add  $V_t$  and  $(U_{t-1}, V_t)$  to  $\mathcal{H}$ 
23:         end if
24:       end if
25:     end for
26:     if  $V_t$  is still unmarked then ▷ No input of  $V_t$  was “valid”
27:       Mark  $V_t$  “invalid”
28:     end if
29:   end if
30: end function
```

---

Algorithm 1, which we propose for recovering all  $M$ -information paths, is an adaptation of the well-known Depth-First Search<sup>21</sup> method [53, Sec. 22.3]. It takes as its input a computational system  $\mathcal{C}$  in which all edges having  $M$ -information flow have been identified, the output node  $V_{op}$ , and an empty graph  $\mathcal{H}$  that is completely devoid of nodes and edges. The algorithm returns the set of all  $M$ -information paths in the form of a directed subgraph  $\mathcal{H}$  of the time-unrolled graph  $\mathcal{G}$ . Starting from  $\mathcal{V}_{ip}$ , following *any* path in  $\mathcal{H}$  will lead one to  $V_{op}$ , provided at least one  $M$ -information path exists.

The algorithm works by recursively visiting nodes, starting from the output node  $V_{op}$ . It traverses only edges that carry  $M$ -information flow, and uses a marking scheme to avoid revisiting nodes. The same marking scheme is also used to designate nodes to which there are  $M$ -information paths from  $\mathcal{V}_{ip}$ . As the algorithm passes through each node, it marks the node “valid” whenever an  $M$ -information path exists between  $\mathcal{V}_{ip}$  and that node. If no such path exists, then the node is marked “invalid”. The objective of the algorithm,

---

<sup>21</sup>It is also possible to discover all  $M$ -information paths using an adaptation of Breadth-First Search [53, Sec. 22.2], but doing so would require some mechanism to prune  $M$ -information paths that do not lead to the input nodes  $\mathcal{V}_{ip}$ . So we prefer to use Depth-First Search for simplicity of exposition.



therefore, reduces to one of finding a path of “valid” nodes from  $\mathcal{V}_{\text{ip}}$  to  $V_{\text{op}}$ . The algorithm’s recursive function can be expressed as follows: *A node  $V_t \in \mathcal{V}$  is “valid” if and only if there exists a node  $U_{t-1} \in \mathcal{V}$  such that  $U_{t-1}$  is valid, and the edge  $(U_{t-1}, V_t)$  has  $M$ -information flow.* This is a recursive expression since checking the validity of a node at time  $t$  involves finding valid nodes at time  $t - 1$ . The only nodes that are considered valid by default are the input nodes  $\mathcal{V}_{\text{ip}}$ .

The algorithm sequentially checks the validity of nodes  $V_t \in \mathcal{V}$ , starting from the output node  $V_{\text{op}}$ . The function `FINDINFOPATHS`, when called on any given node  $V_t$ , checks the validity of  $V_t$ . This involves checking each of the incoming edges of  $V_t$  for  $M$ -information flow. If  $U_{t-1}$  is a node from which  $M$ -information flows to  $V_t$ , then the algorithm immediately checks the validity of  $U_{t-1}$  by calling the function `FINDINFOPATHS` again. Eventually, if in this recursive process, we arrive at an input node in  $\mathcal{V}_{\text{ip}}$ , then that node is marked “valid”, and added to the output subgraph  $\mathcal{H}$ . Once every node  $U_{t-1}$  from which  $M$ -information flows to  $V_t$  has been marked “valid” or “invalid”, the validity of  $V_t$  can be ascertained. For every “valid” node  $U_{t-1}$  from which  $M$ -information flows to  $V_t$ , the edge  $(U_{t-1}, V_t)$  and the node  $V_t$  are added to the output subgraph  $\mathcal{H}$ , and  $V_t$  is marked “valid”. If there are no such nodes leading to  $V_t$ , then  $V_t$  is marked “invalid” and does not fall on an  $M$ -information path.

This recursive logic yields the set of all  $M$ -information paths leading from the input nodes to  $V_{\text{op}}$ . The two lines at which errors are returned correspond to scenarios that should not occur if the conditions of Theorem 5 hold. In line 12, we visit a non-input node at time  $t = 0$ . But such a node should never have been reached in the recursion, since we only followed edges that have  $M$ -information flow. Its presence, therefore, would contradict the computational system model. In line 4,  $V_{\text{op}}$  is marked “invalid”, implying that there is no path leading to it from the input nodes. Once again, this can only occur if the computational system model is violated, or if the conditions of Theorem 5 do not hold.

## On Computational Complexity

The complexity of this algorithm is exactly that of Depth-first Search,  $\mathcal{O}(|\mathcal{V}| + |\mathcal{E}|)$  [53, Sec. 22.3]. To be precise, we consider the computational system to extend until the time of the output node, i.e., we take  $T = t_{\text{op}}$ . So the complexity of the algorithm is  $\mathcal{O}(|\mathcal{V}^*|t_{\text{op}} + |\mathcal{E}^*|t_{\text{op}})$ . This is easily verified: if we assume that all edges in the system have  $M$ -information flow, then all edges and nodes must be traversed by the search. At each node, we must execute lines 7 through 14, and 26 through 28, which take a constant amount of time. Since we have  $|\mathcal{V}^*|$  nodes over  $t_{\text{op}}$  time points, this adds up to  $|\mathcal{V}^*|t_{\text{op}}$  steps. We also need to execute the loop in lines 15 through 24, which counts the number of incoming edges at every node. For all nodes combined, this adds up to  $|\mathcal{E}^*|t_{\text{op}}$  steps.

If the graph is fully connected as described in Section 2, then  $|\mathcal{V}^*| = N$  and  $|\mathcal{E}^*| = N^2$ , so the effective complexity is just  $\mathcal{O}(N^2t_{\text{op}})$ . However, if we *know* that information can only flow along certain paths, because of the underlying geometry of the system (e.g., anatomical priors in neuroscience), then we may have  $|\mathcal{E}^*| = N \log N$ , or even  $|\mathcal{E}^*| = \mathcal{O}(|\mathcal{V}|)$ , bringing down the complexity of the search. It should be noted that in either case, the complexity of identifying *which* edges have  $M$ -information flow is potentially exponential in  $N$ , as discussed later in Section 7.2. This is much larger than the complexity of tracing out information paths, so *finding edges* with  $M$ -information flow is, in fact, the “hard part” of the problem.

## 5.4 Derived Information and Redundancy

The framework we develop for information flow allows one to obtain a more fine-grained understanding of information structure in a computational system, especially when compared with classical tools such as correlation and phase synchrony [62, 63]. This allows the experimentalist to better investigate the nature of the computation being performed. A concept that we believe will be extremely useful in this regard is one

we call “derived information”, which is defined below.

**Definition 12** (Derived  $M$ -Information). *In a computational system  $\mathcal{C}$ , a transmission  $X(Q_t)$  is said to be derived  $M$ -information of a different transmission  $X(P_{t'})$  if  $M - X(P_{t'}) - X(Q_t)$  forms a Markov chain. That is, the following condition must hold:*

$$I(M; X(Q_t) \mid X(P_{t'})) = 0, \quad (71)$$

implying that

$$H(M \mid X(P_{t'})) = H(M \mid X(P_{t'}), X(Q_t)). \quad (72)$$

So,  $X(Q_t)$  adds no new information about  $M$ , when given  $X(P_{t'})$ . The same definition extends to transmissions on sets of edges.

One potential use-case scenario for derived information arises in the context of redundant flows. Consider the computational system presented in Figure 4, originally described under Counterexample 3. We see two edges sending the same transmission to the node  $B_2$ . This is an example of what we call “redundant transmissions”. In general, since we only consider information about  $M$  to be relevant, the exact transmissions communicated over two edges at a given point in time may be different. But if they convey the *same information about  $M$*  to a given node, then we view them as essentially redundant. Definition 4, when applied to this system, will detect both these edges as having  $M$ -information flow, since given  $X((C_1, B_2))$ , their transmissions depend on  $M$ . In the notation of the Separability property mentioned earlier (Proposition 7), both edges  $(A_1, B_2)$  as well as  $(D_1, B_2)$  will belong in the set  $\mathcal{R}_1$ .

Derived information provides a general methodology to understand when transmissions on certain edges may be redundant. Naturally, if the transmissions on two edges  $Q_t$  and  $P_{t'}$  are redundant, then they must be derived  $M$ -information of one another. This amounts to checking two more conditional independence relationships, for which convergent estimators exist in the limit of infinite trials, as discussed in Section 5.2.

In the following section, we shall see another application of derived information; when applied to specific sets, it can in some cases be used to detect the presence of hidden (unobserved) nodes. Later, in Section 6.3, we discuss an example where the notion of derived information helps us make a new kind of inference about the fine structure of information flow, one that would not be possible using tools such as Granger Causality and Directed Information.

## 5.5 Hidden Nodes

In Section 5.3, we showed how the Information Path Algorithm may fail to discover  $M$ -information paths if one of the assumptions of the computational system model or the observation model breaks in some way. Here, we discuss one specific situation in which the observation model may break, i.e., when not all nodes are observed. We call these unobserved nodes “hidden nodes”, and assume that we do not see transmissions on incoming or outgoing edges of these nodes.

**Definition 13** (Hidden nodes). *Consider a computational system  $\mathcal{C} = (\mathcal{G}, X, W, f)$  defined on the time-unrolled graph  $\mathcal{G} = (\mathcal{V}, \mathcal{E})$  as before. Suppose that only a subset of nodes in this graph are observed. Specifically, if  $\mathcal{V}^*$  was the original set of nodes in  $\mathcal{G}^*$ , prior to time-unrolling, then we observe only the nodes  $\tilde{\mathcal{V}}^* = \mathcal{V}^* \setminus \mathcal{H}^*$ , where  $\mathcal{H}^* = \{H^{(0)}, H^{(1)}, \dots, H^{(K-1)}\}$  is a set of unobserved nodes called hidden nodes.*

To describe the observed component of the computational system, we define  $\tilde{\mathcal{G}}^* = \tilde{\mathcal{V}}^* \times \tilde{\mathcal{V}}^*$ ,  $\tilde{\mathcal{V}} = \{V_t : V \in \tilde{\mathcal{V}}^*, t \in \mathcal{T}\}$  and  $\tilde{\mathcal{E}} = \{(A_t, B_{t+1}) : (A, B) \in \tilde{\mathcal{G}}^*, t \in \mathcal{T}\}$ . Also let  $\mathcal{H} = \{H_t : H \in \mathcal{H}^*, t \in \mathcal{T}\}$ . Finally, we set up the observed component of the computational system as before:  $\tilde{\mathcal{C}} = (\tilde{\mathcal{G}}, X, W, f)$ . Thus, we only observe

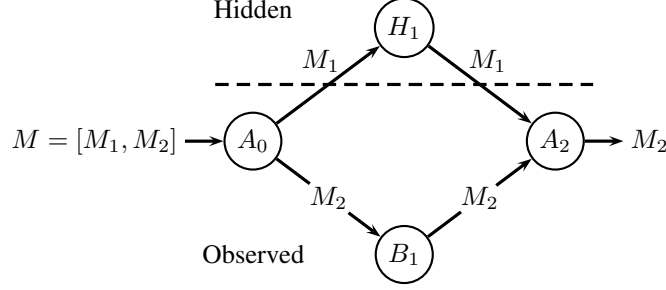


Figure 6: A computational system serving as a counterexample to the converse of Proposition 10. Here, the hidden node  $H_1$  is  $M$ -relevant because its outgoing transmission,  $M_1$ , is not present in any of the observed transmissions at time  $t = 1$ . However, since  $A_2$  chooses to ignore  $M_1$  at its output, the Markov Chain  $M - X(\tilde{\mathcal{E}}_1) - X(\tilde{\mathcal{E}}_2)$  boils down to  $M - M_2 - M_2$ , which obviously holds.

the transmissions on edges in  $\tilde{\mathcal{E}}$ . As usual, we denote the set of all hidden nodes at time  $t$  by  $\mathcal{H}_t$ , and the set of all observed nodes at time  $t$  by  $\tilde{\mathcal{E}}_t$ .

The presence of hidden nodes of this nature implies that much of the theory we have developed will not apply. Lemma 4 no longer truly holds, in that information about  $M$  may persist in the system by passing through the hidden node, even if *no* observed edge has  $M$ -information flow. So, naturally, Property 1 also fails to hold. Hence, we are not guaranteed to be able to identify all edges with  $M$ -information flow, and discover all  $M$ -information paths as before.

Fortunately, at least in some cases, the concept of derived information provides a simple way to tell whether or not a hidden node exists. Specifically, if at some time  $t$ , a hidden node transmits information about  $M$  which is unavailable within the system at that time, and which is utilized by some node at the following time instant, then the set of all observed transmissions  $X(\tilde{\mathcal{E}}_t)$  will *not* be derived  $M$ -information of the set of all transmissions at time  $t - 1$ . In other words, the Markov condition  $M - X(\tilde{\mathcal{E}}_{t-1}) - X(\tilde{\mathcal{E}}_t)$  will break. Unfortunately, the notion of “utilization” is difficult to express mathematically, without resorting to the use of ideas from causality that are based on intervention. The result we prove, therefore, is a simpler sufficiency argument, which guarantees the presence of a hidden node if the aforementioned Markov condition is observed to break. This result is proved in Proposition 10, but first, we define some adjectives.

**Definition 14** ( $M$ -relevant hidden node). A hidden node  $H_t$  is said to be  $M$ -relevant if  $\mathbb{Q}(H_t)$  carries  $M$ -information flow in  $\mathcal{G}$ . Similarly, a subset of hidden nodes  $\mathcal{H}'_t \subseteq \mathcal{H}_t$  is said to be  $M$ -relevant if  $\mathbb{Q}(\mathcal{H}'_t)$  carries  $M$ -information flow in  $\mathcal{G}$ .

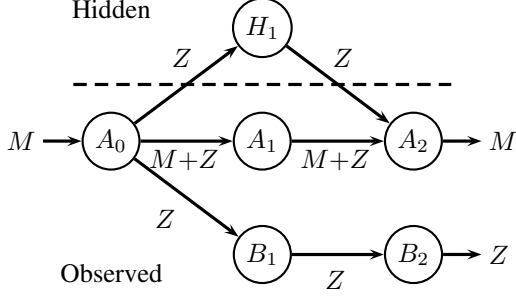
**Definition 15** ( $M$ -derived hidden node). A hidden node  $H_t$  is said to be  $M$ -derived if the Markov chain  $M - X(\tilde{\mathcal{E}}_t) - X(\mathbb{Q}(H_t))$  holds. Similarly, a subset of hidden nodes  $\mathcal{H}'_t \subseteq \mathcal{H}_t$  is said to be  $M$ -derived if the Markov chain  $M - X(\tilde{\mathcal{E}}_t) - X(\mathbb{Q}(\mathcal{H}'_t))$  holds.

**Lemma 9.** Every subset of hidden nodes that is not  $M$ -relevant is  $M$ -derived. Equivalently, if a subset of hidden nodes is not  $M$ -derived, then it is  $M$ -relevant.<sup>22</sup>

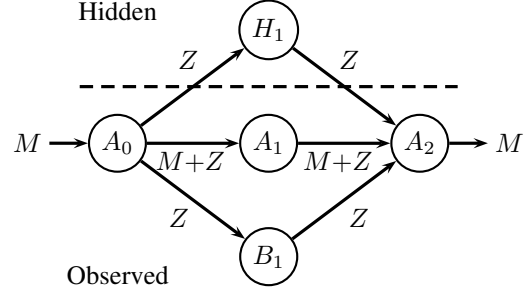
**Proposition 10.** In a computational system  $\mathcal{C}$  with hidden nodes, if the global Markov property on the observed graph,  $\tilde{\mathcal{G}}$ , fails to hold from time  $t$  to  $t + 1$ , i.e. if  $I(M; X(\tilde{\mathcal{E}}_{t+1}) | X(\tilde{\mathcal{E}}_t)) > 0$ , then the hidden nodes  $\mathcal{H}_t$  at time  $t$  are not  $M$ -derived.

Proofs of Lemma 9 and Proposition 10 are given in Appendix E. As a direct consequence of these two results,

<sup>22</sup>If this lemma appears to be somewhat strong, it is only because of the nomenclature “ $M$ -derived”. For our purposes, a hidden node whose transmissions are independent of the message is also  $M$ -derived, since it satisfies the aforementioned Markov condition.



(a) Here, although the global Markov property continues to hold, one could argue that testing the local Markov property at each node (or at various subsets of nodes) could help uncover the presence of a hidden node.



(b) In this case, the hidden node breaks neither global nor local Markov properties. Yet, it has a causal effect on the output of the system, since destroying the outgoing edge of the hidden node would change the output.

Figure 7: Examples of computational systems with an  $M$ -derived hidden node. In both of these systems, the global Markov property still holds, so the hidden node may go undetected.

if the global Markov property fails to hold on the observed nodes from time  $t$  to  $t+1$ , then  $\mathcal{H}_t$  is  $M$ -relevant. By Proposition 1, this simply means that there exists at least one  $M$ -relevant hidden node at time  $t$ .

Although Proposition 10 appears to provide a straightforward mechanism to test whether or not hidden nodes exist, it does not always work. If a hidden node’s transmissions have no  $M$ -information flow, then the node will not be detected. But in this case, it could be argued that such a hidden node does not change the estimated information paths, and so can be subsumed by one or more of the intrinsic random variables  $W(\cdot)$ . Such a hidden node is, therefore, classified by Definition 14 as *not*  $M$ -relevant.

However, to make matters worse, the converse of Proposition 10 does not hold. In particular, there may exist an  $M$ -relevant hidden node at time  $t$ , whose transmission is *ignored* by the node that received it, so that the Markov chain  $M - X(\tilde{\mathcal{G}}_t) - X(\tilde{\mathcal{G}}_{t+1})$  continues to hold (see Figure 6). Such a hidden node may *still* be considered largely innocuous.

The most serious case of a hidden node going undetected is one that contains an  $M$ -derived hidden node, whose transmission *is used* by the receiving node while performing its computation; however the hidden node’s transmission is “masked” by a redundant transmission from an observed node (see Figure 7). In this case, the global Markov condition on  $\tilde{\mathcal{G}}$  will *not* break, yet the hidden node’s transmission may be instrumental in producing a certain output distribution. In some instances, such hidden nodes can be detected by checking local Markov conditions (see Figure 7a). However, there are still cases where if we were somehow able to intervene and delete the transmission of the hidden node, then the computational system’s output may not remain the same, despite the existence of a redundant transmission from an observed node (see Figure 7b). Indeed, the presence of redundancy in such a scenario does not guarantee that the computational system will actually leverage it.

## 5.6 On Multiple Messages and the Distribution of the Message

Just as we can infer information flow and information paths for a single message, we can examine the flows of multiple messages in the same computational system. Consider a case where we wish to understand the information flows of two messages,  $M_1$  and  $M_2$ . If  $M_1 \perp\!\!\!\perp M_2$ , then we could separately identify edges and paths that have  $M_1$ -information flow and those that have  $M_2$ -information flow, by applying the theory and algorithm as-is for each message individually.

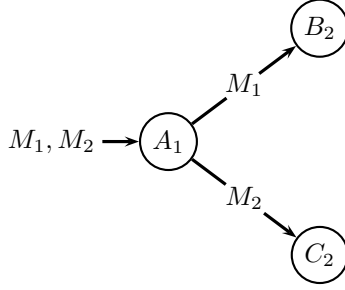


Figure 8: A simple example demonstrating the importance of having independent messages (or sub-messages) when exploring the flows of multiple messages in a computational system.

However, if the two messages are dependent on one another, one could end up confounding their information flows, depending upon how they depend on each other, and how the computational system’s transmissions carry their joint information. Consider the example given in figure 8, where  $M_1 = [M, \widetilde{M}]$  and  $M_2 = [M', \widetilde{M}]$ , where  $M, M', \widetilde{M} \sim \text{i.i.d. Ber}(1/2)$ . We will see  $M_1$ -information flow as well as  $M_2$ -information flow on both edges, since the transmission of each edge  $E$  satisfies  $I(M_i; X(E)) > 0$  for  $i \in \{1, 2\}$ .

The same is true when *dividing* a single message  $M$  into multiple sub-messages. Consider, for instance, a message  $M$  that takes values in  $\{0, 1, 2, 3\}$  uniformly, i.e., with probabilities  $\{1/4, 1/4, 1/4, 1/4\}$  respectively. Let  $M_1 = M \bmod 2$  and  $M_2 = \lfloor M/2 \rfloor$ , so that  $M_1$  and  $M_2$  respectively represent the 1’s bit and the 2’s bit in the binary representation of  $M$ . Clearly, in this case,  $M_1$  and  $M_2$  are independent of each other, so we would be able to track their respective information flows separately. On the other hand, if  $M$  took values over  $\{0, 1, 2, 3\}$  with probabilities  $\{1/2, 1/4, 1/8, 1/8\}$ , then  $M_1$  and  $M_2$  are no longer mutually independent. To see this, simply observe that when  $M_2 = 1$ ,  $M_1$ ’s distribution is uniform, but when  $M_2 = 0$ , it is not.

These examples suggest that, when trying to understand the flows of different messages in a computational system, it helps if they are independent of one another. So from the perspective of experiment design in a neuroscientific context, it is often more sensible to design stimuli so that the two messages of interest are independent of one another. Even when considering a single message that takes one of several values, it becomes important to appropriately choose a distribution over these values to ensure that any sub-messages that are of interest remain independent of one another. This would allow the experimentalist to better understand how “independent dimensions” of the stimulus are processed in the brain.

However, there are also often situations where the experimental paradigm necessitates a statistical distribution of stimuli that makes two sub-messages of interest dependent on one another. If it is still of interest to understand the individual flows of these sub-messages, then a possible solution might then be to sub-select experimental trials in such a way as to keep the two sub-messages independent of one another.

## 6 Canonical Computational Examples

In this section, we provide a few canonical examples for computational systems from various contexts. In each case, we discuss what the message  $M$  is, and identify which edges carry  $M$ -information flow. We also explain how the path recovered by the information path algorithm might be the intuitive choice in each example.

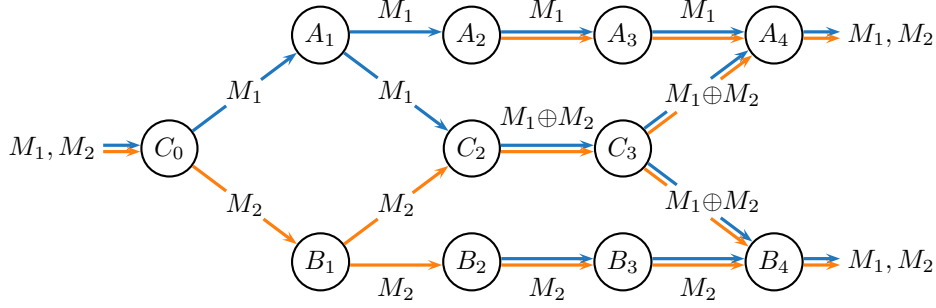


Figure 9: A depiction of the butterfly network discussed in Section 6.1. There are two messages,  $M_1$  and  $M_2$ , each with its own information flow. All edges with  $M_1$ -information flow are shown in blue and all edges with  $M_2$ -information flow are shown in orange.

## 6.1 The Butterfly Network from Network Coding

For our first example, we cover the butterfly network from network coding literature [40, Fig. 7b], reproduced here in Figure 9. We consider two different messages,  $M_1, M_2 \sim \text{i.i.d. Ber}(1/2)$ , provided as input to the system. Edges along which information about  $M_1$  flows are coloured in blue, while edges along which information about  $M_2$  flows are coloured in orange. The reader may identify these using Definition 4 and the transmission on each edge shown in Figure 9.

An important feature to observe is that when  $C_2$  mixes information by computing the XOR of  $M_1$  and  $M_2$ , we see information about  $M_1$  spontaneously beginning to flow on  $(B_2, B_3)$  and similarly, information about  $M_2$  beginning to flow on  $(A_2, A_3)$ . This is expected, since  $M_2$  is relevant for decoding  $M_1$  at this stage, and indeed, it is exactly this idea which is used to decode  $M_1$  at  $B_4$ . All of this is true, despite the fact that  $M_1 \oplus M_2$  is independent of  $M_1$  and  $M_2$  individually. This is once again, a prime example of synergy in action.

Applying the information path algorithm for the message  $M_1$  at  $A_4$  will reveal two paths: the “upper path”  $(C_0, A_1, A_2, A_3, A_4)$ , and the “middle path”  $(C_0, A_1, C_2, C_3, A_4)$ . However, applying the information path algorithm for the message  $M_2$  at  $A_4$  reveals that  $M_2$  exclusively used the “middle path”,  $(C_0, B_1, C_2, C_3, A_4)$ , to arrive at  $A_4$  from the input nodes.

## 6.2 The Fast Fourier Transform

The Fast Fourier Transform (FFT) is a well-known computational network that provides an intuitive setting for examining information flow. In general, the  $N$ -point FFT is an implementation of the  $N$ -point Discrete Fourier Transform (DFT), given by

$$\tilde{Y}_k = \sum_{i=0}^{N-1} Y_i e^{-j \frac{2\pi k}{N} i}, \quad k \in \{0, 1, \dots, N-1\}. \quad (73)$$

The DFT is a basis transformation of a discrete-time signal  $Y$ , which is usually assumed to be periodic with period  $N$ . The  $N$ -point DFT represents such a signal in the complex-exponential Fourier basis, yielding the Fourier coefficients  $\tilde{Y}$ . We consider a simple 4-point DFT, i.e.  $N = 4$ . The FFT implements this transform using the computational system shown in Figure 10. We refer the reader to [41, Ch. 9] for details. For notational convenience, we have set  $\omega = e^{-j \frac{2\pi}{N}} = e^{-j \frac{2\pi}{4}}$ .

We use this example to demonstrate how the definition of the message is important in determining information flow. First, suppose the message is one of two signals:  $Y = [0, 0, 0, 0]$ , or  $Y = [1, 0, 1, 0]$ . This can be written as  $M \in \{0, 1\}$  and  $Y_i = M(\delta_i + \delta_{i-2})$ , where  $\delta_i = \mathbb{I}\{i = 0\}$  is the Kronecker Delta function, and we

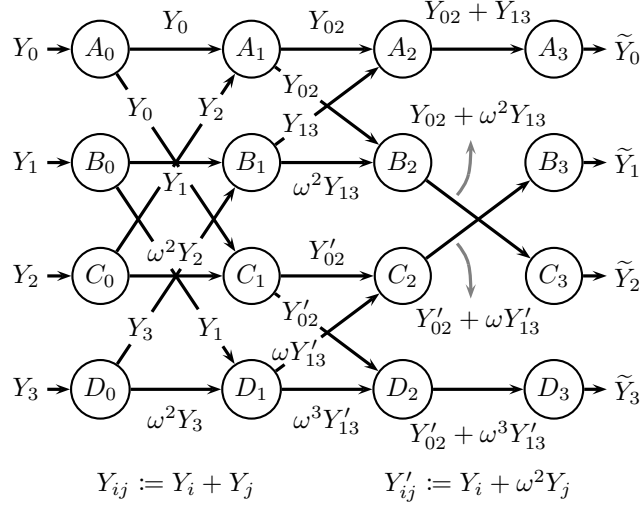


Figure 10: The computational system of the 4-point Fast Fourier Transform. For brevity, we have set  $\omega := e^{-j\frac{2\pi}{4}}$ .

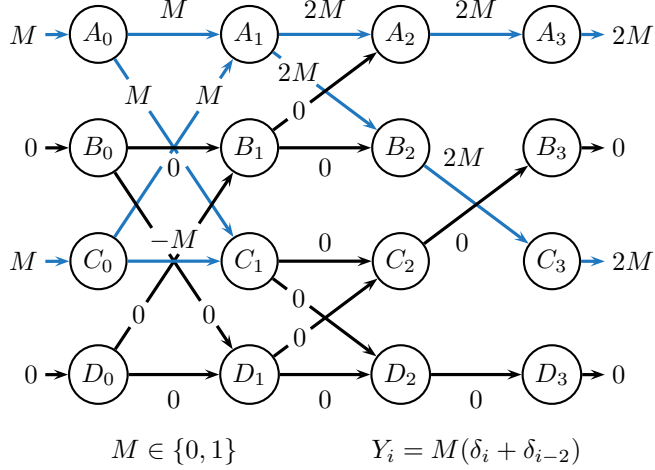


Figure 11: An example of information flow in the 4-point FFT, when the message determines which of two signals is supplied to the system:  $Y = [0, 0, 0, 0]$  or  $Y = [1, 0, 1, 0]$ .

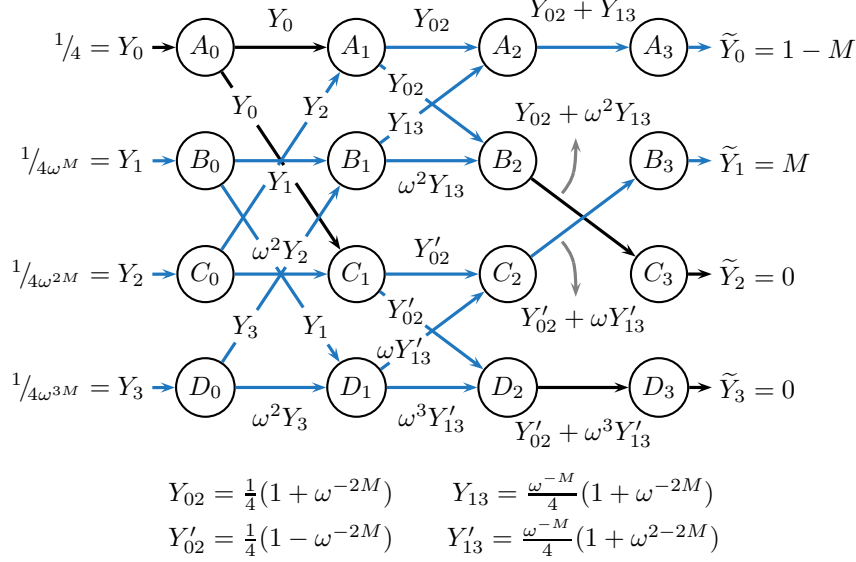


Figure 12: Another example of information flow in the 4-point FFT, when the message determines which of two signals is supplied to the system:  $Y = [1, 1, 1, 1]$  or  $Y = [1, 1/\omega, 1/\omega^2, 1/\omega^3]$ .

assume  $M \sim \text{Ber}(1/2)$ . The full computational system, along with the random variables computed on all edges, is shown in Figure 11. The edges that have  $M$ -information flow are highlighted in blue. Since  $M$  is encoded into the *even* part of  $Y$  (observe that  $Y_i = Y_{-i} \forall M$ ), we notice that only the “even component” of the FFT system (corresponding to the 2-point FFT on the even indices of  $Y$ ) is active [41, Sec. 9.3]. Furthermore, only  $\tilde{Y}_0$ , the DC component, and  $\tilde{Y}_2$ , the first harmonic, show variation with  $M$  at the output, as we would expect based on the two input signals.

As a second example, consider the case shown in Figure 12. Here, the message is again one of two signals:  $Y = [1, 1, 1, 1]$ , or  $Y = [1, 1/\omega, 1/\omega^2, 1/\omega^3]$ . These signals can be jointly expressed in terms of the binary message random variable  $M \sim \text{Ber}(1/2)$  as  $Y_i = 1/\omega^{iM}$ . The two signals are flat in their magnitude spectra and differ only in their phase, creating  $\delta$ -functions in the Fourier domain that are frequency-shifted with respect to one another:  $\tilde{Y}_k = \delta_{k-M}$ . Once again, the edges in the network that carry  $M$ -information flow are demarcated in blue. A detailed derivation of the values of the transmissions in the computational system can be found in Appendix F.1.

These two examples make it clear that, based on how the message is defined, the  $M$ -information paths in the system can be very different. Indeed, if the message were as general as possible, by placing a probability distribution over all possible values of  $Y$  in  $\mathbb{R}^4$ , we know that *all* edges in the computational system would have  $M$ -information flow. However, selectively restricting  $M$  to just a few signals helps reveal some kind of structure within the FFT network.

Another feature that can be observed in these examples is how the output of the computational system can be a function of the message. Although only very simple functions of the message have been shown at the outputs here, the FFT demonstrates that, in principle, more complex functions of the message may also be generated.

### 6.3 The Schalkwijk and Kailath Scheme

The Schalkwijk and Kailath feedback communication strategy [64] has been previously used as a counterexample, to demonstrate that comparing Granger Causal influences on the feedforward and feedback links



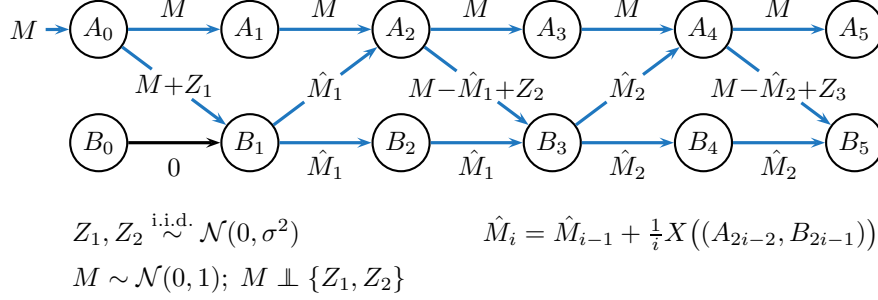


Figure 13: A computational system describing the first few iterations of the Schalkwijk and Kailath scheme. Almost every edge shown here has  $M$ -information flow. However, the using the concept of derived information we are able to distinguish the transmitter from the receiver in this system.

of a computational system may not yield correct inferences on the direction of information flow [31]. Here, we show that the concept of Derived Information can be used to rectify this issue, and distinguish the transmitter from the receiver in such a system.

Consider the system depicted in Figure 13, which shows two feedforward and feedback iterations of the Schalkwijk and Kailath scheme. To briefly explain the strategy: Alice is attempting to communicate a message  $M$  to Bob over an additive Gaussian channel, but in the presence of noiseless feedback. Bob starts with an estimate of the message being 0, and Alice attempts to communicate the error in Bob's most recent estimate. Bob then updates his estimate based on Alice's transmissions, and tells Alice his estimate via the noiseless feedback link. This continues until convergence.

It should be obvious that all edges in this example carry  $M$ -information flow, except for those that transmit a 0. Most other tools used for inferring information flow, based on either Granger Causality or Directed Information, will arrive at a similar conclusion. However, we can now check whether Bob's transmissions are *derived* from Alice's, or vice versa. Observe that the Markov chain  $M - [M + Z_1, M - \hat{M}_1 + Z_2] - \hat{M}_2$  holds:

$$\begin{aligned}
 \hat{M}_2 &= \hat{M}_1 + \frac{1}{2}(M - \hat{M}_1 + Z_2) \\
 &= M + Z_1 + \frac{1}{2}(M - \hat{M}_1 + Z_2),
 \end{aligned} \tag{74}$$

which implies

$$I(M; \hat{M}_2 | M + Z_1, M - \hat{M}_1 + Z_2) = 0. \tag{75}$$

However  $M - [\hat{M}_1, \hat{M}_2] - (M - \hat{M}_2 + Z_3)$  is not a valid Markov chain:

$$I(M; M - \hat{M}_2 + Z_3 | \hat{M}_1, \hat{M}_2) = \frac{1}{2} \log\left(\frac{3 + \sigma^2}{2 + \sigma^2}\right) > 0. \tag{76}$$

See Appendix F.2 for a detailed derivation. Hence, we see that Bob's transmissions are derived  $M$ -information of all of Alice's past transmissions, however, Alice's transmissions are *not* derived  $M$ -information of all of Bob's past transmissions. This suggests that Alice has some information about the message  $M$  that Bob slowly receives from Alice.

This example shows how derived information can be used to understand some finer computational structure present within the computational system.

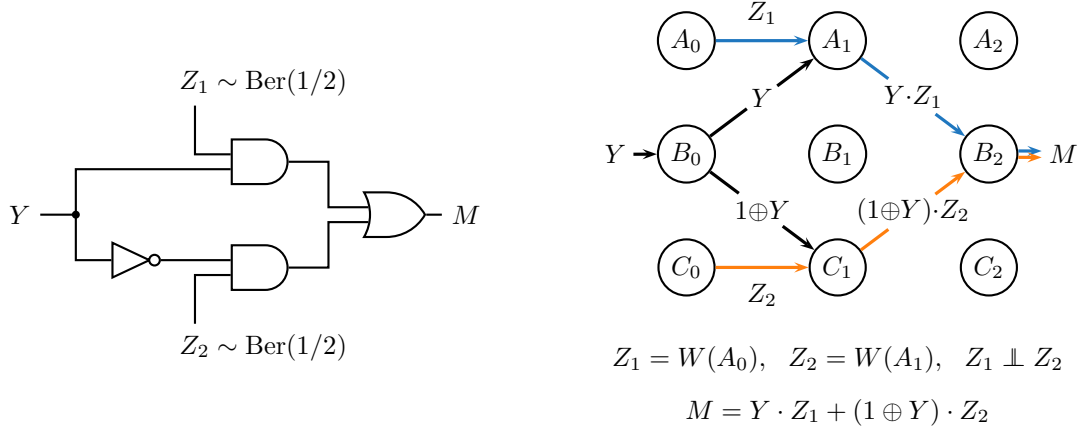


Figure 14: A boolean circuit demonstrating a message defined at the output of the computational system. Note that “ $\oplus$ ” refers to XOR, while “ $+$ ” refers to OR. We see that information paths may lead from an internal node, that generates an intrinsic random variable, to the output node. Furthermore, this path may change with the “external parameters” of the system.

## 6.4 A Message Defined at the Output of a System

We now describe an example where the message is defined at the *output* of a computational system, instead of at the input. Although Definition 3c defines the message to be a random variable available at the input nodes, it is also possible to define the message at the output of the computational system. In this scenario, the input nodes are no longer well-defined as per Definition 3c. Instead, we would define *output nodes* in the same manner, and then, in Theorem 5, we would define input nodes as nodes whose *incoming* transmissions depend on the message.

Consider the computational system shown in Figure 14. The system on the right executes the function depicted by the boolean circuit shown on the left.  $Y \in \{0, 1\}$  is an external parameter, which is taken to be a fixed constant. When  $Y = 1$ , the AND gate at the top is activated while the AND gate at the bottom is deactivated, so the message depends only on  $Z_1$ . In this case, only the edges shown in blue have  $M$ -information flow. On the other hand, when  $Y = 0$ , the opposite happens, and the message  $M$  depends only on  $Z_2$ . Now, only edges shown in orange have  $M$ -information flow. If  $Y$  was not a deterministic external parameter, but a random variable itself, then all edges shown in the figure would have  $M$ -information flow, since  $M$  would depend on all their values.

So we see that when the message is defined at the output, the “origin” of the message may be from within the computation system itself, in the form of one or more intrinsically generated random variables: here, either  $Z_1 = W(A_0)$  or  $Z_2 = W(C_0)$ . The notion of information flow and information paths can thus help us identify where the message originates within the computational system.

Furthermore, just as information paths can change depending upon how the message is defined (as in Section 6.2), information paths may also change depending on external parameters: inputs such as  $Y$  that are fed into the computational system, which are not part of the message. These inputs essentially shape the nature of the computation being performed, and so naturally, they can affect information paths.

## 7 Conclusion and Discussion

This paper presented a theoretical framework for defining and studying information flow in a computational system. Two of our key contributions were the presentation of definition and estimation of information flow as separate concepts, and the definition of an underlying computational system model that enables the

interpretation of statistical analyses. After providing a clearly-defined model for a computational system, we presented several candidate definitions of information flow and showed that our definition, which is based on positivity of a conditional mutual information expression, satisfies several intuitive properties, whereas other candidate definitions do not. We then examined these properties in detail and showed, in particular, that our definition naturally leads to the existence of “information paths”. We also discussed how information flow can be inferred through conditional independence testing, and provided an algorithm for recovering the information paths in a given system. Finally, we studied some canonical examples of computational systems from different contexts, and showed that our definition of information flow is intuitive in each case.

We proceed to discuss several important assumptions and simplifications in our model. We also discuss existing literature related to causal influence estimation in neuroscience, and how our computational system model leads to a significantly different measure of information flow. Similarly, we discuss how our framework is very different from the field of Probabilistic Graphical Models.

## 7.1 Neuroscientific Concerns

The observation model stated in Section 5.1 makes a crucial assumption, namely, that transmissions on each *edge* can be observed. In neuroscientific experiments, however, we often record activity from single neurons (as in the case of electrophysiological recordings), or aggregate activity from groups of neurons (as with Local Field Potentials measured in Electrocorticography and Electroencephalography). These neurons, or groups of neurons, are considered to be nodes communicating to one another in a network. It may not be known which nodes are connected to which other nodes, let alone the recipient of each transmission at every time instant. This is a marked departure from our assumption that transmissions on edges can be observed. To some extent, it is possible to incorporate a “node-centric” model within our computational system by assuming that all nodes broadcast their transmissions. However, that still leaves unanswered the question of which nodes actually “hear” another’s transmissions. A possible resolution to that question might arise from an understanding of *receiver response*. That is, we consider a revised model in which an edge exists if a receiving neuron *uses* the information transmitted by some neuron at the previous time instant. This issue is beyond the scope of the current work, and will be addressed in subsequent studies.

Another important assumption in the observation model is that *memories* of nodes are observed as transmissions on self-edges. If these transmissions are implemented in the form of some internal state at each node, then they might be difficult to observe in practice.<sup>23</sup> It remains to be fully understood whether one can compensate for not observing memories in some manner, e.g., by assuming that the memory of a node is the full history of its transmissions and receptions. While this means that intrinsically generated random variables that are *not* propagated to other nodes will never be observed, it could be argued that such variables could have no impact on the system (save for acting as “computational noise”). So perhaps it suffices to observe only transmissions between *different* nodes (and not self-edges). Further work is required to understand what ramifications such an assumption has on identifying information flows and information paths.

Conversely, our work may suggest to neuroscientists that inferences about information flow are more reliably obtained if one can measure transmissions on edges in the graph, rather than transmissions of nodes. This may call for newer imaging modalities, or new uses of existing modalities, such as treating axons as targets for invasive recordings, perhaps at nodes of Ranvier. Further, perhaps if one wishes to observe memories, it is important to measure not only spikes, but also membrane voltages (e.g. using voltage-sensitive dyes [65] or, less directly, through measurements of changes in neurotransmitter concentrations outside a cell [66]).

---

<sup>23</sup>If every node represents a *group* of neurons, however it may just be that their internal state is represented in the form of *communication between these neurons*. In that case, perhaps observing their internal state is just a matter of having more spatially refined measurements.

Yet another implicit assumption in our computational system model is that transmissions occur at discrete points in time. This assumption is justified for synchronous digital circuits used commonly today, or if the computational system of interest is a trained artificial neural network, for instance. However, this is not a perfect model of the brain, because neural spiking (among other processes), does not occur only at multiples of some fundamental unit of time. This issue might be partially mitigated by assuming that neural computation happens at a certain time scale, and by using a sufficiently high sampling rate so that Nyquist-rate-type arguments apply. This may not be possible in certain modalities (e.g. Calcium imaging and functional Magnetic Resonance Imaging) that are inherently slow, however, so it would be interesting to understand what inferences we are no longer capable of making.

An important aspect of our work is that it explicitly incorporates the message, which in neuroscientific experiments is often some information contained in the stimulus. This aids the neuroscientist in designing experiments, for example, in understanding what stimuli will help them make a certain inference about information flow. In particular, one needs to use at least two different stimuli in order to obtain any determination about information flow. While this is implicitly understood in neuroscience, as evidenced by comparisons with baselines, or by the use of permutation tests to scramble stimulus-trial correlations for a null model, our framework provides a more direct method for estimating information flow about a stimulus.

## 7.2 The Difficulty of Estimation

A strategy for estimating information flow was presented in Section 5.2. In practice, however, there are several issues associated with employing such a strategy. These are discussed below.

Firstly, we currently assume that observations are noiseless. It is unclear to exactly what extent noisy observations will impact the inference of information flow. In particular, it is worth understanding whether it is possible to derive results showing that for sufficiently large “information volumes”, small amounts of observation noise can be tolerated, since the presence of information flow can still be detected consistently. But small volumes of information that aggregate over time—e.g. information “trickling” over time from one node to another—could still pose issues. Such information flow could go undetected, or worse, appear to be flowing in the opposite direction (i.e., from the receiver to the transmitter), as has been shown to occur in a different context [28, 31], using different measures of flow. It is possible that Derived Information, in particular, is hard to infer in the presence of noise. This could make the task of detecting the presence of a hidden node difficult (consider the case of a “trickling” hidden node), as well as that of estimating redundant links.

Secondly, detecting whether each edge at time  $t$  has positive information flow involves checking all subsets of edges  $\mathcal{E}_t$ . For  $N$  nodes and  $N^2$  edges, this implies  $2^{N^2}$  subsets of edges that need to be searched. This could be seen as being prohibitively difficult for  $N^2 \geq 30$ , or for  $N$  greater than about 5 or 6 nodes. However, in reality, graphs are often known to be edge-sparse. For example, in the brain, a well-established 11-node network is the reward network [67]. Most nodes in this network typically have just one incoming and one outgoing connection. The two most important nodes have five incoming edges each, with two and four outgoing edges respectively. Further, it is known which connections are inhibitory and which are excitatory, which could further help with estimating these quantities. A fully connected network would have had 121 edges, but the underlying connectivity of the circuit only allows for a total of 17 edges in this network. So in reality, anatomical priors help reduce the number of edges to well within the range of what is computable. Nevertheless, it remains of interest to find methods by which nodes and/or edges can be excluded from the search, and this could be another topic for further research.

### 7.3 The Limitations of Granger Causality and Related Tools

Mapping directed functional connectivity and information flow in the brain has been a hot topic for several years, as evidenced by the large body of work in this direction [9, 10]. Approaches for statistically mapping functional connectivity often rely on variations of Granger Causality [12] and, more recently, Directed Information [14–16], which we here collectively dub “Granger Causality-based tools”. These approaches lack a systematic framework that clearly lays down assumptions, however, and the interpretations drawn from their use have often been questioned [19, 21, 22, 28–31].

In particular, a crucial difference between our approach and that of Granger Causality-based tools is that the latter do not have an explicit description of the message. Instead, they provide mechanisms to condense a pair of time series into a single statistic. The statistic then needs to be independently tested for stimulus-dependence, through permutation tests [2, 32]. Even after performing such tests, there are no concrete models that can be used to interpret what the results mean for flow of *information* about the stimulus. Furthermore, if one is interested in the information flow of multiple messages, Granger Causality-based tools do not provide an immediate solution. This is why a tool that ties information flow directly with a message is of great interest to practitioners.

The absence of a systematic framework with well-defined assumptions inherently makes it very hard to draw sound inferences through the application of Granger Causality-based tools. A striking example of this is a recent result of ours that shows that Granger Causality-based methods can recover incorrect directions of information flow in the presence of feedback links [31], even in the absence of hidden nodes and measurement noise. The time-unrolled graph framework presented here has been specifically designed to address this issue, and present a clear understanding of information flow, even in the presence of feedback. The example given in Section 6.3 demonstrates a potential resolution to this issue.

Granger Causality was originally developed for the study of time-series that occur only once, such as in economics. An artifact of this development is that Granger Causality-based tools were not designed to incorporate multiple trials of the same process. Instead, they assume stationarity to help estimate parameters of the random variables that control the process. In a neuroscientific context, stationarity is often a very poor assumption, since the segment of time-series data corresponding to each trial can often be short, and usually sees some kind stimulus presentation. Naturally, presentation of the stimulus changes the underlying parameters of the time-series and destroys stationarity; indeed, this is the quintessential aspect of the experiment.

Lastly, it is unclear whether the directional influences estimated using Granger Causality-based tools have any correspondence with the rigorous notion of information flow we have derived here, under special assumptions, e.g., Gaussianity. This is a promising future direction as well, since it is important to understand in which situations these methods recover meaningful flows of information, and in which cases we must be careful with interpretation.

### 7.4 Probabilistic Graphical Models and Pearl’s Causality

There is one important difference that distinguishes our work from the perspective adopted in the field of probabilistic graphical models (PGMs) [68], and the representations therein. In our framework, nodes represent computational units, whereas in PGMs, nodes represent the random variables themselves, and edges capture the conditional independence relationships between these variables. While it might be possible to construct a PGM that is equivalent to our computational model, this would likely eliminate any intuitive structure captured by the computational graph.

It remains to be understood whether and how Pearl’s notions of causality [27] can be seamlessly merged with

the understanding of information flow developed here. We expect that some formal application of causality will be needed in going from an edge-centric model (as presented here) to a more node-centric one (discussed in Section 7.1), in order to identify which transmissions influenced a given node’s output.

There are several works in the literature that discuss measures of information flow in probabilistic graphical models [69, 70], but they are heavily inspired by causality and largely center around an interventionist approach. In contrast, our definition of information flow is based on a computational system model that translates more readily to neuroscience, and we assume that the experimentalist is restricted to making observations.

## 7.5 On the Quantification of Information Flow

A natural question that arises from this paper is: how can our definition of information flow on an edge be extended to a more generic information *measure*, which also quantifies the volume of flow? Finding such a measure will involve aggregating the conditional mutual information for each subset of edges into a single value. It is as yet unclear how this might be achieved, while still gelling well with our intuition of what this information flow volume ought to be. We believe that the right approach is to start by designating a set of properties that we would like information flow volumes to satisfy, and then to propose a measure through the use of representative examples and counterexamples.

As discussed in Section 3.5, it is very likely that the concept of Partial Information Decomposition (PID) [44–46] will be able to play an important role in the characterization of this information flow volume. Providing a useful definition of information volume based on current definitions of unique, redundant and synergistic information, and asking whether the problem of information flow can inform the PID literature, will also be the subject of future research.

## Acknowledgments

The authors have many people to thank for extremely useful discussions. A non-exhaustive list follows: Mayank Bakshi, Marlene Behrmann, Todd Coleman, Uday Jagadisan, Haewon Jeong, Rob Kass, Gabe Schamburg, Tsachy Weissman.

Praveen Venkatesh was supported, in part, by a Fellowship in Digital Health from the Center for Machine Learning and Health at Carnegie Mellon University. Pulkit Grover was supported, in part, by an NSF CAREER Award.

## References

- [1] Jorge Almeida, Anat R. Fintzi, and Bradford Z. Mahon. Tool manipulation knowledge is retrieved by way of the ventral visual object processing pathway. *Cortex*, 49(9):2334–2344, 2013.
- [2] Andrea Brovelli, Mingzhou Ding, Anders Ledberg, Yonghong Chen, Richard Nakamura, and Steven L. Bressler. Beta oscillations in a large-scale sensorimotor cortical network: Directional influences revealed by Granger causality. *Proceedings of the National Academy of Sciences*, 101(26):9849–9854, 2004.
- [3] M. Bar, K. S. Kassam, A. S. Ghuman, J. Boshyan, A. M. Schmid, A. M. Dale, M. S. Hämäläinen, K. Marinkovic, D. L. Schacter, B. R. Rosen, and E. Halgren. Top-down facilitation of visual recognition. *Proceedings of the National Academy of Sciences*, 103(2):449–454, 2006.

- [4] Adam S. Greenberg, Timothy Verstynen, Yu-Chin Chiu, Steven Yantis, Walter Schneider, and Marlene Behrmann. Visuotopic cortical connectivity underlying attention revealed with white-matter tractography. *Journal of Neuroscience*, 32(8):2773–2782, 2012.
- [5] Constance Hammond, Hagai Bergman, and Peter Brown. Pathological synchronization in Parkinson’s disease: networks, models and treatments. *Trends in neurosciences*, 30(7):357–364, 2007.
- [6] Elodie Lalo, Stéphane Thobois, Andrew Sharott, Gustavo Polo, Patrick Mertens, Alek Pogosyan, and Peter Brown. Patterns of bidirectional communication between cortex and basal ganglia during movement in patients with Parkinson disease. *Journal of Neuroscience*, 28(12):3008–3016, 2008.
- [7] Y Smith, MD Bevan, E Shink, and JP Bolam. Microcircuitry of the direct and indirect pathways of the basal ganglia. *Neuroscience*, 86(2):353–387, 1998.
- [8] Anthony A Grace. Gating of information flow within the limbic system and the pathophysiology of schizophrenia. *Brain Research Reviews*, 31(2-3):330–341, 2000.
- [9] Karl J Friston. Functional and effective connectivity: a review. *Brain connectivity*, 1(1):13–36, 2011.
- [10] André M Bastos and Jan-Mathijs Schoffelen. A tutorial review of functional connectivity analysis methods and their interpretational pitfalls. *Frontiers in systems neuroscience*, 9:175, 2016.
- [11] Clive W J Granger. Investigating causal relations by econometric models and cross-spectral methods. *Econometrica: Journal of the Econometric Society*, pages 424–438, 1969.
- [12] Steven L. Bressler and Anil K. Seth. Wiener–Granger causality: A well established methodology. *NeuroImage*, 58(2):323–329, 2011.
- [13] James Massey. Causality, feedback and directed information. In *Proceedings of the International Symposium on Information Theory and its Applications (ISITA)*, pages 303–305, 1990.
- [14] Christopher J. Quinn, Todd P. Coleman, Negar Kiyavash, and Nicholas G. Hatsopoulos. Estimating the directed information to infer causal relationships in ensemble neural spike train recordings. *Journal of Computational Neuroscience*, 30(1):17–44, Feb 2011.
- [15] C. J. Quinn, N. Kiyavash, and T. P. Coleman. Directed information graphs. *IEEE Transactions on Information Theory*, 61(12):6887–6909, Dec 2015.
- [16] J. Jiao, H. H. Permuter, L. Zhao, Y. Kim, and T. Weissman. Universal estimation of directed information. *IEEE Transactions on Information Theory*, 59(10):6220–6242, Oct 2013.
- [17] Thomas Schreiber. Measuring information transfer. *Physical Review Letters*, 85:461–464, Jul 2000.
- [18] Luiz A. Baccalá and Koichi Sameshima. Partial directed coherence: a new concept in neural structure determination. *Biological Cybernetics*, 84(6):463–474, May 2001.
- [19] Olivier David, Isabelle Guillemain, Sandrine Saillet, Sebastien Reyt, Colin Deransart, Christoph Segebarth, and Antoine Depaulis. Identifying neural drivers with functional MRI: an electrophysiological validation. *PLoS biology*, 6(12):e315, 2008.
- [20] Alard Roebroeck, Elia Formisano, and Rainer Goebel. The identification of interacting networks in the brain using fMRI: model selection, causality and deconvolution. *Neuroimage*, 58(2):296–302, 2011.
- [21] Olivier David. fMRI connectivity, meaning and empiricism. comments on: Roebroeck et al. The identification of interacting networks in the brain using fMRI: model selection, causality and deconvolution. *Neuroimage*, 58(2):306–309, 2011.

- [22] Patrick A. Stokes and Patrick L. Purdon. A study of problems encountered in Granger causality analysis from a neuroscience perspective. *Proceedings of the National Academy of Sciences*, 114(34):E7063–E7072, 2017.
- [23] Lionel Barnett, Adam B. Barrett, and Anil K. Seth. Solved problems for Granger causality in neuroscience: A response to Stokes and Purdon. *NeuroImage*, 178:744–748, 2018.
- [24] Luca Faes, Sebastiano Stramaglia, and Daniele Marinazzo. On the interpretability and computational reliability of frequency-domain Granger causality. *F1000Research*, Sep 2017.
- [25] Patrick A Stokes and Patrick L Purdon. In reply to Faes et al. and Barnett et al. regarding “a study of problems encountered in granger causality analysis from a neuroscience perspective”. *arXiv:1709.10248 [stat.ME]*, 2017.
- [26] Patrick A. Stokes and Patrick L. Purdon. Correction for Stokes and Purdon, a study of problems encountered in Granger causality analysis from a neuroscience perspective. *Proceedings of the National Academy of Sciences*, 2018.
- [27] Judea Pearl. *Causality: Models, Reasoning and Inference*. Cambridge University Press, 2009.
- [28] Jonas Andersson. Testing for Granger causality in the presence of measurement errors. *Economics Bulletin*, 2005.
- [29] Hariharan Nalatore, Mingzhou Ding, and Govindan Rangarajan. Mitigating the effects of measurement noise on Granger causality. *Physical Review E*, 75(3):031123, Mar 2007.
- [30] Mingming Gong, Kun Zhang, Bernhard Schölkopf, Dacheng Tao, and Philipp Geiger. Discovering temporal causal relations from subsampled data. In *Proceedings of The 32nd International Conference on Machine Learning*, volume 37 of *Proceedings of Machine Learning Research*, pages 1898–1906. PMLR, Jul 2015.
- [31] Praveen Venkatesh and Pulkit Grover. Is the direction of greater Granger causal influence the same as the direction of information flow? In *53rd Annual Allerton Conference on Communication, Control, and Computing (Allerton)*, pages 672–679, Sept 2015.
- [32] Maciej Kamiński, Mingzhou Ding, Wilson A. Truccolo, and Steven L. Bressler. Evaluating causal relations in neural systems: Granger causality, directed transfer function and statistical assessment of significance. *Biological Cybernetics*, 85(2):145–157, Aug 2001.
- [33] Claude Elwood Shannon. A mathematical theory of communication. *The Bell System Technical Journal*, 27(3):379–423, July 1948.
- [34] Eric Jonas and Konrad Paul Kording. Could a neuroscientist understand a microprocessor? *PLoS computational biology*, 13(1):e1005268, 2017.
- [35] Yuri Lazebnik. Can a biologist fix a radio?—Or, what I learned while studying apoptosis. *Cancer cell*, 2(3):179–182, 2002.
- [36] Pulkit Grover and Praveen Venkatesh. An information-theoretic view of EEG sensing. *Proceedings of the IEEE*, 105(2):367–384, Feb 2017.
- [37] P. Grover, J. A. Weldon, S. K. Kelly, P. Venkatesh, and H. Jeong. An information theoretic technique for harnessing attenuation of high spatial frequencies to design ultra-high-density EEG. In *2015 53rd Annual Allerton Conference on Communication, Control, and Computing (Allerton)*, pages 901–908, Sept 2015.



- [38] Praveen Venkatesh and Pulkit Grover. Lower bounds on the minimax risk for the source localization problem. In *2017 IEEE International Symposium on Information Theory (ISIT)*, pages 3080–3084, June 2017.
- [39] Clark David Thompson. *A Complexity Theory for VLSI*. PhD thesis, Carnegie Mellon University, Pittsburgh, PA, USA, 1980. AAI8100621.
- [40] R. Ahlswede, Ning Cai, S. Y. R. Li, and R. W. Yeung. Network information flow. *IEEE Transactions on Information Theory*, 46(4):1204–1216, July 2000.
- [41] Alan V. Oppenheim, John R. Buck, and Ronald W. Schaffer. *Discrete-time signal processing*. Prentice Hall, Upper Saddle River, N.J., 2nd ed. edition, 1999.
- [42] Yury Polyanskiy and Yihong Wu. Lecture notes on information theory, August 2017.
- [43] Claude Elwood Shannon. Communication theory of secrecy systems. *Bell system technical journal*, 28(4):656–715, 1949.
- [44] Paul L Williams and Randall D Beer. Nonnegative decomposition of multivariate information. *arXiv:1004.2515 [cs.IT]*, 2010.
- [45] Malte Harder, Christoph Salge, and Daniel Polani. Bivariate measure of redundant information. *Phys. Rev. E*, 87:012130, Jan 2013.
- [46] Nils Bertschinger, Johannes Rauh, Eckehard Olbrich, Jürgen Jost, and Nihat Ay. Quantifying unique information. *Entropy*, 16(4):2161–2183, 2014.
- [47] Joseph T Lizier, Nils Bertschinger, Jürgen Jost, and Michael Wibral. Information decomposition of target effects from multi-source interactions: Perspectives on previous, current and future work. *Entropy*, 20(4):307, 2018.
- [48] Elad Schneidman, William Bialek, and Michael J Berry. Synergy, redundancy, and independence in population codes. *Journal of Neuroscience*, 23(37):11539–11553, 2003.
- [49] Peter E Latham and Sheila Nirenberg. Synergy, redundancy, and independence in population codes, revisited. *Journal of Neuroscience*, 25(21):5195–5206, 2005.
- [50] Nicholas M Timme and Christopher Lapish. A tutorial for information theory in neuroscience. *eNeuro*, 5(3), 2018.
- [51] Itay Gat and Naftali Tishby. Synergy and redundancy among brain cells of behaving monkeys. In *Advances in neural information processing systems*, pages 111–117, 1999.
- [52] Thomas M Cover and Joy A Thomas. *Elements of Information Theory*. John Wiley & Sons, 2012.
- [53] Thomas H. Cormen, Charles E. Leiserson, Ronald L. Rivest, and Clifford Stein. *Introduction to Algorithms*. The MIT Press, 3rd edition, 2009.
- [54] W. P. Bergsma. Testing conditional independence for continuous random variables. *EURANDOM report*, (049), 2004.
- [55] Kun Zhang, Jonas Peters, Dominik Janzing, and Bernhard Schölkopf. Kernel-based conditional independence test and application in causal discovery. In *Proceedings of the Twenty-Seventh Conference on Uncertainty in Artificial Intelligence*, UAI’11, pages 804–813, Arlington, Virginia, United States, 2011. AUAI Press.

- [56] Tzee-Ming Huang et al. Testing conditional independence using maximal nonlinear conditional correlation. *The Annals of Statistics*, 38(4):2047–2091, 2010.
- [57] Liangjun Su and Halbert White. A consistent characteristic function-based test for conditional independence. *Journal of Econometrics*, 141(2):807–834, 2007.
- [58] Meng Huang, Yixiao Sun, and Halbert White. A flexible nonparametric test for conditional independence. *Econometric Theory*, 32(6):1434–1482, 2016.
- [59] Rajen D. Shah and Jonas Peters. The hardness of conditional independence testing and the generalised covariance measure. *arXiv*, Apr 2018.
- [60] Liam Paninski. Estimation of entropy and mutual information. *Neural computation*, 15(6):1191–1253, 2003.
- [61] Weihao Gao, Sreeram Kannan, Sewoong Oh, and Pramod Viswanath. Estimating mutual information for discrete-continuous mixtures. In *Advances in Neural Information Processing Systems*, pages 5986–5997, 2017.
- [62] Jean-Philippe Lachaux, Eugenio Rodriguez, Jacques Martinerie, and Francisco J Varela. Measuring phase synchrony in brain signals. *Human brain mapping*, 8(4):194–208, 1999.
- [63] Francisco Varela, Jean-Philippe Lachaux, Eugenio Rodriguez, and Jacques Martinerie. The brainweb: phase synchronization and large-scale integration. *Nature reviews neuroscience*, 2(4):229, 2001.
- [64] J Schalkwijk and Thomas Kailath. A coding scheme for additive noise channels with feedback–I: No bandwidth constraint. *Information Theory, IEEE Transactions on*, 12(2):172–182, 1966.
- [65] Amiram Grinvald and Rina Hildesheim. VSDI: a new era in functional imaging of cortical dynamics. *Nature Reviews Neuroscience*, 5(11):874, 2004.
- [66] Christopher J. Watson, B. Jill Venton, and Robert T. Kennedy. In vivo measurements of neurotransmitters by microdialysis sampling. *Analytical Chemistry*, 78(5):1391–1399, Mar 2006.
- [67] Scott J Russo and Eric J Nestler. The brain reward circuitry in mood disorders. *Nature Reviews Neuroscience*, 14(9):609, 2013.
- [68] Daphne Koller, Nir Friedman, and Francis Bach. *Probabilistic graphical models: principles and techniques*. MIT press, 2009.
- [69] Nihat Ay and Daniel Polani. Information flows in causal networks. *Advances in Complex Systems*, 11(01):17–41, 2008.
- [70] Dominik Janzing, David Balduzzi, Moritz Grosse-Wentrup, and Bernhard Schölkopf. Quantifying causal influences. *Ann. Statist.*, 41(5):2324–2358, 10 2013.

## A Proof of Proposition 1

*Proof of Proposition 1.* ( $\Rightarrow$ ) Suppose there exists some  $E'_t \in \mathcal{E}'_t$  that has  $M$ -information flow. That is,

$$\exists \mathcal{E}''_t \subseteq \mathcal{E}_t \setminus \{E'_t\} \quad \text{s.t.} \quad I(M; X(E'_t) \mid X(\mathcal{E}''_t)) > 0. \quad (77)$$

Then,

$$I(M; X(\mathcal{E}'_t) \mid X(\mathcal{E}''_t)) = I(M; X(E'_t) \mid X(\mathcal{E}''_t)) + I(M; X(\mathcal{E}'_t \setminus \{E'_t\}) \mid X(\mathcal{E}''_t), X(E'_t)) \quad (78)$$

$$\stackrel{(a)}{\geq} I(M; X(E'_t) \mid X(\mathcal{E}''_t)) \stackrel{(b)}{>} 0 \quad (79)$$

where (a) follows from the non-negativity of conditional mutual information and (b) from (77). Taking  $\mathcal{R}'_t := \mathcal{E}''_t$  in Definition 5, we see that set  $\mathcal{E}'_t$  has  $M$ -information flow.

( $\Leftarrow$ ) Next, suppose that the set  $\mathcal{E}'_t$  has  $M$ -information flow, as per Definition 5. That is, there exists a set  $\mathcal{R}'_t \subseteq \mathcal{E}_t$  such that

$$I(M; X(\mathcal{E}'_t) \mid X(\mathcal{R}'_t)) > 0. \quad (80)$$

Also, let  $\{E_t^{(1)}, E_t^{(2)}, \dots, E_t^{(K)}\}$  be any ordering of the nodes in  $\mathcal{E}'_t$  (where  $K = |\mathcal{E}'_t|$ ). Then by the chain rule of mutual information,

$$0 < I(M; X(\mathcal{E}'_t) \mid X(\mathcal{R}'_t)) \quad (81)$$

$$= \sum_{k=1}^K I\left(M; X(E_t^{(k)}) \mid X(\mathcal{R}'_t), X\left(\bigcup_{j=1}^{k-1} \{E_t^{(j)}\}\right)\right). \quad (82)$$

By the non-negativity of conditional mutual information, at least one of the terms in the summation must be strictly positive. Let the index of this term be  $k^*$ . Hence, there exists  $E'_t := E_t^{(k^*)}$  and  $\mathcal{E}''_t := \mathcal{R}'_t \cup \{E_t^{(1)}, \dots, E_t^{(k^*-1)}\}$ , such that

$$I(M; X(E'_t) \mid X(\mathcal{E}''_t)) > 0. \quad (83)$$

In other words, there exists an edge  $E'_t \in \mathcal{E}'_t$  that has  $M$ -information flow.  $\square$

## B Proof of Proposition 7

*Proof of Proposition 7.* Consider the set of all  $E_t \in \mathcal{E}_t$  that have  $M$ -information flow. That is,  $E_t$  must satisfy

$$\exists \mathcal{E}'_t \subseteq \mathcal{E}_t \quad \text{s.t.} \quad I(M; X(E_t) \mid X(\mathcal{E}'_t)) > 0. \quad (84)$$

Define

$$\begin{aligned} \mathcal{R}_t &:= \{E_t \in \mathcal{E}_t : (84) \text{ holds}\}, \\ \mathcal{S}_t &:= \mathcal{E}_t \setminus \mathcal{R}_t. \end{aligned} \quad (85)$$

Then, we claim that  $\mathcal{R}_t$  and  $\mathcal{S}_t$  satisfy equations (63) and (64).

First, note that if  $\mathcal{S}_t \neq \emptyset$ , then for every  $S_t \in \mathcal{S}_t$ , we must have that

$$\forall \mathcal{E}'_t \subseteq \mathcal{E}_t, \quad I(M; X(S_t) \mid X(\mathcal{E}'_t)) = 0. \quad (86)$$

If not, then  $S_t \in \mathcal{R}_t$  by (85), which implies that  $S_t \notin \mathcal{S}_t$ , which is a contradiction. Hence, we see that no edge in  $\mathcal{S}_t$  has  $M$ -information flow. Therefore, by Proposition 1, the set  $\mathcal{S}_t$  has no  $M$ -information flow. This directly implies the condition in (64).

Next, we claim that if  $\mathcal{R}_t \neq \emptyset$ , then for every  $R_t \in \mathcal{R}_t$ , if  $\mathcal{E}'_t \subseteq \mathcal{E}_t$  is a set that satisfies

$$I(M; X(R_t) \mid X(\mathcal{E}'_t)) > 0, \quad (87)$$

then  $\mathcal{R}'_t := \mathcal{E}'_t \cap \mathcal{R}_t$  satisfies

$$I(M; X(R_t) \mid X(\mathcal{R}'_t)) > 0. \quad (88)$$

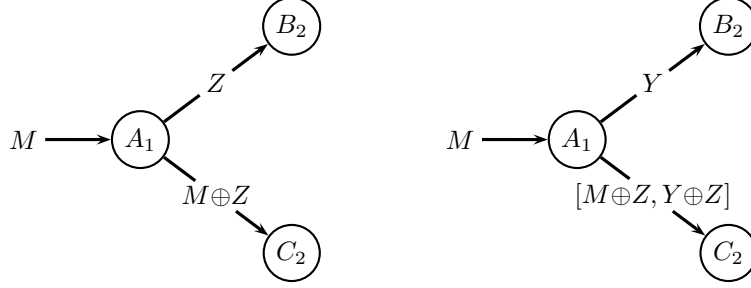


Figure 15: A pair of computational systems demonstrating an interesting result when considering vector transmissions: the message,  $M$ , need not be “mixed” with a random variable somewhere in the system, for said variable to have  $M$ -information flow.

Let  $\mathcal{S}'_t := \mathcal{E}'_t \setminus \mathcal{R}'_t$ , so that  $\mathcal{S}'_t \subseteq \mathcal{S}_t$ . Then,

$$I(M; X(R_t) \mid X(\mathcal{R}'_t), X(\mathcal{S}'_t)) > 0 \quad (89)$$

by (87). So,

$$I(M; X(R_t) \mid X(\mathcal{R}'_t)) \stackrel{(a)}{=} I(M; X(R_t), X(\mathcal{S}'_t) \mid X(\mathcal{R}'_t)) - I(M; X(\mathcal{S}'_t) \mid X(\mathcal{R}'_t), X(R_t)) \quad (90)$$

$$\stackrel{(b)}{=} I(M; X(R_t), X(\mathcal{S}'_t) \mid X(\mathcal{R}'_t)) \quad (91)$$

$$\stackrel{(c)}{=} I(M; X(R_t) \mid X(\mathcal{R}'_t), X(\mathcal{S}'_t)) + I(M; X(\mathcal{S}'_t) \mid X(\mathcal{R}'_t)) \quad (92)$$

$$\stackrel{(d)}{=} I(M; X(R_t) \mid X(\mathcal{R}'_t), X(\mathcal{S}'_t)) \quad (93)$$

$$\stackrel{(e)}{>} 0,$$

where (a) and (c) follow from the chain rule, (b) and (d) follow from (64), and (e) follows from (89). Thus, condition (63) also holds.  $\square$

## C Examples of Vector Transmissions

When the transmissions on the edges of a computational system are random *vectors*, as opposed to random scalars, some results become apparent, which might at first seem surprising. For instance, consider the systems<sup>24</sup> shown in Figure 15. The system on the left is a snippet from the classic case of Counterexample 1, with binary random variables. We find that both edges  $(A_1, B_2)$  and  $(A_1, C_2)$  have  $M$ -information flow. The reasoning is simple:  $Z$  could potentially provide information that can help recover the value of  $M$  at a future time step.

If we are led to believe, however, that only variables that have somehow “mixed” with  $M$  are capable of carrying  $M$ -information flow in this manner, we would be mistaken. The figure on the right uses an example with a vector transmission to demonstrate otherwise. Observe that  $Y$  never really *mixes* with  $M$ , nevertheless, the edge  $(A_1, B_2)$  has  $M$ -information flow:

$$I(M; Y \mid [M \oplus Z, Y \oplus Z]) = H(M \mid [M \oplus Z, Y \oplus Z]) - H(M \mid [M \oplus Z, Y \oplus Z], Y) \quad (94)$$

$$\stackrel{(a)}{=} H(M) - H(M \mid [M \oplus Z, Y \oplus Z], Y) \quad (95)$$

<sup>24</sup>It should be noted that the vector case only makes these examples easier to *construct*. The same effect can be achieved with scalar variables as well: for instance, a vector consisting of two Bernoulli random variables can be concatenated into a single 2-bit scalar taking values in  $\{0, 1, 2, 3\}$ .

$$\begin{aligned}
&\stackrel{(b)}{=} H(M) - H(M \oplus (Y \oplus Z) \oplus Y \oplus (M \oplus Z) \mid [M \oplus Z, Y \oplus Z], Y) \\
&= H(M) - H(0) = H(M) > 0,
\end{aligned} \tag{96}$$

$$= H(M) - H(0) = H(M) > 0, \tag{97}$$

where we have used the fact that  $M \perp \{M \oplus Z, Y \oplus Z\}$  to drop the conditioning entirely in (a), and used the property that entropy is invariant under addition of constants, with given random variables being treated as constants, in (b). Thus, the edge  $(A_1, B_2)$  has  $M$ -information flow.

Once again, the explanation for this observation is simply that  $Y$  is potentially useful in recovering  $M$ , via helping recover  $Z$ . The same effect would have been observed if we had had  $M \oplus Z$ ,  $Y$  and  $Y \oplus Z$  on three different edges at the same time. In fact, the same would have *also* been observed if an additional edge carrying the message  $M$  itself had been present at time  $t = 1$ . This example serves to emphasize how our definition of information flow looks for any random variable that could, *potentially*, help recover the message (and hence a function of it) in future.

## D Synergistic Information Flow

### D.1 Partial Information Decomposition preliminaries

The literature on Partial Information Decomposition seeks to find a decomposition for the mutual information between a message,  $M$ , and a set of random variables,  $\{X_1, X_2, \dots\}$  into several individually meaningful, non-negative terms [47]. For our purposes, it suffices to consider the *bivariate* case, i.e., the decomposition of  $I(M; X, Y)$  into non-negative components. In the bivariate case, it is well-understood *how many* components there ought to be, and what these quantities *intuitively represent*, but as yet, there is no consensus on a single set of definitions [47].

There is, however, consensus on a basic set of properties that we expect these components to satisfy. For our purposes, we will only make use of the basic properties stated here, so that *any definition* of the aforementioned components which satisfies these properties suffices for our theory.

In the bivariate case, the mutual information between  $M$  and  $(X, Y)$  is decomposed into four components: information about  $M$  which is (i) unique to  $X$  and not present in  $Y$ , (ii) unique to  $Y$  and not present in  $X$ , (iii) redundantly present in both  $X$  and  $Y$ , and (iv) synergistically present in  $X$  and  $Y$ . In the notation of [46], the decomposition is written as:

$$I(M; (X, Y)) = UI(M : X \setminus Y) + UI(M : Y \setminus X) + SI(M : X; Y) + CI(M : X; Y), \tag{98}$$

where the components are ordered exactly as stated above. Note that  $SI$  refers to “shared”, and hence redundant, information, while  $CI$  refers to “complementary”, and hence synergistic, information. We shall continue to use the terms “redundant” and “synergistic”, however, since they are more meaningful in this context. Also, in what follows, we shall assume that  $SI$  and  $CI$  are symmetric in  $X$  and  $Y$ . This is usually an additional condition that is imposed when defining these quantities, but here, we take it as given.

Given what we want the four components to represent, we would also expect the following to hold:

$$\begin{aligned}
I(M; X) &= UI(M : X \setminus Y) + SI(M : X; Y), \\
I(M; Y) &= UI(M : Y \setminus X) + SI(M : X; Y).
\end{aligned} \tag{99}$$

As a natural consequence, this means that the conditional mutual information will satisfy:

$$\begin{aligned}
I(M; X \mid Y) &= I(M; (X, Y)) - I(M; Y) \\
&= UI(M : X \setminus Y) + CI(M : X; Y), \\
I(M; Y \mid X) &= I(M; (Y, X)) - I(M; X) \\
&= UI(M : Y \setminus X) + CI(M : X; Y).
\end{aligned} \tag{100}$$

Finally, we want each of these components to always be non-negative:

$$\begin{aligned} UI(M : X \setminus Y) &\geq 0 & SI(M : X; Y) &\geq 0 \\ UI(M : Y \setminus X) &\geq 0 & CI(M : X; Y) &\geq 0. \end{aligned} \tag{101}$$

It is not obvious that a consistent definition of these four quantities which also satisfies the equations stated above even *exists*, but in fact, additional properties are required to obtain a unique definition. For instance, see [46] for one such development.

As stated before, our theory only relies on the properties stated in this section. As a result, our theorem on the equivalence of information flow definitions holds irrespective of what definition is used, exactly, for synergistic information. It only matters that the definition used satisfies the basic properties presented here.

## D.2 Equivalence of information flow definitions

*Proof of Proposition 2.* ( $\Rightarrow$ ) Suppose the edge  $E_t$  has strictly positive  $M$ -information flow. Then,

$$\exists \mathcal{E}'_t \subseteq \mathcal{E}_t \quad \text{s.t.} \quad I(M; X(E_t) \mid X(\mathcal{E}'_t)) > 0. \tag{102}$$

If  $I(M; X(E_t)) > 0$  with  $\mathcal{E}'_t = \emptyset$  in (102), then condition 1 in Definition 6 holds, so nothing remains to be shown. If not, then  $I(M; X(E_t)) = 0$ , so (102) implies that there must exist some  $\mathcal{E}'_t \neq \emptyset$  such that

$$I(M; X(E_t) \mid X(\mathcal{E}'_t)) > 0, \tag{103}$$

which, by (100), is equivalent to

$$UI(M : X(E_t) \setminus X(\mathcal{E}'_t)) + CI(M : X(E_t); X(\mathcal{E}'_t)) > 0. \tag{104}$$

However, since  $I(M; X(E_t)) = 0$ , we must have  $UI(M : X(E_t) \setminus X(\mathcal{E}'_t)) = 0$  by (99) and (101). Hence,

$$\exists \mathcal{E}'_t \subseteq \mathcal{E}_t \setminus \{E_t\} \quad \text{s.t.} \quad CI(M : X(E_t); X(\mathcal{E}'_t)) > 0. \tag{105}$$

So the implication in the forward direction holds.

( $\Leftarrow$ ) For the converse, suppose that  $E_t$  has no  $M$ -information flow. That is,

$$I(M; X(E_t) \mid X(\mathcal{E}'_t)) = 0 \quad \forall \mathcal{E}'_t \subseteq \mathcal{E}_t \setminus \{E_t\}. \tag{106}$$

By (100), this implies that

$$UI(M : X(E_t) \setminus X(\mathcal{E}'_t)) + CI(M : X(E_t); X(\mathcal{E}'_t)) = 0 \quad \forall \mathcal{E}'_t \subseteq \mathcal{E}_t \setminus \{E_t\}. \tag{107}$$

Since  $UI$  and  $CI$  are both non-negative by (101), we must have that

$$CI(M : X(E_t); X(\mathcal{E}'_t)) = 0 \quad \forall \mathcal{E}'_t \subseteq \mathcal{E}_t \setminus \{E_t\}. \tag{108}$$

This proves the converse.  $\square$

## E Miscellaneous Proofs from Section 5

### E.1 Proof of Lemma 9

*Proof of Lemma 9.* Consider a subset of hidden nodes  $\mathcal{H}'_t \subseteq \mathcal{H}_t$  that is not  $M$ -relevant. Then, by Definition 14,  $\mathbb{Q}(\mathcal{H}'_t)$  carries no  $M$ -information flow in  $\mathcal{G}$ . This means that

$$\forall \mathcal{E}'_t \subseteq \mathcal{E}_t \quad I(M; X(\mathbb{Q}(\mathcal{H}'_t)) \mid X(\mathcal{E}'_t)) = 0. \tag{109}$$

Specifically, taking  $\mathcal{E}'_t = \tilde{\mathcal{E}}_t$ , we have

$$I(M; X(\mathbb{Q}(\mathcal{H}'_t)) \mid X(\tilde{\mathcal{E}}_t)) = 0. \quad (110)$$

Therefore, by Definition 15,  $\mathcal{H}'_t$  is  $M$ -derived.  $\square$

## E.2 Proof of proposition 10

*Proof of Proposition 10.* We are given that

$$I(M; X(\tilde{\mathcal{E}}_{t+1}) \mid X(\tilde{\mathcal{E}}_t)) > 0, \quad (111)$$

and must prove that the hidden nodes at time  $t$ ,  $\mathcal{H}_t$  are *not*  $M$ -derived.

First, observe that the global Markov property *must* hold on the *entire* graph  $\mathcal{G}$ , which consists of both observed and hidden nodes. So we have  $M - X(\mathcal{E}_t) - X(\mathcal{E}_{t+1})$ , or in other words

$$I(M; X(\tilde{\mathcal{E}}_{t+1}), X(\mathcal{H}_{t+1}) \mid X(\tilde{\mathcal{E}}_t), X(\mathcal{H}_t)) = 0. \quad (112)$$

This directly implies that

$$I(M; X(\tilde{\mathcal{E}}_{t+1}) \mid X(\tilde{\mathcal{E}}_t), X(\mathcal{H}_t)) + I(M; X(\mathcal{H}_{t+1}) \mid X(\tilde{\mathcal{E}}_{t+1}), X(\tilde{\mathcal{E}}_t), X(\mathcal{H}_t)) = 0 \quad (113)$$

Conditional mutual information is always non-negative, and when the sum of two non-negative quantities is zero, they must each individually be zero. Therefore,

$$I(M; X(\tilde{\mathcal{E}}_{t+1}) \mid X(\tilde{\mathcal{E}}_t), X(\mathcal{H}_t)) = 0, \quad (114)$$

Next, we can expand the conditional mutual information to get

$$I(M; X(\tilde{\mathcal{E}}_{t+1}), X(\mathcal{H}_t) \mid X(\tilde{\mathcal{E}}_t)) - I(M; X(\mathcal{H}_t) \mid X(\tilde{\mathcal{E}}_t)) = 0. \quad (115)$$

So we have

$$I(M; X(\mathcal{H}_t) \mid X(\tilde{\mathcal{E}}_t)) = I(M; X(\tilde{\mathcal{E}}_{t+1}), X(\mathcal{H}_t) \mid X(\tilde{\mathcal{E}}_t)) \quad (116)$$

$$= I(M; X(\tilde{\mathcal{E}}_{t+1}) \mid X(\tilde{\mathcal{E}}_t)) + I(M; X(\mathcal{H}_t) \mid X(\tilde{\mathcal{E}}_{t+1}), X(\tilde{\mathcal{E}}_t)) > 0, \quad (117)$$

where the final inequality follows from (111) and the fact that conditional mutual information is non-negative. Since the conditional mutual information is strictly positive, the Markov chain  $M - X(\tilde{\mathcal{E}}_t) - X(\mathbb{Q}(\mathcal{H}_t))$  does not hold, so by Definition 15,  $\mathcal{H}_t$  are not  $M$ -derived.  $\square$

## F Miscellaneous Derivations from Section 6

### F.1 Derivation of Expressions in the Second FFT Example from Section 6.2

Here, we derive the expressions used in Figure 12. Recall that  $Y_i = \omega^{-iM}/4$ , where  $\omega = e^{-j2\pi/4} = -j$ .

$$Y_{02} = Y_0 + Y_2 = \frac{1}{4} + \frac{\omega^{-2M}}{4} = \frac{1}{4}(1 + \omega^{-2M}) \quad (118)$$

$$Y_{13} = Y_1 + Y_3 = \frac{\omega^{-M}}{4} + \frac{\omega^{-3M}}{4} = \frac{\omega^{-M}}{4}(1 + \omega^{-2M}) \quad (119)$$

$$Y'_{02} = Y_0 + \omega^2 Y_2 = \frac{1}{4} + (-1)\frac{\omega^{-2M}}{4} = \frac{1}{4}(1 - \omega^{-2M}) \quad (120)$$

$$Y'_{13} = Y_1 + \omega^2 Y_3 = \frac{\omega^{-M}}{4} + (-1)\frac{\omega^{-3M}}{4} = \frac{\omega^{-M}}{4}(1 - \omega^{-2M}) \quad (121)$$

Next, we show that these intermediate values actually yield the expected values of  $\tilde{Y}$ .

$$\tilde{Y}_0 = Y_{02} + Y_{13} = \frac{1}{4}(1 + \omega^{-2M} + \omega^{-M} + \omega^{-3M}) \quad (122)$$

$$= \begin{cases} \frac{1}{4}(1 + 1 + 1 + 1), & M = 0 \\ \frac{1}{4}(1 + j + j^2 + j^3), & M = 1 \end{cases} \quad (123)$$

$$= 1 - M \quad (124)$$

$$\tilde{Y}_1 = Y'_{02} + \omega Y'_{13} = \frac{1}{4}(1 - \omega^{-2M} + \omega^{1-M} - \omega^{1-3M}) \quad (125)$$

$$= \begin{cases} \frac{1}{4}(1 - 1 + \omega - \omega), & M = 0 \\ \frac{1}{4}(1 - j^2 + 1 - j^2), & M = 1 \end{cases} \quad (126)$$

$$= M \quad (127)$$

$$\tilde{Y}_2 = Y_{02} + \omega^2 Y_{13} = \frac{1}{4}(1 + \omega^{-2M} + \omega^{2-M} + \omega^{2-3M}) \quad (128)$$

$$= \frac{1}{4}(1 + \omega^{-2M} - \omega^{-M} - \omega^{-3M}) \quad (129)$$

$$= \begin{cases} \frac{1}{4}(1 + 1 - 1 - 1), & M = 0 \\ \frac{1}{4}(1 - 1 - \omega^{-1} + \omega^{-1}), & M = 1 \end{cases} \quad (130)$$

$$= 0 \quad (131)$$

$$\tilde{Y}_3 = Y'_{02} + \omega^3 Y'_{13} = \frac{1}{4}(1 - \omega^{-2M} + \omega^{3-M} - \omega^{3-3M}) \quad (132)$$

$$= \frac{1}{4}(1 - \omega^{-2M} + \omega^3(\omega^{-M} - \omega^{-3M})) \quad (133)$$

$$= \begin{cases} \frac{1}{4}(1 - 1 - \omega(1 - 1)), & M = 0 \\ \frac{1}{4}(1 - (-1) - \omega(\omega^{-1} + \omega^{-1})), & M = 1 \end{cases} \quad (134)$$

$$= 0 \quad (135)$$

## F.2 Derivation of the Markov Chain Failure in Section 6.3

We wish to show that in the canonical example from Section 6.3,  $M - [\hat{M}_1, \hat{M}_2] - (M - \hat{M}_2 + Z_3)$  is not a valid Markov chain. Let  $h(\cdot)$  denote differential entropy. Then,

$$I(M; M - \hat{M}_2 + Z_3 | \hat{M}_1, \hat{M}_2) = h(M - \hat{M}_2 + Z_3 | \hat{M}_1, \hat{M}_2) \quad (136)$$

$$- h(M - \hat{M}_2 + Z_3 | \hat{M}_1, \hat{M}_2, M)$$

$$\stackrel{(a)}{=} h(M + Z_3 | \hat{M}_1, \hat{M}_2) - h(Z_3 | \hat{M}_1, \hat{M}_2, M) \quad (137)$$

$$\stackrel{(b)}{=} h(M + Z_3 | \hat{M}_1, \hat{M}_2) - h(Z_3) \quad (138)$$

$$= h(M + Z_3, \hat{M}_1, \hat{M}_2) - h(\hat{M}_1, \hat{M}_2) - h(Z_3) \quad (139)$$

where (a) relies on the fact that entropy is invariant under addition of constants and (b) follows because  $Z_3$  is independent of  $M$ ,  $Z_1$  and  $Z_2$  (and functions thereof). If  $Y \sim \mathcal{N}(0, \Sigma)$  is a zero-mean multivariate Gaussian random variable with covariance matrix  $\Sigma$ , then its differential entropy is given by

$$h(Y) = \frac{1}{2} \log(|2\pi e \Sigma|). \quad (140)$$



For a proof, see [52, Thm. 8.4.1]. This formula allows us to compute the entropy term in (139). The covariance matrix  $\Sigma$  of the random vector  $[M + Z_3, \hat{M}_1, \hat{M}_2]$  is given by:

$$\Sigma_{11} = \mathbb{E}[(M + Z_3)^2] = \mathbb{E}[M^2] + 2\mathbb{E}[MZ_3] + \mathbb{E}[Z_3^2] = 1 + 0 + \sigma^2 \quad (141)$$

$$\Sigma_{22} = \mathbb{E}[\hat{M}_1^2] = \mathbb{E}[(M + Z_1)^2] \quad (142)$$

$$= \mathbb{E}[M^2] + 2\mathbb{E}[MZ_1] + \mathbb{E}[Z_1^2] = 1 + 0 + \sigma^2 \quad (143)$$

$$\Sigma_{33} = \mathbb{E}[\hat{M}_2^2] = \mathbb{E}\left[\left(M + \frac{1}{2}(Z_1 + Z_2)\right)^2\right] \quad (144)$$

$$= \mathbb{E}[M^2] + 2\mathbb{E}\left[M \frac{1}{2}(Z_1 + Z_2)\right] + \mathbb{E}\left[\frac{1}{4}(Z_1 + Z_2)^2\right] = 1 + 0 + \frac{1}{2}\sigma^2 \quad (145)$$

$$\Sigma_{12} = \Sigma_{21} = \mathbb{E}[(M + Z_3)(\hat{M}_1)] = \mathbb{E}[(M + Z_3)(M + Z_1)] \quad (146)$$

$$= \mathbb{E}[M^2] + 2\mathbb{E}[MZ_1] + \mathbb{E}[Z_3M] + \mathbb{E}[Z_3Z_1] = 1 + 0 + 0 + 0 \quad (147)$$

$$\Sigma_{13} = \Sigma_{31} = \mathbb{E}[(M + Z_3)(\hat{M}_2)] = \mathbb{E}\left[(M + Z_3)\left(M + \frac{1}{2}(Z_1 + Z_2)\right)\right] \quad (148)$$

$$= \mathbb{E}[M^2] + \mathbb{E}\left[M \frac{1}{2}(Z_1 + Z_2)\right] + \mathbb{E}[Z_3M] + \mathbb{E}\left[Z_3 \frac{1}{2}(Z_1 + Z_2)\right] = 1 + 0 + 0 + 0 \quad (149)$$

$$\Sigma_{23} = \Sigma_{32} = \mathbb{E}[\hat{M}_1\hat{M}_2] = \mathbb{E}\left[(M + Z_1)\left(M + \frac{1}{2}(Z_1 + Z_2)\right)\right] \quad (150)$$

$$= \mathbb{E}[M^2] + \mathbb{E}\left[M \frac{1}{2}(Z_1 + Z_2)\right] + \mathbb{E}[Z_1M] + \mathbb{E}\left[Z_1 \frac{1}{2}(Z_1 + Z_2)\right] = 1 + 0 + 0 + \frac{1}{2}\sigma^2 \quad (151)$$

That is,

$$\Sigma = \begin{bmatrix} 1 + \sigma^2 & 1 & 1 \\ 1 & 1 + \sigma^2 & 1 + \frac{\sigma^2}{2} \\ 1 & 1 + \frac{\sigma^2}{2} & 1 + \frac{\sigma^2}{2} \end{bmatrix} \quad (152)$$

The covariance matrix  $\Sigma'$  of the random vector composed of  $[\hat{M}_1, \hat{M}_2]$  is simply the following submatrix of  $\Sigma$ :

$$\Sigma' = \begin{bmatrix} \Sigma_{22} & \Sigma_{23} \\ \Sigma_{32} & \Sigma_{33} \end{bmatrix} = \begin{bmatrix} 1 + \sigma^2 & 1 + \frac{\sigma^2}{2} \\ 1 + \frac{\sigma^2}{2} & 1 + \frac{\sigma^2}{2} \end{bmatrix} \quad (153)$$

Hence, it follows from (140) that (139) becomes

$$I(M; M - \hat{M}_2 + Z_3 | \hat{M}_1, \hat{M}_2) \quad (154)$$

$$= h(M + Z_3, \hat{M}_1, \hat{M}_2) - h(\hat{M}_1, \hat{M}_2) - h(Z_3) \quad (155)$$

$$= \frac{1}{2} \log(|2\pi e \Sigma|) - \frac{1}{2} \log(|2\pi e \Sigma'|) - \frac{1}{2} \log(2\pi e \sigma^2) \quad (156)$$

$$= \frac{1}{2} \log \left[ (2\pi e)^3 \left( (1 + \sigma^2) \cdot \left( (1 + \sigma^2) \left( 1 + \frac{\sigma^2}{2} \right) - \left( 1 + \frac{\sigma^2}{2} \right) \left( 1 + \frac{\sigma^2}{2} \right) \right) \right. \right. \quad (157)$$

$$\left. - 1 \cdot \left( \left( 1 + \frac{\sigma^2}{2} \right) - \left( 1 + \frac{\sigma^2}{2} \right) \right) \right.$$

$$\left. + 1 \cdot \left( \left( 1 + \frac{\sigma^2}{2} \right) - \left( 1 + \sigma^2 \right) \right) \right) \right]$$

$$- \frac{1}{2} \log \left( (2\pi e)^2 \left( (1 + \sigma^2) \left( 1 + \frac{\sigma^2}{2} \right) - \left( 1 + \frac{\sigma^2}{2} \right) \left( 1 + \frac{\sigma^2}{2} \right) \right) \right)$$

$$- \frac{1}{2} \log(2\pi e \sigma^2)$$

$$= \frac{1}{2} \log \left[ (2\pi e)^3 \left( (1 + \sigma^2) \frac{\sigma^2}{2} \left( 1 + \frac{\sigma^2}{2} \right) - 0 + \left( -\frac{\sigma^2}{2} \right) \right) \right] \quad (158)$$

$$\begin{aligned}
& -\frac{1}{2} \log \left( (2\pi e)^2 \frac{\sigma^2}{2} \left( 1 + \frac{\sigma^2}{2} \right) \right) - \frac{1}{2} \log(2\pi e \sigma^2) \\
& = \frac{1}{2} \log \left[ (2\pi e)^3 \left( \frac{\sigma^2}{2} + \frac{\sigma^4}{2} + \frac{\sigma^4}{4} + \frac{\sigma^6}{4} - \frac{\sigma^2}{2} \right) \right]
\end{aligned} \tag{159}$$

$$\begin{aligned}
& -\frac{1}{2} \log \left( (2\pi e)^2 \frac{\sigma^2}{2} \left( 1 + \frac{\sigma^2}{2} \right) \right) - \frac{1}{2} \log(2\pi e \sigma^2) \\
& = \frac{1}{2} \log \left[ \frac{(2\pi e)^3 \frac{\sigma^4}{4} (3 + \sigma^2)}{(2\pi e)^2 \frac{\sigma^2}{2} \left( 1 + \frac{\sigma^2}{2} \right) \cdot 2\pi e \sigma^2} \right]
\end{aligned} \tag{160}$$

$$= \frac{1}{2} \log \left[ \frac{\frac{1}{2} (3 + \sigma^2)}{\left( 1 + \frac{\sigma^2}{2} \right)} \right] \tag{161}$$

$$= \frac{1}{2} \log \left( \frac{3 + \sigma^2}{2 + \sigma^2} \right) > 0. \tag{162}$$

And therefore, since the conditional mutual information stated above is always greater than zero,  $M$ ,  $[\hat{M}_1, \hat{M}_2]$  and  $M - \hat{M}_2 + Z_3$  do not form a Markov chain.