

Entanglement of Purification in Holographic Systems

Peng Liu ^{1,*} Yi Ling ^{2,3,†} Chao Niu ^{1,‡} and Jian-Pin Wu ^{4,§}

¹ *Department of Physics and Siyuan Laboratory,
Jinan University, Guangzhou 510632, China*

² *Institute of High Energy Physics,
Chinese Academy of Sciences, Beijing 100049, China*

³ *School of Physics, University of Chinese Academy of Sciences, Beijing 100049, China*

⁴ *Center for Gravitation and Cosmology,
College of Physical Science and Technology,
Yangzhou University, Yangzhou 225009, China*

Abstract

The holographic entanglement of purification (EoP) in AdS₄ and AdS-RN black hole backgrounds is studied. We develop an algorithm to compute the EoP for bipartite configuration with infinitely long strips. The temperature behavior of EoP is revealed for small, intermediate and large configurations. Numerical results verify some important inequalities of EoP, which we also prove geometrically in Poincaré coordinate.

*Electronic address: phylp@jnu.edu.cn

†Electronic address: lingy@ihep.ac.cn

‡Electronic address: niuchaophy@gmail.com

§Electronic address: jianpinwu@yzu.edu.cn

Contents

I. Introduction	2
II. The minimal surface for infinite strip partition	5
A. Holographic Entanglement of Purification	5
B. Computations of minimal surface with arc length parameter	7
C. Computations of holographic EoP	8
III. EoP for AdS_4	11
IV. EoP for AdS-RN Black hole	13
A. Small Configurations	15
B. Intermediate Configurations	18
C. Large Configurations	19
V. Geometrical proof of inequalities related to EoP	20
VI. Discussion	22
Acknowledgments	23
References	23

I. INTRODUCTION

Quantum entanglement as a typical phenomenon in quantum system has been widely studied in the field of quantum information and condensed matter physics since it is proved to be powerful for characterizing quantum phase transitions in which strong correlations or topological order are involved in [1–4]. Recently, it has been revealed that quantum entanglement also plays a vital role in understanding the emergence of spacetime from the holographic point of view [5–11]. It has been becoming a fascinating core for the interdisciplinary of quantum information, condensed matter physics and quantum gravity.

Usually the information related quantities such as entanglement entropy (EE) are extremely difficult to compute when the degrees of freedom in a system become large. Re-

markably, gauge/gravity duality may provide an elegant geometric description for quantum entanglement. It has been proposed that the entanglement entropy for a subregion on the boundary of AdS spacetime is proportional to the area of the minimal surface stretching into the bulk whose geometry is determined by gravity theory [5].

The proposal of holographic entanglement entropy (HEE) has opened the gate for studying information related properties in holographic theories. For instance, as a more general measure of entanglement, Rényi entropy is proposed to be proportional to the minimal area of cosmic branes [10]. Moreover, the butterfly effect as a typical phenomenon of quantum chaos has been extensively studied in holographic theory recently. The butterfly velocity as a characteristic quantity to measure the spread of information can be conveniently computed by holography. The above holographic study on the quantum chaos has become a promising approach to understand the universal behavior of strange metal and quantum phase transition [12–16]. In addition, the complexity as a crucial quantity in a quantum system is notoriously hard to compute. With the power of gauge/gravity duality, the volume conjecture and action conjecture have been proposed to describe the complexity of dual field theory [17–19]. All the above progress has greatly enhanced our understanding on the information nature of spacetime as well.

Although EE is widely recognized as a good measure to characterize the entanglement of pure state, it is not suitable for characterizing the entanglement of mixed states. Many new measures, such as the non-negativity, entanglement of purification and the entanglement of formation [20], have been proposed to characterize the entanglement of mixed state. Mixed states are ubiquitous in both nature and holographic systems. For instance, a thermal quantum system dual to a black hole system is described by a mixed state. It is desirable to apply the entanglement measure of mixed states to study the entanglement properties of the black hole system.

Recently the entanglement of purification (EoP) is proposed to be proportional to the area of the minimal cross section of the entanglement wedge [11]. This prescription provides a novel tool for studying the entanglement of mixed states in holographic theory. Recent progress on the holographic description of EoP can be briefly reviewed as follows. As the evidence to support the above proposal, EoP in AdS₃ and 3-d BTZ black hole has originally been studied in [11]. In both cases EoP can be derived analytically since only symmetric configurations are considered. Specifically, in the case of AdS₃ the EoP of general configu-

rations can be derived in general coordinates by conformal map; while for $(2 + 1)$ -d planar BTZ black hole system, the special configuration of EoP $A \cup B = \text{boundary}$ is considered, where the minimal cross section is relatively simple. Since BTZ black hole is the quotient spacetime of AdS_3 , the general EoP in general coordinates can be analytically solved by conformal map. The holographic prescription of EoP satisfy all the relevant inequalities on EoP, indicating that the minimal cross section is a good candidate for the geometric description of EoP indeed. Later, the EoP in multi-party system was studied in [21], in which the system was limited to a symmetrical configuration in order to simplify the calculation. Also, in [22] a symmetric configuration has been considered in quenched system.

Currently, it is desirable to study the EoP in general configurations rather than symmetric ones. Until now the EoP for general configurations has not been studied thoroughly in holographic approach. The main reason is that it is difficult to locate the minimal cross section in general configurations and the calculation of EoP is much more complicated.

Specifically, the difficulties involved in the calculation of EoP for general configurations are two-fold. Firstly, in order to figure out the minimal surface in a gravitational system one needs to solve a set of highly nonlinear partial differential equations, which is usually hard to tackle with. Secondly, locating the minimal cross section in the entanglement wedge is often burdened with massive calculation. To simplify the calculation, one can focus only on the homogeneous gravitational backgrounds. The solutions of this kind of backgrounds have been extensively studied in holographic approach in recent years. In addition, one can focus only on general but simple configurations for the subregion of entanglement on the boundary, such as infinite strips. The minimal surface of the infinite strip configuration in a homogeneous background involves only ordinary differential equations.

In this paper we study the EoP of bipartite infinite strips in AdS_4 and AdS-RN black hole background. Based on the symmetry of the system and the nature of MI and EoP, we design an efficient algorithm to numerically calculate EoP for general configurations. Firstly, the bipartite EoP in AdS_4 spacetime is fully studied due to the scaling symmetry of AdS_4 , which means that the small bipartite interval EoP properties of any background with asymptotic AdS_4 are fully understood in this paper. Secondly, the EoP behaviors with temperature for small, intermediate and large configurations are discussed for AdS-RN black hole: EoP monotonically increases with temperature for small configurations; the temperature behavior of EoP depends on the details of configurations for intermediate

configurations; for large configurations and high temperature limit, EoP vanishes as MI vanishes. Numerical results in this paper also verify some important inequalities of EoP, which we also prove in Poincaré coordinate in geometric manner.

The paper is organized as follows: In section II we introduce the concept of entanglement of purification and its holographic duality. In particular, we develop the algorithm to numerically calculate the EoP for bipartite infinite strip configuration in homogeneous backgrounds. We then study the EoP behaviors for pure AdS₄ spacetime in section III, AdS-RN black hole systems in IV. The geometrical proof of some inequalities on EoP are given in V, and our conclusion and discussion is given in section VI.

II. THE MINIMAL SURFACE FOR INFINITE STRIP PARTITION

We first review the concept of EoP, and then introduce its holographic duality. Based on the geometric interpretation of the EoP, we will develop an algorithm to compute holographic EoP for the bipartite strips.

A. Holographic Entanglement of Purification

One of the most striking features of quantum mechanics is that the degrees of freedom of different sub-systems in a quantum system can be entangled. Especially, for a pure state $|\psi\rangle$ composed of two sub-systems A and B , the entanglement between A and B can be captured by observers who have only access to A or B . For observers constrained to A , the subsystem A behaves as a reduced matrix $\rho_A = \text{Tr}_B(|\psi\rangle\langle\psi|)$. The mixed property of ρ_A comes from the entanglement between A and B . A natural quantity to measure this entanglement is the von Neumann entropy of ρ_A ,

$$S_A(|\psi\rangle) = -\text{Tr}[\rho_A \log \rho_A], \quad (1)$$

which is dubbed as the entanglement entropy (EE). Note that for pure states $S_A = S_B$ [23]. The entanglement entropy S diverges as area law in field theory due to the divergences from the UV degrees of freedom. Therefore, the regularization is needed to obtain a finite EE for field theory. It is then readily to define the mutual information (MI),

$$I(A, B) := S(A) + S(B) - S(A \cup B), \quad (2)$$

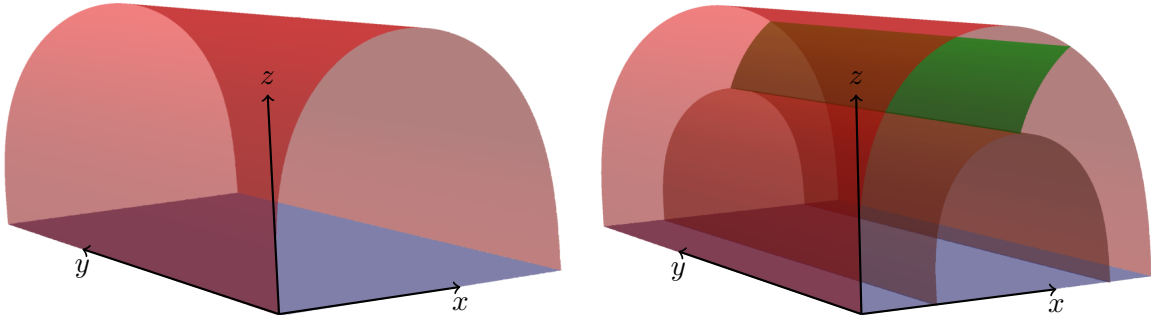


FIG. 1: The left plot: The minimal surface for a given width w . The right plot: The minimal cross section (green surface) of the entanglement wedge.

which measures the entanglement between two separate subsystems A and B . It is clear that $\rho_{AB} = \rho_A \otimes \rho_B$ when $I(A, B) = 0$. Moreover the MI is always finite since the divergence in EE is canceled out.

Entanglement entropy can describe the entanglement of pure states, but it is not suitable for characterizing the entanglement of mixed states. The reason is that for mixed states, not only entanglement, but also mixed properties contributes to the entanglement entropy. For example, the entanglement entropy for a product state $\rho_A \otimes \rho_B$, in which the degrees of freedom in A and B do not entangle, can be non-zero. Many new measures have been proposed to diagnose the entanglement of mixed state [20, 24]. The EoP is one of the useful measures for mixed state entanglement, which involves the purification of mixed states. A mixed state ρ on $\mathcal{H}_A \otimes \mathcal{H}_B$ can be purified by introducing two extra regions A' and B' such that ρ arises as the reduced matrix from a pure state $|\psi\rangle \in \mathcal{H}_{AA'} \otimes \mathcal{H}_{BB'}$. Obviously there exists infinite ways to purify ρ , and the EoP $E_p(\rho)$ is defined as [25]

$$E_p(\rho) := \min_{|\psi\rangle: \rho = \text{Tr}_{A'B'} |\psi\rangle\langle\psi|} S_{AA'}(|\psi\rangle). \quad (3)$$

EoP can measure both quantum correlation and classical correlation between two sub-regions [25]. EoP satisfies several important inequalities, which must be also satisfied by its correct holographic dual [11, 26].

The HEE has been proposed as the area of the minimal surface in dual gravity system (see the left plot from Fig. 1) [5]. The HEE has stimulated the experts to associate more information-related quantities with geometric quantities in holographic theory, which greatly simplifies the study of quantum information in strong correlation systems. Takayanagi [11]

proposed that the EoP $E_W(\rho_{AB})$ is associated with a minimal cross section Σ_{AB} in connected entanglement wedge, *i.e.*, the configurations with non-zero MI (see the right plot in Fig. 1),

$$E_W(\rho_{AB}) = \min_{\Sigma_{AB}} \left(\frac{\text{Area}(\Sigma_{AB})}{4G_N} \right). \quad (4)$$

EoP vanishes for configurations with disconnected entanglement wedge (zero MI). The prescription of the EoP with minimal cross section indeed satisfies all existing inequalities of EoP [11]. It is obvious that EoP does not diverge since the minimal cross section will not end on the asymptotic AdS boundary.

The EoP computation depends on the MI and entanglement wedge, both of which are related to the minimal surface. Therefore we discuss how to locate the minimal surface for infinitely long strip on the boundary by Euler-Lagrange method.

B. Computations of minimal surface with arc length parameter

We start with a generic homogeneous background

$$ds^2 = g_{tt}dt^2 + g_{zz}dz^2 + g_{xx}dx^2 + g_{yy}dy^2, \quad (5)$$

with $z = 0$ corresponding to the asymptotic AdS boundary¹. The homogeneity means that all the metric components $g_{\mu\nu}$ are functions of z only.

A cartoon of the minimal surface for infinitely long strip is illustrated as the left plot in Fig. 1. The area of the minimal surface is given by

$$A_\Sigma = \iint \sqrt{g_{yy}(g_{xx}dx^2 + g_{zz}dz^2)} dy = \iint \sqrt{g_{yy}(g_{xx} + g_{zz}z'(x)^2)} dx dy. \quad (6)$$

Notice that the minimal surface is invariant along y direction, so one can integrate out y , and then calculate the minimal surface for a one-dimensional system. As a result, we can transform (6) into

$$A_\Sigma = L_y \int_0^w \sqrt{g_{yy}(g_{xx} + g_{zz}z'(x)^2)} dx, \quad (7)$$

where $\tilde{L}_y = \int dy$, and the width of the strip $\tilde{w} = \int dx$. Hence the minimal surface can be described by $z(x)$. From now on, we denote the minimal surface as $z(x)$ and alternatively,

¹ Our strategy is also applicable to systems with off-diagonal metric, such as non-zero g_{xy}, g_{zx}, g_{zy} .

call this minimal surface as minimal curve or geodesic. Ignoring several common factors, we also label the EE as $\tilde{S}_A \equiv \int_0^w \sqrt{g_{yy} (g_{xx} + g_{zz} z'(x)^2)} dx$ for convenience.

Treating (7) as an action, the geodesic is given by the solution of the Euler-Lagrange equation,

$$2g_{yy}g_{zz}z'(x)^2g'_{xx} + g_{xx} (g_{yy} (-2g_{zz}z''(x) - z'(x)^2g'_{zz} + g'_{xx}) + g_{zz}z'(x)^2g'_{yy}) + g_{xx}^2g'_{yy} = 0, \quad (8)$$

where $g'_{\#\#\#} \equiv g'_{\#\#\#}(z)$. Eq. (8) usually requires numerical treatments due to its high non-linearity. Given $z(0) = \epsilon^2$ and $z'(0)$, a numerical solution can be obtained by `NDSolve` with `Mathematica`. With the solution $z(x)$ it is readily to obtain the width \tilde{w} of the strip. In addition, the arc length parameter $s(x)$ can be obtained by integrating the A_Σ from $x = 0$ to x .

The above method involves time-consuming numerical integration. Alternatively, (8) can be solved by treating it as a two-variable system with arc length parameter s ,

$$g_{xx}g'_{yy} + g_{yy} (g'_{xx} - 2g_{xx}g_{zz}z'^2g'_{yy}) - g_{yy}^2 [g_{xx}z'^2g'_{zz} + g_{zz} (z'^2g'_{xx} + 2g_{xx}z'')] = 0, \quad (9)$$

$$g_{xx}x'(s)^2 + g_{zz}z'(s)^2 - g_{yy}^{-1} = 0. \quad (10)$$

Again, the $g'_{\#\#\#} \equiv g'_{\#\#\#}(z)$, but $z'' \equiv z''(s), z' \equiv z'(s), x' \equiv x'(s)$ represent derivatives with respect to arc length parameter s . EOMs (9)-(10) can be derived from

$$A_\Sigma = L_y \int_0^w \sqrt{g_{yy} (g_{xx}x'(s)^2 + g_{zz}z'(s)^2)} ds, \quad (11)$$

$$g_{yy} (g_{xx}x'(s)^2 + g_{zz}z'(s)^2) = 1, \quad (12)$$

where (12) is the constraint from setting s as the arc length parameter. In this way the numerical integration is unnecessary.

Once the geodesic is solved, we are ready to evaluate the EoP with the area of minimal cross section.

C. Computations of holographic EoP

Given a configuration (a, b, c) with non-zero MI (see Fig. 2), the EoP corresponds to the length of the geodesic connecting $p_1 \in C_b$ and $p_2 \in C_{a,b,c}$. Given a slope $z'(x)|_{p_1}$ a

² Asymptotic AdS₄ leads to divergence in (8), hence we take a cutoff ϵ deviating from $z = 0$.

unique geodesic can be obtained by solving (9)-(10). With a large enough $z'(x)|_{p_1}$, the geodesic intersects with $C_{a,b,c}$ at p_2 , and the length $l(p_1, p_2)$ between p_1 and p_2 can be read off as $|s(p_2) - s(p_1)|$.³ The EoP is the minimal length $l(p_1, p_2)$, which can be obtained by scanning all the possible points ($p_1 \in C_b, p_2 \in C_{a,b,c}$), or equivalently scanning the space ($p_1 \in C_b, z'(x)|_{p_1}$). Computing EoP is complicated because the search space is two dimensional and each $l(p_1, p_2)$ requires cumbersome manipulations.

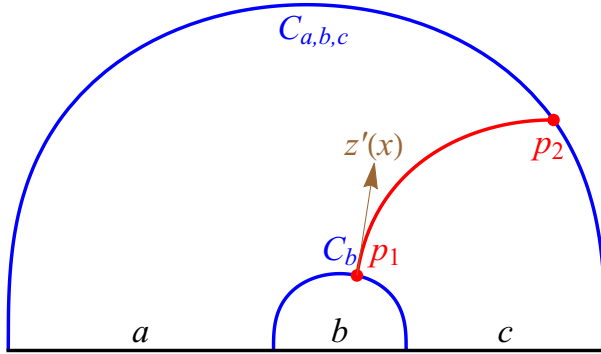


FIG. 2: One bipartite configuration can be specified by three parameters (a, b, c) , where a and c are the width of two infinitely long strips, respectively, while b is the separation. $C_{\#\#}$ represents the minimal surface ending on configuration $\# \cup \#$. The red curve $z(x)$ is the geodesic connecting p_1 and p_2 , and the brown arrow represents the tangent vector $z'(x)|_{p_1}$.

We present some tricks to speed up the computation of EoP. First, we only need to focus on the region near the tip of C_b since the region near the boundary contributes the most to the area of the surface. This observation is also verified by subsequent numerical computations (see section III and section IV). Second, the homogeneity of the background and the infinite length of the strip can be used to further narrow the search space. The EoP of (a, b, c) should be equal to the EoP of (c, b, a) in the light of the symmetry, hence we only need to study the case for $a > c$. Moreover, non-zero MI requires $(a > b) \wedge (c > b)$ ⁴. Therefore, we focus on the configuration satisfying

$$(a > b) \wedge (c > b) \wedge (a > c). \quad (13)$$

In addition to that, a spatially translated geodesic is still a geodesic in homogeneous back-

³ The arc length parameter $s(p)$ of $p \in (z(s), x(s))$ can be obtained by solving s from $x(s) = x|_p$.

⁴ If $a < b < c$ then the MI will be zero since $l_{C_{a,b,c}} > l_{C_a}, l_{C_{a,b,c}} > l_{C_b}$.

grounds. This observation can substantially reduce the amount of calculation. Furthermore, for a background like AdS_d spacetime, scaling symmetries can be used to greatly simplify the numerical computation of EoP, which will be elaborated in section III.

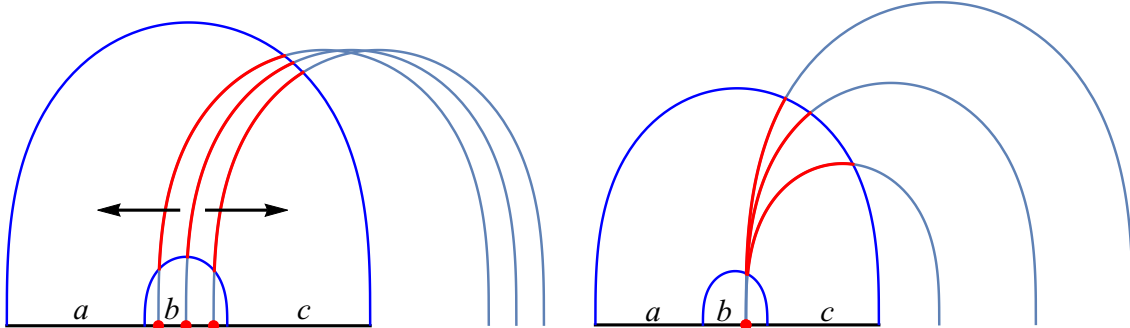


FIG. 3: Left plot: a demonstration of shifting a curve to cut the C_b and $C_{a,b,c}$. The red dots are endpoints. Right plot: a demonstration of solving curves at different $v = z'(0)$, and use them to cut C_b and $C_{a,b,c}$. The red curves in each plot are the minimal segments connecting each pair of intersections.

Since the area near the AdS boundary is divergent, we take a cut off at $z = \epsilon$ at which the geodesic end. A geodesic $C(x, z')$ can be specified by $(x(s), z'(x))$ with $z(s) = \epsilon$. Finally, we divide the algorithm into the following steps,

1. Given a background and a configuration (a, b, c) with non-zero MI, one finds the geodesic C_b and $C_{a,b,c}$ with finite cutoff at certain values of $(x(s), z')$.
2. Solve the geodesic $C(x, v)$ with a width $w_1 > c$ on the boundary such that one endpoint of the curve falls into the region b , and then find its intersections with C_b and $C_{a,b,c}$ at p_1 and p_2 . The area of the cross section is $E(x, v) = |s(p_2) - s(p_1)|$.
3. Translate $C(x, v)$ along x direction with fixed v , and find the local minimum $\mathcal{E}(v) \equiv \min_x E(x, v)$ (see the left plot in Fig. 3).
4. Vary v and repeat the last two steps at each v such that the global minimum of $E(x, v)$ can be obtained as,

$$E_W(a, b, c) = \min_v \mathcal{E}(v). \quad (14)$$

See the right plot in Fig. 3.

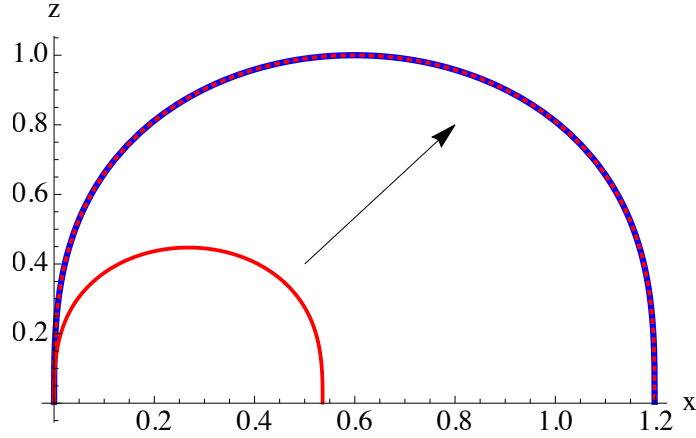


FIG. 4: The small red curve is $z_1(x)$ with $w_1 = 0.536$, and the large blue curve is $z_2(x)$ with $w_2 = 1.20$. The red dotted curve is $\frac{w_2}{w_1} z_1\left(\frac{w_1 x}{w_2}\right)$, which matches perfectly with $z_2(x)$.

In the subsequent two sections, we apply the above algorithm to explore the property of EoP over AdS_4 spacetime and RN-AdS black hole.

III. EOP FOR AdS_4

The EoP of a small configuration is completely determined by the asymptotic boundary, therefore it is worthwhile to study the EoP in pure AdS_4 . Compared with the case of AdS_3 , where the EoP can be obtained in terms of the analytical solution of the minimal surface [11], it is hard to analytically compute the EoP for AdS_4 since the analytical solution of the geodesics are too complicated to be practically used.

Following the algorithm outlined in the previous section, we numerically compute the EoP of AdS_4 . In pure AdS_4 the equation of motion for the minimal surface reads

$$z(x)z''(x) + 2z'(x)^2 + 2 = 0. \quad (15)$$

Notice that the above equation is invariant under $x \rightarrow \lambda x, z \rightarrow \lambda z$ due to the scaling symmetry of pure AdS_4 . Therefore $z_1(x)$ with width w_1 can be rescaled to $z_2(x)$ with width w_2 by $z_2(x) = w_2/w_1 z_1(w_1 x/w_2)$. This is verified with numerics in Fig. 4. In addition to that, the scaling symmetry of the area of the minimal surface also greatly simplifies the calculation of EoP. The HEE reads as

$$S_{\text{AdS}_4} = \int_{x_1}^{x_2} \frac{\sqrt{1 + z'(x)^2}}{z^2} dx. \quad (16)$$

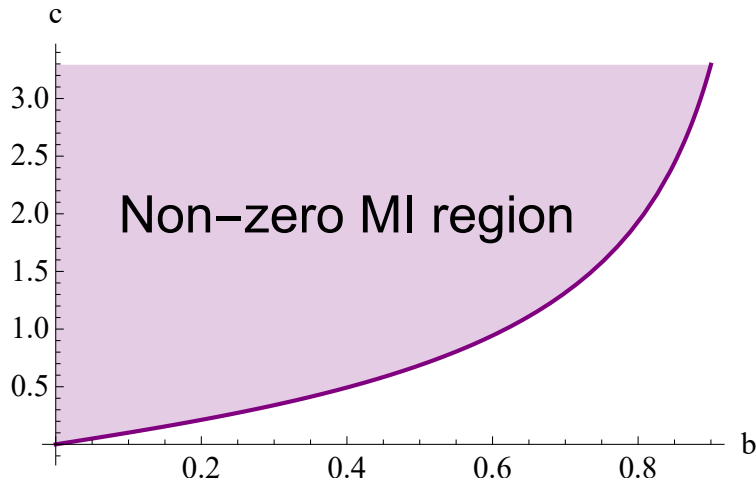


FIG. 5: The purple shaded region is the configuration space with non-zero MI for AdS₄.

It is then readily seen that $S_{\text{AdS}_4} \rightarrow S_{\text{AdS}_4}/\lambda$, and hence S_{AdS_4} has scaling dimension $[-1]$. Thanks to the scaling symmetry of S_{AdS_4} , one only need to numerically solve one curve, and then rescale it to any other cases in consideration. Obviously, the scaling symmetry can also simplify the computation of EoP for general AdS_d.

Subsequently, we work out the regions with non-zero MI since the EoP is only defined with non-zero MI. The bipartite configuration can be specified by $(1, b, c)$ due to the scaling symmetry. Using the scaling relation $S_{\text{AdS}_4} \sim 1/w$ we see that the non-zero MI requires⁵

$$\frac{1}{c} + 1 < \frac{1}{c+b+1} + \frac{1}{b}. \quad (17)$$

Solving (17) we obtain

$$(0 < b < 1) \wedge \left(c > \frac{1}{2} \sqrt{\frac{b^3 - 3b^2 - 5b - 1}{b - 1}} - \frac{1}{2}(b + 1) \right). \quad (18)$$

Therefore for pure AdS₄ the EoP is encoded in parameter space (b, c) satisfying (18) (see Fig. 5). Next we specifically explore the details of EoP.

We demonstrate the EoP behavior with configurations in Fig. 6, in which the EoP increases with c and decreases with b . This behavior can be understood since the entanglement usually decays with the increase of the separation, and increases with the increase of the size of sub-region.

⁵ Notice that after subtracting a common divergence $1/\epsilon$ with ϵ the cutoff, the non-zero part of the HEE is always negative. Hence (17) is required to obtain the non-zero MI.

We also notice that the MI is continuous, while the EoP undergoes a disentangling phase transition at the point where MI starts to vanish. Also, the EoP is always greater than one half of MI, which is one inequality that the EoP satisfies.

The above phenomena are actually the reflection of three important inequalities of EoP, which we will discuss in detail in section V. We also demonstrate the EoP E_W over the full parameter space (b, c) in Fig. 7.

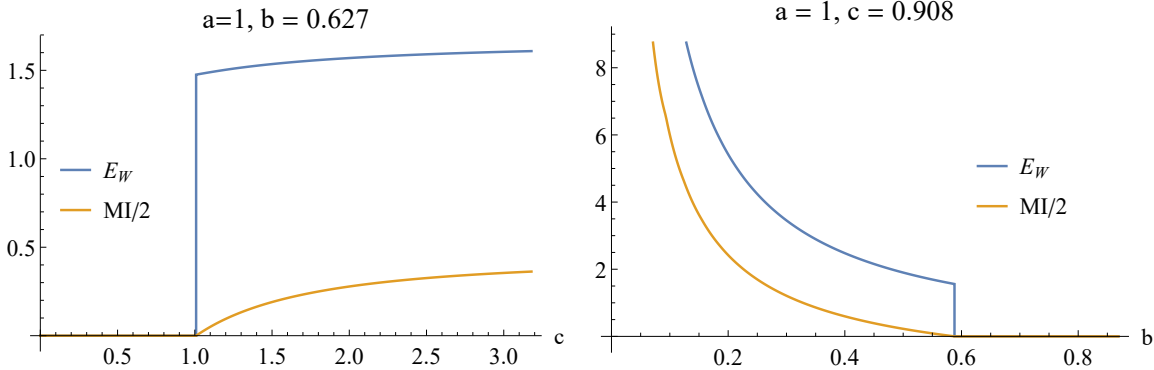


FIG. 6: Left plot: EoP and MI/2 along c at $(a, b) = (1, 0.627)$. Right plot: EoP and MI/2 along b at $(a, c) = (1, 0.908)$.

IV. EOP FOR ADS-RN BLACK HOLE

In this section, we explore the EoP over the background of AdS-RN black hole. First we discuss the EoP computation in AdS-RN black hole. And then we explore the EoP at small, intermediate, and large configurations respectively.

The AdS-RN black hole geometry reads as

$$ds^2 = \frac{1}{z^2} \left[-(1-z)U(z) dt^2 + \frac{dz^2}{(1-z)U(z)} + dx^2 + dy^2 \right], \quad (19)$$

$$A_t = \mu(1-z),$$

where $U(z) = 1 + z + z^2 - \mu^2 z^3$, and A_a is the gauge field. The asymptotic boundary is $z = 0$ and the horizon locates at $z = 1$. AdS-RN black hole is a two-parameter system (\tilde{T}, μ) with $\tilde{T} = \frac{6-\mu^2}{8\pi}$ the Hawking temperature, and μ the chemical potential. Moreover, the system is invariant under the rescaling $x_\alpha \rightarrow \lambda x_\alpha$ and $\mu \rightarrow \mu/\lambda$, $g_{\#\#} \rightarrow g_{\#\#}/\lambda^2$. Adopting μ as the scaling unit, the scaling-invariant system only has one free parameter $T = \tilde{T}/\mu$. We

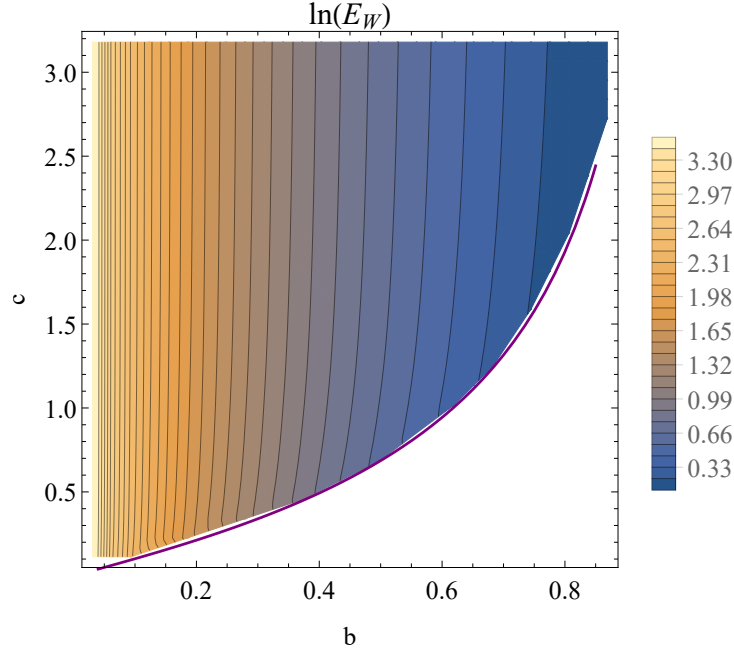


FIG. 7: The contour plot of $\ln E_W(b, c)$ over (b, c) space. The purple curve corresponds to the critical line of non-zero MI from the right plot of Fig. 5.

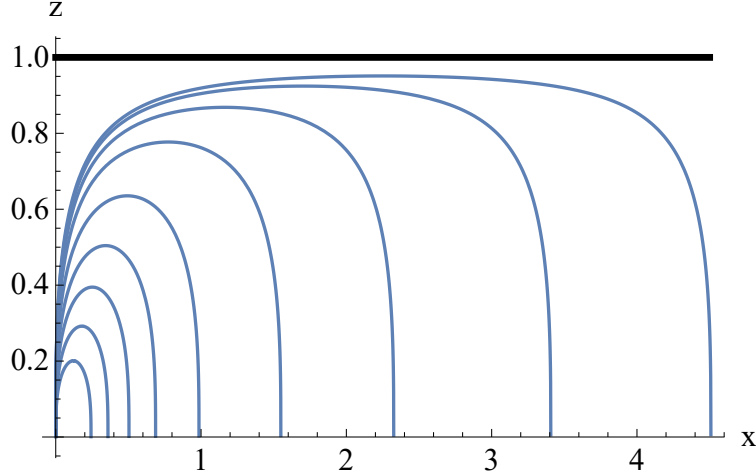


FIG. 8: Each blue curve is $z(x)$ with different widths, and the black horizontal line is the horizon of AdS-RN black hole. Apparently the curve approaches the horizon as w increases.

shall only focus on scaling-invariant quantities. The scaling-invariant width of a strip and HEE are $w \equiv \tilde{w}\mu$ and $S \equiv \tilde{S}/\mu$, respectively. Note that $\tilde{w} = \int dx$ and \tilde{S} represent the dimensionfull width and HEE, respectively.

The minimal surface in AdS-RN black hole has to be solved case by case since the global

scaling symmetry is lost. For a generic black hole system, the minimal surface approaches the horizon and becomes more singular as the width of the strip increases (Fig. 8), which poses two difficulties of solving the minimal surface. First, the numerical computation of geodesic and other related quantities could fail easily due to the coordinate singularity at the horizon. This difficulty can be overcome by implementing the following coordinate transformation in radial direction.

$$z \rightarrow 1 - \hat{z}^2, \quad (20)$$

where $z = 0 \leftrightarrow \hat{z} = 1$, $z = 1 \leftrightarrow \hat{z} = 0$. Second, the singular behavior of the minimal surface prevents us from solving arbitrarily large minimal surface. Despite the absence of large minimal surface, interesting behaviors can still be revealed by relatively small minimal surfaces.

A. Small Configurations

The EoP for small configurations is dominated by the asymptotic AdS geometry. The sub-leading terms come from the deviation from AdS, which results from the operator deforming the AdS. Therefore, the effect of deformation on small configuration EoP are encoded in sub-leading terms, which may be analyzed by near boundary expansion.

First we discuss the effect of temperature on HEE for small configurations. The expression (11) of AdS-RN black hole differs from the case of AdS₄ only at g_{zz} ,

$$\delta g_{zz} = \frac{1}{z^2} \frac{1}{(1-z)(1+z+z^2-\mu^2 z^3)} - \frac{1}{z^2} = \frac{z + \mu^2(1-z)z}{1 - z^3(1 + \mu^2(1-z))}. \quad (21)$$

At width \tilde{w} , the HEE of RN differs from HEE of AdS as,

$$\delta \tilde{S} = \tilde{S}^{(\text{AdS-RN})} - \tilde{S}^{(\text{AdS})} = \int_0^{\tilde{w}} \frac{z^2 z'(x)^2 \delta g_{zz} + 2z'(x) \delta z'(x)}{2z^2 \sqrt{z'(x)^2 + 1}} dx. \quad (22)$$

$\delta z(x)$ is the deformation of the minimal surface $z(x)$ in response to δg_{zz} , which has the following boundary condition,

$$\delta z(0) = 0, \quad \delta z(\tilde{w}) = 0. \quad (23)$$

Label

$$\delta \tilde{S}_1 \equiv \int \frac{z'(x)^2 \delta g_{zz}}{2\sqrt{z'(x)^2 + 1}} dx, \quad \delta \tilde{S}_2 \equiv \int \frac{z'(x) \delta z'(x)}{z^2 \sqrt{z'(x)^2 + 1}} dx. \quad (24)$$

$\delta\tilde{S}_1$ and $\delta\tilde{S}_2$ are the contribution to $\delta\tilde{S}$ from δg_{zz} and $\delta z(x)$, respectively.

We now argue that δS is mainly contributed from δS_1 . Eq. (22) shows that $\delta\tilde{S}$ is mainly contributed from near boundary region. Meanwhile the boundary condition (23) indicates that $\delta\tilde{S}_2$ may be small compared to $\delta\tilde{S}_1$. Numerical results in Fig. 9 show that $\delta\tilde{S}_2/\delta\tilde{S}_1 \sim 10^{-3}$ and $\partial_T\delta\tilde{S}_2/\partial_T\delta\tilde{S}_1 \sim 10^{-2}$ indeed. We can study the temperature effect on HEE by computing the area of the minimal surface from AdS₄ with metric from AdS-RN.

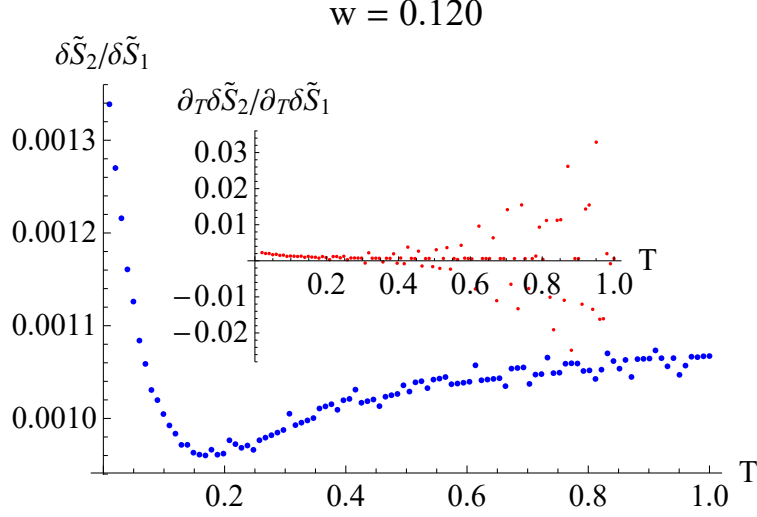


FIG. 9: The plot is $\delta\tilde{S}_2/\delta\tilde{S}_1$ vs T at $\tilde{w} = 0.120$; the inset is $\partial_T\delta\tilde{S}_2/\partial_T\delta\tilde{S}_1$ vs T .

We now explore the effect of temperature on HEE by studying

$$\left. \frac{\partial S}{\partial T} \right|_w. \quad (25)$$

The HEE for AdS-RN is,

$$S^{(\text{AdS-RN})} = S^{(\text{AdS})} + \delta S. \quad (26)$$

It is easily seen that $\frac{\partial S_{\text{AdS}}}{\partial T} = 0$, which leaves us with

$$\left. \frac{\partial S}{\partial T} \right|_w = \left. \frac{\partial \delta S}{\partial T} \right|_w = \left. \frac{\partial (\delta\tilde{S}/\mu)}{\partial \mu} \right|_w \frac{\partial \mu}{\partial T} = \left(\left. \frac{1}{\mu} \frac{\partial \delta\tilde{S}}{\partial \mu} \right|_w - \frac{\delta\tilde{S}}{\mu^2} \right) \frac{\partial \mu}{\partial T}. \quad (27)$$

Note also that

$$\frac{\partial \mu}{\partial T} = 4\pi \left[\left(1 + \frac{3}{8\pi^2 T^2} \right)^{-1/2} - 1 \right] < 0. \quad (28)$$

$\delta\tilde{S}$ is a function of \tilde{w} and μ : $\delta\tilde{S} = \delta\tilde{S}(\tilde{w}, \mu)$, therefore we have

$$\left. \frac{\partial \delta\tilde{S}}{\partial \mu} \right|_w = \left. \frac{\partial \delta\tilde{S}}{\partial \tilde{w}} \right|_{\mu} \frac{\partial \tilde{w}}{\partial \mu} + \left. \frac{\partial \delta\tilde{S}}{\partial \mu} \right|_{\tilde{w}} = -\frac{w}{\mu^2} \left. \frac{\partial \delta\tilde{S}}{\partial \tilde{w}} \right|_{\mu} + \left. \frac{\partial \delta\tilde{S}}{\partial \mu} \right|_{\tilde{w}}, \quad (29)$$

which follows from that $\left. \frac{\partial \tilde{w}}{\partial \mu} \right|_w = \left. \frac{\partial(w/\mu)}{\partial \mu} \right|_w = -\frac{w}{\mu^2}$. Remind that $\delta \tilde{S} \simeq \delta \tilde{S}_1$,

$$\begin{aligned} \left. \frac{\partial S}{\partial T} \right|_w &= \left(-\frac{w}{\mu^2} \left. \frac{\partial \delta \tilde{S}}{\partial \tilde{w}} \right|_\mu + \left. \frac{\partial \delta \tilde{S}}{\partial \mu} \right|_{\tilde{w}} - \frac{\delta \tilde{S}}{\mu^2} \right) \frac{\partial \mu}{\partial T} \\ &= \left[-\frac{w(\mu^2/2 + 1)}{\mu^3} \frac{\partial \Omega}{\partial \tilde{w}} + \left(\frac{1}{2} - \frac{1}{\mu^2} \right) \Omega + O(z^2) \right] \frac{\partial \mu}{\partial T}. \end{aligned} \quad (30)$$

with $\Omega \equiv \int \frac{z(x)z'(x)^2}{2\sqrt{z'(x)^2+1}} dx > 0$, and $O(z^2)$ represents the contribution from the second order expansion of z . The integral $\Omega \sim [\tilde{w}]^2$, therefore $\frac{\partial \Omega}{\partial \tilde{w}} = 2\Omega/\tilde{w}$. Hence (28) and (30) leads to that,

$$\left. \frac{\partial S}{\partial T} \right|_w = -\Omega \left(\frac{1}{2} + \frac{3}{\mu^2} \right) \frac{\partial \mu}{\partial T} > 0. \quad (31)$$

Therefore we arrive at the conclusion that $\partial_T S > 0$. This is also testified by numerical results in Fig. 10.

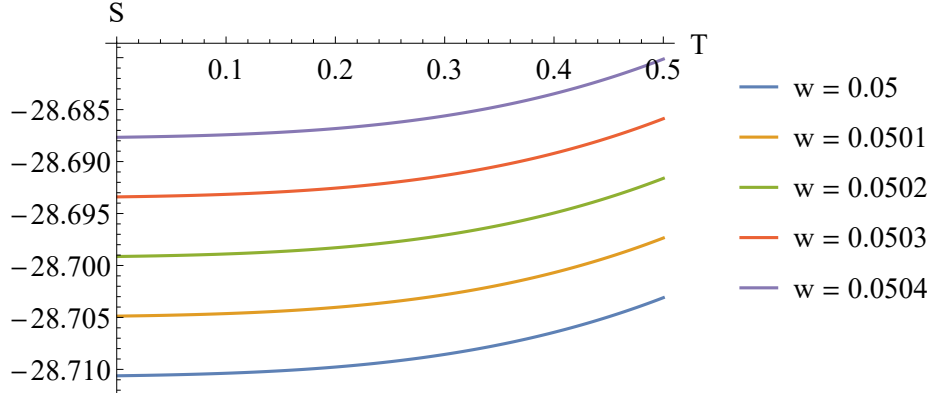


FIG. 10: HEE behavior with temperature at different widths.

Now we point out that EoP for small configurations monotonically increase with temperature as well. The EoP for small configurations of RN-AdS black hole can be expanded as

$$E_W^{(\text{AdS-RN})} = E_W^{(\text{AdS})} + \delta E_W, \quad (32)$$

where δE_W is the correction of AdS-RN to pure AdS₄. The geodesic for small configurations in AdS-RN can be seemed as unchanged compared with AdS case, as we argued above. Therefore, the δE_W can be expanded as

$$\delta E_W = \delta E_W^{(\text{csd})} + \delta E_W^{(\text{md})}, \quad (33)$$

where $\delta E_W^{(\text{csd})}$ is the contribution from deformation of the cross section, and $\delta E_W^{(\text{md})}$ is the contribution from the metric deformation. Since $E_W^{(\text{AdS})}$ is the area of the minimal cross section, any deformation to the cross section will only increase the EoP, therefore $\delta E_W^{(\text{csd})} \geq 0$. To minimize the δS is to take $\delta E_W^{(\text{csd})} = 0$, i.e., the minimal cross section of AdS₄ is the same as that of AdS-RN. Therefore the δE_W comes only from the metric deformation, following the same argument for $\partial_T S > 0$ we obtain $\partial_T E_W > 0$.

The above analysis can be directly applied to other black hole systems, since the deformation to AdS are associated with boundary conditions, which can be deduced from the boundary expansion. Despite the simple monotonic behavior in RN system, the EoP behavior with system parameter could be more diverse in other holographic models than in AdS-RN system.

For the intermediate ranges, however, we resort to numerical treatments.

B. Intermediate Configurations

Next we numerically compute the intermediate configurations EoP for AdS-RN black hole. We intend to investigate the behavior of EoP with temperature in a fixed configuration (a, b, c) and then consider the dependence of EoP on configuration parameters when the temperature is fixed.

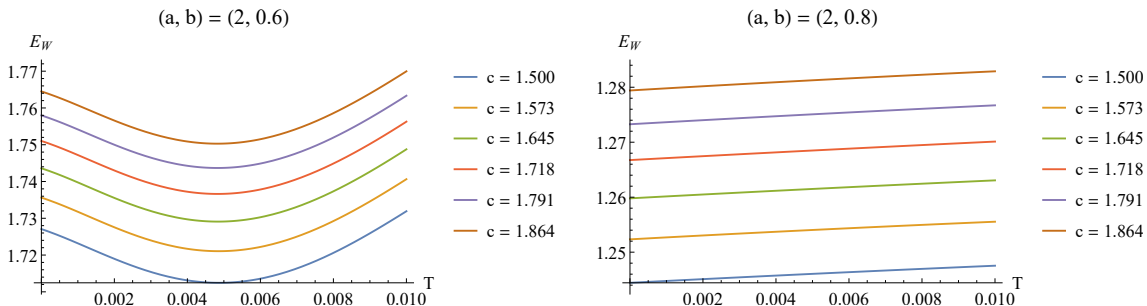


FIG. 11: EoP E_W vs T at various (a, b, c) . Different curves correspond to different c at $(a, b) = (2, 0.6)$ (left plot) and $(a, b) = (2, 0.8)$ (right plot).

Despite the monotonic temperature behavior for small configurations, EoP can be more diverse for intermediate ranges. Fig. 11 shows E_W vs T at different configurations. For $(a, b) = (2, 0.6)$, the EoP first decrease with temperature and then increase with temperature (see the left plot of Fig. 11); while for $(a, b) = (2, 0.8)$ EoP increases with tempera-

ture monotonically (see the right plot of Fig. 11). Therefore the temperature behavior is configuration-dependent.

The temperature behavior of EoP is more sensitive to the value of b than that of a and c . As we can see from Fig. 11, the parameters of the left plot and the right plot differ in the value of b ($b = 0.6$ for the left plot, $b = 0.8$ for the right plot); while the temperature behavior of EoP is qualitatively similar for different values of c in each plot. This is expected since the quantity of EoP is mainly contributed from the region near the tip of C_b . During phase transitions, however, the EoP could be sensitive to a and c since phase transition are usually accompanied by deformations of near horizon geometry, at which the $C_{a,b,c}$ locates.

Next we study the EoP dependence on configurations (see Fig. 12). Again, we find that E_W increases (decreases) with c (b), and EoP is always greater than one half of the MI. The disentangling phase transition of EoP can also be observed when MI starts to vanish.

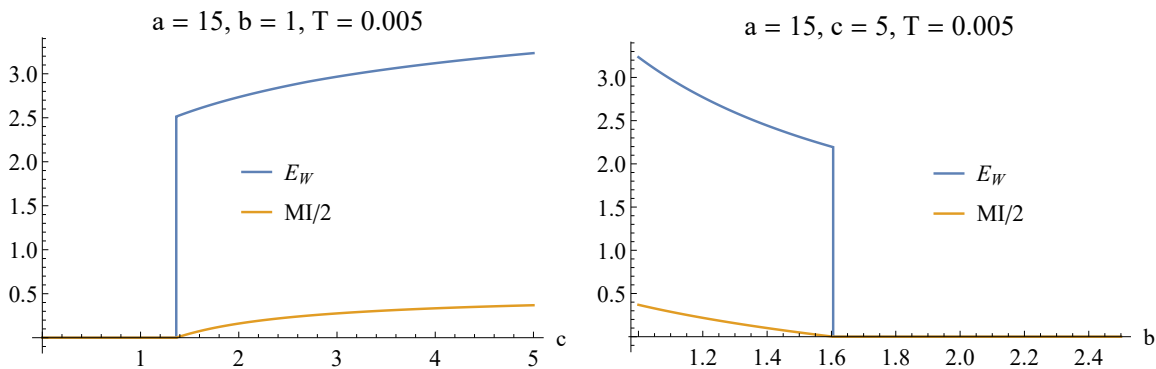


FIG. 12: EoP and $MI/2$ at different configurations. Left plot: E_W vs c at $(a, b, T) = (15, 1, 0.005)$. Right plot: E_W vs b at $(a, c, T) = (15, 5, 0.005)$.

C. Large Configurations

For large configurations, where (a, b, c) are all large, the EoP vanishes as the MI vanishes. The geodesics for large subregions are close to the horizon (see Fig. 8), hence the HEE will be dominated by the thermal entropy. Subsequently, the MI for large configurations must vanish⁶ and result in vanishing EoP. This property also naturally results from statistical mechanics. The EE are dominated by thermal entropy for large subregions, since the thermal

⁶ For large subregion the HEE diverges as volume law. The MI (2) vanishes since $S(A \cup B) = S(A) + S(B)$.

entropy diverges as volume law, while the EE diverges as area law. Therefore the density matrix of two separate large subsystems tends to be a product of thermal states of each subsystem, and leads to the vanishing of MI and EoP.

The EoP and MI also vanishes in high temperature limit. The high temperature limit $\mu \rightarrow 0$ indicates that a finite w corresponds to an infinite \tilde{w} . Therefore $C_a, C_b, C_c, C_{a,b,c}$ for finite (a, b, c) are all close to the horizon, and the corresponding HEE are again dominated by thermal entropy. The MI and EoP will vanish, following the explanation of the large configuration limit. Therefore it is the same gravitational nature that leads to the vanishing EoP in high temperature limit, and in large configuration limit. From the viewpoint of statistical mechanics, the total density matrix of bipartite systems at large temperatures can be approximated as direct products of the thermal density matrix of each subsystem. Therefore, the EoP and MI will vanish in high temperature limit.

V. GEOMETRICAL PROOF OF INEQUALITIES RELATED TO EOP

In [11] several inequalities related to EoP have been discussed and proved in global coordinates. The satisfaction of these inequalities for EoP is one of the major motivations for the proposal of holographic EoP. Here we prove three important inequalities of EoP directly in Poincaré coordinates. These inequalities have been verified by the numerical results for AdS₄ and AdS-RN black hole as presented in previous sections.

1.

$$E_W(a, b, c + \delta c) \geq E_W(a, b, c) \quad \text{with} \quad \delta c \geq 0 \quad (34)$$

For a fixed (a, b) , when increasing $c \rightarrow c + \delta c$, the $C_{a,b,c+\delta c}$ encapsulates larger region than $C_{a,b,c}$. Therefore, EoP will increase with c . The proof is quite transparent, as illustrated in Fig. 13. Suppose $l(c) > l(c')$, then $l(c) > l(c')^{(1)}$, which contradicts with the fact that $l(c)$ is the minimal cross section. Therefore, there must be $l(c) \leq l(c')$. This is equivalent to $E_W(\rho_{A(BC)}) \geq E_W(\rho_{AB})$ as discussed in [11].

2.

$$E_W(a, b + \delta b, c - \delta b) \leq E_W(a, b, c) \quad \text{with} \quad \delta b \geq 0 \quad (35)$$

This inequality says that when increasing b to b' with fixed $a + b + c$, the entanglement wedge of (a, b', c) is smaller than that for (a, b, c) . Therefore, EoP will decrease with

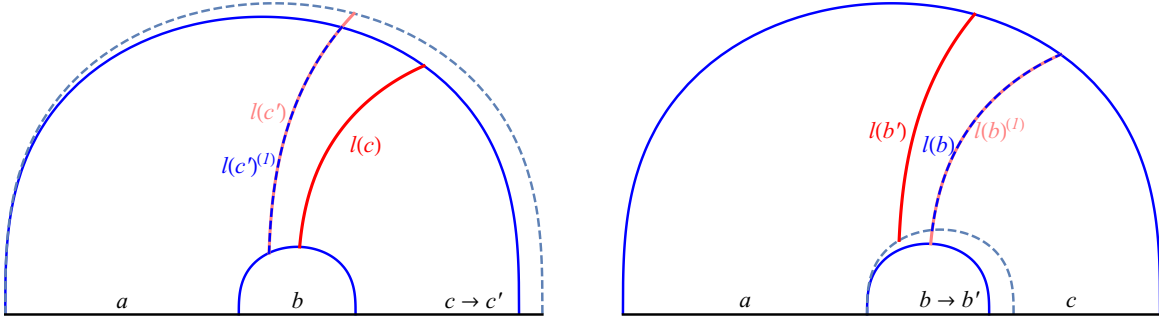


FIG. 13: Left plot: the cartoon for the proof of inequality (34). Two blue curves are C_b , $C_{a,b,c}$ respectively, and the dashed curve in light blue is $C_{a,b,c'}$. The red and pink curve are the minimal cross sections for (a, b, c) , (a, b, c') with EoP as $l(c)$, $l(c')$, respectively. The blue dashed curve is the segment of the minimal cross section for (a, b, c) with length $l(c')^{(1)}$. Right plot: the cartoon for the proof of inequality (35). Two blue curves correspond to C_b , $C_{a,b,c}$ respectively. The dashed light blue curve is $C_{a,b',c}$. The red and pink curve are the minimal cross sections for (a, b', c') , (a, b, c) with EoP as $l(b')$, $l(b)$, respectively. The blue dashed curve is the segment of the minimal cross section for (a, b, c) with length $l(b')^{(1)}$.

increasing b . If $l(b') > l(b)$, then $l(b') > l(b)^{(1)}$, which contradicts with the fact that $l(b')$ is the minimal cross section.

3. The relation to MI:

$$E_W(\rho_{AB}) = l_m^{(2)} \geq \frac{I(A:B)}{2} = \frac{1}{2}(l_1 + l_3 - l_2 - l_4). \quad (36)$$

The EoP $E_W(a, b, c) = l_m^{(2)}$ (the length of the red dashed curve in Fig. 14), which is a segment of l_m . Then we have the following relation,

$$E_W(\rho_{AB}) = l_m^{(2)} = l_m - l_m^{(1)} \geq l_m - \frac{l_2}{2} = \left(l_m + \frac{l_4}{2}\right) - \frac{l_4}{2} - \frac{l_2}{2}. \quad (37)$$

The first inequality in (37) is derived from $l_m^{(1)} \leq l_2/2$, which can be easily proved. Therefore the proof is completed if $l_m + \frac{l_4}{2} \geq \frac{l_1 + l_3}{2}$. This is readily seen if we break the l_4 into $l_4^{(1)}$ and $l_4^{(2)}$. It is seen that $l_4^{(1)} + l_m \geq l_1$, $l_4^{(2)} + l_m \geq l_3$. Therefore (36) is proved.

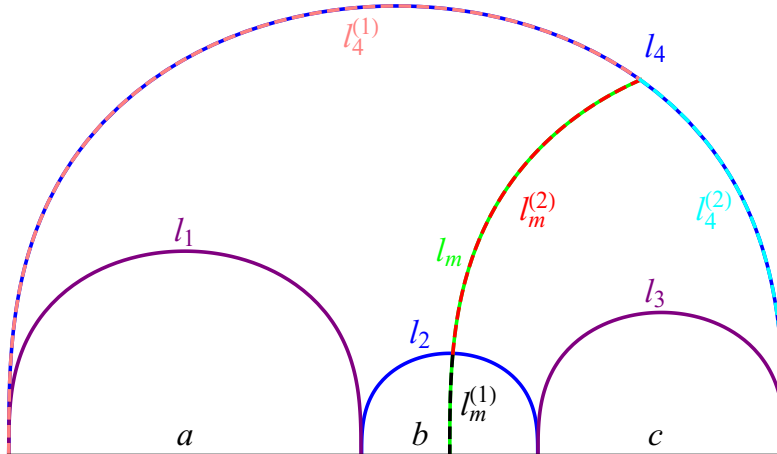


FIG. 14: A cartoon for the proof of inequality (36). Two purple curves are minimal surfaces with disconnected entanglement wedge, and two blue curves are minimal surfaces with connected entanglement wedge. l_1, l_2, l_3, l_4 are the lengths of the curves of the geodesic $C_a, C_b, C_c, C_{a,b,c}$ respectively. The green curve is the geodesic intersecting with C_b and $C_{a,b,c}$ from which the minimal cross section is obtained. The length of the green curve is l_m and the EoP of configuration (a, b, c) is $l_m^{(2)}$.

VI. DISCUSSION

We have investigated the EoP for general strip configurations in AdS_4 spacetime and RN-AdS black hole in this paper. In both cases we have found that EoP increases (decreases) with subregions (separation), and EoP is greater than half of the MI. For AdS_4 the scaling symmetry simplifies the computation. For RN-AdS black hole we study the EoP behavior for three different ranges of configurations: the EoP monotonically increase with temperature for small configurations; for intermediate configurations the temperature behavior of EoP depends on configurations; for large configuration, and also for high temperature limit, the EoP vanishes. Our work offers a general discussion on EoP in holographic black hole systems, which can inspire more investigations in the future. We point out several topics worthy of further exploration.

Using the content discussed in this paper, we can study the EoP in more general holographic systems. First, the discussion on EoP for AdS_4 can be immediately generalized to general AdS_d . Second, our algorithm can be applied to a general multi-partition configura-

tion on any homogeneous background. Moreover, general configuration EoP is also worthy to study, but this usually involves in solving complicated partial differential equations. More importantly, the intimate connection between entanglement and physics suggests that EoP is closely related to the physical properties of holographic systems. For example, the HEE exhibits interesting phenomena during a thermal phase transition [27]. It can be expected that EoP in these thermal phase transitions will also have important applications. For quantum phase transitions, we can expect that the system will exhibit novel behaviors in zero temperature limit, such as the scaling behavior of EoP in critical region. EoP can also be used to explore the properties of dynamic systems. We plan to explore above directions in the future.

Acknowledgments

We are very grateful to Peng-Xu Jiang, Wu-Zhong Guo, Long Chen, Wei-Jia Li for helpful discussions and suggestions. Peng Liu would like to thank Yun-Ha Zha for her kind encouragement during this work. This work is supported by the Natural Science Foundation of China under Grant No. 11575195, 11875053, 11805083, 11847055 and 11775036.

-
- [1] A. Osterloh, L. Amico, G. Falci, R. Fazio, “Scaling of Entanglement close to a Quantum Phase Transitions” *Nature* **416**, 608 (2002) [arXiv:0202029 [quant-ph]]
 - [2] L. Amico, R. Fazio, A. Osterloh and V. Vedral, “Entanglement in many-body systems” *Rev.Mod.Phys.* **80**, 517 (2008) [arXiv:0703044 [quant-ph]]
 - [3] Levin, Michael, and Xiao-Gang Wen. “Detecting topological order in a ground state wave function”. *Physical review letters* 96.11 (2006): 110405.
 - [4] Kitaev, Alexei, and John Preskill. “Topological entanglement entropy”. *Physical review letters* 96.11 (2006): 110404.
 - [5] S. Ryu and T. Takayanagi, “Holographic derivation of entanglement entropy from AdS/CFT,” *Phys. Rev. Lett.* **96**, 181602 (2006) [hep-th/0603001].
 - [6] A. Kitaev, “Hidden correlations in the hawking radiation and thermal noise,” (2014), talk given at the Fundamental Physics Prize Symposium, Nov. 10, 2014.

- [7] D. A. Roberts and B. Swingle, “Lieb-Robinson Bound and the Butterfly Effect in Quantum Field Theories,” *Phys. Rev. Lett.* **117**, no. 9, 091602 (2016) [arXiv:1603.09298 [hep-th]].
- [8] S. H. Shenker and D. Stanford, “Black holes and the butterfly effect,” *JHEP* **1403**, 067 (2014) [arXiv:1306.0622 [hep-th]].
- [9] R. Fan, P. Zhang, H. Shen and H. Zhai, “Out-of-Time-Order Correlation for Many-Body Localization,” arXiv:1608.01914 [cond-mat.str-el].
- [10] X. Dong, “The Gravity Dual of Renyi Entropy,” *Nature Commun.* **7**, 12472 (2016) [arXiv:1601.06788 [hep-th]].
- [11] T. Takayanagi and K. Umemoto, “Holographic Entanglement of Purification,” arXiv:1708.09393 [hep-th].
- [12] A. Donos and S. A. Hartnoll, *Nature Phys.* **9**, 649 (2013) [arXiv:1212.2998].
- [13] M. Blake, “Universal Charge Diffusion and the Butterfly Effect,” arXiv:1603.08510 [hep-th].
- [14] M. Blake, “Universal Diffusion in Incoherent Black Holes,” arXiv:1604.01754 [hep-th].
- [15] Y. Ling, P. Liu and J. P. Wu, *JHEP* **1710**, 025 (2017) [arXiv:1610.02669 [hep-th]].
- [16] Y. Ling, P. Liu and J. P. Wu, *Phys. Lett. B* **768**, 288 (2017) [arXiv:1610.07146 [hep-th]].
- [17] A. R. Brown, D. A. Roberts, L. Susskind, B. Swingle and Y. Zhao, *Phys. Rev. D* **93**, no. 8, 086006 (2016) [arXiv:1512.04993 [hep-th]].
- [18] A. R. Brown, D. A. Roberts, L. Susskind, B. Swingle and Y. Zhao, *Phys. Rev. Lett.* **116**, no. 19, 191301 (2016) [arXiv:1509.07876 [hep-th]].
- [19] S. Chapman, H. Marrochio and R. C. Myers, *JHEP* **1701**, 062 (2017) [arXiv:1610.08063 [hep-th]].
- [20] Vidal, G. and Werner, R.F., 2002. “A computable measure of entanglement”, *Physical Review A*, 65(3), p.032314. quant-ph:0102117
- [21] K. Umemoto and Y. Zhou, *JHEP* **1810**, 152 (2018) [arXiv:1805.02625 [hep-th]].
- [22] R. Q. Yang, C. Y. Zhang and W. M. Li, arXiv:1810.00420 [hep-th].
- [23] Nielsen, Michael A., and Isaac Chuang. ”Quantum computation and quantum information.” (2002): 558-559.
- [24] Horodecki, R., Horodecki, P., Horodecki, M., Horodecki, K. (2009). Quantum entanglement. *Reviews of modern physics*, 81(2), 865.
- [25] Terhal, B.M., Horodecki, M., Leung, D.W. and DiVincenzo, D.P., 2002. “The entanglement of purification. ” *Journal of Mathematical Physics*, 43(9), pp.4286-4298.

- [26] N. Bao and I. F. Halpern, JHEP **1803**, 006 (2018) [arXiv:1710.07643 [hep-th]].
- [27] R. G. Cai, L. Li, L. F. Li and R. Q. Yang, Sci. China Phys. Mech. Astron. **58**, no. 6, 060401 (2015) [arXiv:1502.00437 [hep-th]].