

Gradient Boosting to Boost the Efficiency of Hydraulic Fracturing

Ivan Makhotin · Dmitry Koroteev ·
Evgeny Burnaev

Received: date / Accepted: date

Abstract In this paper we present a data-driven model for forecasting the production increase after hydraulic fracturing (HF). We use data from fracturing jobs performed at one of the Siberian oilfields. The data includes features, characterizing the jobs, and a geological information. To predict an oil rate after the fracturing machine learning (ML) technique was applied. The ML-based prediction is compared to a prediction based on the experience of reservoir and production engineers responsible for the HF-job planning. We discuss the potential for further development of ML techniques for predicting changes in oil rate after HF.

Keywords Hydraulic Fracturing · Machine Learning · Decision Trees · Gradient Boosting

1 Introduction and Motivation

This research is inspired by a practical issue of companies operating oilfields. The issue is related to a need for an adequate forecasting of the efficiency of hydraulic fracturing jobs [1, 10, 14, 19]. An accurate prediction in terms of extra oil production allows performing reliable estimation of efficiency of investment in HF programs. Planning of HF programs typically includes two major parts. First is a selection of candidate wells for performing the HF jobs, and second is detailed planning of the jobs for each selected wellbore or a set of wellbores. The recent practice also includes planning the HF for newly drilled directional wells. Basically it is quite common when multistage HF is considered as an essential part of well

I. Makhotin
Skolkovo Institute of Science and Technology
E-mail: Ivan.Makhotin@skoltech.ru

D. Koroteev
Skolkovo Institute of Science and Technology
E-mail: D.Koroteev@skoltech.ru

E. Burnaev
Skolkovo Institute of Science and Technology
E-mail: E.Burnaev@skoltech.ru

completion. This paper covers a novel approach for the second part of HF program planning. It is well known, that uncertainty within a geological model of a hydrocarbon reservoir is a key source of risks at decision making for all the levels of field development planning workflows. Planning of a particular well stimulation job is not an exemption [12]. This operation is typically based on a combination of physics-driven modelling of geomechanics and hydrodynamics of fracturing [8, 16] and further reservoir modeling with updated transport properties of near well-bore computational cells. The update of transport properties is typically driven by an experience-based workflows formalized in an internal document of operating companies. There are engineering approaches combining the reservoir modeling and fracture modeling (see [11] for example) and the approaches already including machine learning for reservoir modeling [15].

A real example of utilization of the workflow described in the paragraph above is shown in Figure 1. The scatter captures 270 wells from one of the West Siberian oilfields fractured in a period of 2013 to 2016. The scatter contains wells with production history. One can immediately see that correlation between forecast and reality is very weak and errors in the forecast result in sufficient inaccuracy in forecast of financial efficiency of the well stimulation program. Also, one can see that predictions below 5 tons are thrown away despite indeed there are many wells which have actual average production rate below 5 tons. Moreover, one can spot a dense field of data points in a vicinity of 17 to 18 tons/day in the predicted values. This concentration reflects some bias of the experience-based forecasting which is likely related to a certain threshold of planned marginal profit out of the fractional job.

In many cases machine learning allow handling the forecasting problems for cases when accuracy of physics-driven or empirical models is limited by uncertainties of their input parameters and can provide fast approximation, or the so-called surrogate models, to estimate selected properties based on the results of real measurements (for details, see [4]). Surrogate models are a well-known way of solving various industrial engineering problems including oil industry [2, 3, 9, 13, 17, 18, 20].

This particular study shows the potential of the machine learning in a case when we do not know the exact values characterizing the geological and physical state of the formation targeted for a hydraulic fracturing but have a history of fracturing jobs conducted in the wells of the same oilfield.

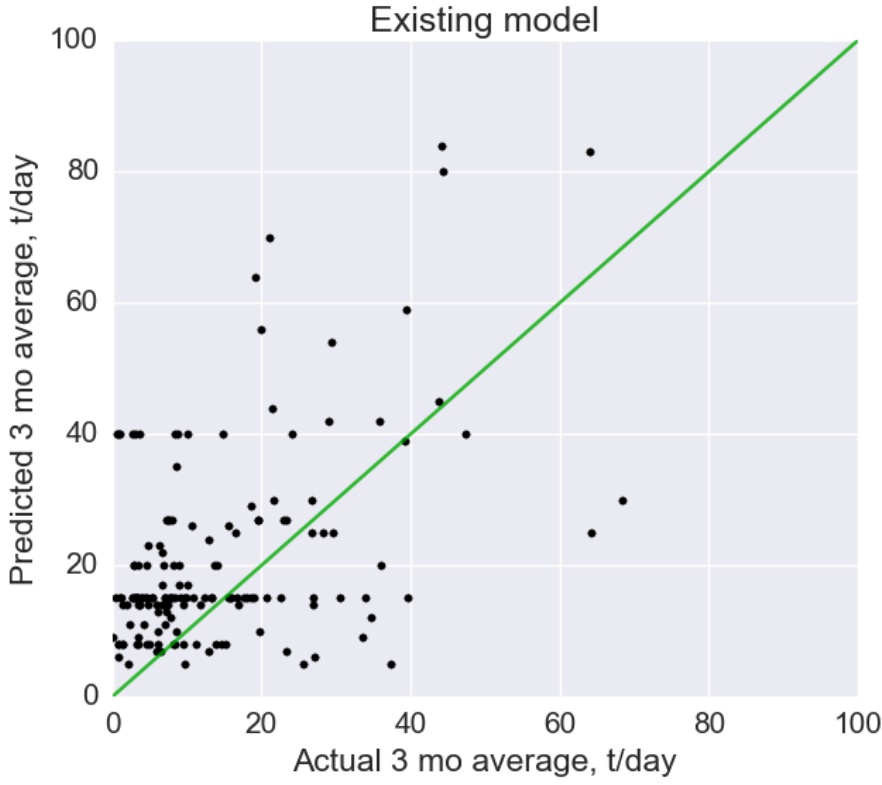


Fig. 1 Prediction of extra production VS real data

2 Methods

The main purpose was to obtain an approximation $\hat{F}(x)$ of the function $F(x)$ mapping x to y , using the training set $\{x_i, y_i\}_{i=1}^n$. Here $x \in \mathbb{R}^d$ is a vector of d parameters which describes fracturing job and geology of a well, y is an oil rate per day averaged for three months after corresponding HF. Having the loss function $L(\hat{F}(x), y)$ the goal is to minimize estimation of expected value of the loss over the joint distribution of all (x, y) values. In practice we use an empirical distribution, i.e. we would like construct

$$\hat{F} = \underset{F}{\operatorname{argmin}} \hat{\mathbb{E}}_{x,y} L(F(x), y) = \underset{F}{\operatorname{argmin}} \frac{1}{n} \sum_{i=1}^n L(F(x_i), y_i).$$

Gradient boosting [7] is one of the machine learning algorithms for regression and it proved itself to be robust, reliable and sufficiently accurate for engineering applications. Gradient boosting combines M weak estimators h_m into a single

strong estimator F_M in an iterative way:

$$F_M(x) = \sum_{m=1}^M b_m h_m(x, a_m), \quad b_m \in \mathbb{R}, \quad a_m \in A,$$

$$Q_M = \sum_{i=1}^N L(y_i, F_{M-1}(x_i) + b_M h_M(x_i, a_M)) \rightarrow \min_{b_M, a_M}.$$

The gradient boosting algorithm improves on F_{M-1} by constructing new weak estimator h_M and adding it to the general model with appropriate coefficient b_M . The idea is to apply gradient descent and fit new weak estimator on gradient of loss function:

$$\nabla Q = \left[\frac{\partial Q}{\partial F_{m-1}}(x_i) \right]_{i=1}^n, \quad F_m = F_{m-1} - b_m \nabla Q, \quad b_m \in \mathbb{R},$$

$$a_m = \arg \min_{a \in A} \sum_{i=1}^n (\nabla Q_i - h(x_i, a))^2.$$

Finally we find b_m with a simple one-dimensional optimization

$$b_m = \arg \min_{b \in \mathbb{R}} \sum_{i=1}^n L(y_i, F_{m-1} - b h(x_i, a)).$$

Trees of small depth are used as weak estimators. We tuned the number of iterations M and maximal tree depth using cross-validation. Gradient boosting over decision trees is known to produce a relatively high accuracy forecasts while operating with datasets having even significant amount of missing data, which is the case for this study.

We divided input parameters for our machine learning model into five groups:

1. General Information: Well number, fracturing job date, time when treatment started, zone, contractor (company), supervisor name (from contractor side), supervisor name (from client side), fracturing status (initial fracturing or re-fracturing), well status (new drill or old well), completion type (cemented or open hole), number of stages,
2. Job Parameters: flow rate, pad volume, total volume of gelled fluid pumped, maximal concentration of proppant, proppants (at 1st to 4th stage of frac job) manufacturers, proppants mesh sizes and volumes, data-frac pumped (Yes/No), fracture closure gradient (kPa/m), instantaneous shut-in pressure gradient, fracture net pressure, maximal wellhead treating pressure, average wellhead treating pressure, actual - planned flush (0 if equal, 1 if positive, -1 if negative), screen-out (Yes/No),
3. Fluid Parameters: gel type (Guar, HPG,), gel loading (kg/m³), types and amounts of breakers, types and amounts of X-Linkers used at different stages.
4. Calculated HF parameters: Estimated fracture height (m), Estimated fracture length (m), Estimated fracture width (mm).
5. Geological data: Clay factor (relative units), porosity (%), thickness of gas saturated part (m), reservoir thickness (m), thickness of the target interval (m), length of horizontal part of the wellbore (m), oil saturation (%), thickness of oil-saturated interval (m), sand content (%), permeability (mD), reservoir compartmentalization index, reservoir bottom depth (m).

The target value is oil rate per day averaged for three months after corresponding HF. One can see histograms of the selected parameters in appendix in Fig. 5.

The dataset contains many categorical parameters. To transform these parameters in a numeric form we used one-hot-encoding approach. This approach allows to transform a categorical parameter to a boolean vector. Each position in that vector is associated with corresponding unique category. Categorical parameter can be encoded as such vector with one at corresponding position and zeros in the others. After that we obtain a final input vector x as a concatenation of a vector with all available numeric parameters and all vectors which encode categorical features. To avoid dimensionality explosion this approach makes sense if categorical parameter has small number of unique values and so $d < n$.

All samples are split into the training set (80%) and the test set (20%). We fit the model using samples from the training set and calculate an average error using the test set. For more accurate generalization ability estimation, one can randomly divide samples in train/test subsets several times and average the error with respect to this divisions as well. In this paper we provide the average error estimated using 50 random splits. As the error measure we considered MAE and Pearson correlation coefficient, here

$$MAE = \frac{1}{n} \sum_{i=1}^n |\hat{y}_i - y_i|.$$

3 Results

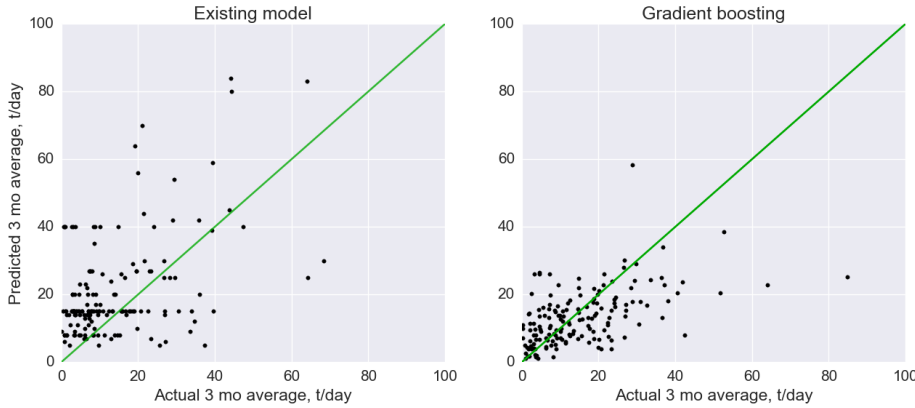


Fig. 2 Existing model vs gradient boosting model (20% test)

Predictions of the existing empirical model for 20% of the cases are depicted in the left plot (see Fig. 2). In the right plot we depicted predictions of the gradient boosting model also for 20% of the samples, other 80% were used for model training. One can see that the machine learning model has much higher forecasting

Table 1 Comparison of models performance. Metrics on 20% test averaged by 50 random train\test splits. For existing model metrics has been calculated over all known predictions.

	Existing model	Gradient Boosting
MAE	12.23	9.68
PEARSON CORR. COEFF.	0.47	0.63

ability. This can be seen by comparing the average error and the correlation of predictions with the existing model (see Table 1).

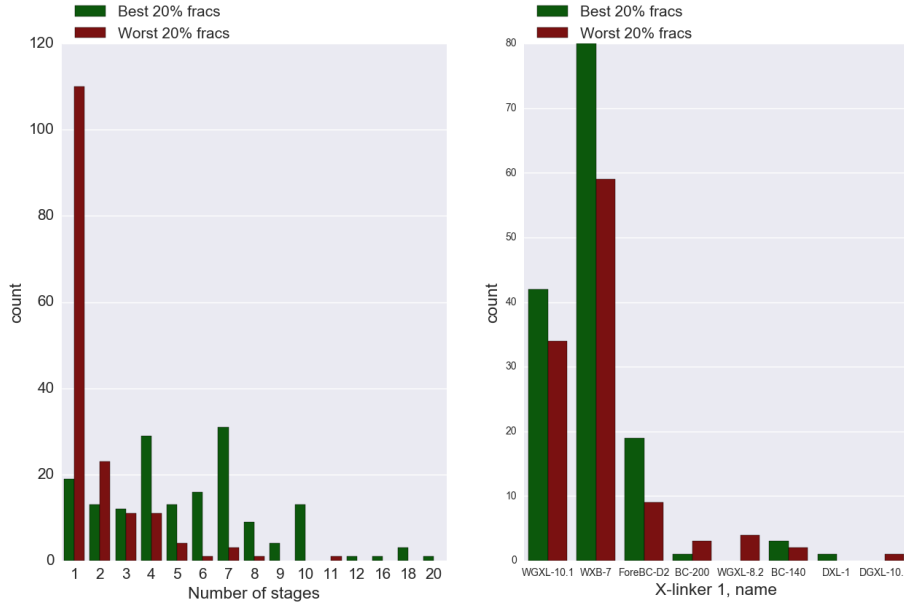


Fig. 3 Number of stages and X-linker for best/worst

Purely statistical observations can give some valuable insights about the data. For example, in Fig. 3 and Fig. 4 one can see the distribution of categorical features for either best (in terms of extra oil after the fracturing job) 20% fracs or worst 20% fracs. In Fig. 3 left plot shows that fracs with many stages are more successful than others. An interesting observation is that seven stage fracturing looks optimal in terms of gaining a maximal amount of extra oil and with ten stage fracturing one can expect no poorly producing wells. Right plot shows, for example, that with WGXL-8.2 and DGXL-10.1 X-linker there are only the worst fracs and perhaps one should exclude them.

In Fig. 4 left plot shows that contractor C provides the most successful fracturing services and contractor A is the worst one in terms of relative quality. But the actual differences are relatively small and can be interpreted that success does not strongly depend on the contractor. Also in the right plot, one can see which

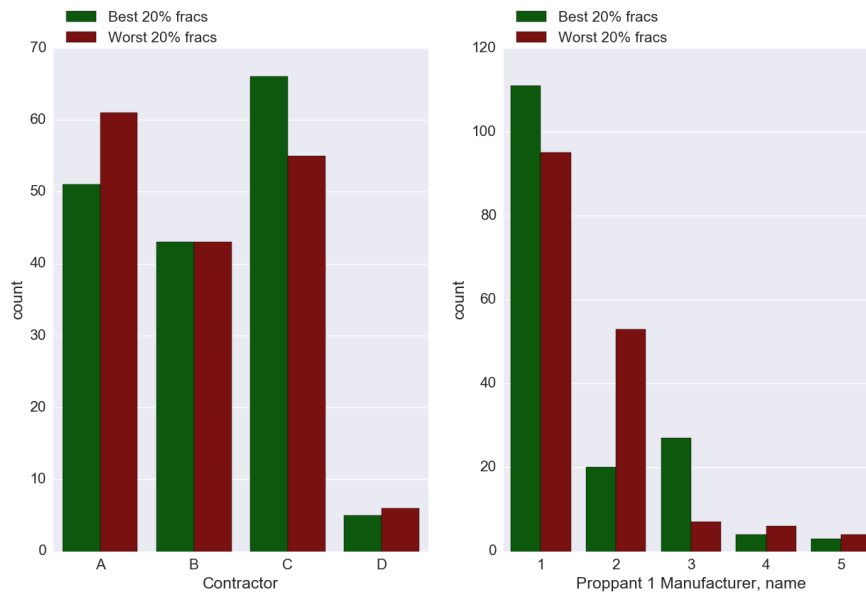


Fig. 4 Contractor and proppant manufacturer for best/worst

proppant manufacturer is better. The names of proppant manufacturers and contractors were changed for reasons of confidentiality.

4 Conclusions and Discussion

One can spot (see Fig. 2), that the experience-based model tends to overestimate production rates over the whole range of the actual flow rates, while the gradient boosting generates underestimates at the high flow rates. The gradient boosting behaves like this because it targets exactly minimizing the average error and there are very few samples of high flow rate cases within the training and validation sets. From the economical stand point, the authors believe that such performance of the gradient boosting based model is rather safe as it allows managing the expectations of an outcomes of a HF job in a conservative manner.

In the overall, the paper demonstrates usability and a very high potential of machine learning technologies as a tool for prediction of hydraulic fracturing efficiency. This is just a first effort of bringing the modern big data techniques to the well stimulation optimization. Authors believe that this is just an initial step in this directions. There are multiple ways of improvement of the existing models. They include an accurate assessment of prediction error e.g. using nonparametric confidence measures [5, 6], precise selection of objective function for optimization of the algorithms, comparing different training routines, applying smart algorithms for filling the gaps in the initial data and assessing the data quality, performing feature engineering, detailed comparison with other machine learning methods. It is rather obvious, that further improvement of data-driven forecasting algorithms and data collection systems will make machine learning a true game-changer for the upstream technologies resulting in sufficient optimization of the technological and economical side of the processes generating real data.

Appendix

There are histograms for several selected variables in Fig. 5. One can see that in historical data, the HFs were made for several zones and with different contractors. The most of hydraulic fracturing jobs are single-stage. The remaining parameters are distributed without any significant anomalies.

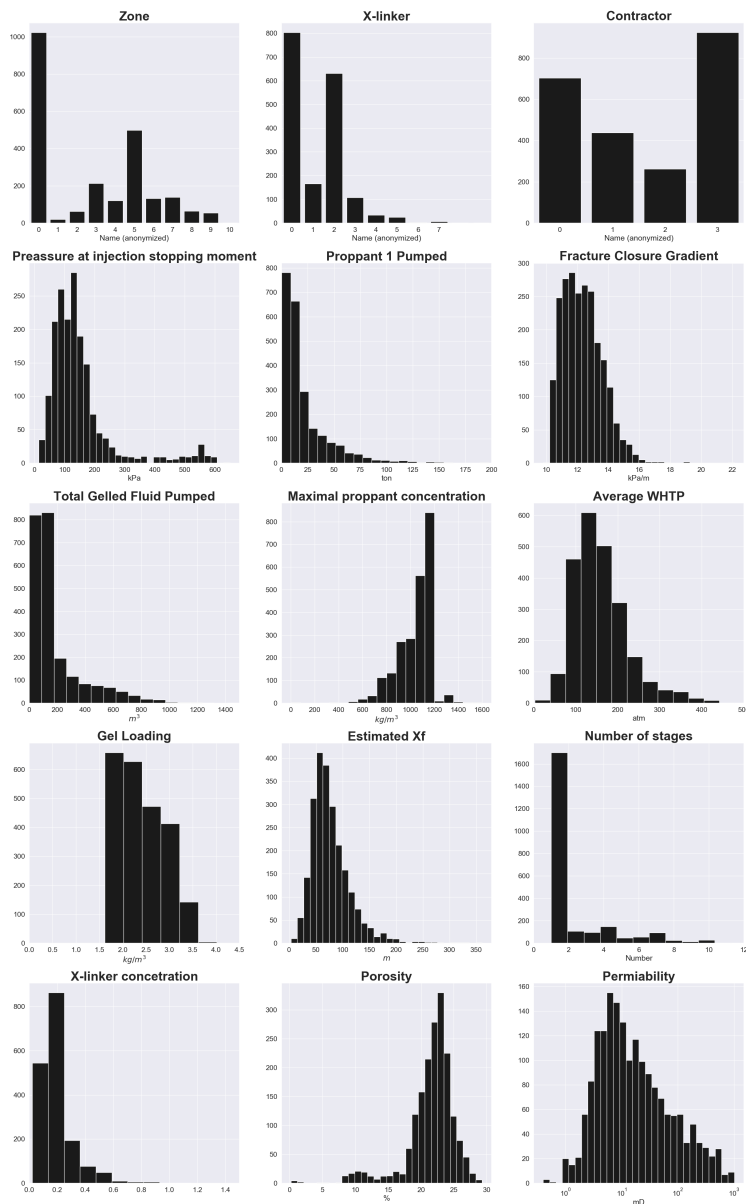


Fig. 5 Distributions of the selected parameters in the initial dataset

References

1. Agarwal, R.G., Carter, R.D., Pollock, C.B.: Evaluation and performance prediction of low-permeability gas wells stimulated by massive hydraulic fracturing. *Journal of Petroleum Technology* **31**(03), 362–372 (1979)

2. Alestra, S., Kapushev, E., Belyaev, M., Burnaev, E., Dormieux, M., Cavailles, A., Chaillot, D., Ferreira, E.: Surrogate models for spacecraft aerodynamic problems. In: Proceedings of the joint WCCM - ECCM - ECFD 2014 Congress, 20-25 July, Barcelona, Spain (2014)
3. Belyaev, M., Burnaev, E., Kapushev, E., Alestra, S., Dormieux, M., Cavailles, A., Chaillot, D., Ferreira, E.: Building data fusion surrogate models for spacecraft aerodynamic problems with incomplete factorial design of experiments. *Advanced Materials Research* **1016**, 405–412 (2014)
4. Belyaev, M., Burnaev, E., Kapushev, E., Panov, M., Prikhodko, P., Vetrov, D., Yarotsky, D.: Gtapprox: Surrogate modeling for industrial design. *Advances in Engineering Software* **102**, 29 – 39 (2016). DOI <https://doi.org/10.1016/j.advengsoft.2016.09.001>. URL <http://www.sciencedirect.com/science/article/pii/S0965997816303696>
5. Burnaev, E., Nazarov, I.: Conformalized kernel ridge regression. In: 2016 15th IEEE International Conference on Machine Learning and Applications (ICMLA), pp. 45–52 (2016). DOI 10.1109/ICMLA.2016.0017
6. Burnaev, E., Vovk, V.: Efficiency of conformalized ridge regression. In: M.F. Balcan, V. Feldman, C. Szepesvri (eds.) *Proceedings of The 27th Conference on Learning Theory, Proceedings of Machine Learning Research*, vol. 35, pp. 605–622. PMLR, Barcelona, Spain (2014). URL <http://proceedings.mlr.press/v35/burnaev14.html>
7. Friedman, J.H.: Greedy Function Approximation: A Gradient Boosting Machine. *The Annals of Statistics* **29(5)**, 1189–1232 (2001)
8. Fu, P., Johnson, S.M., Carrigan, C.R.: An explicitly coupled hydrogeomechanical model for simulating hydraulic fracturing in arbitrary discrete fracture networks. *Journal for Numerical and Analytical Methods in Geomechanics* **37(14)**, 2278–2300 (2013)
9. Grihon, S., Burnaev, E., Belyaev, M., Prikhodko, P.: Surrogate modeling of stability constraints for optimization of composite structures. In: *Surrogate-Based Modeling and Optimization*, pp. 359–391. Springer (2013)
10. Guo, G., Evans, R.D.: Inflow performance and production forecasting of horizontal wells with multiple hydraulic fractures in low-permeability gas reservoirs. In *SPE Gas Technology Symposium*. Society of Petroleum Engineers. (1993)
11. Ji, L., Settari, A., Sullivan, R.B.: A novel hydraulic fracturing model fully coupled with geomechanics and reservoir simulation. *SPE Journal* **14(03)**, 423–430 (2009)
12. Kissinger, A., et al.: Hydraulic fracturing in unconventional gas reservoirs: risks in the geological system, part 2. *Environmental earth sciences* **70(8)**, 3855–3873 (2013)
13. Klyuchnikov, N., Zaytsev, A., Gruzdev, A., Ovchinnikov, G., Antipova, K., Ismailova, L., Muravleva, E., Burnaev, E., Semenikhin, A., Cherepanov, A., Koryabkin, V., Simon, I., Tsurgan, A., Krasnov, F., Koroteev, D.: Data-driven model for the identification of the rock type at a drilling bit. *arXiv e-prints arXiv:1806.03218* (2018)
14. Meng, H.Z., Brown, K.E.: Coupling of production forecasting, fracture geometry requirements and treatment scheduling in the optimum hydraulic fracture design. In *Low Permeability Reservoirs Symposium*. Society of Petroleum Engineers. (1987)

15. Mohaghegh, S.D.: Reservoir simulation and modeling based on artificial intelligence and data mining (AI&DM). *Journal of Natural Gas Science and Engineering* **3(6)**, 697–705 (2011)
16. Osipov, A.A.: Fluid mechanics of hydraulic fracturing: A review. *Journal of Petroleum Science and Engineering* (2017)
17. Sterling, G., Prikhodko, P., Burnaev, E., Belyaev, M., Grihon, S.: On approximation of reserve factors dependency on loads for composite stiffened panels. *Advanced Materials Research* **1016**, 85–89 (2014)
18. Sudakov, O., Burnaev, E., Koroteev, D.: Driving Digital Rock towards Machine Learning: predicting permeability with Gradient Boosting and Deep Neural Networks. *arXiv e-prints arXiv:1803.00758* (2018)
19. Sun, J., Schechter, D., Huang, C.K.: Sensitivity analysis of unstructured meshing parameters on production forecast of hydraulically fractured horizontal wells. In *Abu Dhabi International Petroleum Exhibition and Conference*. Society of Petroleum Engineers. (2015)
20. Temirchev, P., Simonov, M., Kostoev, R., Burnaev, E., Oseledets, I., Akhmetov, A., Margarit, A., Sitnikov, A., Koroteev, D.: Deep Neural Networks Predicting Oil Movement in a Development Unit. *arXiv e-prints arXiv:1901.02549* (2019)