

A Composable Coreset for k -Center in Doubling Metrics*

Sepideh Aghamolaei¹ and Mohammad Ghodsi²

¹*Department of Computer Engineering, Sharif University of Technology, aghamolaei@ce.sharif.edu*
²*Department of Computer Engineering, Sharif University of Technology, School of Computer Science, Institute for Research in Fundamental Sciences (IPM), ghodsi@sharif.edu*

Abstract

A set of points P in a metric space and a constant integer k are given. The k -center problem finds k points as *centers* among P , such that the maximum distance of any point of P to their closest centers (r) is minimized.

Doubling metrics are metric spaces in which for any r , a ball of radius r can be covered using a constant number of balls of radius $r/2$. Fixed dimensional Euclidean spaces are doubling metrics. The lower bound on the approximation factor of k -center is 1.822 in Euclidean spaces, however, $(1 + \epsilon)$ -approximation algorithms with exponential dependency on $\frac{1}{\epsilon}$ and k exist.

For a given set of sets P_1, \dots, P_L , a *composable coreset* independently computes subsets $C_1 \subset P_1, \dots, C_L \subset P_L$, such that $\cup_{i=1}^L C_i$ contains an approximation of a measure of the set $\cup_{i=1}^L P_i$.

We introduce a $(1 + \epsilon)$ -approximation composable coreset for k -center, which in doubling metrics has size sublinear in $|P|$. This results in a $(2 + \epsilon)$ -approximation algorithm for k -center in MapReduce with a constant number of rounds in doubling metrics for any $\epsilon > 0$ and sublinear communications, which is based on parametric pruning.

We prove the exponential nature of the trade-off between the number of centers (k) and the radius (r), and give a composable coreset for a related problem called dual clustering. Also, we give a new version of the parametric pruning algorithm with $O(\frac{nk}{\epsilon})$ running time, $O(n)$ space and $2 + \epsilon$ approximation factor for metric k -center.

1 Introduction

Coresets are subsets of points that approximate a measure of the point set. A method of computing coresets on big data sets is composable coresets. Composable coresets [28] provide a framework for adapting constant factor approximation algorithms to streaming and MapReduce models. Composable coresets summarize distributed data so that the scalability is increased while keeping the desirable approximation factor and time complexity.

There is a general algorithm for solving problems using coresets which known by different names in different settings: mergeable summaries [1] and merging in a tree-like structure [3] for streaming $(1 + \epsilon)$ -approximation algorithms, small space (divide and conquer) for constant factor approximations in streaming [22], and composable coresets in MapReduce [28]. A consequence of using constant factor approximations instead of $(1 + \epsilon)$ -approximations with the same merging

*The preliminary version of this paper has appeared in Proceedings of the 30th Canadian Conference on Computational Geometry, (CCCG 2018) [5]

method is that it can add a $O(\log n)$ factor to the approximation factor of the algorithm on an input of size n .

Composable coresets [28] require only a single round and sublinear communications in the MapReduce model, and the partitioning is done arbitrarily.

Definition 1 (Composable Coreset). *A composable coreset on a set of sets $\{S_i\}_{i=1}^L$ is a set of subsets $C(S_i) \subset S_i$ whose union gives an approximation solution for an objective function $f : (\cup_{i=1}^L S_i) \rightarrow \mathbf{R}$. Formally, a composable coreset of a minimization problem is an α -approximation if*

$$f(\cup_i S_i) \leq f(\cup_i C(S_i)) \leq \alpha \cdot f(\cup_i S_i),$$

for a minimization problem. The maximization version is similarly defined.

A *partitioned composable coreset* is a composable coreset in which the initial sets are a partitioning, i.e. sets $\{S_i\}_{i=1}^L$ are disjoint. Using Gonzalez’s algorithm for k -center [21], Indyk, et al. designed a composable coreset for a similar problem known as the diversity maximization problem [28]. Other variations of composable coresets are randomized composable coresets and mapping coresets. Randomized composable coresets [35] share the same divide and conquer approach as other composable coresets and differ from composable coresets only in the way they partition the data. More specifically, randomized composable coresets, randomly partitioning the input, as opposed to other composable coresets which make use of arbitrary partitioning. Mapping coresets [8] extend composable coresets by adding a mapping between coreset points and other points to their coresets and keep almost the same amount of data in all machines. Algorithms for clustering in ℓ^p norms using mapping coresets are known [8]. Further improvements of composable coresets for diversity maximization [28] include lower bounds [4] and multi-round composable coresets in metrics with bounded doubling dimension [10].

Metric k -center is an NP-hard problem for which 2-approximation algorithms that match the lower bound for the approximation factor of this problem are known [39, 21]. Among approximation algorithms for k -center is a parametric pruning algorithm, based on the minimum dominating set [39]. In this algorithm, an approximate dominating set is computed on the disk graph of the input points. The running time of the algorithm is $O(n^3)$. The greedy algorithm for k -center requires only $O(nk)$ time [21] and unlike the algorithm based on the minimum dominating set [39], uses r -nets [25]. A $(1 + \epsilon)$ -approximation coreset exists for k -center [6] with size exponentially dependent on $\frac{1}{\epsilon}$.

Let the optimal radius of k -center for a point set P be r . The problem of finding the smallest set of points that cover P using radius r is known as the *dual clustering problem* [11].

Metric dual clustering (of k -center) has an unbounded approximation factor [11]. In Euclidean metric, there exists a streaming $O(2^d d \log d)$ -approximation algorithm for this problem [11]. Also, any α -approximation algorithm for the minimum disk/ball cover problem gives a 2-approximation coreset of size αk for k -center, so 2-approximation coresets of size $(1 + \epsilon)k$ exist for this problem [31]. A greedy algorithm for dual clustering of k -center has also been used as a preprocessing step of density-based clustering (DBSCAN) [17]. Implementing DBSCAN efficiently in MapReduce is an important problem [26, 13, 19, 36, 29].

Randomized algorithms for metric k -center and k -median in MapReduce [16] exist. These algorithms take α -approximation offline algorithms and return $(4\alpha + 2)$ -approximation and $(10\alpha + 3)$ -approximation algorithms for k -center and k -median in MapReduce, respectively. The round complexity of these algorithms depends on the probability of the algorithm for finding a good approximation.

Current best results on metric k -center in MapReduce have 2 rounds and give the approximation factor 4 [33]. However, a 2-approximation algorithm exists if the cost of the optimal

solution is known [27]. Experiments in [34] suggest that running Gonzalez’s algorithm on a random partitioning and an arbitrary partitioning results in the same approximation factor.

In doubling metrics, a $(2 + \epsilon)$ -approximation algorithm exists that is based on Gonzalez’s greedy algorithm [9]. The version with outliers has also been discussed [9, 15].

Warm-Up

Increasing the size of coresets in the first step of computing composable coresets can improve the approximation factor of some problems. The approximation factor of k -median algorithm of [22] is $2c(1+2b)+2b$, where b and c are the approximation factors of k -median and weighted k -median, respectively. This algorithm computes a composable coreset, where a coreset for k -median is the set of k medians weighted by the number of points assigned to each median.

A pseudo-approximation for k -median finds $k + O(1)$ median and has approximation factor $1 + \sqrt{3} + \epsilon$ [30]. Using a pseudo-approximation algorithm in place of k -median algorithms in the first step of [22], it is possible to achieve a better approximation factor for k -median using the same proof as [22]. Since any pseudo-approximation has a cost less than or equal to the optimal solution; replacing them will not increase the cost of clustering.

The approximation factor using [12] as weighted k -median coresets is 91.66, while the best k -median algorithm would give a 99.33 factor using the same algorithm ($b = 1 + \sqrt{3}$). The lower bound on the approximation factor of this algorithm using the same weighted k -median algorithm but without pseudo-approximation is 63.09 ($b = 1 + \frac{2}{e}$).

Contributions

We give a $(1+\epsilon)$ -approximation coreset of size $(\frac{4}{\epsilon})^{1+2b}k$ for k -center in metric spaces with doubling dimension b . Using composable coresets, our algorithm generalizes to MapReduce setting, where it becomes a $(1+\epsilon)$ -approximation coreset of size $(\frac{4}{\epsilon})^{1+2b} \frac{n}{m} k$, given memory m , which is sublinear in the input size n .

Conditions	Approx.	Reference
Metric k -center:		
$O(1)$ -rounds	4	[33] (greedy), Theorem 6 (parametric pruning)
$O(\log_{1+\epsilon} \Delta)$ rounds	$2 + \epsilon$	[27] (parametric pruning)
Lower bound	2	offline [39]
Doubling metrics:		
$O(1)$ -rounds	$2 + \epsilon$	[9] (greedy), Theorem 4 (parametric pruning)
Lower bound	1.822	[18]
Dual clustering:		
General metrics	$O(\log n)$	min dominating set [39], composable coreset [28]
Doubling metrics	$O(1)$	Theorem 1

Table 1: Summary of results for k -center and dual clustering in MapReduce. Δ is the diameter of the point-set.

Using the composable coreset for dual clustering, we find a $(2 + \epsilon)$ -approximation composable coreset for k -center, which has a sublinear size in metric spaces with constant doubling dimension. More specifically, if an α -approximation exists for doubling metrics, our algorithm provides $(\alpha + \epsilon)$ -approximation factor. It empirically improves previous metric k -center algorithms [33, 34] in MapReduce. A summary of results on k -center is shown in Table 1. Note that for the MapReduce

model, each round can take a polynomial amount of time, however, the space available to each machine is sublinear.

Our algorithm achieves a trade-off between the approximation factor and the size of coreset (see fig. 1). The approximation factor of our algorithm and the size of the resulting composable coreset for L input sets are $\alpha = 2 + \epsilon$ and $kL\beta$, respectively. This trade-off is the main idea of our algorithm.

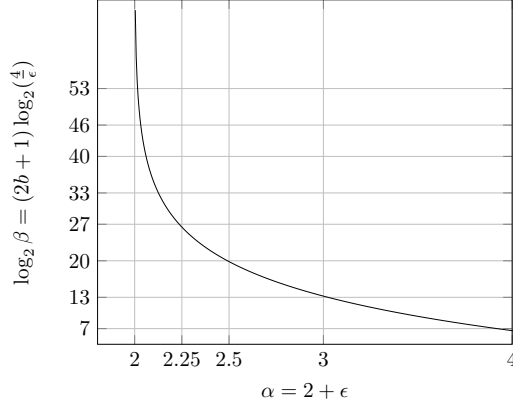


Figure 1: Space-approximation factor trade-off of our α -approx. coreset of size βkL for k -center in Euclidean plane.

Our composable coresets give single-pass streaming algorithms and 1-round approximation algorithms in MapReduce with sublinear communication, since each coreset is communicated once, and the size of the coreset is constant.

2 Preliminaries

First, we review some basic definitions, models and algorithms in computational geometry and MapReduce.

2.1 Definitions

Some geometric definitions and notations are reviewed here, which have been used in the rest of the paper.

Definition 2 (Metric Space). *A (possibly infinite) set of points P and a distance function $d(.,.)$ create a metric space if the following three conditions hold:*

- $\forall p, q \in P \quad d(p, q) = 0 \Leftrightarrow p = q$
- $\forall p, q \in P \quad d(p, q) = d(q, p)$
- $\forall p, q, t \in P \quad d(p, q) + d(q, t) \geq d(p, t)$, known as *triangle inequality*

Metrics with bounded doubling dimension are called *doubling metrics*. Constant dimension Euclidean spaces under ℓ^p norms and Manhattan distance are examples of doubling metrics.

Doubling constant [23] of a metric space is the number of balls of radius r that lie inside a ball of radius $2r$. The logarithm of doubling constant in base 2 is called *doubling dimension*. Many

algorithms have better approximation factors in doubling metrics compared to general metric spaces. The doubling dimension of Euclidean plane is $\log_2 7$.

Definition 3 (Doubling Dimension [23]). *For any point x in a metric space and any $r \geq 0$, if the ball of radius $2r$ centered at x can be covered with at most 2^b balls of radius r , we say the doubling dimension of the metric space is b .*

k -Center is an NP-hard clustering problem with clusters in shapes of d -dimensional balls.

Definition 4 (Metric k -Center [39]). *Given a set P of points in a metric space, find a subset of k points as cluster centers C such that*

$$\forall p \in P, \min_{c \in C} d(p, c) \leq r$$

and r is minimized.

The best possible approximation factor of metric k -center is 2 [39].

Geometric intersection graphs represent intersections between a set of shapes. For a set of disks, their intersection graph is called a disk graph.

Definition 5 (Disk Graph). *For a set of points P in a metric space with distance function $d(., .)$ and a radius r , the disk graph of P is a graph whose vertices are P , and whose edges connect points with distance at most $2r$.*

Definition 6 (Dominating Set). *Given a graph $G = (V, E)$, the smallest subset $Q \subset V$ is a minimum dominating set, if $\forall v \in V, v \in Q \vee \exists u \in Q : (v, u) \in E$.*

We define the following problem as a generalization of the dual clustering of [11] by removing the following two conditions: the radius of balls is 1, and the set of points are in \mathbf{R}^d .

Definition 7 (Dual Clustering). *Given a set of points P and a radius r , the dual clustering problem finds the smallest subset of points as centers (C), $C \subset P$ such that the distance from each point to its closest center is at most r .*

2.2 An Approximation Algorithm for Metric k -Center

Here, we review the parametric pruning algorithm of [39] for metric k -center.

Algorithm 1 Parametric Pruning for k -Center [39]

Input: A metric graph $G = (V, E)$, an integer k

Output: A subset $C \subset V, |C| \leq k$

Sort E such that $e_1 \leq e_2 \leq \dots \leq e_{|E|}$.

$G' = (V, E') \leftarrow (V, \emptyset)$

for $i = 1, \dots, |E|$ **do**

$E' \leftarrow E' \cup \{e_i\}$

Run algorithm 2 on G' .

if $|IS| \leq k$ **then return** IS

Using this algorithm on a metric graph G , a 2-approximation for the optimal radius r can be determined. In algorithm 1, edges are added by increasing order of their length until reaching r . Given this radius, another graph (G') is built, where edges exist between points within distance at most r of each other.

Algorithm 2 Approximate dominating set of G [39]

Input: A metric graph $G' = (V, E)$ **Output:** A subset $C \subset V$ $G'^2 \leftarrow G'$ **for** $\forall(u, t), (t, v) \in E$ **do** Add (u, v) to G'^2 .Find a maximal independent set IS of G'^2 **return** IS

Hence, by definition, a minimum dominating set of G' is an optimal k -center of G . Every cluster is a star in G' which turns into a clique in G'^2 . Therefore, a maximal independent set of G'^2 chooses at most one point from each cluster. Algorithm 2 computes G'^2 and returns a maximal independent set of G'^2 .

Computing a maximal independent set takes $O(|E|)$ time. The graph G'^2 in Algorithm 2 only changes in each iteration of Algorithm 1 around the newly added edge, so, updating the previous graph and IS takes $O(n)$ time. Therefore, the time complexity of Algorithm 1 is $O(|E| \cdot n) = O(n^3)$.

3 A Coreset for Dual Clustering in Doubling Metrics

In this section, we prove a better approximation offline coreset for the dual clustering problem. Our method is based on Algorithm 1 which first builds the disk graph with radius r , then covers this graph using a set of stars. We prove the maximum degree of those stars is D^2 , where D is the doubling constant. The result is an approximation algorithm for dual clustering in doubling metrics.

3.1 Algorithm

We add a preprocessing step to Algorithm 1 to find a better approximation factor for k -center and dual clustering problems.

Algorithm 3 A Coreset for k -Center

Input: A set of points P , an integer k or a radius r **Output:** A subset $C \subset P, |C| \leq k$ **if** k is given in the input **then** Compute a 2-approximation solution for k -center (radius r). $E \leftarrow$ all pairs of points with distance at most $r/2$.Run algorithm 2 on $G = (P, E)$ to compute IS .**return** IS

3.2 Analysis

Unlike in general metric spaces, k -center in doubling metrics admits a space-approximation factor trade-off. More specifically, doubling or halving the radius of k -center changes the number of points in the coreset by a constant factor since the degrees of vertices in the minimum dominating set are bounded in those metric spaces.

Lemma 1. For each cluster C_i of Algorithm 3 with radius r' , the maximum number of points $(\Delta + 1)$ from C_i that are required to cover all points inside C_i with radius $r'/2$ is at most D^2 , i.e.

$$(\Delta + 1) \leq D^2,$$

where D is the doubling constant of the metric space.

Proof. Assume a point $p \in IS$ returned by Algorithm 3. By the definition of doubling metrics, there are D balls of radius $r'/2$ centered at b_1, \dots, b_D called B_1, \dots, B_D that cover the ball of radius r' centered at p , called B .

$$\forall q \in B, \exists B_i, i = 1, \dots, D : d(p, b_i) \leq r'/2$$

Repeating this process for each ball B_i results in a set of at most D balls $(B'_{i,1}, \dots, B'_{i,D})$ of radius $r'/4$ centered at $b'_{i,1}, \dots, b'_{i,D}$.

$$\forall q \in B'_{i,j}, d(b'_{i,j}, q) \leq r'/4$$

Choose a point $p_{i,j} \in P \cap B'_{i,j}$. Using triangle inequality,

$$\begin{aligned} \forall q \in B'_{i,j}, d(p_{i,j}, q) &\leq d(p_{i,j}, b'_{i,j}) + d(b'_{i,j}, q) \\ &\leq r'/4 + r'/4 = r'/2. \end{aligned}$$

We claim any minimal solution needs at most one point from each ball $B'_{i,j}$. By contradiction, assume there are two point $p_{i,j}, q'$ in the minimal solution that lie inside a ball $B'_{i,j}$. After removing q' , the ball with radius $r'/2$ centered at $p_{i,j}$ still covers $B'_{i,j}$, since:

$$\begin{aligned} \forall q \in P, \exists B_i, B'_{i,j} \ni q, p_{i,j} \\ d(q, p_{i,j}) &\leq d(q, b'_{i,j}) + d(b'_{i,j}, p_{i,j}) \\ &\leq r'/4 + r'/4 = r'/2. \end{aligned}$$

Then we have found a point (q') whose removal decreases the size of the solution, which means the solution was not minimal. So, the size of any minimal set of points covering B is at most D^2 . \square

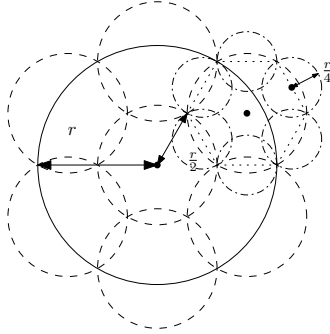


Figure 2: Applying the doubling dimension bound twice (Lemma 1).

Lemma 2. In a metric space with doubling constant D , if a dual clustering with radius r has k points, then a dual clustering with radius $r/2$ exists which has D^2k points.

Proof. Let p be a center in the k -center problem. Based on the proof of Lemma 1, there are Δ vertices adjacent to p that cover the points inside the ball of radius r centered at p , using balls of radius $r/2$ and a ball of radius $r/2$ centered at p . By choosing all these vertices as centers, it is possible to cover all input points P with radius $r/2$. Using the same reasoning for all clusters, it is possible to cover all points using $(\Delta + 1)k$ centers. Using the bound in Lemma 1, these are D^2k centers. \square

Theorem 1. *The approximation factor of Algorithm 3 is D^2 for the dual clustering.*

Proof. Since the radius of balls in Lemma 2 is at most the optimal radius for k -center, the approximation factor of dual clustering is the number of points chosen as centers divided by k , which is D^2 . \square

Theorem 2. *The approximation factor of the coresset for k -center in Algorithm 3 is 2^{-R} and its size is $D^{2(R+1)}k$.*

Proof. Applying Lemma 2 halves the radius and multiplies the number of points by D^2 . So, applying this lemma R times gives $(D^2)^{R+1}k$ points since it might be the case that in the first step of the algorithm the optimal radius was found, and we divided it by 2. The radius remains $\frac{r}{2^R}$ because of the case where we had found a 2-approximation. \square

Theorem 3. *Algorithm 3 given $(\frac{4}{\epsilon})^{2 \log_2 D} k$ as input, is a $(1 + \epsilon)$ -approximation coresset of size $(\frac{4}{\epsilon})^{2 \log_2 D} k$ for the k -center problem.*

Proof. For $R = \lceil \log_2 \frac{2}{\epsilon} \rceil$, the proof of Theorem 2 gives $(\frac{4}{\epsilon})^{2 \log_2 D}$ points and radius $r\epsilon$. Assume O is the set of k centers returned by the optimal algorithm for point-set P , and C is the set of centers returned by running the optimal algorithm on the coresset of P . For any point $p \in P$, let o be the center that covers p and c be the point that represents o in the coresset. Using triangle inequality:

$$d(p, c) \leq d(p, o) + d(o, c) \leq r + r\epsilon = (1 + \epsilon)r$$

So, computing a k -center on this coresset gives a $(1 + \epsilon)$ -approximation. \square

4 A Composable Core-Set for k -Center in Doubling Metrics

Our general algorithm for constructing coresets based on dual clustering has the following steps:

- Compute the cost of an approximate solution (X).
- Find a composable coresset for dual clustering with cost X .
- Compute a clustering on the coresset.

In this section, we use this general algorithm for solving k -center.

Algorithm 4 k -Center

Input: A set of sets of points $\cup_{i=1}^L S_i$, a k -center algorithm**Output:** A set of k centers

- 1: Run a k -center algorithm on each S_i to find the radius r_i .
 - 2: Run Algorithm 2 on the disk graph of each set S_i with radius $\frac{\epsilon r_i}{2}$ locally to find $C(S_i)$.
 - 3: Send $C(S_i)$ to set 1 to find the union $\cup_i C(S_i)$.
 - 4: Run a 2-approximation k -center algorithm on $\cup_{i=1}^L C(S_i)$ to find the set of centers C .
 - 5: **return** C .
-

4.1 Algorithm

Knowing the exact or approximate value of r , we can find a single-round $(2 + \epsilon)$ -approximation for metric k -center in MapReduce. Although the algorithm achieves the aforementioned approximation factor, the size of the coreset and the communication complexity of the algorithm depend highly on the doubling dimension.

Based on the running time of Algorithm 2 and Gonzalez's algorithm, the running time of Algorithm 4 is $\sum_i [O(k \cdot |S_i|) + O(|S_i|^2)] + O(k \sum_i |C(S_i)|) = O(kn)$. Since the sum of running times of machines is of the same order as the best sequential algorithm, Algorithm 4 is a work-efficient parallel algorithm.

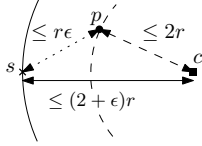


Figure 3: The dominating set on $\cup_i C(S_i)$ covers $\cup_i S_i$ with radius $(2 + \epsilon)r$ (Theorem 4).

We review the following well-known lemma:

Lemma 3. *For a subset $S \subset P$, the optimal radius of the k -center of S is at most twice the radius of the k -center of P .*

Proof. Consider the set of clusters O_i in the optimal k -center of P centered at $c_i, i = 1, \dots, k$ with radius r . If $c_i \in S$, then the points of $O_i \cap S$ are covered by c_i with radius r , as before. Otherwise, select an arbitrary point in $O_i \cap S$ as the new center c'_i . Using the triangle inequality on c_i, c'_i and any point $p \in O_i \cap S$:

$$d(p, c'_i) \leq d(p, c_i) + d(c_i, c'_i) \leq r + r = 2r$$

Since c'_i was covered using c_i with radius r . So, the set $S \cap O_i$ can be covered with radius $2r$. Note that since we choose at most one point from each set, the number of new centers is at most k . \square

Theorem 4. *The approximation factor of Algorithm 4 is $2 + \epsilon$ for metric k -center.*

Proof. Let r be the optimal radius of k -center for $\cup_i S_i$. Since $\cup_i C(S_i) \subset \cup_i S_i$, using Lemma 3, the radius of k -center for $\cup_i C(S_i)$ is at most $2r$. The radius of k -center inside each set S_i is at most $2r$ for the same reason. The algorithm computes a covering S_i with balls of radius $r_i \epsilon / 2$. Based on the fact that offline k -center has 2-approximation algorithms and the triangle inequality,

the approximation factor of the algorithm proves to be $(2 + \epsilon)$ -approximation (Figure 3). Let $p = \arg \min_{p \in \cup_i C(S_i)} \text{dist}(s, p)$, then

$$\begin{aligned} \forall s \in S_i \exists c \in C, d(s, c) &\leq d(s, p) + d(p, c) \leq r' + r_i \epsilon / 2 \\ &\leq 2r + 2r\epsilon / 2 = (2 + \epsilon)r \end{aligned}$$

where r' is the radius of the offline k -center algorithm on C . □

4.2 Analysis

Lemma 4. *In a metric space with doubling constant D , the union of dual clusterings of radius r computed on sets S_1, \dots, S_L is a $(L \times D^{2 \log_2 \frac{8}{\epsilon}})$ -approximation for the dual clustering of radius $r(1 + \epsilon)$ of their union $(\cup_{i=1}^L S_i)$.*

Proof. Each center in the dual clustering with radius r of $P = (\cup_{i=1}^L S_i)$ has at most Δ adjacent vertices covered by this center. Consider a point $p \in P$ covered by center c in a solution for P . If p and c belong to the same set S_i , assign p to c . Otherwise, pick any point that was previously covered by c as the center that covers p .

While this might increase the radius by a factor 2, it does not increase the number of centers in each set. Since the algorithm uses radius $\epsilon.r/2$, it increases the number of centers to $D^{2 \log_2 \frac{8}{\epsilon}} k$ (based on Theorem 2 for $R = \frac{4r}{\epsilon r/2}$) but keeps the approximation factor of the radius to $1 + \epsilon$. There are L such sets, so the size of the coreset is $L \times D^{2 \log_2 \frac{8}{\epsilon}} k$. □

Theorem 5. *Algorithm 4 returns a coreset of size $O(kL)$ for k -center in metric spaces with fixed doubling dimension.*

Proof. The coreset of each set S_i has a radius r_i varying from the optimal radius ($r = r_i$) to $2\beta.r$, where β is the approximation factor of the offline algorithm for k -center. Clearly, the lower bound holds because any radius is at least as much as the optimal (minimum) radius, which means $r \leq r_i$; and Lemma 3 when applied to $S_i \subset \cup_i S_i$, yields the upper bound.

$$r \leq r_i \leq 2\beta.r \Rightarrow \frac{r\epsilon}{4\beta} \leq \frac{r_i\epsilon}{4\beta} \leq \frac{\epsilon r}{2}$$

Reaching value $r\epsilon$ requires applying Theorem 4 at most $\log_2 \frac{4\beta}{\epsilon}$ times.

The size of the resulting coreset is therefore at most

$$(4^{\log_2 D})^{\log_2 \frac{4\beta}{\epsilon}} kL = \left(\frac{4\beta}{\epsilon}\right)^{2(\log_2 D)} kL.$$

Here, we use the best approximation factor for metric k -center ($\beta = 2$), which gives a coreset of size $(\frac{8}{\epsilon})^{2(\log_2 D)} kL = O(kL)$ for fixed ϵ . □

4.3 Generalized Approximation Factor

We prove that any 2-approximation algorithm that does not choose a center from the points of another center can be used instead of Gonzalez's algorithm in the MapReduce algorithm of [33], and a similar proof will give the approximation factor 4. Algorithm 5 shows the generalized algorithm.

Theorem 6. *Algorithm 5 given an α -approximation metric k -center algorithm with $\alpha \geq 2$ which does not choose a center from the points of another cluster, finds a 2α -approximation solution.*

Algorithm 5 Generalized Metric k -Center in MapReduce

Input: A set of sets of points $\cup_{i=1}^L S_i$ **Output:** A set of k centers

- 1: Run a k -center algorithm on each S_i to find the radius r_i and the set of centers $C(S_i)$.
 - 2: Send $C(S_i)$ to set 1 to find the union $\cup_i C(S_i)$.
 - 3: Run a 2-approximation k -center algorithm on $\cup_{i=1}^L C(S_i)$ to find the set of centers C .
 - 4: **return** C .
-

Proof. Assume r^* is the optimal k -center radius of $\cup_{i=1}^L S_i$. We prove that $C(S_i)$ covers S_i with radius at most $\alpha \cdot r^*$. Suppose there is a point $p \in S_i$ whose distance to its nearest point from $C(S_i)$ is more than αr^* , so $r_i \geq \alpha r^*$. The distance between each pair of points from $C(S_i)$ is at least r_i , since the algorithm never chooses a point as a center if it is within distance r_i of another center. Therefore, the set $\{p\} \cup C(S_i)$ has $k + 1$ points with distance at least r_i from each other. There are at most k optimal clusters, so at least two of these points must lie inside a cluster, which means their distance is at most $2r^*$. This means that $r_i \leq 2r^*$, which contradicts the previous bound $r_i \geq \alpha r^*$.

A similar proof follows for $\cup_{i=1}^L C(S_i)$ and C . Using triangle inequality, the distance from any point p to its local center $c(p)$ and its final center $c'(c(p))$ is bounded by:

$$d(p, c(p)) + d(c(p), c'(c(p))) \leq \alpha r^* + \alpha r^* = 2\alpha r^*.$$

□

Note that the parametric pruning algorithm finds a dominating set by computing a maximal independent set, so the centers returned by this algorithm do not lie inside each others' clusters.

4.4 A $(1 + \epsilon)$ -Composable Core-Set

The composable coresets for k -center in doubling metrics can be used to obtain a $(1 + \epsilon)$ -approximation for constant ϵ and k . All these results also hold for dual clustering, as a result of the proven trade-off between r and k .

Algorithm 6 k -Center for Fixed k

Input: A set of sets of points $\cup_{i=1}^L S_i$ **Output:** A set of k centers

- 1: Run a k -center algorithm locally to find r_i .
 - 2: Run Algorithm 2 on the disk graph of each set S_i with radius $\frac{\epsilon r_i}{2}$ locally to find $C(S_i)$.
 - 3: Send $C(S_i)$ to set 1 to find the union $\cup_i C(S_i)$.
 - 4: Run Algorithm 3 on $\cup_i C(S_i)$, and let C' be its output.
 - 5: Run the optimal k -center of C' by checking all $\binom{|C'|}{k}$ possible subsets, and let T be its output.
 - 6: **return** T
-

Theorem 7. *Algorithm 6 gives a $(1 + \epsilon)$ -approximation for k -center in doubling metrics, for fixed k and ϵ .*

Proof. The approximation factor of C is $1 + \epsilon$ and its size is $(\frac{8}{\epsilon})^{2 \log_2 D} kL$, based on Theorem 5. Repeating the core-set computation gives the approximation factor $(1 + \epsilon)^2 \approx 1 + 2\epsilon$, and has size

$(\frac{4}{\epsilon})^{2 \log_2 D} k$ as proved in Theorem 3. Checking all possible choices for k centers from C' takes polynomial time, for fixed k and ϵ , since:

$$\binom{(\frac{4}{\epsilon})^{2 \log_2 D} k}{k} \leq \left(\frac{e(\frac{4}{\epsilon})^{2 \log_2 D} k}{k}\right)^k = \left(\frac{4}{\epsilon}\right)^{2k \log_2 D}.$$

Since the last step was optimal, the approximation factor of T for k -center is $1 + \epsilon$. \square

5 The Exponential Nature of The Trade-off Between r and k

The same constructive algorithm yields an exponential lower bound on the trade-off between r and k of k -center.

We build the following example by placing a point at the center of each ball from ball covering problem using balls of radius $r/2$ to cover a ball of radius r , and repeating this process recursively.

Example 1. *Cover the ball of radius r with D balls of radius $r/2$, where D is the doubling constant of the metric space. Repeat this process with each of the balls of radius $r/2$. The number of balls in the t -th iteration of this process is D^t and their radius is $\frac{r}{2^t}$.*

Lemma 5. *A circle packing of radius R with circles of radius $r/2$ is an upper bound for the ball cover using circles of radius r , and the circle packing using circles of radius r is a lower bound for the ball cover of radius r .*

Proof. The circle packing has the maximum number of circles, so there is no room for more circles in the empty spaces between those circles. Therefore, increasing the radius of circles to twice the previous radius will cover the circle of radius R . So, the circle packing for circles of radius r gives an upper bound on the minimum number of circles required to cover a circle of radius R .

On the other hand, circle packing for circles of radius $r/2$ is a lower bound for the minimum number of circles required to cover the circle of radius R , since all those circles are disjoint. \square

Theorem 8. *The optimal trade-off between k and r is exponential.*

Proof. Based on Lemma 5, Theorem 2 gives both a lower bound and an upper bound on the trade-off between k and r for $O(k)$ points and radius $r/2$, within a constant factor for doubling metrics. Lemma 2 gives the upper bound D^2 for each step, and the lower bound in Example 1 is D . Substituting this bound in the trade-off of Theorem 2 gives the ratio between the upper bound and the lower bound of k in this trade-off which is $(\frac{4}{\epsilon})^{\log_2 D} k$, where ϵ is the radius of the balls used for covering the points. \square

Better trade-offs in \mathbb{R}^2 and \mathbb{R}^3 can be achieved by replacing D^2 with the square of the bound from circle/sphere covering for radius $\frac{r}{\epsilon}$ in Theorem 8 instead.

6 A Comparison of The Algorithms for Metric k -Center

We consider variations of Gonzalez's greedy algorithm and the parametric pruning algorithm in which arbitrary choices are replaced by random ones. In the worst case, even the randomized version of these algorithms cannot achieve an approximation factor better than 2.

We also prove the solutions of Gonzalez's algorithm are a subset of the solutions of the parametric pruning algorithm.

Lemma 6. *There are instances in which randomized Gonzalez’s algorithm cannot do better than 2-approximation in the best case.*

Proof. We prove this lemma by the counterexample of Figure 4. The measures of the example are as follows:

$$d(P_i, P_{i+1}) = \frac{1}{2}, \quad i = 1, \dots, 4$$

The farthest neighbor computation prevents the algorithm from choosing the optimal solution $\{P_2, P_4\}$ with cost $\frac{1}{2}$, since it chooses at least one of the endpoints P_1, P_5 . Therefore, the cost of the solution computed by randomized Gonzalez’s algorithm is 1. So, the approximation factor is $\frac{1}{1/2} = 2$. \square

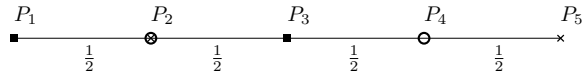


Figure 4: Gonzalez’s algorithm never finds P'_1, P'_2, P'_3 as the solution.

Lemma 7. *The solutions of Gonzalez’s algorithm are a subset of the solutions of the parametric pruning algorithm.*

Proof. Let r be the radius and C be the set of centers computed by Gonzalez’s algorithm, after removing the last centers if they do not decrease the cluster radius. Consider the graph $G = (P, E)$ such that P is the set of input points and E is the set of all pairs of points with distance at most r . By the anti-cover property of Gonzalez’s algorithm, C is an independent set of G^2 .

Since the maximal independent set algorithm visits vertices in an arbitrary order, use the order of visiting used in Gonzalez’s algorithm. Consider an instance of the parametric pruning algorithm that at the i -th step, visits the points of P in the order of Gonzalez’s algorithm after it has chosen i centers. In such an instance, all the edges between the points of C and their corresponding members from P have already appeared in the sorted list of edges, since they have a lower edge weight than r . Also, there are no edges between the points of C , since Gonzalez’s algorithm chooses the farthest point from previous points, so the distance between the centers is more than r . Therefore, C is a maximal independent set of the disk graph of radius r . All the radii less than r that are checked by the parametric pruning algorithm will fail since r is the minimum radius that covers P using points of C . For radius r , the parametric pruning algorithm finds the solution with C as centers.

We proved that there is an execution of the maximal independent set algorithm on the square of G that finds C as the set of centers. \square

Lemma 8. *There are examples in which randomized parametric pruning algorithm for k -center cannot do better than a 2-approximation in the best case.*

Proof. Any solution in the form of a dominating set of the unit disk graph that is not also an independent set is a solution that the parametric pruning algorithm cannot find. See Figure 5 for an example. In this example, $\{p_1, p_2\}$ are an optimal solution, but the parametric pruning algorithm does not find them. $\{p_1, q\}$ is a solution that the parametric pruning algorithm can find, because it is an independent set. \square

Lemmas 6 to 8 show the relation between the 2-approximation solutions of k -center, as stated in the following theorem.

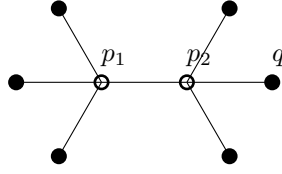


Figure 5: $\{p_1, p_2\}$ is a dominating set which is not also an independent set.

Theorem 9. *The solutions of randomized Gonzalez’s algorithm are a proper subset of the solutions of the randomized parametric pruning algorithm which are a proper subset of the 2-approximation solutions for metric k -center. Also, the optimal solutions are not a subset of the solutions of the randomized parametric pruning algorithm.*

The Venn diagram of sets in Theorem 9 is shown in Figure 6, where the sets $2 \cdot OPT$ denote the set of 2-approximation solutions and OPT is the set of optimal solutions.

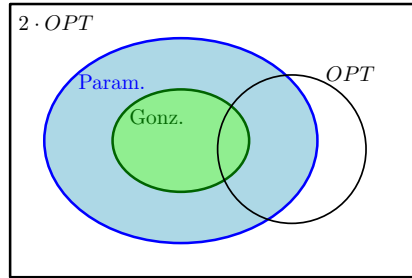


Figure 6: The Venn diagram of worst-case solutions of randomized Gonzalez’s algorithm (Gonz.), randomized parametric pruning algorithm (Param.), 2-approximation ($2 \cdot OPT$) and exact solutions (OPT) for k -center.

7 Efficient Parametric Pruning Algorithm

We need to keep the time and space complexity of the coresets computation algorithm near linear. Since the time complexity of parametric pruning in general metrics is $O(n^3)$ and its space complexity is $O(n^2)$, we give a $(2 + \epsilon)$ -approximation algorithm with $O(\frac{nk}{\epsilon})$ time and $O(n)$ space. Later, we use this algorithm to find a $(2 + \epsilon)$ -approximation algorithm for general metrics.

Algorithm 7 Efficient Parametric Pruning

Input: A point set P , an integer k

Output: A set of centers C

```
1:  $R =$  the radius of Gonzalez's  $k$ -center.
2: for  $r = R/2$ ,  $k' < k$  and  $r \leq 2(1 + \epsilon)R$ ,  $R \leftarrow R(1 + \epsilon)$  do
3:    $k' = 0$ 
4:    $mark[1, \dots, |P|] = false$ 
5:   for  $i \in \{1, \dots, |P|\}$  do
6:     if  $mark[i] = false$  then
7:        $mark[i] = true$ 
8:        $C \leftarrow C \cup \{P[i]\}$ 
9:        $k' \leftarrow k' + 1$ 
10:    for  $j \in \{1, \dots, |P|\}$  do
11:      if  $mark[j] = false$  and  $dist(P[i], P[j]) \leq R$  then
12:         $mark[j] = true$ 
13: return  $C$ 
```

Theorem 10. *The time complexity of Algorithm 7 is $O(\frac{nk}{\epsilon})$ and its memory complexity is $O(n)$.*

Proof. For each point, if it has been visited before, the algorithm ignores it, otherwise the algorithm chooses it as the next center, in which case it checks at most n other points. Since there are at most k centers, using aggregate method for amortized analysis, the running time of the algorithm is $nk + n$ for each r . The number of values r that are checked by the algorithm is $1 + \log_{1+\epsilon} 8$. Using Taylor series $\ln(1+x) = x - \frac{x^2}{2} + \dots \geq x, x \rightarrow 0$, the overall time complexity is $O(\frac{nk}{\epsilon})$. \square

Theorem 11. *The approximation factor of Algorithm 7 is $2 + \epsilon$ for metric k -center.*

Proof. Consider the disk graph of points with radius $2r^*$, where r^* is the optimal radius. Using this radius, each cluster turns into a clique, so the maximal independent set subroutine of parametric pruning algorithm chooses at most one point from each cluster.

Algorithm 7 computes a maximal independent set of the disk graph of radius r at each step. For $r \geq 2r^*$, at most k points are marked as centers by the algorithm. The algorithm starts from a lower bound on the radius and multiplies it by $(1 + \epsilon)$. So, in the worst case the first radius that the algorithm checks which exceeds $2r^*$ is $r \leq 2(1 + \epsilon)r^*$. \square

8 Connectivity Preservation and Applications to DBSCAN

Computing the connected components of a graph is harder than testing the connectivity between two vertices s, t of the graph. It has been conjectured that sparse st -connectivity in $o(\log n)$ rounds and single-linkage clustering in high dimensions cannot be solved using a constant number of MapReduce rounds, by reduction from connectivity problem [40].

In DBSCAN, a point that has at least f other points within distance ϵ from it is called a *core point*. A cluster is a connected component of the intersection graph of balls of radius ϵ centered at core points. Any point that is not within distance ϵ of a core point is an *outlier*. Therefore, the algorithm can be seen as two main steps: simultaneous range counting queries, and computing the connected components of the disk graph. Both of these problems are challenging in the MapReduce model.

We use dual clustering to solve a non-convex clustering problem in MapReduce. Several MapReduce algorithms for *density-based spatial clustering of applications with noise (DBSCAN)* has been presented [26, 13, 19, 36, 29]. However, they lack theoretical guarantees. We use the abstract DBSCAN algorithm [37], which only differs from the original DBSCAN algorithm [17] in its time complexity [20], but computes the range counting queries prior to computing the connected components of the disk graph.

Several algorithms for range counting queries exist in MapReduce, but it is not possible in the *MRC* model to run n instances of single-query range search [2] simultaneously, since the data from one machine could be used in the solution of points from n^δ machines, for a constant $\delta > 0$. Mergeable summaries for range counting queries are randomized approximation algorithms which are also composable [1]. Note that range queries for unit disks in \mathbb{R}^d can be converted into rectangular range queries in \mathbb{R}^{d+1} , via linearization [38], therefore, any algorithm for rectangular range counting also solves the problem for disk range counting.

Our core-set for dual clustering of radius $\epsilon/2$, approximately preserves the connectivity of edges of weight at most ϵ between clusters.

Lemma 9. *For two cluster centers c_i, c_j of clusters C_i, C_j of radius ϵ , they are said to be connected if there is a point $p, d(p, c_i) \leq \epsilon, d(p, c_j) \leq \epsilon$. Algorithm 3 with radius $\frac{\epsilon}{2}$ detects if such two cluster centers are connected or not.*

Proof. By definition of clustering, the distances from each point to its cluster center is at most $\epsilon/2$, so

$$d(p, c_i) \leq \epsilon/2, d(p, c_j) \leq \epsilon/2.$$

If $d(p, q) \leq \epsilon$, then using triangle inequality twice gives the following results:

$$d(c_i, c_j) \leq d(c_i, p) + d(p, c_j) \leq \epsilon/2 + \epsilon/2 = \epsilon.$$

□

Algorithm 8 with the minimum number of points of each cluster set to one, and then using the dual clustering, can be used to solve the DBSCAN problem in doubling metrics.

Algorithm 8 A Coreset for DBSCAN of Core Points

Input: A set of sets of core points $\cup_{i=1}^L S_i$, a radius ϵ

Output: A non-convex clustering of $\cup_{i=1}^L S_i$

- 1: C_i = The output of Algorithm 3 with radius $\frac{\epsilon}{2}$ on set S_i .
 - 2: Send centers from each machine to the first machine to form the set $C = \cup_i C_i$.
 - 3: T = The connected components of the disk graph of radius ϵ on C .
 - 4: Send T to all machines.
 - 5: Connect each point to its nearest neighbor in T .
-

Theorem 12. *Algorithm 8 solves DBSCAN using $O(1)$ rounds of MapReduce, given that $L = o(n), m = o(n), kL = O(m)$, where k is the size of the output.*

Proof. Using Lemma 9, T has the same connected components for the points of C as the optimal solution. Therefore, connecting each point to its nearest neighbor in T gives an exact DBSCAN clustering.

Let k be the number of points required to represent the clusters. Based on Theorem 1, the number of points returned by the algorithm is at most $D^2k = O(k)$. Sending $O(k)$ data from L machines to one machine requires $kL = O(m)$.

Running Algorithm 3 takes $O(1)$ rounds, computing the union and sending the clusters to all machines each take one round. So, the total number of rounds is $O(1)$. \square

Note that in Algorithm 8, even without sending the points to a single machine, the set C in Algorithm 8 is still a composable core-set for DBSCAN.

9 Experimental Results

Description of data sets used in our experiments is depicted in Table 2. Euclidean distance is used for all data sets. Note that DEXTER data set is not doubling, since it has a higher dimension than the number of its instances. The size of data chunks used for partitioning the

Data Set	# of Instances	# of Dimensions	Preprocessing
Parkinson [32]	5875	26	-
DEXTER [24]	2600	20000	-
Power	2049280	7	No missing values, numerical attributes only
Higgs [7]	11000000	7	7 high-level attributes only

Table 2: Properties of data sets used in our experiments, obtained from [14].

data is $m = 10000$.

9.1 Randomized Gonzalez vs. Randomized Parametric Pruning

In Section 6, we proved that the solutions of Gonzalez’s algorithm are a subset of the solutions of the parametric pruning algorithm. We compare the randomized version of these algorithms, where arbitrary choices in these algorithms are replaced by randomized ones. Then, we empirically compare the approximation factor of the resulting algorithms.

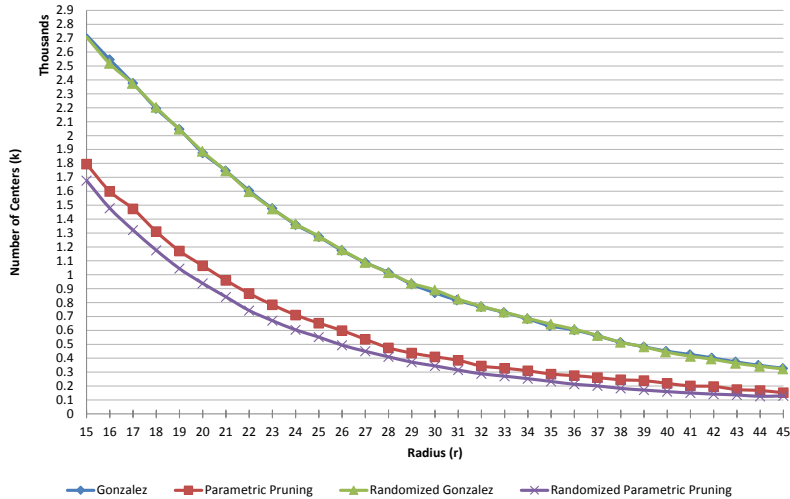


Figure 7: A comparison of Gonzalez’s greedy algorithm and the parametric pruning algorithm on Parkinson data-set.

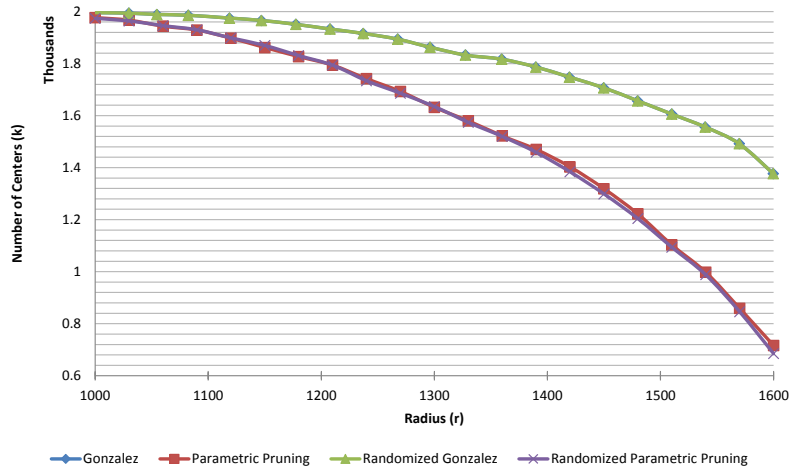


Figure 8: A comparison of Gonzalez’s greedy algorithm and the parametric pruning algorithm on Dexter data-set.

The experiments show that the effect of randomization when choosing the points is slight, however, the differences between the approximation factor of the algorithms are more significant. In Figure 7, the results of the algorithm for a data-set in low dimensional Euclidean space, which is a doubling metric are given. Figure 8 shows the results for a high-dimensional Euclidean space, which is not necessarily a doubling metric.

9.2 A Comparison in MapReduce

In this experiment, we compared the approximation factor of the efficient parametric pruning algorithm (Algorithm 7) using $\epsilon = 0.01$ with the greedy algorithm of Gonzalez extended to MapReduce [21].

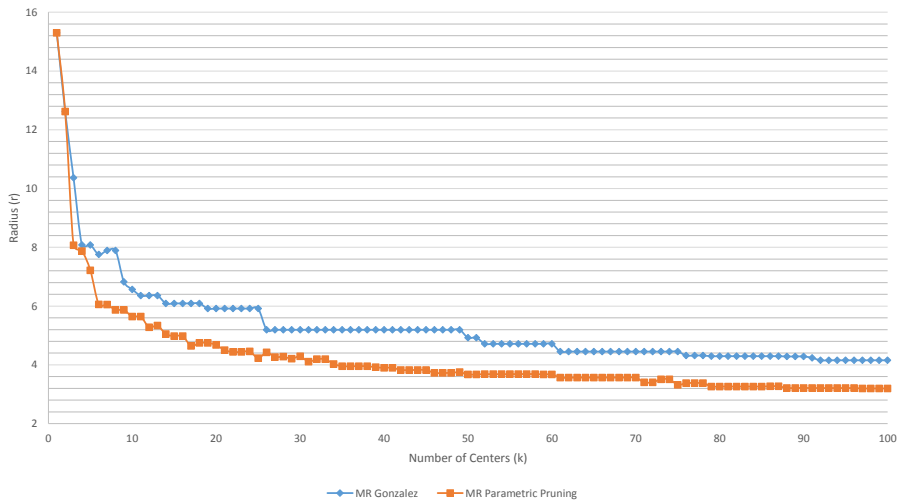


Figure 9: A comparison of Gonzalez’s greedy algorithm and the parametric pruning algorithm on Higgs data-set.

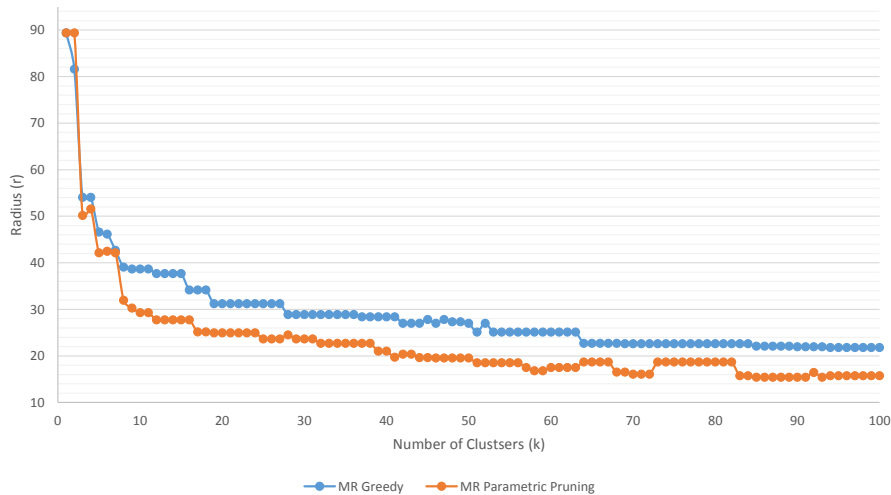


Figure 10: A comparison of Gonzalez’s greedy algorithm and the parametric pruning algorithm on Power data-set.

The radii of Gonzalez’s greedy algorithm in MapReduce are 1.3 times the radii of parametric pruning algorithm on average on Higgs (Figure 9) and Power (Figure 10) data-sets.

10 Conclusions

Gonzalez’s algorithm [21] is a special case of parametric pruning algorithm [39] in which the greedy maximal independent set computation prioritizes the points with the maximum distance from the currently chosen points. Our algorithm and trade-off partially answers the open question of [34] about comparing and improving these two algorithms in MapReduce. We propose a modified parametric pruning algorithm with running time $O(\frac{nk}{\epsilon})$ that achieves a better approximation factor in practice. Finding algorithms with provable approximation factor 2 in the worst-case and better approximation factors on average remains open.

We also proved that the best possible trade-off between the approximation factor and the number of centers of k -center in doubling metrics is exponential.

Our composable coresets for dual clustering gives constant factor approximation for minimizing the size of DBSCAN cluster representatives given that the neighbor-counting is done prior to computing the coresets and the connected components. Finding a summarization technique that can preserve both the number of near neighbors and the connectivity between clusters in general metrics remains open. Note that in doubling metrics, keeping the number of points assigned to each center approximately solves this problem.

References

- [1] P. K. Agarwal, G. Cormode, Z. Huang, J. M. Phillips, Z. Wei, and K. Yi. Mergeable summaries. *ACM Transactions on Database Systems (TODS)*, 38(4):26, 2013.
- [2] P. K. Agarwal, K. Fox, K. Munagala, and A. Nath. Parallel algorithms for constructing range and nearest-neighbor searching data structures. In *Proc. 35th ACM SIGMOD-SIGACT-SIGAI Sympos. Princ. Database Syst.*, pages 429–440. ACM, 2016.

- [3] P. K. Agarwal, S. Har-Peled, and K. R. Varadarajan. Approximating extent measures of points. *J. ACM*, 51(4):606–635, 2004.
- [4] S. Aghamolaei, M. Farhadi, and H. Zarrabi-Zadeh. Diversity maximization via composable coresets. In *Proc. 27th Canad. Conf. Computat. Geom.*, 2015.
- [5] S. Aghamolaei and M. Ghodsi. A composable coreset for k -center in doubling metrics. In *Proc. 30th Canad. Conf. Computat. Geom.*, 2018.
- [6] M. Bādoiu, S. Har-Peled, and P. Indyk. Approximate clustering via core-sets. In *Proc. 34th Annu. ACM Sympos. Theory Comput.*, pages 250–257. ACM, 2002.
- [7] P. Baldi, P. Sadowski, and D. Whiteson. Searching for exotic particles in high-energy physics with deep learning. *Nature communications*, 5:4308, 2014.
- [8] M. Bateni, A. Bhaskara, S. Lattanzi, and V. Mirrokni. Distributed balanced clustering via mapping coresets. In *Advances in Neural Information Processing Systems (NIPS)*, pages 2591–2599, 2014.
- [9] M. Ceccarello, A. Pietracaprina, and G. Pucci. Solving k -center clustering (with outliers) in mapreduce and streaming, almost as accurately as sequentially. *arXiv preprint arXiv:1802.09205*, 2018.
- [10] M. Ceccarello, A. Pietracaprina, G. Pucci, and E. Upfal. Mapreduce and streaming algorithms for diversity maximization in metric spaces of bounded doubling dimension. *Proceedings of the VLDB Endowment*, 10(5):469–480, 2017.
- [11] M. Charikar, C. Chekuri, T. Feder, and R. Motwani. Incremental clustering and dynamic information retrieval. *SIAM J. Comput.*, 33(6):1417–1440, 2004.
- [12] M. Charikar, S. Guha, E. Tardos, and D. B. Shmoys. A constant-factor approximation algorithm for the k -median problem (extended abstract). In *Proc. 31st Annu. ACM Sympos. Theory Comput.*, pages 1–10, New York, NY, USA, 1999. ACM.
- [13] B.-R. Dai and I.-C. Lin. Efficient map/reduce-based dbSCAN algorithm with optimized data partition. In *2012 IEEE 5th International Conference on Cloud Computing (CLOUD)*, pages 59–66. IEEE, 2012.
- [14] D. Dheeru and E. Karra Taniskidou. UCI machine learning repository, 2017.
- [15] H. Ding. Greedy strategy works for clustering with outliers and coresets construction. *arXiv preprint arXiv:1901.08219*, 2019.
- [16] A. Ene, S. Im, and B. Moseley. Fast clustering using mapreduce. In *Proceedings of the 17th ACM SIGKDD international conference on Knowledge discovery and data mining (KDD)*, pages 681–689. ACM, 2011.
- [17] M. Ester, H.-P. Kriegel, J. Sander, X. Xu, et al. A density-based algorithm for discovering clusters in large spatial databases with noise. In *Proceedings of the Second International Conference on Knowledge Discovery and Data Mining (KDD)*, volume 96, pages 226–231, 1996.
- [18] T. Feder and D. Greene. Optimal algorithms for approximate clustering. In *Proc. 20th Annu. ACM Sympos. Theory Comput.*, pages 434–444. ACM, 1988.

- [19] Y. X. Fu, W. Z. Zhao, and H. F. Ma. Research on parallel dbscan algorithm design based on mapreduce. In *Advanced Materials Research*, volume 301, pages 1133–1138. Trans Tech Publ, 2011.
- [20] J. Gan and Y. Tao. Dbscan revisited: Mis-claim, un-fixability, and approximation. In *Proceedings of the 2015 ACM SIGMOD International Conference on Management of Data*, SIGMOD '15, pages 519–530, 2015.
- [21] T. F. Gonzalez. Clustering to minimize the maximum intercluster distance. *Theoretical Computer Science (TCS)*, 38:293–306, 1985.
- [22] S. Guha, A. Meyerson, N. Mishra, R. Motwani, and L. O’Callaghan. Clustering data streams: Theory and practice. *IEEE Transactions on Knowledge and Data Engineering (TKDE)*, 15(3):515–528, 2003.
- [23] A. Gupta, R. Krauthgamer, and J. R. Lee. Bounded geometries, fractals, and low-distortion embeddings. In *Proc. 44th Annu. IEEE Sympos. Found. Comput. Sci.*, pages 534–543. IEEE, 2003.
- [24] I. Guyon, S. Gunn, A. Ben-Hur, and G. Dror. Result analysis of the nips 2003 feature selection challenge. In *Advances in Neural Information Processing Systems (NIPS)*, pages 545–552, 2005.
- [25] S. Har-Peled and M. Mendel. Fast construction of nets in low-dimensional metrics and their applications. *SIAM J. Comput.*, 35(5):1148–1184, 2006.
- [26] Y. He, H. Tan, W. Luo, S. Feng, and J. Fan. Mr-dbscan: a scalable mapreduce-based dbscan algorithm for heavily skewed data. *Frontiers of Computer Science*, 8(1):83–99, 2014.
- [27] S. Im and B. Moseley. Brief announcement: Fast and better distributed mapreduce algorithms for k-center clustering. In *Proc. 27th ACM Sympos. Parallel Algorithms Architect.*, pages 65–67. ACM, 2015.
- [28] P. Indyk, S. Mahabadi, M. Mahdian, and V. S. Mirrokni. Composable core-sets for diversity and coverage maximization. In *Proc. 33rd ACM SIGMOD-SIGACT-SIGAI Sympos. Princ. Database Syst.*, pages 100–108. ACM, 2014.
- [29] Y. Kim, K. Shim, M.-S. Kim, and J. S. Lee. Dbcure-mr: an efficient density-based clustering algorithm for large data using mapreduce. *Inf. Syst.*, 42:15–35, 2014.
- [30] S. Li and O. Svensson. Approximating k-median via pseudo-approximation. *SIAM J. Comput.*, 45(2):530–547, 2016.
- [31] C. Liao and S. Hu. Polynomial time approximation schemes for minimum disk cover problems. *J. Comb. Optim.*, 20(4):399–412, 2010.
- [32] M. A. Little, P. E. McSharry, S. J. Roberts, D. A. Costello, and I. M. Moroz. Exploiting nonlinear recurrence and fractal scaling properties for voice disorder detection. *Biomedical engineering online*, 6(1):23, 2007.
- [33] G. Malkomes, M. J. Kusner, W. Chen, K. Q. Weinberger, and B. Moseley. Fast distributed k-center clustering with outliers on massive data. In *Advances in Neural Information Processing Systems (NIPS)*, pages 1063–1071, 2015.

- [34] J. McClintock and A. Wirth. Efficient parallel algorithms for k-center clustering. In *Parallel Processing (ICPP), 2016 45th International Conference on*, pages 133–138. IEEE, 2016.
- [35] V. Mirrokni and M. Zadimoghaddam. Randomized composable core-sets for distributed submodular maximization. In *Proc. 47th Annu. ACM Sympos. Theory Comput.*, pages 153–162. ACM, 2015.
- [36] M. Noticewala and D. Vaghela. Mr-idbscan: Efficient parallel incremental dbscan algorithm using mapreduce. *International Journal of Computer Applications (IJCA)*, 93(4), 2014.
- [37] E. Schubert, J. Sander, M. Ester, H. P. Kriegel, and X. Xu. Dbscan revisited, revisited: why and how you should (still) use dbscan. *ACM Trans. Database Syst.*, 42(3):19, 2017.
- [38] C. D. Toth, J. O’Rourke, and J. E. Goodman. *Handbook of discrete and computational geometry*. Chapman and Hall/CRC, 2017.
- [39] V. V. Vazirani. *Approximation algorithms*. Springer Science & Business Media, 2013.
- [40] G. Yaroslavtsev and A. Vadapalli. Massively parallel algorithms and hardness for single-linkage clustering under ℓ_p -distances. *arXiv preprint arXiv:1710.01431*, 2017.