

BILIPSCHITZ EQUIVALENCE OF POLYNOMIALS

ARNAUD BODIN

ABSTRACT. We study a family of two variables polynomials having moduli up to bilipschitz equivalence: two distinct polynomials of this family are not bilipschitz equivalent. However any level curve of the first polynomial is bilipschitz equivalent to a level curve of the second.

1. GLOBAL BILIPSCHITZ EQUIVALENCE

Let \mathbb{K} be \mathbb{R} or \mathbb{C} . For polynomial maps $f, g : \mathbb{K}^n \rightarrow \mathbb{K}$ we introduce two notions of bilipschitz equivalence: a level equivalence (a hypersurface $(f = c)$ is sent to a hypersurface $(g = c')$) and a global equivalence (any level $(f = c)$ is sent to another level $(g = c')$).

- \mathbb{K}^n is endowed with the Euclidean canonical metric.
- A map $\Phi : \mathbb{K}^n \rightarrow \mathbb{K}^n$ is *Lipschitz* if there exists $K > 0$ such that for all $x, y \in \mathbb{K}^n$:

$$\|\Phi(x) - \Phi(y)\| \leq K\|x - y\|.$$

- A map $\Phi : \mathbb{K}^n \rightarrow \mathbb{K}^n$ is *bilipschitz* if it is a homeomorphism, Lipschitz and Φ^{-1} is also Lipschitz. Equivalently, Φ is bijective and there exists $K > 0$ such that $\frac{1}{K}\|x - y\| \leq \|\Phi(x) - \Phi(y)\| \leq K\|x - y\|$.
- Two sets \mathcal{C} and \mathcal{C}' of \mathbb{K}^2 are *bilipschitz equivalent* if there exists a bilipschitz map $\Phi : \mathbb{K}^n \rightarrow \mathbb{K}^n$ such that $\Phi(\mathcal{C}) = \mathcal{C}'$.
- Two functions $f, g : \mathbb{K}^n \rightarrow \mathbb{K}$ are *right-bilipschitz equivalent* if there exists a bilipschitz map $\Phi : \mathbb{K}^n \rightarrow \mathbb{K}^n$ such that $g \circ \Phi = f$.
- Two functions $f, g : \mathbb{K}^n \rightarrow \mathbb{K}$ are *left-right-bilipschitz equivalent* if there exist a bilipschitz map $\Phi : \mathbb{K}^n \rightarrow \mathbb{K}^n$ and a bilipschitz map $\Psi : \mathbb{K} \rightarrow \mathbb{K}$ such that $g \circ \Phi = \Psi \circ f$.

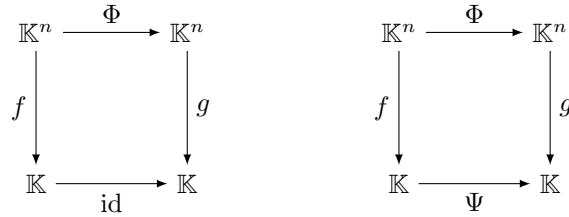


FIGURE 1. Two commutative diagrams. On the left: right-bilipschitz equivalence. On the right: left-right-bilipschitz equivalence.

Remarks:

Date: February 25, 2020.

2010 Mathematics Subject Classification. Primary 58K60 ; Sec. 12E05.

Key words and phrases. Bilipschitz geometry, Polynomials, Moduli.

Acknowledgment. This work was supported by the ANR project “LISA” (ANR-17-CE40-0023-01).

- A map $\Phi : \mathbb{K}^n \rightarrow \mathbb{K}^n$ can be C^1 but not Lipschitz. Hence (bi-)Lipschitz is *not* an intermediate case between smooth and continuous. This is due to the non-compactness: for instance $\Phi : \mathbb{R} \rightarrow \mathbb{R}, x \mapsto x^2$ is C^1 but not Lipschitz.
- For similar reasons an algebraic automorphism of \mathbb{K}^n does not necessarily provide a bilipschitz equivalence. For instance $f(x, y) = y$ and $g = y + x^2$ are algebraically equivalent using the map $\Phi : (x, y) \mapsto (x, y - x^2)$, but Φ is not bilipschitz.

It is clear that bilipschitz equivalence implies topological equivalence (i.e. when Φ and Ψ are only homeomorphisms). The main question is: does topological equivalence implies bilipschitz equivalence? The answer is negative.

We will actually prove more. A theorem of Fukuda asserts that in a family of polynomials there is only a finite number of different types, up to topological equivalence, see [4], [3]. However the following theorem proves that the family of polynomials $f_s(x, y) = x(x^2y^2 - sxy - 1)$ has moduli for bilipschitz equivalence, i.e. any two polynomials in this family are not right-bilipschitz equivalent.

Theorem 1. *Consider the family of polynomial in $\mathbb{K}[x, y]$:*

$$f_s(x, y) = x(x^2y^2 - sxy - 1).$$

- $\mathbb{K} = \mathbb{R}$. *Any two polynomials f_s and $f_{s'}$ with $s, s' \in \mathbb{R}, s \neq s'$ are not right-bilipschitz equivalent. However the special levels ($f_0 = 0$) and ($f_1 = 0$) are bilipschitz equivalent and the generic levels ($f_0 = 1$) and ($f_1 = 1$) are bilipschitz equivalent.*
- $\mathbb{K} = \mathbb{C}$. *Fix $s \in \mathbb{C}$, with $s^2 + 3 \neq 0$. For all but finitely many $s' \in \mathbb{C}$, f_s and $f_{s'}$ are not right-bilipschitz equivalent. However, if $s^2 + 4 \neq 0$ and $s'^2 + 4 \neq 0$, the polynomials f_s and $f_{s'}$ are topologically equivalent.*

This is a version at infinity of a result by Henry and Parusiński, [5]. Our polynomials f_s have only one special level ($f_s = 0$) which plays the role of the singular level of the local examples of [5]. We recall that for a polynomial map $f : \mathbb{K}^n \rightarrow \mathbb{K}$ there is a notion of *generic levels* ($f = c$) and a finite number of *special levels* whose topology is not the generic one. Special levels can be due to the presence of a singular point or to singularity at infinity as this the case in our examples. We will in fact prove a non bilipschitz equivalence “at infinity”, after defining that two functions are bilipschitz equivalent at infinity if they are bilipschitz equivalent outside some compact sets.

Acknowledgments. I thank Vincent Grandjean, Anne Pichon and Patrick Popescu-Pampu for their encouragements and the referees for their comments.

2. LEVELS ARE BILIPSCHITZ EQUIVALENT

Lemmas 2 and 3 in this section will prove the bilipschitz real equivalence of theorem 1. Let

$$f_s(x, y) = x(x^2y^2 - sxy - 1)$$

which, in this section, is considered as a family of polynomials in $\mathbb{R}[x, y]$.

Lemma 2. *The levels ($f_0 = 0$) and ($f_1 = 0$) are bilipschitz equivalent, that is to say there exists a bilipschitz map $\Phi : \mathbb{R}^2 \rightarrow \mathbb{R}^2$ such that $\Phi((f_0 = 0)) = (f_1 = 0)$.*

In other words, the (unique) special fibers of f_0 and f_1 are bilipschitz equivalent.

Proof.

Definition of Φ .

- Let $\sigma = \frac{\sqrt{5}+1}{2}$ be the positive root of $z^2 - z - 1 = 0$. Let $\tau = \frac{\sqrt{5}-1}{2}$ be the positive root of $z^2 + z - 1 = 0$.
- We define a map $\Phi : \mathbb{R}^2 \rightarrow \mathbb{R}^2$ by the following formulas:
 - For $(x, y) \in (xy = 1)$ we define:

$$\Phi(x, y) = (ax, by) \quad \text{with } ab = \sigma,$$

such that (a, b) depends on (x, y) in the following way:

$$\begin{cases} (a, b) = (\sigma, 1) & \text{if } |x| \leq \frac{1}{2} \\ (a, b) = (1, \sigma) & \text{if } |x| \geq 2 \end{cases}$$

and extended to a smooth map for $\frac{1}{2} \leq |x| \leq 2$ so that the relation $ab = \sigma$ is always satisfied on $(xy = 1)$.

- For $(x, y) \in (xy = -1)$ we similarly define $\Phi(x, y) = (ax, by)$ with $ab = \tau$, and $(a, b) = (\tau, 1)$ for $|x| \leq \frac{1}{2}$, $(a, b) = (1, \tau)$ for $|x| \geq 2$ and extended in a smooth map for $\frac{1}{2} \leq |x| \leq 2$.
- $\Phi(0, y) = (0, y)$ for all $y \in \mathbb{R}$.
- $\Phi(x, y) = (x, y)$ for (x, y) outside a neighborhood \mathcal{N} of radius 1 of $(xy = 1) \cup (xy = -1)$.
- Φ is extended on \mathcal{N} to a bilipschitz homeomorphism $\Phi : \mathbb{R}^2 \rightarrow \mathbb{R}^2$.

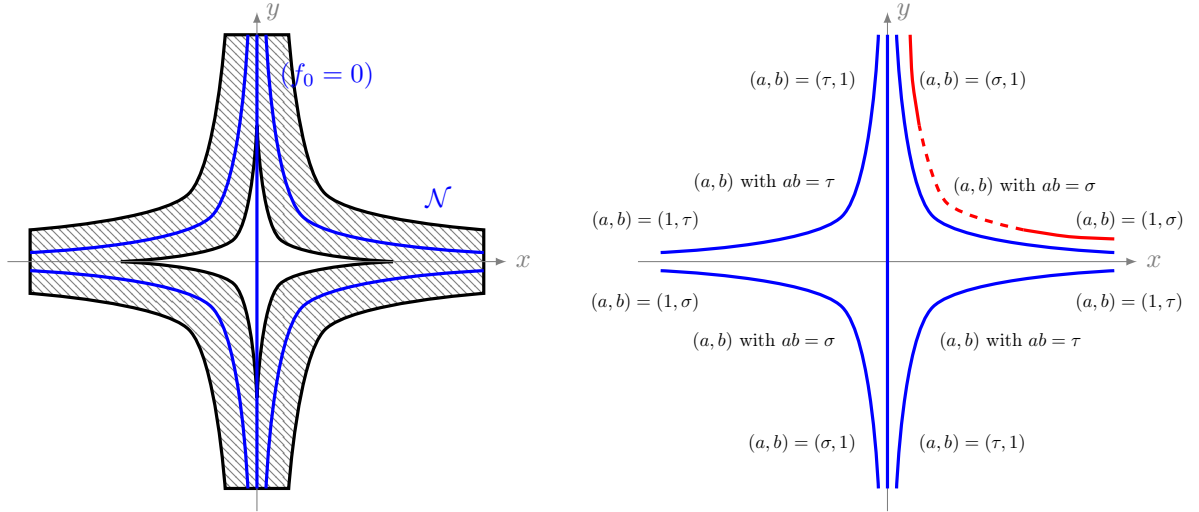


FIGURE 2. The definition of Φ . Left: the level, a neighborhood of the level. Right: the values (a, b) for the definition of $\Phi(x, y) = (ax, by)$ on the level.

- The only point to prove is that the formulas actually yield a bilipschitz map around the axis. For instance let $(x_1, y_1) \in (xy = 1)$ with $x_1 > 2$, so that $\Phi(x_1, y_1) = (x_1, \sigma y_1)$ and $(x_2, y_2) \in (xy = -1)$ with $x_2 > 2$ and $\Phi(x_2, y_2) = (x_2, \tau y_2)$. Then

$$\begin{aligned} \|\Phi(x_1, y_1) - \Phi(x_2, y_2)\| &= \|(x_1 - x_2, \sigma y_1 - \tau y_2)\| \\ &\leq \|(x_1 - x_2, 2\sigma(y_1 - y_2))\| \\ &\leq 2\sigma\|(x_1 - x_2, y_1 - y_2)\| \end{aligned}$$

(using that $y_1 - y_2 = |y_1| + |y_2|$). A similar bound holds for Φ^{-1} on this branch.

Then $\Phi : \mathbb{R}^2 \rightarrow \mathbb{R}^2$ is a bilipschitz homeomorphism.

Equivalence.

- Let $f(x, y) = f_0(x, y) = x(x^2y^2 - 1)$ and $g(x, y) = f_1(x, y) = x(x^2y^2 - xy - 1)$.
- By definition of Φ , $\Phi(0, y) = (0, y)$ so that the component $(x = 0) \subset (f = 0)$ is sent by Φ to $(x = 0) \subset (g = 0)$.
- Let $(x, y) \in (xy = 1) \subset (x^2y^2 = 1) \subset (f = 0)$. For such (x, y) , $\Phi(x, y) = (ax, by)$ with $ab = \sigma$.
- Let $\tilde{g}(x, y) = x^2y^2 - xy - 1$:

$$\tilde{g} \circ \Phi(x, y) = \tilde{g}(ax, by) = a^2b^2x^2y^2 - abxy - 1 = \sigma^2(xy)^2 - \sigma xy - 1.$$

As $xy = 1$ we get:

$$\tilde{g} \circ \Phi(x, y) = \sigma^2 - \sigma - 1 = 0,$$

by definition of σ . Then $\Phi(x, y) \subset (\tilde{g} = 0) \subset (g = 0)$. A similar reasoning holds for $(xy = -1)$.

□

We now prove that two generic fibers are also bilipschitz equivalent.

Lemma 3. *The levels $(f_0 = 1)$ and $(f_1 = 1)$ are bilipschitz equivalent, that is to say there exists a bilipschitz map $\Phi : \mathbb{R}^2 \rightarrow \mathbb{R}^2$ such that $\Phi((f_0 = 1)) = (f_1 = 1)$.*

Proof.

- **Parameterization of $(f_0 = 1)$.** The curve $(f_0 = 1)$ has equation $x^3y^2 - x - 1 = 0$ and a parameterization (x, y) is given by

$$y_+ = \sqrt{\frac{1}{x^2} + \frac{1}{x^3}} \quad \text{or} \quad y_- = -\sqrt{\frac{1}{x^2} + \frac{1}{x^3}} \quad \text{for } x \in]-\infty, -1] \cup]0, +\infty[.$$

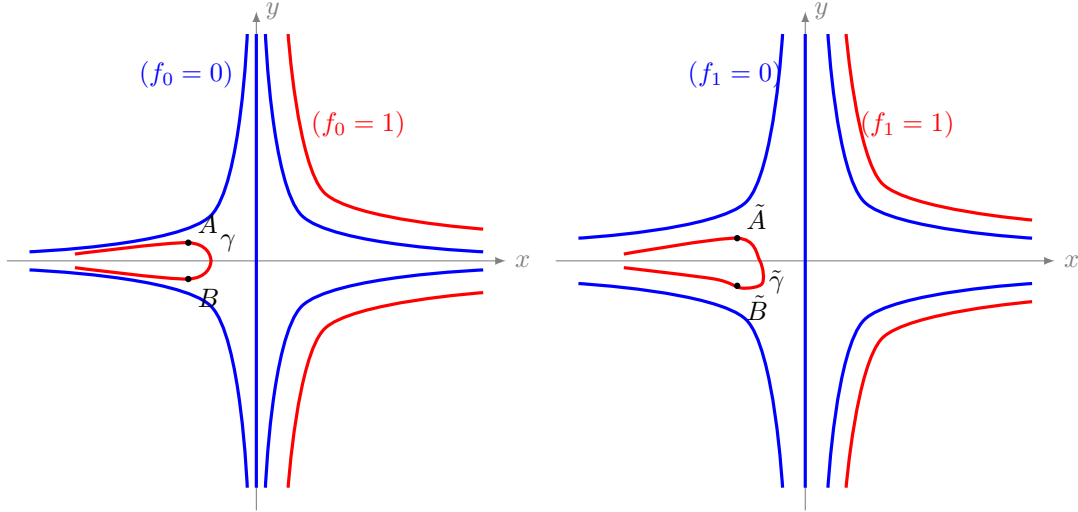


FIGURE 3. The levels $(f_0 = 1)$ and $(f_1 = 1)$.

- **Parameterization of $(f_1 = 1)$.** The curve $(f_1 = 1)$ has equation $x^3y^2 - x^2y - x - 1 = 0$, a parameterization is given by:

$$Y_+ = \frac{1}{2x} + \frac{1}{2}\sqrt{\frac{5}{x^2} + \frac{4}{x^3}} \quad \text{or} \quad Y_- = \frac{1}{2x} - \frac{1}{2}\sqrt{\frac{5}{x^2} + \frac{4}{x^3}} \quad \text{for } x \in]-\infty, -\frac{5}{4}] \cup]0, +\infty[.$$

- **Definition of Φ .**

- Case $x > 0$. Φ is defined on $(f_0 = 1)$ using the parameterization by the formula $\Phi(x, y) = (x, Y_+)$, for $(x, y) \in (f_0 = 1)$ with $x > 0$ and $y > 0$; $\Phi(x, y) = (x, Y_-)$, for $(x, y) \in (f_0 = 1)$ with $x > 0$ and $y < 0$.
- Case $x \leq -2$. Φ is defined by the same formulas $\Phi(x, y) = (x, Y_+)$ (for $y > 0$) or $\Phi(x, y) = (x, Y_-)$ (for $y < 0$).
- Case $-2 \leq x \leq -1$. (Note: we do not use the above formulas in the neighborhood of the point $(-1, 0)$ because the map $y_+ \mapsto Y_+$ is not bilipschitz near this point.) Let A, B be the two points of $(x = -2) \cap (f_0 = 1)$. Let \tilde{A}, \tilde{B} be their images by Φ (i.e. A, B belong $(x = -2) \cap (f_1 = 1)$). Let γ be the compact part of $(f_0 = 1)$ between A and B and $\tilde{\gamma}$ be the compact part of $(f_1 = 1)$ between \tilde{A} and \tilde{B} . We extend Φ in a bilipschitz way from γ to $\tilde{\gamma}$. This is possible as γ and $\tilde{\gamma}$ are two compact connected components of a smooth algebraic curve. Φ is now defined everywhere on $(f_0 = 1)$.
- We extend Φ on \mathbb{R}^2 to a bilipschitz map $\Phi : \mathbb{R}^2 \rightarrow \mathbb{R}^2$. For instance we may suppose Φ is the identity outside a tubular neighborhood of radius 1 of $(f_0 = 1)$.
- **Bilipschitz on $(f_0 = 1)$.** It remains to justify that Φ is actually a bilipschitz map from $(f_0 = 1)$ to $(f_1 = 1)$.
 - Case $x > 0$ and $x \rightarrow 0$. Hence $y \rightarrow \pm\infty$. Then $y_+ \sim \frac{1}{x^{3/2}}$ and $Y_+ \sim \frac{1}{x^{3/2}} \sim y_+$ so that the map $\Phi(x, y_+) = (x, Y_+)$ is bilipschitz. The same applies for y_- and Y_- .
 - Case $x \rightarrow +\infty$. Hence $y \rightarrow 0$. Then $y_+ \sim \frac{1}{x}$ and $Y_+ \sim \frac{\sqrt{5}+1}{2} \cdot \frac{1}{x} \sim \sigma y_+$. Then, as in the proof of proposition 2, $\Phi(x, y_+) = (x, Y_+)$ is bilipschitz. The same applies for y_- and $Y_- \sim \tau y_-$ with $\tau = \frac{\sqrt{5}-1}{2}$.
 - Case $x \rightarrow -\infty$. It is similar to the previous case: $Y_+ \sim \tau y_+$, $Y_- \sim \sigma y_-$.

□

3. MODULI

The following theorem proves that under bilipschitz equivalence at infinity a family of polynomials can have moduli. It is a version at infinity of the example of Henry and Parusiński [5]. Two functions $f, g : \mathbb{K}^n \rightarrow \mathbb{K}$ are *right-bilipschitz equivalent at infinity* if there exist compact sets C, C' and a bilipschitz map $\Phi : \mathbb{K}^n \setminus C \rightarrow \mathbb{K}^n \setminus C'$ such that $g \circ \Phi = f$.

Using this notion, we will prove the moduli affirmation of theorem 1 with the following refinement.

Theorem 1'.

$$f_s(x, y) = x(x^2y^2 - sxy - 1) \in \mathbb{K}[x, y].$$

- $\mathbb{K} = \mathbb{R}$. Any two polynomials f_s and $f_{s'}$ with $s, s' \in \mathbb{R}$, $s \neq s'$ are not right-bilipschitz equivalent at infinity (hence not globally right-bilipschitz equivalent). Moreover they are also not left-right-equivalent if we assume Φ analytic at infinity.
- $\mathbb{K} = \mathbb{C}$. Fix $s \in \mathbb{C}$, with $s^2 + 3 \neq 0$. For all but finitely many (explicit) $s' \in \mathbb{C}$, f_s and $f_{s'}$ are not right-bilipschitz equivalent at infinity (hence not globally right-bilipschitz equivalent).

3.1. Preliminaries.

- Let $f_s(x, y) = x(x^2y^2 - sxy - 1) = x^3y^2 - sx^2y - x$.

- Then $\partial_x f_s(x, y) = 3x^2y^2 - 2sxy - 1$.
- The equation $3z^2 - 2sz - 1 = 0$ has discriminant $\Delta = 4(s^2 + 3)$ and two solutions:

$$\alpha_s = \frac{s + \sqrt{s^2 + 3}}{3} \quad \text{and} \quad \beta_s = \frac{s - \sqrt{s^2 + 3}}{3}.$$

- The polar curve $\Gamma_s : (\partial_x f_s = 0)$, associated to the projection on the y -axis, has two components:

$$(xy = \alpha_s) \quad \text{and} \quad (xy = \beta_s),$$

parameterized by:

$$\left(\alpha_s t, \frac{1}{t}\right) \quad \text{and} \quad \left(\beta_s t, \frac{1}{t}\right) \quad t \in \mathbb{K} \setminus \{0\}.$$

- We compute the values of f_s on the polar components. Near the point at infinity $(0 : 1 : 0)$, that is to say for $t \rightarrow 0$, we compute the values of f_s on each branch of Γ_s :

$$f_s \left(\alpha_s t, \frac{1}{t} \right) = \alpha_s (\alpha_s^2 - s\alpha_s - 1)t,$$

and

$$f_s \left(\beta_s t, \frac{1}{t} \right) = \beta_s (\beta_s^2 - s\beta_s - 1)t.$$

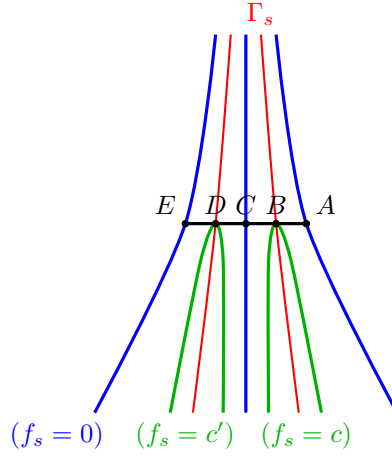
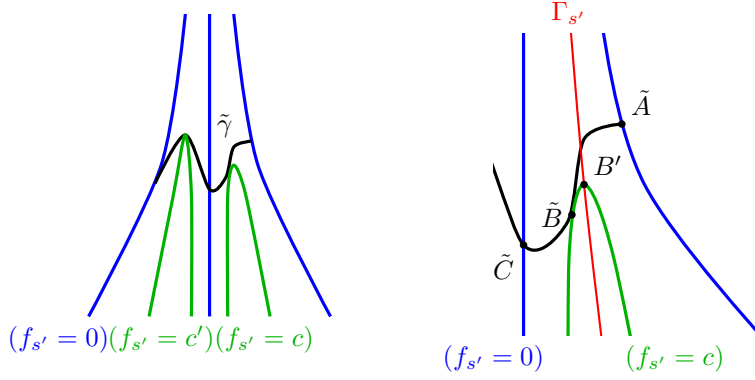
- We compare theses values for two branches at a same y -value:

$$\frac{f_s \left(\alpha_s t, \frac{1}{t} \right)}{f_s \left(\beta_s t, \frac{1}{t} \right)} = \frac{\alpha_s (\alpha_s^2 - s\alpha_s - 1)}{\beta_s (\beta_s^2 - s\beta_s - 1)}.$$

- Our arguments will only focus on a neighborhood of a the point $(0 : 1 : 0)$ at infinity. More precisely we will say that an analytic curve $(x(t), y(t))$ *tends to the point at infinity* $(0 : 1 : 0)$ if $y(t) \rightarrow +\infty$ and $\frac{|x(t)|}{|y(t)|} \rightarrow 0$ as $t \rightarrow 0$.

3.2. Proof in the real case.

- Fix $t > 0$. Let A, B, C, D, E be the following points having all y -coordinates equal to $\frac{1}{t}$:
 - $A \in (f_s = 0)$ with $x_A > 0$,
 - $B \in \Gamma_s : (\partial_x f_s = 0)$ with $x_B > 0$,
 - $C = (0, \frac{1}{t}) \in (f_s = 0)$,
 - $D \in \Gamma_s : (\partial_x f_s = 0)$ with $x_D < 0$,
 - $E \in (f_s = 0)$ with $x_E < 0$.
- Let us fix $s, s' \in \mathbb{R}$. By contradiction let us assume that there exists a bilipschitz homeomorphism $\Phi : \mathbb{R}^2 \rightarrow \mathbb{R}^2$ such that $f_{s'} \circ \Phi = f_s$. Let K be its bilipschitz constant. Let $\tilde{A}, \tilde{B}, \dots$ be the image by Φ of A, B, \dots . Let γ be the segment $[AB]$ and $\tilde{\gamma} = \Phi(\gamma)$.
- Φ sends $(f_s = 0)$ to $(f_{s'} = 0)$ and, as it is a homeomorphism, it should send the component $(x = 0)$ of $(f_s = 0)$ to the component $(x = 0)$ of $(f_{s'} = 0)$. Hence $x_{\tilde{C}} = 0$.
- A, B, C, D, E and γ are all included in the disk of radius rt centered at C , where r is a constant that depends only on the fixed value s . Hence by the bilipschitz map Φ , $\tilde{A}, \tilde{B}, \tilde{C}, \tilde{D}, \tilde{E}$ and $\tilde{\gamma}$ are all included in a disk of radius Krt centered at \tilde{C} .
- There is an issue: the point B is on the polar curve Γ_s but \tilde{B} has no reason to be on $\Gamma_{s'}$. We will replace \tilde{B} by a point B' satisfying this condition.

FIGURE 4. The situation for f_s .FIGURE 5. The situation for $f_{s'}$.

- Let $c = f_s(B)$. Let \tilde{X}_c be the part of $(f_{s'} = c)$ in the ball of radius Krt centered at \tilde{C} . As $f_{s'}(\tilde{B}) = f_s(B) = c$, then $\tilde{B} \in \tilde{X}_c$ and \tilde{X}_c is non empty. Moreover \tilde{X}_c is contained between two components of $(f_{s'} = 0)$: $(x = 0)$ and one branch of $(x^2y^2 - s'xy - 1 = 0)$. Moreover \tilde{X}_c is strictly below $\tilde{\gamma}$ except at \tilde{B} (because $(f = c)$ is below $\gamma = [AB]$ and intersects it only at B).
- Let B' be the point of \tilde{X}_c such that $y_{B'}$ is maximal among points of \tilde{X}_c . Then the tangent at B' is horizontal, that is to say $\partial_x f_{s'}(B') = 0$, hence $B' \in \Gamma_{s'}$. Remember also that $B' \in \tilde{X}_c$ so that $f_{s'}(B') = c$.
- Partial conclusion: we constructed a point $B' \in \Gamma_{s'} \cap (f_{s'} = c)$ such that $\|B' - \tilde{C}\| \leq Krt$ (with $x_{B'} > 0$).
- We carry on the same proof for the other side. Let $c' = f_s(D)$, we find a point $D' \in \Gamma_{s'} \cap (f_{s'} = c')$ such that $\|D' - \tilde{C}\| \leq Krt$ (with $x_{D'} < 0$).
- Now both these points B' and D' are in the same disk of radius Krt centered at \tilde{C} . In particular:

$$y_{D'} - 2Krt \leq y_{B'} \leq y_{D'} + 2Krt.$$

- Let $B' = (\alpha_{s'}t', \frac{1}{t'})$ be the coordinates of B' on the first branch of $\Gamma_{s'}$ and $D' = (\beta_{s'}t'', \frac{1}{t''})$ be the coordinates of D' on the second branch of $\Gamma_{s'}$. The former inequalities rewrite:

$$\frac{1}{t''} - 2Krt \leq \frac{1}{t'} \leq \frac{1}{t''} + 2Krt.$$

We consider $t \rightarrow 0$, so that $t' \rightarrow 0$, $t'' \rightarrow 0$ (a neighborhood of $(0 : 1 : 0)$ is sent to a neighborhood of $(0 : 1 : 0)$). Hence $t'' = t' + O(tt't'') = t' + O(tt'^2)$.

- Now

$$\begin{aligned} \frac{f_{s'}(\alpha_{s'}t', \frac{1}{t'})}{f_{s'}(\beta_{s'}t'', \frac{1}{t''})} &= \frac{\alpha_{s'}t'(\alpha_{s'}^2 - s'\alpha_{s'} - 1)}{\beta_{s'}t''(\beta_{s'}^2 - s'\beta_{s'} - 1)} \\ &= \frac{\alpha_{s'}t'(\alpha_{s'}^2 - s'\alpha_{s'} - 1)}{\beta_{s'}(t' + O(tt'^2))(\beta_{s'}^2 - s'\beta_{s'} - 1)} \rightarrow \frac{\alpha_{s'}(\alpha_{s'}^2 - s'\alpha_{s'} - 1)}{\beta_{s'}(\beta_{s'}^2 - s'\beta_{s'} - 1)} \end{aligned}$$

as $t' \rightarrow 0$.

- On the other hand:

$$\frac{f_{s'}(B')}{f_{s'}(D')} = \frac{c}{c'} = \frac{f_{s'}(\tilde{B})}{f_{s'}(\tilde{D})} = \frac{f_s(B)}{f_s(D)} = \frac{\alpha_s(\alpha_s^2 - s\alpha_s - 1)}{\beta_s(\beta_s^2 - s\beta_s - 1)}.$$

Finally:

$$\frac{\alpha_s(\alpha_s^2 - s\alpha_s - 1)}{\beta_s(\beta_s^2 - s\beta_s - 1)} = \frac{\alpha_{s'}(\alpha_{s'}^2 - s'\alpha_{s'} - 1)}{\beta_{s'}(\beta_{s'}^2 - s'\beta_{s'} - 1)}.$$

- The map $s \mapsto \frac{\alpha_s(\alpha_s^2 - s\alpha_s - 1)}{\beta_s(\beta_s^2 - s\beta_s - 1)} = \frac{2(s^2+3)\alpha_s+s}{2(s^2+3)\beta_s+s}$ is strictly decreasing for $s \in \mathbb{R}$ so that $s = s'$.
- Conclusion: if $s, s' \in \mathbb{R}$, with $s \neq s'$, then there exists no bilipschitz homeomorphism sending f_s to $f_{s'}$. Since our arguments only care about situation near $(0 : 1 : 0)$ f_s and $f_{s'}$ are not right-bilipschitz equivalent at infinity.

3.3. No left-right-equivalence. We now prove that for $s \neq s'$ f_s and $f_{s'}$ are not left-right-equivalent, if we ask the homeomorphism Φ to be analytic near the point at infinity $(0 : 1 : 0)$. By contradiction we suppose that there exist bilipschitz homeomorphisms Φ and Ψ such that $f_{s'} \circ \Phi = \Psi \circ f_s$ and Φ is analytic near the point at infinity $(0 : 1 : 0)$. We continue with the same notation as above, but we cannot conclude as before because we no longer have $\frac{f_{s'}(B')}{f_{s'}(D')}$ equal to $\frac{f_s(B)}{f_s(D)}$.

- Let $C = (0, \frac{1}{t})$ and $\Phi(C) = \tilde{C} = (0, \frac{1}{\tilde{t}})$ ($t > 0$). The map $\frac{1}{t} \mapsto \frac{1}{\tilde{t}}$ is a bilipschitz homeomorphism. We will assume $\Phi(0, 0) = (0, 0)$ so that $\frac{1}{K}\frac{1}{t} \leq \frac{1}{\tilde{t}} \leq K\frac{1}{t}$ hence $\frac{1}{K}t \leq \tilde{t} \leq Kt$. Define $\chi(t) = \tilde{t}$, for $t > 0$, and set $\chi(0) = 0$. In the following we will actually only need the relation $\frac{1}{K}t \leq \chi(t) \leq Kt$, but in fact the map $t \mapsto \chi(t)$ is a bilipschitz homeomorphism (with the constant K^3).
- We assumed that the map Φ is analytic at infinity around $(0 : 1 : 0)$. It implies that the map $t \mapsto \chi(t)$ is analytic for $t > 0$: $\chi(t) = a_0t^{r_0} + a_1t^{r_1} + \dots$. The map χ being bilipschitz it implies $r_0 = 1$ so that $\chi(t) = a_0t + a_1t^{r_1} + \dots$ with $r_1 > 1$.
- Notice that the relation $f_{s'} \circ \Phi = \Psi \circ f_s$ implies that the map Ψ is also an analytic map.
- Recall that $B = (\alpha_st, \frac{1}{t})$ and $f_s(B) = c = \alpha_s(\alpha_s^2 - s\alpha_s - 1)t$, $D = (\beta_st, \frac{1}{t})$ and $f_s(D) = c' = \beta_s(\beta_s^2 - s\beta_s - 1)t$. $\Phi(B) = \tilde{B}$ and $f_{s'}(\tilde{B}) = \tilde{c} = \Psi(c)$, $\Phi(D) = \tilde{D}$ and $f_{s'}(\tilde{D}) = \tilde{c}' = \Psi(c')$. We found $B' = (\alpha_{s'}t', \frac{1}{t'})$ close to \tilde{B} such that $f_{s'}(B') = f_{s'}(\tilde{B}) = \tilde{c}$. Hence $\tilde{c} = \alpha_{s'}(\alpha_{s'}^2 - s'\alpha_{s'} - 1)t'$. Similarly $D' = (\beta_{s'}t'', \frac{1}{t''})$ is close to \tilde{D} and $f_{s'}(D') = f_{s'}(\tilde{D}) = \tilde{c}'$. Hence $\tilde{c}' = \beta_{s'}(\beta_{s'}^2 - s'\beta_{s'} - 1)t''$.

- B' is close to \tilde{B} actually means $\left| \frac{1}{t'} - \frac{1}{t} \right| \leq Krt$, that implies $|t' - \tilde{t}| \leq Krtt'\tilde{t}$. That implies $t' = \chi(t) + O(t^3)$. Similarly $t'' = \chi(t) + O(t^3)$.
- The map Ψ is defined, for negative values, by $c \mapsto \tilde{c}$ that is to say $\alpha_s(\alpha_s^2 - s\alpha_s - 1)t \mapsto \alpha_{s'}(\alpha_{s'}^2 - s'\alpha_{s'} - 1)t'$. It implies that, for $u < 0$, the map Ψ is defined by

$$\Psi : u \mapsto \alpha_{s'}(\alpha_{s'}^2 - s'\alpha_{s'} - 1)\chi\left(\frac{u}{\alpha_s(\alpha_s^2 - s\alpha_s - 1)}\right) + O(u^3).$$

Hence, as $\chi(t) = a_0t + o(t)$:

$$\Psi : u \mapsto \frac{\alpha_{s'}(\alpha_{s'}^2 - s'\alpha_{s'} - 1)}{\alpha_s(\alpha_s^2 - s\alpha_s - 1)}u + o(u).$$

Similarly $\Psi(d) = \tilde{d}$ so that for $u > 0$:

$$\Psi : u \mapsto \frac{\beta_{s'}(\beta_{s'}^2 - s'\beta_{s'} - 1)}{\beta_s(\beta_s^2 - s\beta_s - 1)}u + o(u).$$

- By analyticity of Ψ , it implies that the coefficients of u are equal, whence

$$\frac{\alpha_s(\alpha_s^2 - s\alpha_s - 1)}{\beta_s(\beta_s^2 - s\beta_s - 1)} = \frac{\alpha_{s'}(\alpha_{s'}^2 - s'\alpha_{s'} - 1)}{\beta_{s'}(\beta_{s'}^2 - s'\beta_{s'} - 1)},$$

which is impossible for $s \neq s'$ as we have seen before in section 3.2.

3.4. No left-right-equivalence (again). It is not clear whether f_s and $f_{s'}$ ($s \neq s'$) are or not left-right bilipschitz equivalent when no restriction is made on Φ . However we can complicate our example in order to exclude left-right equivalence.

Lemma 4. *Let*

$$f_s(x, y) = x(x^4y^4 - 3sx^2y^2 + 1)$$

be a family of polynomials in $\mathbb{R}[x, y]$. Then for $s, s' > 1$, with $s \neq s'$, the polynomials f_s and $f_{s'}$ are not left-right bilipschitz equivalent.

Proof. The proof is similar to the proof of section 3.3.

- The equation $5z^4 - 9sz^2 + 1 = 0$ has 4 real solutions $-\alpha_s < -\beta_s < \beta_s < \alpha_s$ corresponding to 4 branches of the polar curve ($\partial_x f_s = 0$).
- We use the same method as before in section 3.3 with $B = (-\alpha_s t, \frac{1}{t})$, $f_s(B) = -\alpha_s(\alpha_s^4 - 3s\alpha_s^2 + 1)t = c_s t > 0$ and $D = (\beta_s t, \frac{1}{t})$, $f_s(D) = \beta_s(\beta_s^4 - 3s\beta_s^2 + 1)t = d_s t > 0$ (with $t > 0$).
- This times for $u > 0$ we have two formulas for Ψ :

$$\Psi(u) = c_{s'}\chi\left(\frac{u}{c_s}\right) + O(u^3),$$

and

$$\Psi(u) = d_{s'}\chi\left(\frac{u}{d_s}\right) + O(u^3).$$

- It implies that the bilipschitz map χ verifies

$$\chi\left(\frac{c_s}{d_s}v\right) = \frac{c_{s'}}{d_{s'}}\chi(v) + O(v^3)$$

for all $v > 0$ near 0.

- Then by lemma 5 below, it implies $p = \frac{c_s}{d_s} > 1$ is equal to $q = \frac{c_{s'}}{d_{s'}} > 1$ which is impossible if $s \neq s'$.

□

Lemma 5. *Let $\chi : \mathbb{R} \rightarrow \mathbb{R}$ be a bilipschitz map such that*

$$\chi(pv) = q\chi(v) + O(v^3)$$

for some constant $p, q > 1$ and all v near 0. Then $p = q$.

Proof. We have $\chi(v) = q\chi(v/p) + v^3\eta(v)$, where $\eta(v)$ is a bounded function for v near 0. By induction it yields $\chi(v) = q^n\chi(v/p^n) + v^3 \sum_{k=0}^{n-1} \eta(v/p^k)(q/p^3)^k$. Hence, except for the special case $p^3 = q$ that would be treated in a similar way, we have:

$$(1) \quad \left| \chi(v) - q^n \chi\left(\frac{v}{p^n}\right) \right| \leq C v^3 \frac{1 - (q/p^3)^n}{1 - q/p^3}.$$

Let $K > 0$ be a bilipschitz constant for χ . As $\chi(0) = 0$ we have $K^{-1} < \frac{|\chi(v)|}{|v|} < K$ for all $v \neq 0$. In particular $K^{-1} < p^n \frac{|\chi(v/p^n)|}{|v|} < K$.

Case $p > q$. Then we have $q^n\chi(v/p^n) \rightarrow 0$ as $n \rightarrow +\infty$. At the limit, when $n \rightarrow +\infty$, inequality (1) gives $|\chi(v)| \leq C'v^3$, which contradicts that χ is bilipschitz.

Case $p < q$. Inequality (1) gives

$$\left| \frac{p^n}{q^n} \chi(v) - p^n \chi\left(\frac{v}{p^n}\right) \right| \leq C' v^3 \left(\frac{p^n}{q^n} - \frac{1}{p^{2n}} \right)$$

Fix $v \neq 0$. As $n \rightarrow +\infty$, the term $p^n\chi(v/p^n)$ does not tend towards 0, it contradicts that all the other terms $\frac{p^n}{q^n}\chi(v)$, $\frac{p^n}{q^n}$ and $\frac{1}{p^{2n}}$ tends towards 0.

Conclusion: $p = q$. □

We completed the proof of theorem 1 in the real setting.

4. PROOF IN THE COMPLEX CASE

The proof in the complex case at infinity is an adaptation of the local proof of Henry and Parusiński [5].

4.1. Notations.

- Let $g : \mathbb{C}^2 \rightarrow \mathbb{C}$ be a polynomial map and $p = (x, y)$ be a point near the point at infinity $(0 : 1 : 0)$, that is to say $|y| \gg 1$ and $|x| \ll |y|$.
- Fix p_0 , let $c = g(p_0)$. Denote $B(p_0, \rho)$ the open ball centered at p_0 of radius ρ and $X(p_0, \rho) = (g = c) \cap B(p_0, \rho)$.
- Fix $K > 0$ and denote $\text{dist}_{p_0, \rho, K}(p, q)$ the inner distance of p and q supposed to be in the same connected component of $X(p_0, K\rho)$.
- Let

$$\phi(p_0, K, \rho) = \sup \frac{\text{dist}_{p_0, \rho, K}(p, q)}{\|p - q\|}$$

be the ratio between the inner and outer distances.

- Denote

$$\psi(p_0, K, \rho) = \sup_{\rho' \leq \rho} \phi(p_0, K, \rho').$$

- Finally let

$$Y(\rho, K, A) = \{p \mid \psi(p, K, \rho) \geq A\}.$$

be the set of points p where the curvature of the curve $(g = c)$ is large.

- Let $\Phi : \mathbb{C}^2 \rightarrow \mathbb{C}^2$ be a bilipschitz homeomorphism at infinity such that $\tilde{g} \circ \Phi = g$. Let L be a bilipschitz constant of Φ .

- Once Φ is fixed, we add a tilde to denote an object in then target space, for instance

$$\tilde{Y}(\rho, K, A) = \{\tilde{p} \mid \psi(\tilde{p}, K, \rho) \geq A\}$$

is the set of points \tilde{p} in the target space where the curvature of the curve ($\tilde{g} = \tilde{c}$) is large.

We have the following lemma saying that points with large curvature are sent to points of large curvature by a bilipschitz map:

Lemma 6 ([5], Lemma 2.1). *For $K \geq L^2$:*

$$\tilde{Y}(L^{-1}\rho, K, AL^2) \subset \Phi(Y(\rho, K, A)) \subset \tilde{Y}(L\rho, K, AL^{-2}).$$

And a variant:

Lemma 7 ([5], Lemma 2.2). *Let $\delta > 0$ and*

$$Y(\delta, K, M, A) = \{p \mid \psi(p, M\|p\|^{-1+\delta}, K) \geq A\}.$$

If $K \geq L^2$ then:

$$\tilde{Y}(\delta, K, ML^{-\delta}, AL^2) \subset \Phi(Y(\delta, K, M, A)) \subset \tilde{Y}(\delta, K, ML^{+\delta}, AL^{-2}).$$

Remarks:

- There are two distinct uses of the norm:
 - $\|p - q\|$: distance between two “near” points: a “small” number.
 - $\|p\|$: distance to the origin: a “large” number. We will use it for $\frac{1}{\|p\|}$ in order to get a “small” number.
- If we denote $\tilde{p} = \Phi(p)$, then the bilipschitz property implies: $L^{-1}\|p\| \leq \|\tilde{p}\| \leq L\|p\|$ for some bilipschitz constant L , hence also:

$$L^{-1}\|p\|^{-1} \leq \|\tilde{p}\|^{-1} \leq L\|p\|^{-1}.$$

- Notice that in our definition of $Y(\delta, K, M, A)$ of lemma 7 there is a term in $\|p\|^{-1+\delta}$ while in [5] the term is $\|p\|^{1+\delta}$. After this modification, the proof is the same as in [5].
- We will restrict ourselves to a neighborhood of the point at infinity $(0 : 1 : 0)$, in particular we may suppose $|y| \gg |x|$ so that morally $\|p\| = \|(x, y)\| \simeq |y|$ (this is an equality in the case $\|\cdot\| = \|\cdot\|_\infty$).

Fix $s \in \mathbb{C}$ and denote $f_s(x, y) = x(x^2y^2 - sxy - 1)$. Let us denote $U = \{(x, y) \mid |\partial_x f_s| < |\partial_y f_s|\}$.

Lemma 8 (compare to [5], Lemma 3.2). *Let $(x(t), y(t)) \in U$ with $y(t) = \frac{1}{t}$. Then for $s^2 + 3 \neq 0$:*

$$x(t) = \gamma t + O(t^3) \quad \text{and} \quad f_s(x(t), y(t)) = \gamma(\gamma^2 - s\gamma - 1)t + O(t^3),$$

with

$$\gamma = \alpha_s \text{ or } \gamma = \beta_s \text{ a solution of } 3z^2 - 2sz - 1 = 0.$$

In this section we now suppose $s^2 + 3 \neq 0$.

Proof. Let $u = xy$. On U the inequality $|\partial_x f_s| < |\partial_y f_s|$ yields $|3u^2 - 2su - 1| < |x|^2|2u - s|$. In a neighborhood of the point at infinity $(0 : 1 : 0)$ we first prove that $|x(t)|$ is bounded as $t \rightarrow +\infty$. If this is not the case, then write $x(t) = a_0 t^{r_0} + a_1 t^{r_1} + \dots$ with $r_i \in \mathbb{Q}$, $r_i < r_{i+1}$ and here $r_0 < 0$. As $y(t) = 1/t$, then $u(t) \sim a_0 t^{r_0-1} \rightarrow +\infty$. Then $|3u^2 - 2su - 1| < |x|^2|2u - s|$ implies $r_0 \leq -1$ in contradiction with $\frac{x(t)}{y(t)} \rightarrow 0$. Now,

as $|x(t)|$ is bounded, inequality $|3u^2 - 2su - 1| < |x|^2|2u - s|$ implies that $|u(t)|$ is also bounded. Write again $x(t) = a_0 t^{r_0} + a_1 t^{r_1} + \dots$ and using that $u(t)$ is bounded gives $r_0 \geq 1$: $x(t) = a_0 t + a_1 t^{r_1} + \dots$ and $u(t) = a_0 + a_1 t^{r_1-1} + \dots$ ($a_0 \in \mathbb{C}$). We plug $u(t)$ in the inequality $|3u^2 - 2su - 1| < |x|^2|2u - s|$:

$$|3(a_0 + a_1 t^{r_1-1} + \dots)^2 - 2s(a_0 + a_1 t^{r_1-1} + \dots) - 1| = O(t^2).$$

It implies:

$$3a_0^2 - 2sa_0 - 1 = 0$$

and

$$6a_0 a_1 t^{r_1-1} - 2sa_1 t^{r_1-1} = O(t^2).$$

We may suppose $a_1 \neq 0$ and we now prove $r_1 \geq 3$. Otherwise $6a_0 = 2s$, that is to say $s = 3a_0$, but a_0 is a solution of $3z^2 - 2sz - 1 = 0$. This is only possible if $s^2 + 3 = 0$. So that $x(t) = \gamma t + O(t^3)$ as required, where γ is a solution of $3z^2 - 2sz - 1 = 0$. Then $f_s(x(t), y(t)) = \gamma(\gamma^2 - s\gamma - 1)t + O(t^3)$. \square

Lemma 9 (compare to [5], Lemma 3.3). *Let $0 < \delta < 1$ and $C > 0$. On the set:*

$$\{p = (x, y) \mid \exists p_0 = (x_0, y_0) \in U, f_s(p) = f_s(p_0), |y - y_0| \leq C|y_0|^{-1+\delta}\},$$

if we denote $y(t) = \frac{1}{t}$, then

$$(2) \quad x(t) = O(t)$$

and

$$(3) \quad f_s(x(t), y(t)) = \gamma(\gamma^2 - s\gamma - 1)t + O(t^{2-\delta}).$$

Proof. We denote $y(t) = \frac{1}{t}$ and $y(t_0) = \frac{1}{t_0}$. As $|y - y_0| \leq C|y_0|^{-1+\delta}$, we have $|\frac{1}{t} - \frac{1}{t_0}| \leq C|t_0|^{1-\delta}$ hence $|t_0/t - 1| \leq C|t_0|^{2-\delta}$ hence $t_0/t \rightarrow 1$, i.e $t \sim t_0$. Then $|t_0/t - 1| \leq C'|t|^{2-\delta}$ so that $t_0 = t + O(t^{2-\delta})$.

Now by hypothesis and by lemma 8,

$$f_s(x(t), y(t)) = f_s(x(t_0), y(t_0)) = \gamma(\gamma^2 - s\gamma - 1)t_0 + O(t_0^3) = \gamma(\gamma^2 - s\gamma - 1)t + O(t^{2-\delta}).$$

So that

$$f_s(x(t), y(t)) = x(t)(x(t)^2 y(t)^2 - s x(t) y(t) - 1) = \gamma(\gamma^2 - s\gamma - 1)t + O(t^{2-\delta}).$$

We start over the computations of lemma 8. Set $x(t) = a_0 t^{r_0} + a_1 t^{r_1} + \dots$ and $y(t) = 1/t$. Then

$$(4) \quad \frac{x(t)}{t} \left(\frac{x(t)^2}{t^2} - s \frac{x(t)}{t} - 1 \right) = \gamma(\gamma^2 - s\gamma - 1) + O(t^{1-\delta})$$

We cannot have $r_0 > 1$ since we would have $\frac{x(t)}{t} \rightarrow 0$ (as $t \rightarrow 0$) and the left-hand side of equation (4) would also tends to 0. We cannot either have $r_0 < 1$, since we would have $\left| \frac{x(t)}{t} \right| \rightarrow +\infty$ and the left-hand side of equation (4) would also tends to infinity. Then $r_0 = 1$ and $a_0(a_0^2 - sa_0 - 1) = \gamma(\gamma^2 - s\gamma - 1)$, so that $x(t) = O(t)$. \square

Lemma 10 (compare to [5], Corollary 3.4). *Let $Y = Y(\delta, K, M, A) = \{p \mid \psi(p, M\|p\|^{-1+\delta}, K) \geq A\}$ where $0 < \delta < 1$, $M > 0$ and A, K are sufficiently large constants. Then the formulas (2) and (3) holds for $(x(t), y(t)) \in Y$ with $y(t) = \frac{1}{t}$.*

Proof. The proof is the same as in [5]: for $p_0 = (x_0, y_0) \in Y$ there exists $p = (x, y) \in U$ such that

$$\|p - p_0\| \leq KM\|p_0\|^{-1+\delta}.$$

As $\frac{1}{2}|y_0| \leq \|p_0\| \leq 2|y_0|$ (since $x_0 \leq y_0$), it implies $|y - y_0| \leq C|y_0|^{-1+\delta}$ and lemma 9 applies. \square

Lemma 11 (compare to [5], Proposition 3.5). *Let $Y = Y(\delta, K, M, A)$, where $0 < \delta < 1$, $M > 0$ and A, K are sufficiently large constants. Suppose that p_1 and p_2 are in Y and there exists a $0 < \delta_1 < 1$ such that $\|p_1 - p_2\| \leq \|p_1\|^{-1+\delta_1}$. Then for $\max\{\delta, \delta_1\} < \delta_2 < 1$ and in a sufficiently small neighborhood of the point at infinity $(0 : 1 : 0)$:*

$$\left| \frac{f_s(p_1)}{f_s(p_2)} - a \right| \leq \|p_1\|^{-1+\delta_2},$$

with

$$a \in \left\{ 1, \frac{\alpha_s(\alpha_s^2 - s\alpha_s - 1)}{\beta_s(\beta_s^2 - s\beta_s - 1)}, \frac{\beta_s(\beta_s^2 - s\beta_s - 1)}{\alpha_s(\alpha_s^2 - s\alpha_s - 1)} \right\}.$$

Proof. Let $p_1 = (x_1(t), y_1(t))$ and $p_2 = (x_2(t'), y_2(t'))$ be two points in Y . Then by lemma 10

$$\begin{aligned} f_s(x_1(t), y_1(t)) &= \gamma(\gamma^2 - s\gamma - 1)t + O(t^{2-\delta}), \\ f_s(x_2(t'), y_2(t')) &= \gamma'(\gamma'^2 - s\gamma' - 1)t' + O(t'^{2-\delta}), \end{aligned}$$

where γ and γ' are in $\{\alpha_s, \beta_s\}$.

Now as $\|p_1 - p_2\| \leq \|p_1\|^{-1+\delta_1}$ it implies $|y_1 - y_2| \leq 2|y_1|^{-1+\delta_1}$, as in the proof of lemma 9 we get $t' = t + O(t^{2-\delta_1})$. Whence

$$f_s(x_2(t'), y_2(t')) = \gamma'(\gamma'^2 - s\gamma' - 1)t + O(t^{2-\delta_1}) + O(t^{2-\delta}).$$

Then

$$\frac{f_s(p_1)}{f_s(p_2)} = \frac{\gamma(\gamma^2 - s\gamma - 1)}{\gamma'(\gamma'^2 - s\gamma' - 1)} + O(t^{1-\delta_1}) + O(t^{1-\delta}).$$

Then for $\delta_2 > \max\{\delta, \delta_1\}$ with $\delta_2 < 1$ and in neighborhood of the point at infinity $(0 : 1 : 0)$ we get:

$$\left| \frac{f_s(p_1)}{f_s(p_2)} - a \right| \leq \frac{1}{2}|t|^{1-\delta_2} \leq \|p_1\|^{-1+\delta_2},$$

where $a = \gamma/\gamma'$. \square

Lemma 12 (compare to [5], Lemma 3.6). *Let K and A sufficiently large and $0 < \delta < 1$. Fix s with $s^2 + 3 \neq 0$. Then $Y = Y(\delta, K, M, A)$ is nonempty and contains the polar curve Γ_s . Moreover all the limits of $f_s(p_1)/f_s(p_2)$ given in lemma 11 can be obtained by taking p_1 and p_2 along the branches of Γ_s associated to the point at infinity $(0 : 1 : 0)$.*

Proof. Fix δ and K . Let $\pi_c : (f_s = c) \rightarrow \mathbb{C}$ be the projection $(x, y) \mapsto y$. It is a triple covering branched at the points $\Gamma_s \cap (f_s = c)$. These points are of coordinates

$$(\alpha_s t, \frac{1}{t}) \quad \text{and} \quad (\beta_s t', \frac{1}{t'}) \quad \text{with} \quad f_s(\alpha_s t, \frac{1}{t}) = f_s(\beta_s t', \frac{1}{t'}) = c.$$

As $f_s(\alpha_s t, \frac{1}{t}) = \alpha_s t(\alpha_s^2 - s\alpha_s - 1)$ it implies

$$t = \frac{c}{\alpha_s(\alpha_s^2 - s\alpha_s - 1)} \quad \text{and similarly} \quad t' = \frac{c}{\beta_s(\beta_s^2 - s\beta_s - 1)}.$$

For $s^2 + 3 \neq 0$, $\alpha_s \neq \beta_s$ and it also implies $t \neq t'$ hence $|y(t) - y(t')|$ is of order $y(t)$, that is to say two points of ramifications are far enough. Let $p_0 = (x_0, y_0)$ be a point of ramification

of π_c . Let $\mathcal{V} = \{y \mid |y - y_0| \leq \epsilon|y_0|\}$, with ϵ sufficiently small such that no other ramification point projects in \mathcal{V} . For a sufficiently large p_0 (i.e. small c), $X(p_0, KM\|p_0\|^{-1+\delta}) \subset \pi_c^{-1}(\mathcal{V})$. Now let $p = (x, y)$ such that:

$$|y - y_0| \leq |y_0|^{-1+\delta},$$

then by lemma 9, $x = O(\frac{1}{y})$ whence

$$\|p - p_0\| \leq 2\|p_0\|^{-1+\delta}.$$

Let $\mathcal{V}_\delta = \{y \mid |y - y_0| \leq \epsilon|y_0|^{-1+\delta}\}$, by the above inequality we get $\pi_c^{-1}(\mathcal{V}_\delta) \subset X(p_0, KM\|p_0\|^{-1+\delta})$. We restrict the triple branched covering π_c to a map $\tilde{\pi}_c$ from $\pi_c^{-1}(\mathcal{V}_\delta)$ composed by only two components of the triple cover. Let $y \in \mathcal{V}_\delta$ such that $|y - y_0| = \frac{1}{2}|y_0|^{-1+\delta}$. Let $p_1 = (x_1, y)$, $p_2 = (x_2, y)$ be the two points of $\tilde{\pi}_c^{-1}(y)$. These two points are in $\tilde{\pi}_c^{-1}(\mathcal{V}_\delta)$ which is a connected set. Any curve γ in $\tilde{\pi}_c^{-1}(\mathcal{V}_\delta)$ from p_1 to p_2 passes through p_0 , hence the projection of γ by $\tilde{\pi}_c$ passes through y_0 . Hence the inner distance (in $(f_s = c)$) of p_1 and p_2 is greater or equal than $2|y - y_0|$, it yields:

$$\text{dist}_{p_0, M\|p_0\|^{-1+\delta}, K}(p_1, p_2) \geq 2|y - y_0| = |y_0|^{-1+\delta} = |t|^{1-\delta},$$

where we denote $y_0 = \frac{1}{t}$. By lemma 9 we have $x_1 = O(t)$ and $x_2 = O(t)$, so that

$$\|p_1 - p_2\| \leq C|t|.$$

Then

$$\frac{\text{dist}_{p_0, M\|p_0\|^{-1+\delta}, K}(p_1, p_2)}{\|p_1 - p_2\|} \geq \frac{1}{C|t|^\delta} \xrightarrow{t \rightarrow 0} +\infty.$$

Then $\psi(p_0, M\|p_0\|^{-1+\delta}, K) \rightarrow +\infty$, as p_0 tends to the point at infinity $(0 : 1 : 0)$. It means that the branch of Γ_s near this point at infinity is included in $Y(\delta, K, M, A)$.

Finally we have already proved in subsection 3.1 that the list of values $f_s(p_1)/f_s(p_2)$ on Γ_s is the required one. \square

We conclude by the proof of the theorem in the complex case.

Proof of theorem 1'. Fix s . By lemma 7 the set Y for f_s is sent into a set \tilde{Y} for $f_{s'}$. The polar curve Γ_s is included in Y (lemma 12) and on this polar curve $f_s(p_1)/f_s(p_2)$ tends to a $\frac{\alpha_s(\alpha_s^2 - s\alpha_s - 1)}{\beta_s(\beta_s^2 - s\beta_s - 1)}$ for instance (lemma 11). On the one hand $f_{s'}(\tilde{p}_1)/f_{s'}(\tilde{p}_2)$ tends to the same value, because the bilipschitz homeomorphism Φ sends the levels of f_s to the levels of $f_{s'}$. On the other hand \tilde{p}_1, \tilde{p}_2 are in \tilde{Y} so that $f_{s'}(\tilde{p}_1)/f_{s'}(\tilde{p}_2)$ is in

$$\left\{ 1, \frac{\alpha_{s'}(\alpha_{s'}^2 - s'\alpha_{s'} - 1)}{\beta_{s'}(\beta_{s'}^2 - s'\beta_{s'} - 1)}, \frac{\beta_{s'}(\beta_{s'}^2 - s'\beta_{s'} - 1)}{\alpha_{s'}(\alpha_{s'}^2 - s'\alpha_{s'} - 1)} \right\}.$$

This is only possible for a finite set of values s' . \square

5. TOPOLOGICAL EQUIVALENCE

To complete the complex part of theorem 1 we prove the topological equivalence of any two polynomials.

Lemma 13. *Consider the following family of polynomials in $\mathbb{C}[x, y]$:*

$$f_s(x, y) = x(x^2y^2 - sxy - 1)$$

with $s^2 + 4 \neq 0$. For any s and s' the polynomials f_s and $f_{s'}$ are topologically equivalent.

This family is similar to examples in [1] of polynomials that are topologically equivalent but not algebraically equivalent. Recall that two polynomials $f, g : \mathbb{K}^n \rightarrow \mathbb{K}$ are *topologically equivalent* if there exist a homeomorphism $\Phi : \mathbb{K}^n \rightarrow \mathbb{K}^n$ and a homeomorphism $\Psi : \mathbb{K} \rightarrow \mathbb{K}$ such that $g \circ \Phi = \Psi \circ f$. We will use the following result that is global version of Lê-Ramanujam μ -constant theorem. See [2] for the two variables case and [3] for any number of variables.

Theorem 14. *Let $\{f_s\}_{s \in [0,1]}$ be a continuous family of complex polynomials with isolated singularities (in the affine space and at infinity), with $n \neq 3$ variables. Suppose that the following integers are constant w.r.t. the value of s :*

- $\deg f_s$, the degree,
- $\#\mathcal{B}_s$, the number of irregular values,
- $\chi(f_s = c_{gen})$, the Euler characteristic of a generic fiber.

Then f_0 and f_1 are topologically equivalent.

Proof of lemma 13.

- **Degree.** It is clear that the degree of the f_s is independent of s .
- **Affine singularities.** We search for points (x, y) where both derivatives vanish. $\partial_x f_s(x, y) = 3x^2y^2 - 2sxy - 1$ and $\partial_y f_s(x, y) = x^2(2xy - s)$. If $x = 0$ then $\partial_x f_s(x, y) \neq 0$. So that $\partial_y f_s(x, y) = 0$ implies $2xy - s = 0$. We plug $xy = s/2$ in $\partial_x f_s(x, y) = 0$ and get $s^2 + 4 = 0$. Notice that $s^2 + 4 = 0$ gives also the values where f_s is not a reduced polynomial. Conclusion: for $s^2 + 4 \neq 0$, the polynomials f_s has no affine singularities (nor affine critical values), so that its global affine Milnor number is $\mu_s = 0$.
- **Singularities at infinity.** The two points at infinity for this family are $P_1 = (0 : 1 : 0)$ and $P_2 = (1 : 0 : 0)$. Let $F_s(x, y, z) = x(x^2y^2 - sxyz^2 - z^4) - cz^5$ be the homogenization of $f_s(x, y) - c$.
 - **Milnor number at P_1 .** We localize F_s at $P_1 = (0 : 1 : 0)$ to get $g_s(x, z) = F_s(x, 1, z) = x(x^2 - sxz^2 - z^4) - cz^5$. We compute the local Milnor of g_s at $(0, 0)$. For instance we may use the Newton polygon of g_s and Kouchnirenko formula. We get, for any s (with $s^2 + 4 \neq 0$) and depending on c :

$$\mu(g_s) = 8 \text{ if } c \neq 0 \quad \text{and} \quad \mu(g_s) = 10 \text{ if } c = 0.$$

Hence the value 0 is an irregular value at infinity and the jump of Milnor number is $\lambda_{P_1} = 10 - 8 = 2$.

- **Milnor number at P_2 .** At $P_2 = (1 : 0 : 0)$ we get $h_s(y, z) = F_s(1, y, z) = y^2 - syz^2 - z^4 - cz^5$. The local Milnor number of h_s at $(0, 0)$ is independent of s and c :

$$\mu(h_s) = 3.$$

So that there is no irregular values at infinity for this point and $\lambda_{P_2} = 0$.

- Then the Milnor number at infinity is $\lambda_s = \lambda_{P_1} + \lambda_{P_2} = 2$ and the only irregular value at infinity is 0.
- **Conclusion.** For all s the only irregular value is 0: $\mathcal{B}_s = \{0\}$, the Euler characteristic of a generic fiber given by $\chi_s = 1 - \mu_s - \lambda_s = -1$ is also constant. Then by theorem 14 any f_s and $f_{s'}$ are topologically equivalent.

□

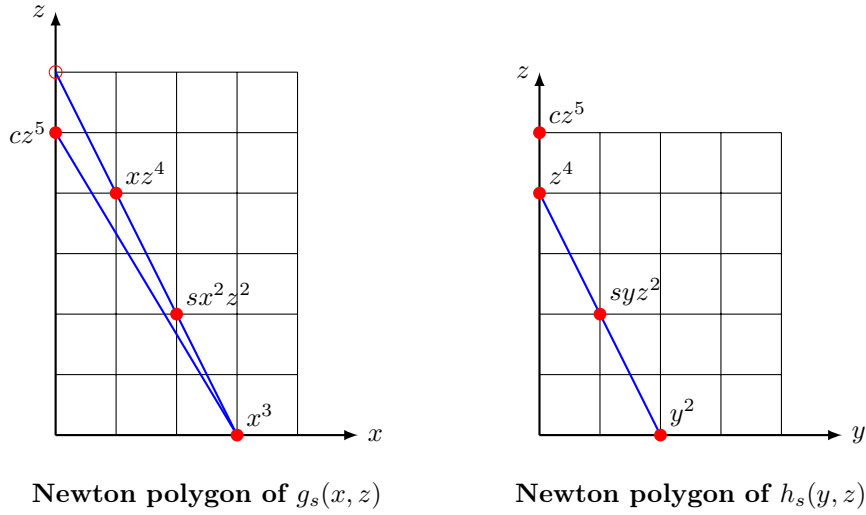


FIGURE 6. Computation of Milnor number at infinity.

REFERENCES

- [1] Arnaud Bodin. Classification of polynomials from \mathbb{C}^2 to \mathbb{C} with one critical value. *Math. Z.*, 242(2):303–322, 2002.
- [2] Arnaud Bodin. Invariance of Milnor numbers and topology of complex polynomials. *Comment. Math. Helv.*, 78(1):134–152, 2003.
- [3] Arnaud Bodin and Mihai Tibăr. Topological equivalence of complex polynomials. *Adv. Math.*, 199(1):136–150, 2006.
- [4] Takuo Fukuda. Types topologiques des polynômes. *Inst. Hautes Études Sci. Publ. Math.*, (46):87–106, 1976.
- [5] Jean-Pierre Henry and Adam Parusiński. Existence of moduli for bi-Lipschitz equivalence of analytic functions. *Compositio Math.*, 136(2):217–235, 2003.

E-mail address: arnaud.bodin@univ-lille.fr

UNIVERSITÉ DE LILLE, CNRS, LABORATOIRE PAUL PAINLEVÉ, 59000 LILLE, FRANCE