

Bulk-edge correspondence and long range hopping in the topological plasmonic chain

Simon R. Pocock[†], Paloma A. Huidobro[†], and Vincenzo Giannini^{†,‡}

[†]Physics Department, Blackett Laboratory, Imperial College London, Prince Consort Road, London SW7 2AZ

[‡]Instituto de Estructura de la Materia (IEM-CSIC), Consejo Superior de Investigaciones Científicas, Serrano 121, 28006 Madrid, Spain

The existence of topologically protected edge modes is often cited as a highly desirable trait of topological insulators. However, these edge states are not always present. A realistic physical treatment of long range hopping in a one-dimensional dipolar system can break the symmetry that protects the edge modes without affecting the bulk topological number, leading to a breakdown in bulk-edge correspondence. It is important to find a better understanding of where and how this occurs, as well as how to measure it. Here we examine the behaviour of the bulk and edge modes in a dimerised chain of metallic nanoparticles and in a simpler non-Hermitian next-nearest-neighbour model to provide some insight into the phenomena of bulk-edge breakdown. We construct bulk-edge correspondence phase diagrams for the simpler case and use these ideas to devise a measure of symmetry-breaking for the plasmonic system based on its bulk properties. This provides a parameter regime for which bulk-edge correspondence is preserved in the topological plasmonic chain, as well as a framework for assessing this phenomenon in other systems.

1 Introduction

Topological insulators (TIs) are often described as materials which have insulating bulks but support surface or edge states that are strongly protected from disorder or other perturbations by topology. Some time after the introduction of topological physics in the Hermitian quantum world [1–6], photonic systems were shown to also exhibit topological properties [7–17]. These photonic topological insulators (PTIs) have exciting applications for unidirectional waveguides [10] and lasing [18–20] and show interesting effects in coupling to quantum emitters [21]. In addition, TIs have been shown to interact with light in intriguing ways [22]. PTIs offer a useful platform to study how TIs are affected by non-Hermiticity, which can emerge as a consequence of loss, gain and phase information in photonic systems.

The topological properties of a system are specified by the symmetries of its Hamiltonian. In the Hermitian case a ‘periodic table’ of symmetries and the corresponding topological properties has already been found [23], while the search for the non-Hermitian equivalent is ongoing [24–26]. Some non-Hermitian symmetries have already been identified and studied, such as the well known parity-time (\mathcal{PT}) symmetry, where in the photonic context loss and gain are carefully balanced so that the Hamiltonian has real valued eigenvalues [27–29]. In this work we consider a one-dimensional system with chiral symmetry with links to the famous Su-Schrieffer-Heeger (SSH) model [30, 31]. Chiral symmetry is often also referred to as sublattice symmetry, because the sublattices in a chirally symmetric system are identical.

Topological insulators typically have a topological number associated with the bulk and surface or edge states depending on this number. Systems which are both in a topological phase and which have the correct number of surface or edge states related to the bulk topological number are said to have bulk-edge correspondence (BEC) [32], which is sometimes thought of as a requirement for a system to be a TI. There is, however, some discussion in the literature that this may be too narrow a definition and that some materials can be said to be topological in spite of a lack of edge or surface states [33, 34]. Even so, the existence of topologically protected edge modes is often desired. The question of the existence of BEC is often asked in the field of non-Hermitian TIs and is hotly debated [35–41]. Hermitian systems can also exhibit BEC breakdown due to breaking of the symmetry that protects the edge modes [42].

In a previous work we studied the one-dimensional topological plasmonic chain with retardation and radiative effects and showed that it acts as a non-Hermitian topological insulator with edge modes due to an approximate chiral symmetry [43], as did others with a different mathematical approach [44]. In fact, when long range hopping is considered the chiral symmetry is subtly broken by an identity term in the Hamiltonian, but the system still features topological numbers and phases. Although technically any breaking of chiral symmetry removes topological protection, when the contribution from long range hopping is small enough edge modes still exist and feature some protection. However, for a certain polarisation and for certain parameters of the chain BEC does break down in similar dipolar models such as cold atoms and for phonon polaritons [45, 46]. Since realistic photonic systems often

feature some degree of long range hopping it is necessary to understand how this affects the existence of bulk-edge correspondence.

In this work we study BEC breakdown in this realistic physical model and also a simpler non-Hermitian SSH model, defining a model-specific measure of non-chirality to elucidate where BEC breakdown occurs.

2 The topological plasmonic chain

The topological plasmonic chain in question is a one-dimensional chain of metallic nanoparticles with alternating spacing, depicted in figure 1(a). There are two particles per unit cell labelled A and B with radius a and unit cell spacing d . Intracell spacing is given by $\beta d/2$ so that the parameter β describes the staggering of the chain, with $\beta = 1$ equally spaced. The alternating spacing is reminiscent of the SSH model which has alternating hopping on a one-dimensional lattice [30], and reproduces the physics of the SSH model in the quasistatic limit [47–49]. Similar SSH-like physics has also been studied in zigzag chains of nanoparticles [50, 51].

When the centres of the particles are further apart than $3a$ the particles are well described using the coupled dipole approximation (CDA) [52],

$$\frac{1}{\alpha(\omega)} \mathbf{p}_n = \sum_{m \neq n} \mathbf{G}(\mathbf{r}_n, \mathbf{r}_m, \omega) \mathbf{p}_m, \quad (1)$$

where \mathbf{p}_n is the dipole moment of the n th particle, $\mathbf{G}(\mathbf{r}_n, \mathbf{r}_m, \omega)$ is the Green's dyadic between the positions \mathbf{r} of the n th and m th particles at frequency ω , $\alpha(\omega)$ the polarizability of the particles.

We use the MLWA [53] for the polarizability,

$$\alpha(\omega) = \frac{\alpha_{qs}(\omega)}{1 - i\frac{2}{3}k^3\alpha_{qs}(\omega) - \frac{k^2}{a}\alpha_{qs}(\omega)}, \quad (2)$$

with $k = \sqrt{\epsilon_B}\omega/c$, where ϵ_B is the background dielectric and $\alpha_{qs}(\omega)$ is the quasistatic polarizability given by

$$\alpha_{qs}(\omega) = a^3 \frac{\epsilon(\omega) - \epsilon_B}{\epsilon(\omega) + 2\epsilon_B}. \quad (3)$$

Here $\epsilon(\omega)$ is the dielectric function of the particles, in this work given by the Drude model,

$$\epsilon(\omega) = \epsilon_\infty - \frac{\omega_P^2}{\omega^2 + i\omega/\tau}. \quad (4)$$

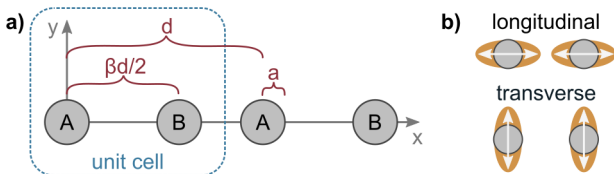


Figure 1: (a) Schematic diagram of the topological plasmonic chain and (b) the two distinct and decoupled polarizations

We consider silver nanoparticles in air, so that $\epsilon_\infty = 5$, $\hbar\omega_P = 8.9$ eV, $\tau = 17$ fs [54] and $\epsilon_B = 1$. We take small particles with radius $a = 5$ nm, leading to a single particle surface plasmon resonance (SPR) frequency of $\hbar\omega_{sp} = 3.36$ eV. These particles are small so that MLWA and quasistatic approximation for the polarizability give very similar results, but the use of MLWA allows the potential for larger particles. This size is large enough to treat the particles classically [55] but small enough to make the approximation that $\omega = \omega_{sp}$ in the Green's dyadic, linearising the function. This simplifies calculations by removing ω dependence from the bulk Bloch Hamiltonian, and is a good approximation for small particles because ω varies faster in the polarizability than the Green's function. For larger particles the approximation becomes inaccurate at the light line $k_x = \pm k_{sp}$.

For the one-dimensional chain the x , y and z components of equation 1 decouple. This leads to two distinct polarisations of the particles, longitudinal (x) and transverse (y and z) in figure 1(b). It is helpful to re-label particles by unit cell and sublattice, leading to a set of equations

$$\begin{aligned} \frac{d^3}{\alpha(\omega)} p_{A,n}^\nu &= \sum_{m \neq n} g^\nu(m-n) p_{A,m}^\nu \\ &+ \sum_m g^\nu(m-n+\beta/2) p_{B,m}^\nu, \\ \frac{d^3}{\alpha(\omega)} p_{B,n}^\nu &= \sum_{m \neq n} g^\nu(m-n) p_{B,m}^\nu \\ &+ \sum_m g^\nu(m-n-\beta/2) p_{A,m}^\nu, \end{aligned} \quad (5)$$

where $\nu = x, y, z$ represents the direction of polarisation and the linearised reduced Green's functions $g^\nu(r)$ are given by

$$g^x(r) = 2 \frac{e^{ik_{sp}d|r|}}{|r|^3} [1 - ik_{sp}d|r|], \quad (6)$$

$$g^{y,z}(r) = -\frac{e^{ik_{sp}d|r|}}{|r|^3} [1 - ik_{sp}d|r| - (k_{sp}d)^2|r|^2], \quad (7)$$

with r the spacing between particles divided by d and $k_{sp} = \sqrt{\epsilon_B}\omega_{sp}/c$ the magnitude of the wavevector of light with the same frequency as the single particle SPR. We refer to the third term in the transverse reduced Green's function (equation 7) as 'long range', as it decays proportional to the inverse of the particle separation. In addition we note the finite lifetime of the plasmons, which cause decoherence between the nanoparticles. Dipoles can only interact coherently if they have separation less than $c\tau/\sqrt{\epsilon_B}$, which we take into account by setting $g(r)$ to zero if $rd > c\tau/\sqrt{\epsilon_B}$.

This system is physically identical to one we examined in a previous work, but we use a slightly different model. By linearising the Green's functions we reduce the numerical difficulty of the model and allow ourselves to consider longer chains. The addition of the plasmon lifetime based cutoff removes physically unrealistic divergences at the light line.

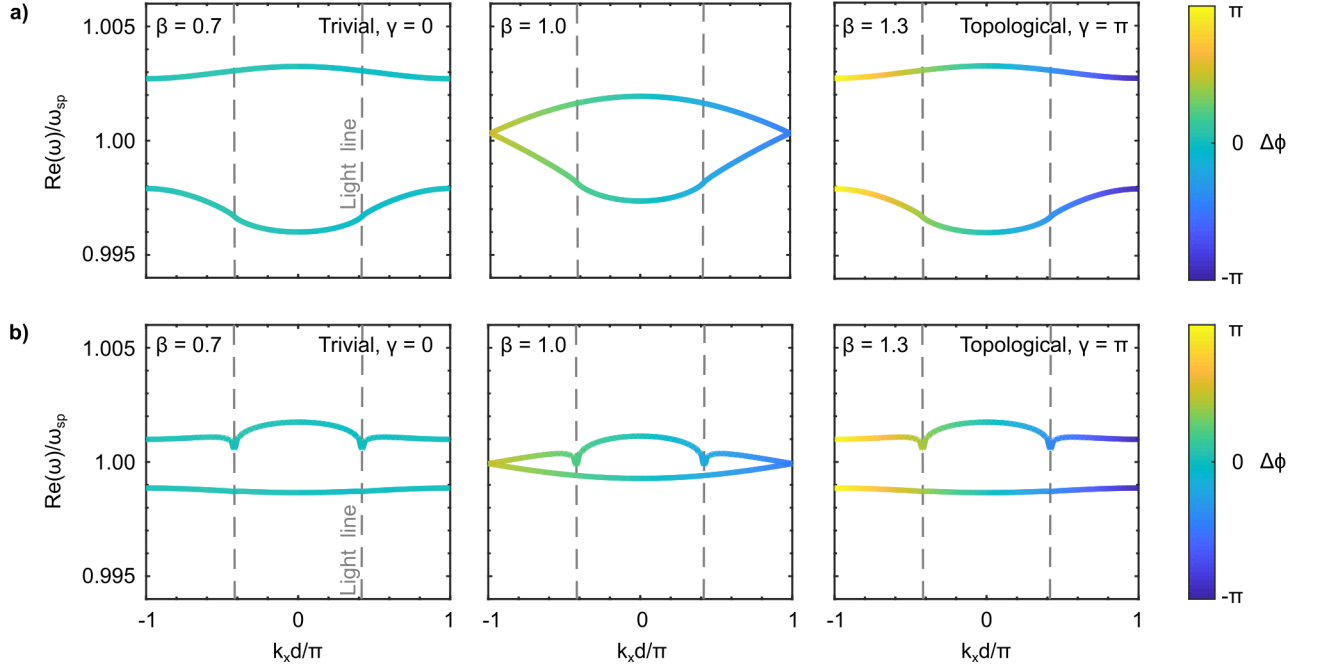


Figure 2: Real part of the dispersion relation of the topological plasmonic chain with $a = 5$ nm and $k_{sp}d = 0.42\pi$ for the (a) longitudinal polarisation and (b) transverse polarisation, which corresponds to $d = 77$ nm. Band colouring shows how ϕ changes for each band away from the centre of the BZ. Not depicted is that the upper and lower bands have a phase difference of π .

In order to understand the topological properties of the system we study the bulk by considering an infinite chain. We relabel particles by unit cell and sublattice A or B and apply Bloch's theorem to arrive at the eigenvalue problem

$$\mathcal{G}^\nu(k_x) \begin{pmatrix} p_A^\nu \\ p_B^\nu \end{pmatrix} = E(\omega, k_x) \begin{pmatrix} p_A^\nu \\ p_B^\nu \end{pmatrix}, \quad (8)$$

where k_x is the x -component of the wavevector, the eigenvalue $E(\omega, k_x) = d^3/\alpha(\omega)$ and the components of the 2×2 Bloch Hamiltonian matrix are given by

$$\begin{aligned} \mathcal{G}_{11}^\nu(k_x) &= \mathcal{G}_{22}^\nu(k_x) = \sum_{n \neq 0} g^\nu(n) e^{ik_x d n}, \\ \mathcal{G}_{12}^\nu(k_x) &= \sum_n g^\nu(n + \beta/2) e^{ik_x d n}, \\ \mathcal{G}_{21}^\nu(k_x) &= \sum_n g^\nu(n - \beta/2) e^{ik_x d n}. \end{aligned} \quad (9)$$

The matrix is non-Hermitian, which allows E to take complex values. Solving the equation for ω gives the bulk dispersion relation of the chain. As an example we consider the case of $k_{sp}d/\pi = 0.42$, corresponding to $d = 77$ nm, in figure 2, plotting the real part of the dispersion relation for the longitudinal (a) and transverse (b) polarisations with $\beta = 0.7, 1$, and 1.3 . The band structure is symmetric in k_x due to the inversion symmetry of the system.

The relevant topological number of this system is the Zak phase [56], given by

$$\gamma = \frac{\phi(\pi) - \phi(-\pi)}{2} \mod 2\pi, \quad (10)$$

where $\phi(k_x d)$ is the relative phase between p_A and p_B . In a system with bulk-edge correspondence a Zak phase of $\gamma = \pi$ ($\gamma = 0$) predicts the existence (non-existence) of topologically protected edge modes [57]. The colouring of the bands in figure 2 shows how ϕ changes moving away from the centre of the Brillouin zone. We see that for $\beta < 1$, $\gamma = 0$ and for $\beta > 1$, $\gamma = \pi$. There is a bandgap closure at $\beta = 1$ for complex ω (imaginary part not shown in the figure), indicating a topological phase transition, and the colouring of the bands shows that the Zak phase is not an integer. Notably the closing of the gap in ω is equivalent to the closing of the gap in E and it is therefore enough to consider the eigenvalues E rather than ω when examining the topological properties of the system.

In this case the topological number is quantised by chiral symmetry, where a given Hamiltonian \hat{H} satisfies the relation $\sigma_z \hat{H} \sigma_z = -\hat{H}$, where σ_z is the Pauli spin matrix. We argued in a previous work [43] that although \mathcal{G} does not satisfy this relation, it is equal to a chirally symmetric matrix plus an identity term $\mathcal{G}_{11}I$. It therefore has the same eigenvectors as a chiral matrix and so the Zak phase, which is calculated from the eigenvectors, is equal to that of the chiral matrix $\mathcal{G} - \mathcal{G}_{11}I$. In chirally symmetric systems the eigenvalues come in positive and negative pairs, leading to a spectrum that is symmetric about $|E| = 0$. The addition of the identity term shifts the bulk bands by $\mathcal{G}_{11}(k_x)$ in the complex plane.

However, a subtlety not noted was that although the bulk topological number is the same, bulk-edge correspondence is not necessarily preserved. The sublattice operators which guarantee the existence and protection of zero eigenvalue edge modes in the finite chiral sys-

tem [31] do not exist for the finite ‘trivially broken chiral’ system. Other studies have already argued that the existence of large enough A to A and B to B hopping causes the disappearance of edge modes in simple Hermitian and dipolar non-Hermitian systems [42, 45]. We study the effect that this has on the plasmonic chain by considering finite systems which are forced to be chiral, by setting the A to A and B to B hopping to zero artificially and comparing these with the physical ‘full dipolar’ model.

Figure 3(a) and (b) show $|E|$ for $N = 600$ particle finite chains with $\beta = 1.3$ with changing $k_{sp}d$. Chiral bulk modes are shown in red and full dipolar modes in blue, with topologically protected edge modes coloured yellow. The dark grey region is where the spacing of the particles is too small for the CDA to be applicable, because at these shorter spacings higher order modes come into play. Fig 3(a) shows the longitudinal polarisation. For $\beta > 1$ the longitudinal bulk predicts a Zak phase of $\gamma = \pi$ and in this case we confirm that there are topologically protected edge modes fixed at $|E| = 0$ in the chiral case, and in the full-dipolar case these modes slightly deviate from zero as the particle spacing increases. This is consistent with other works that suggest that the longitudinal full-dipolar case always features bulk-edge correspondence because A to A and B to B hoppings are ‘small enough’ for all $k_{sp}d$.

Fig 3(b) shows the transverse polarisation, with vertical black lines marking the Zak phase transition according to bulk calculations. In the chiral case we see that for small enough $k_{sp}d$, where the long range term in equation 6 is small, the Zak phase is equal to that of the longitudinal chain. As $k_{sp}d$ increases the Zak phase for β above and below 1 swaps at specific values of $k_{sp}d$ in what we previously called *retardation induced topological phase transitions*, which are caused by the long range term. These phase transitions are non-Hermitian features which occur at exceptional points, where one of the off-diagonal terms in the Bloch Hamiltonian is zero. The exceptional points come in pairs symmetrically around $\beta = 1$; if \mathcal{G}_{12} is zero for some value of $k_{sp}d$ for $\beta = 0.7$ then \mathcal{G}_{21} is zero for the same $k_{sp}d$ for $\beta = 1.3$. Therefore for $\beta = 0.7$ the Zak phase is exactly opposite to $\beta = 1.3$ for all $k_{sp}d$. In the chiral case the existence and non-existence of zero edge modes are predicted perfectly by the Zak phase; as expected the chiral finite chain has bulk-edge correspondence. In the full dipolar case, however, the bulk and edge modes intersect before the first phase transition and for higher $k_{sp}d$ there is no longer bulk-edge correspondence. In this work we will call this the *bulk-edge correspondence breakdown*. This is not a topological phase transition: edge modes are lost in the $\beta > 1$ case but not gained in the $\beta < 1$ case (see supporting information, SI), and the Zak phase does not change. The fact that this happens before the first Zak phase transition is consistent with the notion that the breakdown occurs because the long range term gets ‘too large’ and therefore the A to A and B to B terms get too large, as the retardation induced phase transitions are also related to the long range term becoming important.

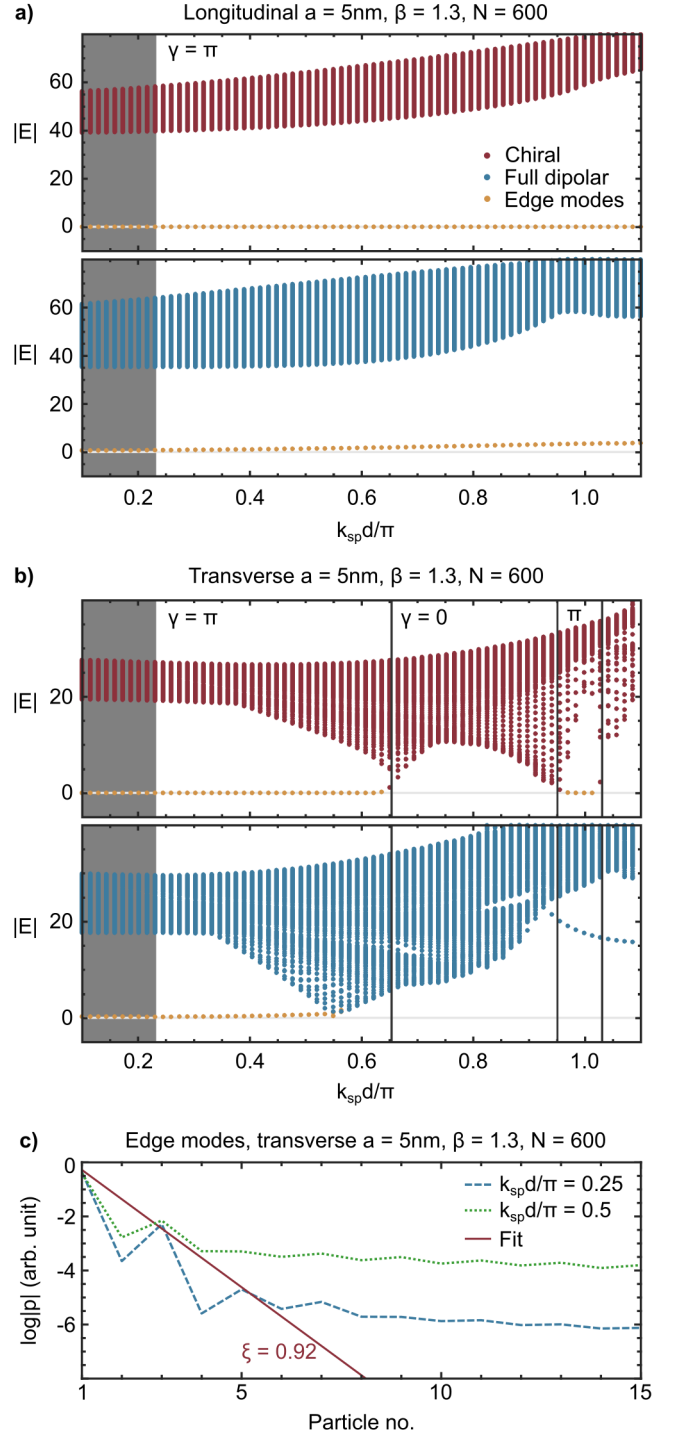


Figure 3: Eigenvalues of the chiral (red) and full dipolar (blue) topological plasmonic chain with changing $k_{sp}d$ for the (a) longitudinal and (b) transverse polarisations. Topologically protected edge modes are yellow. The dark grey area indicates the region where the CDA is not valid as the particles are too closely spaced. Vertical black lines indicate Zak phase transitions as predicted by the closing of the bulk gap. (c) Edge mode profiles of (b) blue for different choices of $k_{sp}d$.

Fig 3(c) shows log plots of the dipole moments $|p|$ of two edge modes, one far from the bulk-edge correspondence breakdown at $k_{sp}d/\pi = 0.25$ and one close to the breakdown at $k_{sp}d/\pi = 0.5$. In a chiral system the edge modes are fully supported on one sublattice, which

would in this case be the A sublattice. Due to the chiral symmetry breaking edge modes spill into the B sublattice, but we apply our exponential fit (red line) only to the A sublattice. Unlike the usual description of SSH model phase transitions the edge modes are not fully exponential but rather appear to feature a highly localised edge part with localisation length ξ , which does not change as $k_{sp}d$ increases, and a bulk-like component that grows as $k_{sp}d$ increases. It appears that as the BEC breakdown approaches there is some mixing between the bulk and edge modes. This long bulk-like tail is related to the nature of the long range hopping. In figure 3(a) and (b) the edge modes are highlighted based on how close they are to zero, how localised the edge part is, and how much larger the edge part is compared to the average of the bulk part.

Although in the case of transverse polarisation chiral symmetry is strongly broken as $k_{sp}d$ becomes large enough, the system still has a quantised Zak phase due to its inversion symmetry. Although this no longer corresponds to the presence of edge modes, there is some evidence that the topological properties of inversion symmetric systems manifest in other ways [33, 34], and that there may be measureable consequences of topological phase independent of the existence of edge modes [21].

Missing from our current description of BEC breakdown is an understanding of exactly how the A to A and B to B hoppings have to behave to break down the topological protection of the system. In order to better understand the effect that ‘trivial’ chiral symmetry breaking has on bulk-edge correspondence we now study a much simpler non-Hermitian, next nearest neighbour extension to the SSH model.

3 Non-Hermitian NNN SSH model

We consider a next nearest neighbour (NNN) SSH model much like in a work by Pérez-González *et al.* [42] with the addition of symmetric complex valued hopping as in figure 4(a), which makes the model non-Hermitian. Intracell hopping is given by $v = |v|e^{i\phi_v}$, intercell hopping by $w = |w|e^{i\phi_w}$ and A to A and B to B hopping by $J = |J|e^{i\phi_J}$. The Hamiltonian is given by

$$\begin{aligned} \mathcal{H} = & \sum_{n=1}^N v [|n, A\rangle\langle n, B| + H.c.] \\ & + \sum_{n=1}^{N-1} w [|n+1, A\rangle\langle n, B| + H.c.] \\ & + \sum_{n=1}^{N-1} J [|n+1, A\rangle\langle n, A| + |n+1, B\rangle\langle n, B| + H.c.], \end{aligned} \quad (11)$$

where $H.c.$ is the Hermitian conjugate. This model has bulk Bloch Hamiltonian

$$\mathcal{H}_{bulk}(k) = \begin{pmatrix} 2J \cos(k) & v + e^{-ik}w \\ v + e^{ik}w & 2J \cos(k) \end{pmatrix}. \quad (12)$$

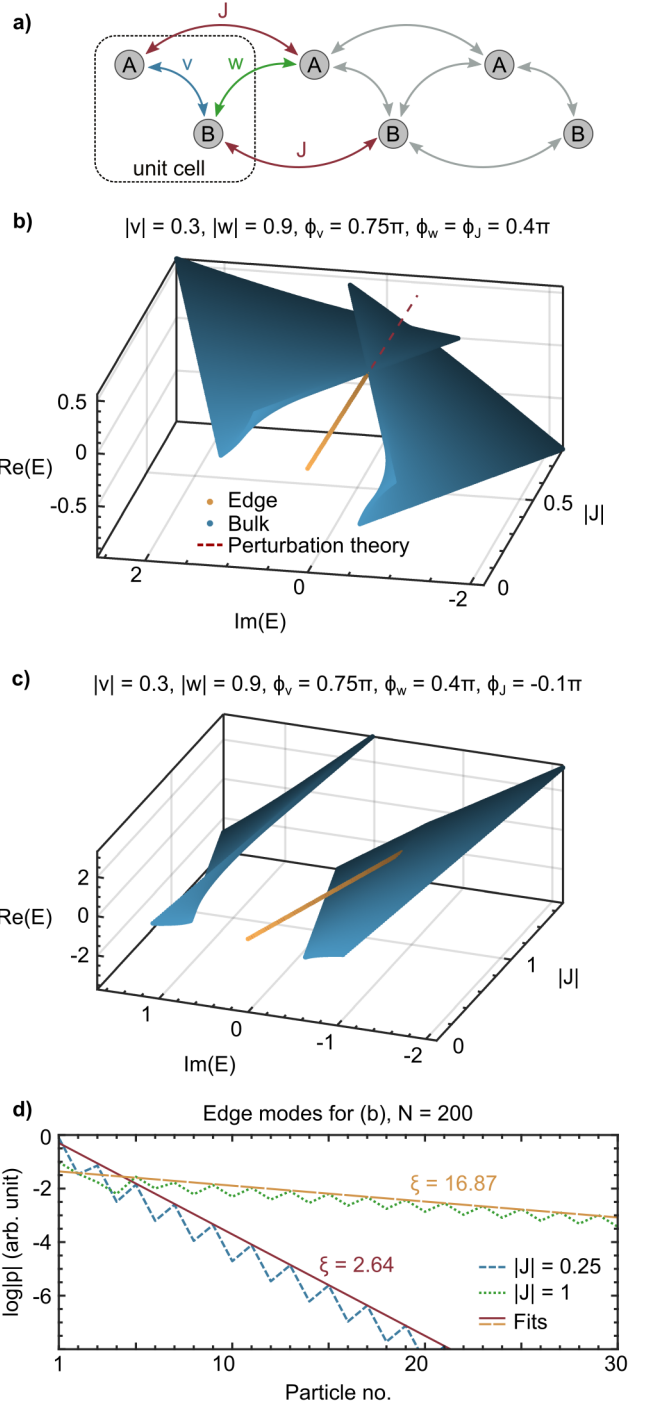


Figure 4: (a) Diagram of next nearest neighbour SSH model with complex hopping v , w and J . (b) and (c) Bulk (blue) and edge mode (yellow) eigenvalues of the non-Hermitian NNN SSH model for changing values of $|J|$, for different choices of hopping parameters and phases in (b) and (c). Modes with larger $|J|$ values are darker. The red dashed line is given by perturbation theory (see SI). (d) Edge mode profiles for the choice of parameters given in (c) for different choices of $|J|$.

This Hamiltonian has similarities to \mathcal{G} in that it has inversion symmetry and chiral symmetry broken by an identity term, in this case proportional to the complex variable J . In fact, the chiral system that this model shares bulk eigenvectors with is exactly the non-Hermitian SSH model studied by Lieu [29] and the sys-

tem has Zak phase $\gamma = \pi$ ($\gamma = 0$) when $|w| > |v|$ ($|w| < |v|$), with topological phase transition at $|w| = |v|$.

Solving the eigenvalue problem gives the bulk eigenvalues,

$$E_{bulk} = 2J \cos(k) \pm \sqrt{v^2 + w^2 + 2vw \cos(k)}, \quad (13)$$

while the variation of edge eigenvalues from the chiral system's $E_{edge} = 0$ caused by the addition of small J is given by perturbation theory (see SI), which confirms the fit produced by Pérez-González [42] in the Hermitian case,

$$E_{edge} = -2J \frac{v}{w}. \quad (14)$$

Figures 4(b) and (c) show the evolution of finite chain eigenvalues E as $|J|$ increases for chains with $N = 200$ particles with $|v| = 0.3$, $|w| = 0.9$, $\phi_v = 0.75\pi$, $\phi_w = 0.4\pi$ and two different choices of phase for J , $\phi_J = 0.4\pi$ in (b) and $\phi_J = -0.1\pi$ in (c). Bulk modes are coloured blue and edge modes coloured yellow, with a red dashed line showing the predicted path of edge modes according to equation 14. As expected we see that edge modes enter the bulk for some value of $|J|$ and then disappear, marking the breakdown of bulk-edge correspondence in the system. Figure 4(b) shows a choice of parameters where the bulk bands move to close and cross the path of the edge modes, while figure 4(c) shows the case where the bulk does not close, but the edge modes move into one of the bulk bands to destroy bulk-edge correspondence. The movement of the bulk and movement of the edge modes are the two phenomena that appear to govern the destruction of bulk-edge correspondence. In fact, there is a third case where the bands close due to finite size effects, but we ignore this for now as we cannot quantify it with the bulk Hamiltonian and its effect can be reduced by increasing the number of particles in the chain. For any set of parameters v , w and J , BEC breakdown is caused by a combination of these effects.

Figure 4(d) shows edge modes of figure 4(c) for particular choices of $|J|$. As before they delocalise as we approach the BEC breakdown, but unlike the plasmonic topological insulator case they are completely exponential and as $|J|$ increases so does the localisation length ξ , until they are no longer localised.

Ignoring finite size effects we can find where the bulk and edge modes first intersect by solving $E_{edge}(k) = E_{bulk}(k)$ for $J(k)$. We can plot the value of $J(k)$ for which BEC break down occurs, constructing the phase diagrams as in figure 5. Figure 5(a) shows the BEC phase diagram for the parameters used in figure 4(b) and (c), where the white region corresponds to the values of J with bulk-edge correspondence and the green region corresponds to values where it is broken. The red dashed and blue solid lines correspond to choices of ϕ_J from figures 4(b) and (c) respectively. For $|v| \ll |w|$, as in figure 5(a), the phase corresponding to the smallest $|J|$ at which BEC breakdown occurs is $\phi_J = \phi_w$ and the transition happens at $J = w/2$ (yellow cross). Comparing figures 4 and 5(a) we see that when $\phi_J \sim \phi_w$

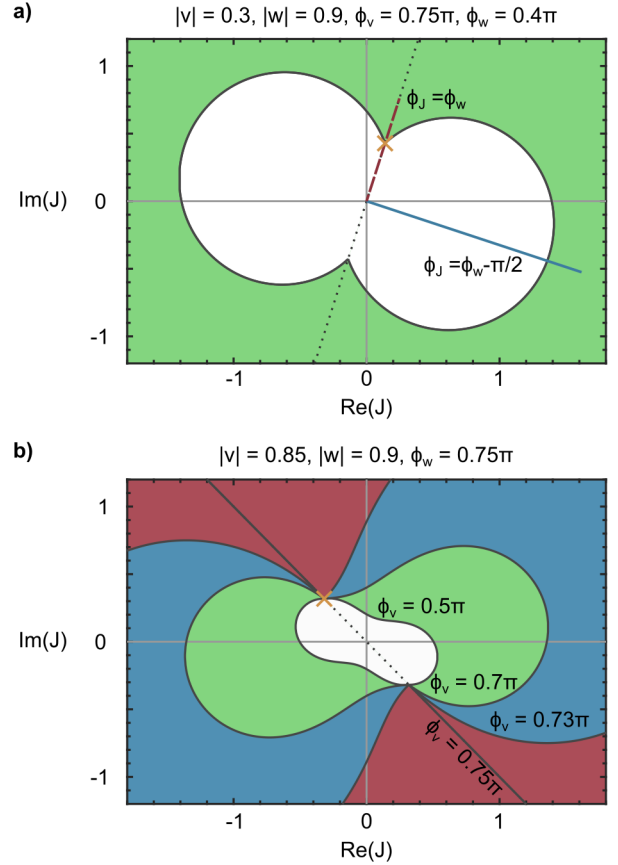


Figure 5: (a) BEC phase diagram with predicted region of bulk-edge correspondence (white) and its breakdown (green) for parameters of the chain from fig 4, with ϕ_J from fig 4(a) (red dashed line) and fig 4(b) (blue line), yellow cross at $w/2$ and dotted line along ϕ_w . (b) BEC phase diagrams for $|v| \sim |w|$ and varying ϕ_v .

BEC breakdown is dominated by bulk movement and when ϕ_J is far from ϕ_w it is dominated by edge movement. In the Hermitian model $\phi_J = \phi_w$ always. Because non-Hermiticity allows for complex J it leads to different behaviours depending on the ‘path’ of the bulk in complex space.

Figure 5(b) shows the case where $|v|$ is similar but still smaller than $|w|$, for different values of ϕ_v . As ϕ_v gets closer to ϕ_w the region of bulk-edge correspondence becomes larger, until at $\phi_v = \phi_w$ it theoretically only breaks down when $\phi_J = \phi_w$. However, for ϕ_J further from ϕ_w the breakdown is dominated by finite effects which shrink the size of the BEC region. In this case when ϕ_v is not similar to ϕ_w we also see that the shortest path in J space is not necessarily along ϕ_J .

We now apply this knowledge to the plasmonic chain.

4 BEC breakdown in the plasmonic chain

Previous works have discussed the fact that a breakdown in bulk-edge correspondence occurs in the transverse case when the long range term in the Green’s function becomes large enough that A to A and B to B hoppings are comparable to A to B and B to A hop-

pings [45, 46]. In the following we elaborate on what these requirements actually are and how we can find where this occurs by considering bulk terms.

We have observed that depending on the parameters of a system BEC breakdown can be dominated by the movement of the bulk or of the edge modes. From plots like figure 3(b) and others (see supporting information) we can see that the movement of the bulk dominates and we can assume $E_{edge} = 0$. We note again that the bulk bands $E_{bulk}(k_x)$ are given by the off-diagonal terms of the bulk Bloch Hamiltonian $\pm\sqrt{\mathcal{G}_{12}(k_x)\mathcal{G}_{21}(k_x)}$ plus a shift in complex space by the chiral symmetry breaking on-diagonal term $\mathcal{G}_{11}(k_x)$. In the Hermitian case [42] one of the bands can cross zero when, for some value of k_x in the Brillouin zone, the magnitude of the on-diagonal term is equal to that of the chiral bands,

$$|\mathcal{G}_{11}(k_x)| = |\sqrt{\mathcal{G}_{12}(k_x)\mathcal{G}_{21}(k_x)}|. \quad (15)$$

When considering non-Hermiticity we must be careful because the phase of \mathcal{G}_{11} compared to the positions of the bands is also important: one of the bands will only touch zero at the point where the magnitudes are equal if the shift caused by \mathcal{G}_{11} is directed towards zero, rather than some other direction in complex space. In fact by observing bulk band structures we can see that the dips at the light line lead to the zero-line crossing first as $k_{sp}d$ increases, because they are the minimum $|E|$ for one of the bands. We also observe that at the light line the phases of $\mathcal{G}_{11}(k_x)$ and one of $\pm\sqrt{\mathcal{G}_{12}(k_x)\mathcal{G}_{21}(k_x)}$ are approximately equal, which is likely related to the phase contribution given by $\exp(ik_{sp}d \pm ik_xd) = 1$ at the light lines.

These observations confirm that the $k_{sp}d$ and k_x values for which equation 15 hold are approximately where one of the bands first crosses zero. In light of this we define our measure of non-chirality for this system,

$$\eta = \max_{k_x \in \text{BZ}} \frac{|\mathcal{G}_{11}(k_x)|}{|\sqrt{\mathcal{G}_{12}(k_x)\mathcal{G}_{21}(k_x)}|}. \quad (16)$$

Figure 6 shows η for changing $k_{sp}d$ versus β for a transverse chain, overlaid with red crosses where the edge modes of finite chains of 600 enter the bulk. The white dashed line is the minimum value of $k_{sp}d$ for which the CDA is a good approximation. The definition of η is such that for fixed β , starting at small $k_{sp}d$ and increasing, when $\eta < 1$ the bulk cannot have crossed the zero line, so we expect the edge modes have not entered the bulk. When $\eta = 1$ one of the bulk bands has approximately crossed the zero line and therefore the edge modes have approximately entered the bulk, with some small disagreement due to the $E_{edge} = 0$ and phases being equal at the light lines approximations. Finally when $\eta > 1$ BEC is likely to have broken down as the edge modes have already entered the bulk. After the lowest values of $k_{sp}d$ such that $\eta > 1$, if increasing $k_{sp}d$ leads to $\eta < 1$ we do not necessarily expect the return of exact bulk-edge correspondence, confirmed by finite chain plots such as in figure 3(b).

The measure η and the finite checks of BEC breakdown shown as red crosses in figure 6 are in agreement

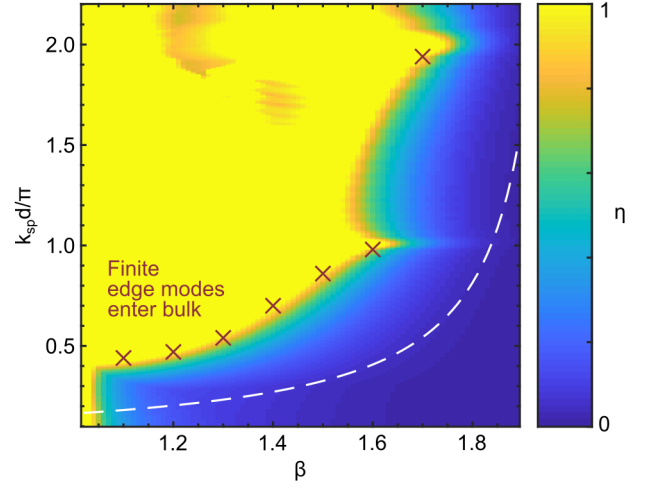


Figure 6: η for the transverse chain, for different β and $k_{sp}d$. Red crosses correspond to the locations where edge modes enter the bulk in finite 600 particle chains, possibly indicating the BEC breakdown. The white dashed line corresponds to the minimum value of $k_{sp}d/\pi$ for which the CDA is a good approximation.

as to where the breakdown occurs. We conclude that η is a useful measure of the ‘chirality’ of the system and can be used as a map for experimentalists to search for parameters of $k_{sp}d$ that can be expected to exhibit bulk-edge correspondence. In the figure $k_{sp}d/\pi = 1$ corresponds to $d = 184\text{nm}$, so for example a chain with $\beta = 1.4$ can be expected to retain bulk-edge correspondence up to approximately $d = 120\text{nm}$. Peaks at $k_{sp}d/\pi = n$ where n is an integer are due to the light lines meeting at the edge of the BZ and combining to cross the $|E| = 0$ line for lower $k_{sp}d$. For the longitudinal case in this region and all regions examined $\eta < 1$ which agrees with the fact that we always have bulk-edge correspondence with this polarisation.

Comparing this to our study of the non-Hermitian NNN SSH model we have found that we are in the case where the movement of the bulk dominates. Here the phases of the on-diagonal and off-diagonal terms are approximately equal at the light line, so that this is comparable to the case where $\phi_J \approx \phi_w \approx \phi_v$ in figure 5(b). Unlike the second nearest neighbour case that this corresponds to in figure 4(a), both bulk bands of the plasmonic system do not meet at the breakdown value of $k_{sp}d$, but rather one of the bands crosses the path of the edge modes.

Beyond the topological plasmonic chain, individual systems featuring chiral symmetry breaking must be examined on a case-by-case basis to understand where BEC breakdown occurs, by considering the behaviour of the edge modes and bulk. Although these systems have high phase rigidity (a measure of how Hermitian the system is [45, 46]), non-Hermiticity still adds the question of the ‘path’ of the bulk in complex space due to a potential phase difference between the chiral and non-chiral elements.

5 Conclusion

In this article we have broadened the discussion of bulk-edge correspondence in non-Hermitian systems, elaborating on the question of what happens when chiral symmetry is broken in one dimensional systems. We have shown that the question of how strictly chiral symmetry must be obeyed in order to observe topological protection is an important one if we wish to be careful about real world topological insulators like the topological plasmonic chain.

We recalled the model for a chain of metallic nanoparticles with alternating spacing and discussed how such a chain has been shown to exhibit topological properties such as a quantised Zak phase and topological protection of edge modes. Photonic systems like the plasmonic chain are natural non-Hermitian systems and can provide a valuable tool for theoretical and experimental exploration of topological insulators. The chain was shown to exhibit a breakdown of this bulk-edge correspondence in the transverse polarised case for large spacing, although the existence of predicted ‘retardation induced phase transitions’ could still be measured as a kind of weak topological insulator with inversion symmetry.

We examined the non-Hermitian, next nearest neighbour SSH model to provide some basic intuition for the phenomenon of BEC breakdown, which is shown to be caused by the movement of the bulk, the edge modes and finite size effects, the first two of which could be visualised with phase diagrams. This informed our study of the plasmonic chain, where we defined a measure of chiral symmetry breaking η to find a parameter regime for experimentalists to search for topologically protected transverse edge modes in the system.

Beyond the models considered in this article we have provided a framework for assessing the breakdown of bulk-edge correspondence in systems where the movement of the bulk movement dominates and is directed towards zero in eigenspace, or the bulk and edge modes move predictably.

6 Acknowledgments

SRP thanks S. Lieu for helpful discussions on topological insulators, and acknowledges funding from EP-SRC. PAH acknowledges the Gordon and Betty Moore Foundation. VG acknowledges the Spanish Ministerio de Economía y Competitividad for financial support through the grant NANOTOPO (FIS2017-91413-EXP), and also Consejo Superior de Investigaciones Científicas (INTRAMURALES 201750I039).

7 Supporting Information

Behaviour of $\beta < 1$ systems

Figure 7 shows $|E|$ for $N = 600$ particle finite plasmonic chains with (a) $\beta = 1.4$ and (b) $\beta = 0.6$ with changing $k_{sp}d$. Zak phase transitions occur for the chain at $\beta = 1$ and at values symmetric around $\beta = 1$, so that symmetrically either side of $\beta = 1$ the Zak phase is exactly opposite. Comparing the chiral (red) case for (a) and (b) we see that topologically protected edge modes exist in the appropriate regions given the changing Zak phase. The non-chiral (blue) full dipolar case highlights that although BBC breakdown leads to the disappearance of edge modes in the $\beta > 1$ case (a), it does not lead to the appearance of edge modes for the opposite $\beta < 1$ in (b). In addition to this we see that for $\beta = 1.4$ the movement of the bulk dominates BEC breakdown in (a), where the edge modes are nearly zero until they enter the bulk for the first time.

Another feature to note in the full dipolar case is the presence of modes outside the bulk in the $\beta = 1.4$ case which don’t exist in the $\beta = 0.6$ case for approximately $k_{sp}d/\pi > 0.9$. These modes also exist in other $\beta > 1$ cases like in figure 3(b) of the main text. The modes are localised to the edges of the chain but do not seem to be directly related to the Zak phase of the chain, are far from $|E| = 0$ and do not appear to be well protected from disorder. We therefore do not label these as topologically protected edge states.

Perturbation theory for NNN edge state energies

We start with a finite SSH model with complex hoppings v and w with symmetric but non-Hermitian Hamiltonian of the form,

$$\mathcal{H}^0 = v \sum_{n=1}^N [|n, A\rangle\langle n, B| + H.c.] + w \sum_{n=1}^{N-1} [|n+1, A\rangle\langle n, B| + H.c.]. \quad (17)$$

We treat the addition of next nearest neighbour hoppings as a perturbation by an operator \mathcal{J} , which features A to A and B to B hoppings and is of the form,

$$\mathcal{J} = J \sum_{n=1}^{N-1} [|n+1, A\rangle\langle n, A| + |n+1, B\rangle\langle n, B| + H.c.]. \quad (18)$$

We wish to find what happens to the zero energy edge modes of \mathcal{H}^0 as we increase the strength of the next nearest neighbour hopping, by examining the matrix $\mathcal{H}^1 = \mathcal{H}^0 + \mathcal{J}$, where we treat J as the small parameter which turns on the next nearest neighbour hopping. Since \mathcal{H}^0 is symmetric its right and left eigenvectors are related simply,

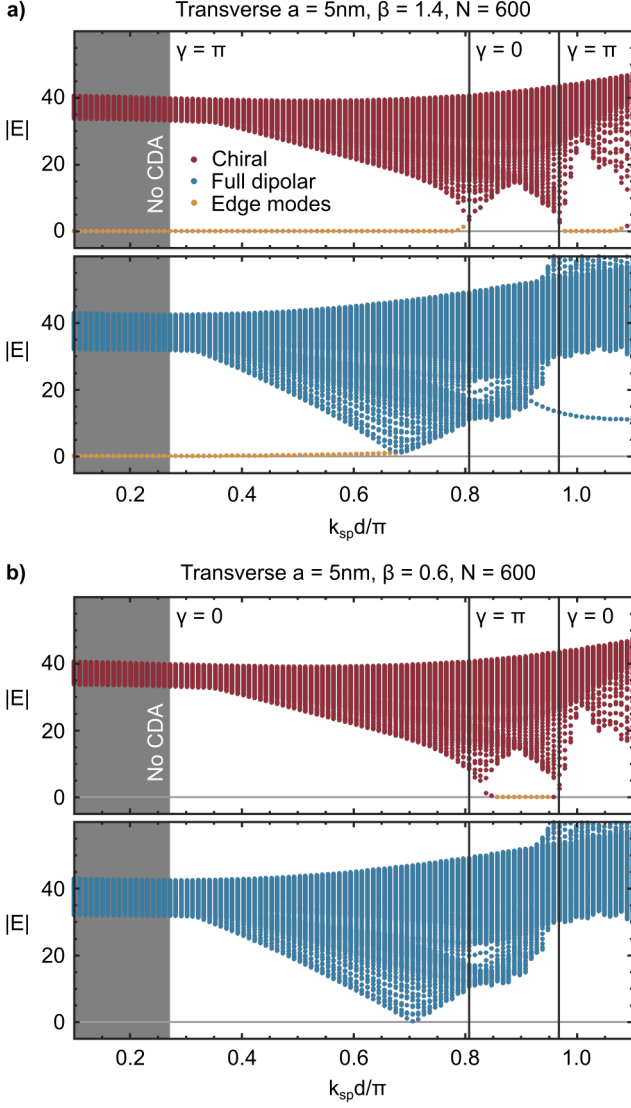


Figure 7: Eigenvalues of the chiral (red) and full dipolar (blue) topological plasmonic chain with changing $k_{sp}d$ for the transverse polarisation with (a) $\beta = 1.4$ and (b) $\beta = 0.6$. Topologically protected edge modes are yellow. The dark grey area indicates the region where the CDA is not valid as the particles are too closely spaced. Vertical black lines indicate Zak phase transitions as predicted by the closing of the bulk gap.

$$\mathcal{H}^0 \mathbf{v}_n^0 = E_n^0 \mathbf{v}_n^0, \quad (19)$$

$$(\mathbf{v}_n^0)^T \mathcal{H}^0 = E_n^0 (\mathbf{v}_n^0)^T, \quad (20)$$

with the orthogonality condition that $(\mathbf{v}_m^0)^T \mathbf{v}_n^0 = 0$ if $m \neq n$. We are interested in looking at the edge modes which have $E^0 = 0$, so we can work through the usual perturbation theory using the symmetry properties to show that, to first order, the energy of the perturbed edge modes will be given by

$$E^1 = \frac{(\mathbf{v}^0)^T \mathcal{J} \mathbf{v}^0}{(\mathbf{v}^0)^T \mathbf{v}^0}. \quad (21)$$

According to section 1.5.6 of *A Short Course On Topological Insulators* [31], in the thermodynamic limit

the left and right edge modes of the unperturbed SSH chain are approximately given by the following:

$$|L\rangle = \sum_{m=1}^N a_m |m, A\rangle, \quad |R\rangle = \sum_{m=1}^N b_m |m, B\rangle, \quad (22)$$

where a_m and b_m are given by

$$a_m = a_1 \left(\frac{-v}{w} \right)^{m-1} \quad (23)$$

$$b_m = b_N \left(\frac{-v}{w} \right)^{N-m} \quad \forall m \in \{1, \dots, N\}, \quad (24)$$

and a_1 and b_N fix normalisation.

First we calculate the numerator of equation 21

$$|L\rangle^T \mathcal{J} |L\rangle = 2J \sum_{m=1}^{N-1} a_m a_{m+1}, \quad (25)$$

and use equation 23 to see that

$$|L\rangle^T \mathcal{J} |L\rangle = -2J \frac{v}{w} a_1^2 \sum_{m=1}^{N-1} \left(\frac{v}{w} \right)^{2m-2}. \quad (26)$$

Next we calculate the denominator of equation 21. For the left eigenvalues this is given by

$$|L\rangle^T |L\rangle = \sum_{m=1}^N a_m^2, \quad (27)$$

$$= a_1^2 \sum_{m=1}^N \left(\frac{v}{w} \right)^{2m-2}, \quad (28)$$

So the energy of the left edge mode for small next nearest neighbour hopping is given by

$$E_L = -2J \frac{v}{w} \frac{\sum_{m=1}^{N-1} \left(\frac{v}{w} \right)^{2m-2}}{\sum_{m=1}^N \left(\frac{v}{w} \right)^{2m-2}} \quad (29)$$

In the thermodynamic limit $N \rightarrow \infty$, given that $|v| < |w|$ (which is required for edge modes to exist), this converges to

$$E_L = -2J \frac{v}{w}, \quad (30)$$

as predicted for the Hermitian case by numerical fit [42].

For completeness we perform the same calculation for the right edge mode. We have, for the numerator,

$$|R\rangle^T \mathcal{J} |R\rangle = 2J \sum_{m=1}^{N-1} b_m b_{m+1}, \quad (31)$$

which when combined with equation 24 has

$$|R\rangle^T \mathcal{J} |R\rangle = 2J b_N^2 \sum_{m=1}^{N-1} \left(\frac{-v}{w} \right)^{2N-2m-1} \quad (32)$$

Next we rearrange the sum by making the substitution $j = N - m$, at which point it becomes clear that the calculation is the same as for the left edge modes,

$$|R\rangle^T \mathcal{J} |R\rangle = -2J \frac{v}{w} b_N^2 \sum_{m=1}^{N-1} \left(\frac{v}{w}\right)^{2m-2}. \quad (33)$$

For the right edge modes the denominator of equation 21. is given by

$$|R\rangle^T |R\rangle = \sum_{m=1}^N b_m^2, \quad (34)$$

$$= b_N^2 \sum_{m=1}^N \left(\frac{v}{m}\right)^{2N-2m}, \quad (35)$$

$$= b_N^2 \sum_{m=1}^N \left(\frac{v}{m}\right)^{2m-2}, \quad (36)$$

$$(37)$$

As with the left eigenmode the energy for small next nearest neighbour hopping is given by

$$E_R = -2J \frac{v}{w} \frac{\sum_{m=1}^{N-1} \left(\frac{v}{m}\right)^{2m-2}}{\sum_{m=1}^N \left(\frac{v}{m}\right)^{2m-2}} \quad (38)$$

Again, in the thermodynamic limit $N \rightarrow \infty$, given that $|v| < |w|$ (which is required for edge modes to exist), this converges to

$$E_R = -2J \frac{v}{w}, \quad (39)$$

so as expected for this symmetric Hamiltonian both edge modes have the same path in complex space as the next nearest neighbour hopping J changes.

References

- [1] D. J. Thouless, M. Kohmoto, M. P. Nightingale, and M. den Nijs. Quantized hall conductance in a two-dimensional periodic potential. *Phys. Rev. Lett.*, 49:405–408, Aug 1982.
- [2] C. L. Kane and E. J. Mele. Z_2 topological order and the quantum spin hall effect. *Phys. Rev. Lett.*, 95:146802, Sep 2005.
- [3] C. L. Kane and E. J. Mele. Quantum spin hall effect in graphene. *Phys. Rev. Lett.*, 95:226801, Nov 2005.
- [4] B. Andrei Bernevig, Taylor L. Hughes, and Shou-Cheng Zhang. Quantum spin hall effect and topological phase transition in hgte quantum wells. *Science*, 314(5806):1757–1761, 2006.
- [5] Joel E. Moore. The birth of topological insulators. *Nature*, 464:194, 2010.
- [6] M. Z. Hasan and C. L. Kane. Colloquium: Topological insulators. *Rev. Mod. Phys.*, 82:3045–3067, Nov 2010.
- [7] F. D. M. Haldane and S. Raghu. Possible realization of directional optical waveguides in photonic crystals with broken time-reversal symmetry. *Phys. Rev. Lett.*, 100:013904, Jan 2008.
- [8] S. Raghu and F. D. M. Haldane. Analogs of quantum-hall-effect edge states in photonic crystals. *Phys. Rev. A*, 78:033834, Sep 2008.
- [9] Zheng Wang, Y. D. Chong, John D. Joannopoulos, and Marin Soljačić. Reflection-free one-way edge modes in a gyromagnetic photonic crystal. *Phys. Rev. Lett.*, 100:013905, Jan 2008.
- [10] Zheng Wang, Yidong Chong, J. D. Joannopoulos, and Marin Soljačić. Observation of unidirectional backscattering-immune topological electromagnetic states. *Nature*, 461:772, 2009.
- [11] Alexander B. Khanikaev, S. Hossein Mousavi, Wang-Kong Tse, Mehdi Kargarian, Allan H. MacDonald, and Gennady Shvets. Photonic topological insulators. *Nature Materials*, 12:233, 2012.
- [12] Ling Lu, John D. Joannopoulos, and Marin Soljačić. Topological photonics. *Nature Photonics*, 8:821, 2014.
- [13] Ling Lu, John D. Joannopoulos, and Marin Soljačić. Topological states in photonic systems. *Nature Physics*, 12:626, 2016.
- [14] Xiao-Chen Sun, Cheng He, Xiao-Ping Liu, Ming-Hui Lu, Shi-Ning Zhu, and Yan-Feng Chen. Two-dimensional topological photonic systems. *Progress in Quantum Electronics*, 55:52–73, 2017.
- [15] Gleb Siroki, Paloma A. Huidobro, and Vincenzo Giannini. Topological photonics: From crystals to particles. *Phys. Rev. B*, 96:041408, Jul 2017.
- [16] Tomoki Ozawa, Hannah M. Price, Alberto Amo, Nathan Goldman, Mohammad Hafezi, Ling Lu, Mikael Rechtsman, David Schuster, Jonathan Simon, Oded Zilberberg, and Iacopo Carusotto. Topological photonics, 2018. arXiv:1802.04173.
- [17] Marie S. Rider, Samuel J. Palmer, Simon R. Pockock, Xiaofei Xiao, Paloma Arroyo Huidobro, and Vincenzo Giannini. A perspective on topological nanophotonics: current status and future challenges, 2018. arXiv:1812.08679.
- [18] P. St-Jean, V. Goblot, E. Galopin, A. Lemaître, T. Ozawa, L. Le Gratiet, I. Sagnes, J. Bloch, and A. Amo. Lasing in topological edge states of a one-dimensional lattice. *Nature Photonics*, 11:651–656, 2017.
- [19] Gal Harari, Miguel A. Bandres, Yaakov Lumer, Mikael C. Rechtsman, Y. D. Chong, Mercedeh Khajavikhan, Demetrios N. Christodoulides, and Mordechai Segev. Topological insulator laser: Theory. *Science*, 359(6381), 2018.
- [20] Miguel A. Bandres, Steffen Wittek, Gal Harari, Midya Parto, Jinhan Ren, Mordechai Segev, Demetrios N. Christodoulides, and Mercedeh Khajavikhan. Topological insulator laser: Experiments. *Science*, 359(6381), 2018.

- [21] Miguel Bello, Gloria Platero, Juan Ignacio Cirac, and Alejandro González-Tudela. Unconventional quantum optics in topological waveguide qed, 2018. arXiv:1811.04390.
- [22] G. Siroki, D.K.K. Lee, P. D. Haynes, and V. Gianini. Single-electron induced surface plasmons on a topological nanoparticle. *Nature Communications*, 7:12375, Aug 2016.
- [23] Shinsei Ryu, Andreas P Schnyder, Akira Furusaki, and Andreas W W Ludwig. Topological insulators and superconductors: tenfold way and dimensional hierarchy. *New Journal of Physics*, 12(6):065010, 2010.
- [24] Kenta Esaki, Masatoshi Sato, Kazuki Hasebe, and Mahito Kohmoto. Edge states and topological phases in non-hermitian systems. *Phys. Rev. B*, 84:205128, Nov 2011.
- [25] Simon Lieu. Topological symmetry classes for non-hermitian models and connections to the bosonic bogoliubov–de gennes equation. *Phys. Rev. B*, 98:115135, Sep 2018.
- [26] Zongping Gong, Yuto Ashida, Kohei Kawabata, Kazuaki Takasan, Sho Higashikawa, and Masahito Ueda. Topological phases of non-hermitian systems. *Phys. Rev. X*, 8:031079, Sep 2018.
- [27] C. W. Ling, Ka Hei Choi, T. C. Mok, Zhao-Qing Zhang, and Kin Hung Fung. Anomalous light scattering by topological pt-symmetric particle arrays. *Scientific Reports*, 6:38049, 2016.
- [28] Liang Feng, Ramy El-Ganainy, and Li Ge. Non-Hermitian photonics based on parity–time symmetry. *Nature Photonics*, 11:752–762, 2017.
- [29] Simon Lieu. Topological phases in the non-hermitian su-schrieffer-heeger model. *Phys. Rev. B*, 97:045106, Jan 2018.
- [30] W. P. Su, J. R. Schrieffer, and A. J. Heeger. Solitons in polyacetylene. *Phys. Rev. Lett.*, 42:1698–1701, Jun 1979.
- [31] János K. Asbóth, László Oroszlány, and András Pályi. *A Short Course on Topological Insulators*. Springer International Publishing, Switzerland, 2016.
- [32] Jun-Won Rhim, Jens H. Bardarson, and Robert-Jan Slager. Unified bulk-boundary correspondence for band insulators. *Phys. Rev. B*, 97:115143, Mar 2018.
- [33] Liang Fu and C. L. Kane. Topological insulators with inversion symmetry. *Phys. Rev. B*, 76:045302, Jul 2007.
- [34] Taylor L. Hughes, Emil Prodan, and B. Andrei Bernevig. Inversion-symmetric topological insulators. *Phys. Rev. B*, 83:245132, Jun 2011.
- [35] Daniel Leykam, Konstantin Y. Bliokh, Chunli Huang, Y. D. Chong, and Franco Nori. Edge modes, degeneracies, and topological numbers in non-hermitian systems. *Phys. Rev. Lett.*, 118:040401, Jan 2017.
- [36] Ye Xiong. Why does bulk boundary correspondence fail in some non-hermitian topological models. *Journal of Physics Communications*, 2(3):035043, 2018.
- [37] Flore K. Kunst, Elisabet Edvardsson, Jan Carl Budich, and Emil J. Bergholtz. Biorthogonal bulk-boundary correspondence in non-hermitian systems. *Phys. Rev. Lett.*, 121:026808, Jul 2018.
- [38] L. Jin and Z. Song. Bulk-boundary correspondence in non-hermitian systems, 2018. arXiv:1809.03139.
- [39] V. M. Martinez Alvarez, J. E. Barrios Vargas, M. Berdakin, and L. E. F. Foa Torres. Topological states of non-Hermitian systems. *The European Physical Journal Special Topics*, 227(12):1295–1308, Dec 2018.
- [40] Qi Zhong, Mercedeh Khajavikhan, Demetrios N. Christodoulides, and Ramy El-Ganainy. Winding around non-hermitian singularities. *Nature Communications*, 9:4808, 2018.
- [41] Loic Herviou, Jens H. Bardarson, and Nicolas Regnault. Restoring the bulk-boundary correspondence in non-hermitian hamiltonians, 2018. arXiv:1901.00010.
- [42] Beatriz Pérez-González, Miguel Bello, Álvaro Gómez-León, and Gloria Platero. Ssh model with long-range hoppings: topology, driving and disorder, 2018. arXiv:1802.03973.
- [43] Simon R. Pockock, Xiaofei Xiao, Paloma A. Huidobro, and Vincenzo Giannini. Topological plasmonic chain with retardation and radiative effects. *ACS Photonics*, 5:2271–2279, 2018.
- [44] Charles A. Downing and Guillaume Weick. Topological plasmons in dimerized chains of nanoparticles: robustness against long-range quasistatic interactions and retardation effects. *The European Physical Journal B*, 91(10):253, Oct 2018.
- [45] B. X. Wang and C. Y. Zhao. Topological photonic states in one-dimensional dimerized ultracold atomic chains. *Phys. Rev. A*, 98:023808, Aug 2018.
- [46] B. X. Wang and C. Y. Zhao. Topological phonon polaritons in one-dimensional non-hermitian silicon carbide nanoparticle chains. *Phys. Rev. B*, 98:165435, Oct 2018.
- [47] C. W. Ling, Meng Xiao, C. T. Chan, S. F. Yu, and K. H. Fung. Topological edge plasmon modes between diatomic chains of plasmonic nanoparticles. *Opt. Express*, 23(3):2021–2031, Feb 2015.

- [48] Charles A. Downing and Guillaume Weick. Topological collective plasmons in bipartite chains of metallic nanoparticles. *Phys. Rev. B*, 95:125426, Mar 2017.
- [49] Daniel E. Gómez, Yongsop Hwang, Jiao Lin, Timothy J. Davis, and Ann Roberts. Plasmonic edge states: An electrostatic eigenmode description. *ACS Photonics*, 4(7):1607–1614, 2017.
- [50] Alexey P. Slobozhanyuk, Alexander N. Poddubny, Andrey E. Miroshnichenko, Pavel A. Belov, and Yuri S. Kivshar. Subwavelength topological edge states in optically resonant dielectric structures. *Phys. Rev. Lett.*, 114:123901, Mar 2015.
- [51] Sergey Kruk, Alexander Poddubny, Daria Smirnova, Lei Wang, Alexey Slobozhanyuk, Alexander Shorokhov, Ivan Kravchenko, Barry Luther-Davies, and Yuri Kivshar. Nonlinear light generation in topological nanostructures. *Nature Nanotechnology*, 2018.
- [52] Sung Yong Park and David Stroud. Surface-plasmon dispersion relations in chains of metallic nanoparticles: An exact quasistatic calculation. *Phys. Rev. B*, 69:125418, Mar 2004.
- [53] Traci Jensen, Lance Kelly, Anne Lazarides, and George C. Schatz. Electrodynamics of noble metal nanoparticles and nanoparticle clusters. *Journal of Cluster Science*, 10(2):295–317, Jun 1999.
- [54] Honghua U. Yang, Jeffrey D’Archangel, Michael L. Sundheimer, Eric Tucker, Glenn D. Boreman, and Markus B. Raschke. Optical dielectric function of silver. *Phys. Rev. B*, 91:235137, Jun 2015.
- [55] J. M. Fitzgerald, P. Narang, R. V. Craster, S. A. Maier, and V. Giannini. Quantum plasmonics. *Proceedings of the IEEE*, 104(12):2307–2322, Dec 2016.
- [56] J. Zak. Berry’s phase for energy bands in solids. *Phys. Rev. Lett.*, 62:2747–2750, Jun 1989.
- [57] P. Delplace, D. Ullmo, and G. Montambaux. Zak phase and the existence of edge states in graphene. *Phys. Rev. B*, 84:195452, Nov 2011.