

Observational Constraints on Growth Index with Cosmography

Zhao-Yu Yin^{*} and Hao Wei[†]

School of Physics, Beijing Institute of Technology, Beijing 100081, China

ABSTRACT

In the literature, it was proposed that the growth index γ is useful to distinguish the scenarios of dark energy and modified gravity. In the present work, we consider the constraints on the growth index γ by using the latest observational data. To be model-independent, we use cosmography to describe the cosmic expansion history, and also expand the general $\gamma(z)$ as a Taylor series with respect to redshift z or y -shift, $y = z/(1+z)$. We find that the present value $\gamma_0 = \gamma(z=0) \simeq 0.42$ (for most of viable $f(R)$ theories) is inconsistent with the latest observational data at high confidence level (C.L.). On the other hand, $\gamma_0 \simeq 0.55$ (for dark energy models in GR) can be consistent with the latest observational data at 1σ C.L. in 5 of the 9 cases under consideration, but is inconsistent beyond 2σ C.L. in the other 4 cases (while it is still consistent within the 3σ region). Thus, we can say nothing firmly about $\gamma_0 \simeq 0.55$. We also find that a varying $\gamma(z)$ is favored in most cases.

PACS numbers: 98.80.-k, 98.80.Es, 95.36.+x, 04.50.Kd

^{*} email address: 854587902@qq.com

[†] Corresponding author; email address: haowei@bit.edu.cn

I. INTRODUCTION

It is a great mystery since the current accelerated expansion of our universe was discovered in 1998 [1, 2]. More than 20 years passed, and we still do not know the very nature of the cosmic acceleration by now. Usually, an unknown energy component with negative pressure (dark energy) is introduced to interpret this mysterious phenomenon in general relativity (GR). Alternatively, one can make a modification to GR (modified gravity). In fact, modified gravity can also successfully explain the cosmic acceleration without invoking dark energy. So far, these two scenarios are both competent [3–6].

In order to understand the nature of the cosmic accelerated expansion, one of the most important tasks is to distinguish between the scenarios of dark energy and modified gravity. If the observational data could help us to confirm or exclude one of these two scenarios as the real cause of this mysterious phenomenon, it will be a great step forward. However, many cosmological observations merely probe the cosmic expansion history. Unfortunately, as is well known (see e.g. [7]), one can always build models sharing a same cosmic expansion history, and hence these models cannot be distinguished by using the observational data of the expansion history only. So, some independent and complementary probes are required. Later, it is proposed that if the cosmological models share a same cosmic expansion history, they might have different growth histories, which are characterized by the matter density contrast $\delta(z) \equiv \delta\rho_m/\rho_m$ as a function of redshift z . Therefore, they might be distinguished from each other by combining the observations of both the expansion and growth histories (see e.g. [8–17, 99–101] and references therein).

It is convenient to introduce the growth rate $f \equiv d \ln \delta / d \ln a$, where $a = (1+z)^{-1}$ is the scale factor. As is well known, a good parameterization for the growth rate is given by [18–21]

$$f \equiv \frac{d \ln \delta}{d \ln a} = \Omega_m^\gamma, \quad (1)$$

where γ is the growth index, and Ω_m is the fractional energy density of matter. Beginning in e.g. [8, 9], it was advocated that the growth index γ is useful to distinguish the scenarios of dark energy and modified gravity. For example, it is found that $\gamma = 6/11 \simeq 0.545$ for Λ CDM model [8, 9], and $\gamma \simeq 0.55$ for most of dark energy models in GR [8]. In fact, they are clearly distinct from the ones of modified gravity theories. For instance, it is found that $\gamma \simeq 0.68$ for Dvali-Gabadadze-Porrati (DGP) braneworld model [9, 14], and $\gamma \simeq 0.42$ for most of viable $f(R)$ theories [22–25]. In general, the growth index γ is a function of redshift z . It is argued that $\gamma(z)$ lies in a relatively narrow range around the above values respectively, and hence one might distinguish between them.

In the literature, most of the relevant works assumed a particular cosmological model to obtain the growth index γ . Thus, the corresponding results are model-dependent in fact. However, robust results should be model-independent. So, it is of interest to obtain the growth index γ from the observational data by using a model-independent approach. In fact, recently we have made an effort in [17] to obtain a non-parametric reconstruction of the growth index γ via Gaussian processes by using the latest observational data. Although the approach of Gaussian processes is clearly model-independent, its reliability at high redshift might be questionable. So, it is of interest to test the growth index γ by using a different method, and cross-check the corresponding results with the ones from Gaussian Processes.

As is well known, one of the powerful model-independent approaches is cosmography [26–38, 103]. In fact, the only necessary assumption of cosmography is the cosmological principle. With cosmography, one can analyze the evolution of the universe without assuming any particular cosmological model. Essentially, cosmography is the Taylor series expansion of the quantities related to the cosmic expansion history (especially the luminosity distance d_L), and hence it is model-independent indeed. In the present work, we will constrain the growth index γ by using the latest observational data via the cosmographic approach. However, there are several shortcomings in the usual cosmography (see e.g. [37]). For instance, it is plagued with the problem of divergence or an unacceptably large error, and it fails to predict the future evolution of the universe. Thus, some generalizations of cosmography inspired by the Padé approximant were proposed in [37] (see also e.g. [39–45, 102, 104]), which can avoid or at least alleviate the problems of ordinary cosmography. So, we also consider the Padé cosmography in this work.

The rest of this paper is organized as follows. In Sec. II, we describe the methodology to constrain the growth index γ by using the latest observational data. In Secs. III and IV, we obtain the corresponding constraints on γ with the z -cosmography, the y -cosmography, and the Padé cosmography, respectively. In Sec. V, conclusion and discussion are given.

II. METHODOLOGY

In the literature, there are many approaches to deal with the growth history. For example, one can consider a Lagrangian derived from an effective field theory (EFT) expansion [46, 47] (see also e.g. [48]), and implement the full background and perturbation equations for this action in the Boltzmann code EFTCAMB/EFTCosmoMC [49–51]. The second approach is more phenomenological [52–58] (see also e.g. [48, 59]), by directly parameterizing the functions of the gravitational potentials Φ and Ψ , such as $\mu = G_{\text{eff}}/G$, $\eta = \Phi/\Psi$, and/or Σ , Q , in the modified relativistic Poisson equations. It can be implemented by using the code MGCAMB [52, 58] integrated in CosmoMC [60]. The third approach is the simplest one, by directly parameterizing the growth rate f as in Eq. (1), with no need for numerically solving the perturbation equations. For simplicity, we choose this approach in the present work.

By definition $f \equiv d \ln \delta / d \ln a$, it is easy to get (see e.g. [17, 61, 62])

$$\frac{\delta}{\delta_0} = \exp \left(\int_1^a \frac{f d\tilde{a}}{\tilde{a}} \right) = \exp \left(- \int_0^z \frac{f d\tilde{z}}{1 + \tilde{z}} \right), \quad (2)$$

where the subscript “0” indicates the present value of the corresponding quantity, namely $\delta_0 = \delta(z = 0)$. On the other hand, the cosmic expansion history can be characterized by the luminosity distance $d_L = (c/H_0) D_L$, where c is the speed of light, H_0 is the Hubble constant, and (see e.g. the textbooks [26])

$$D_L \equiv (1 + z) \int_0^z \frac{d\tilde{z}}{E(\tilde{z})}, \quad (3)$$

in which $E \equiv H/H_0$, and the Hubble parameter $H \equiv \dot{a}/a$ (where a dot denotes the derivative with respect to cosmic time t). Note that we consider a flat Friedmann-Robertson-Walker (FRW) universe in this work. As is well known, $E(z)$ is free of H_0 actually. Differentiating Eq. (3), we get [38]

$$\frac{1 + z}{E(z)} = \frac{dD_L}{dz} - \frac{D_L}{1 + z}. \quad (4)$$

If the luminosity distance d_L (or equivalently D_L) is known (in fact it will be given by the cosmography as below), we can obtain the dimensionless Hubble parameter $E(z)$ by using Eq. (4). Then, the fractional energy density of matter is given by

$$\Omega_m(z) \equiv \frac{8\pi G \rho_m}{3H^2} = \frac{\Omega_{m0}(1 + z)^3}{E^2(z)}. \quad (5)$$

So, the growth rate $f = \Omega_m^\gamma$ is on hand, and hence δ/δ_0 in Eq. (2) is ready.

The data of the growth rate f can be obtained from redshift space distortion (RSD) measurements. In fact, the observational f_{obs} data have been used in some relevant works (e.g. [14, 63, 64]). However, it is sensitive to the bias parameter b which can vary in the range $b \in [1, 3]$. This makes the observational f_{obs} data unreliable [65]. Instead, the combination $f\sigma_8(z) \equiv f(z)\sigma_8(z)$ is independent of the bias, and hence is more reliable, where $\sigma_8(z) = \sigma_8(z = 0)\delta(z)/\delta_0 = \sigma_{8,0}\delta(z)/\delta_0$ is the redshift-dependent rms fluctuations of the linear density field within spheres of radius $8h^{-1}\text{Mpc}$ [65]. In fact, the observational $f\sigma_{8, \text{obs}}$ data can be obtained from weak lensing or RSD measurements [65, 66]. In the present work, we use the sample consisting of 63 observational $f\sigma_{8, \text{obs}}$ data published in [66], which is the largest $f\sigma_8$ compilation in the literature by now. As mentioned above, once D_L is given, we can get the theoretical $f\sigma_8$ by using Eqs. (4), (5), and (1), (2). Thus, the χ^2 from the $f\sigma_8$ data is given by

$$\chi_{f\sigma_8}^2 = \sum_i \frac{[f\sigma_{8, \text{obs}}(z_i) - f\sigma_{8, \text{mod}}(z_i)]^2}{\sigma_{f\sigma_8}^2(z_i)}. \quad (6)$$

It is easy to see that only using the observational $f\sigma_8$ data is not enough to constrain the model parameter Ω_{m0} , and the cosmographic parameters $q_0, j_0 \dots$ in D_L . Since they mainly affect the cosmic expansion history, we also use such kinds of observations. Obviously, the type Ia supernovae (SNIa) data

is useful. Here, we consider the Pantheon sample [67–69] consisting of 1048 SNIa, which is the largest spectroscopically confirmed SNIa sample by now. The corresponding χ^2 is given by

$$\chi_{\text{Pan}}^2 = \Delta \mathbf{m}^T \cdot \mathbf{C}^{-1} \cdot \Delta \mathbf{m}, \quad (7)$$

where for the i -th SNIa, $\Delta m_i = m_i - m_{\text{mod}, i}$, and \mathbf{C} is the total covariance matrix,

$$m_{\text{mod}} = 5 \log_{10} D_L + \mathcal{M}, \quad (8)$$

in which \mathcal{M} is a nuisance parameter corresponding to some combination of the absolute magnitude M and H_0 . We refer to [67–69] for technical details (see also e.g. [70]). Since H_0 is absorbed into \mathcal{M} in the analytic marginalization, the Pantheon SNIa sample is free of the Hubble constant H_0 .

We further consider the observational data from the baryon acoustic oscillation (BAO). Note that there exist many kinds of BAO data in the literature, such as $D_V(z)$, $d_z \equiv r_s(z_d)/D_V(z)$, $D_A(z)/r_d$, $D_M(z)/r_d$, $H(z)r_s(z_d)$ and A . However, in the former ones, they will introduce one or more extra model parameters, for instance H_0 , and/or $\Omega_b h^2$. Since the $f\sigma_8$ data, the SNIa data, the cosmography for D_L , and other data are all free of H_0 and $\Omega_b h^2$, we choose to avoid introducing extra model parameters here. Thus, in this work, we use the BAO data only in the form of (see e.g. [71, 72])

$$A \equiv \Omega_{m0}^{1/2} H_0 D_V / (cz) = \frac{\Omega_{m0}^{1/2}}{z} \left[\frac{D_L^2}{(1+z)^2} \cdot \frac{z}{E(z)} \right]^{1/3}, \quad (9)$$

which does not introduce extra model parameters since the factor c/H_0 in D_V is canceled. We consider the six data of the acoustic parameter $A(z)$ compiled in the last column of Table 3 of [72]. The first data point from 6dFGS is uncorrelated with other five ones, and hence its $\chi_{6\text{dFGS}}^2 = (A_{\text{obs}} - A_{\text{mod}})^2 / \sigma^2$ directly. The 2nd and 3rd data points from SDSS are correlated with coefficient 0.337, and hence the inverse covariance matrix of these two data points is given by

$$\mathbf{C}_{\text{SDSS}}^{-1} = \begin{pmatrix} 4406.72 & -1485.06 \\ -1485.06 & 4406.72 \end{pmatrix}. \quad (10)$$

The inverse covariance matrix of the last three data points from WiggleZ is given in Table 2 of [72],

$$\mathbf{C}_{\text{WiggleZ}}^{-1} = \begin{pmatrix} 1040.3 & -807.5 & 336.8 \\ -807.5 & 3720.3 & -1551.9 \\ 336.8 & -1551.9 & 2914.9 \end{pmatrix}. \quad (11)$$

The χ^2 from the data of SDSS and WiggleZ are both given in the form of $\chi^2 = \Delta \mathbf{A}^T \cdot \mathbf{C}^{-1} \cdot \Delta \mathbf{A}$. Thus, the total χ^2 from the BAO data is $\chi_{\text{BAO}}^2 = \chi_{6\text{dFGS}}^2 + \chi_{\text{SDSS}}^2 + \chi_{\text{WiggleZ}}^2$.

On the other hand, the free parameter $\sigma_{8,0}$ cannot be well constrained by using the $f\sigma_8$ data and the observations of the expansion history. Fortunately, in the literature there are many observational data of the combination $S_8 \equiv \sigma_{8,0}(\Omega_{m0}/0.3)^{0.5}$ from the cosmic shear observations [73], which can be used to constrain both the free parameters $\sigma_{8,0}$ and Ω_{m0} . Here, we consider the ten data points given in Table I. The corresponding $\chi_{S_8}^2 = \sum_i (S_{8, \text{obs}, i} - S_{8, \text{mod}, i})^2 / \sigma_{S_8, i}^2$. Note that if the upper and the lower uncertainties of the data are not equal, we choose the bigger one as $\sigma_{S_8, i}$ conservatively.

In fact, there are other kinds of observational data in the literature. However, we do not use them here, to avoid introducing extra model parameters, as mentioned above. For instance, if we want to use the 51 observation $H(z)$ data compiled in [84] (the largest sample by now to our best knowledge), an extra free parameter H_0 is necessary. So, we give up. On the other hand, since the usual cosmography cannot work well at very high redshift, we also do not consider the observational data from cosmic microwave background (CMB) at redshift $z \sim 1090$. Otherwise, the cosmographic parameters should be fine-tuned. However, the Padé cosmography works well at very high redshift, and hence we can use the CMB data in this case (see Sec. IV).

All the model parameters can be constrained by using the observational data to perform a χ^2 statistics. Here, the total $\chi_{\text{tot}}^2 = \chi_{f\sigma_8}^2 + \chi_{\text{Pan}}^2 + \chi_{\text{BAO}}^2 + \chi_{S_8}^2$. In the following, we use the Markov Chain Monte Carlo (MCMC) code CosmoMC [60] to this end.

Survey	S_8	Ref.	Survey	S_8	Ref.
HSC	$0.780^{+0.030}_{-0.033}$	[74]	DES (c.s.)	$0.782^{+0.027}_{-0.027}$	[75]
DES (g.c.+ w.l.)	$0.773^{+0.026}_{-0.020}$	[76]	CFHTLenS	$0.732^{+0.029}_{-0.031}$	[74, 77]
KiDS-450 (c.f.)	0.745 ± 0.039	[78]	KiDS-450 (p.s.)	0.651 ± 0.058	[79]
DLS	$0.818^{+0.034}_{-0.026}$	[80]	KiDS-450 + GAMA	$0.800^{+0.029}_{-0.027}$	[81]
KiDS-450 + 2dFLenS	0.742 ± 0.035	[82]	Planck 2018 CMB lensing	0.832 ± 0.013	[83]

TABLE I: The observational data of $S_8 \equiv \sigma_{8,0}(\Omega_{m0}/0.3)^{0.5}$. See the Refs. for details.

Parameters	Case $z=0$	Case $z=1$	Case $z=2$
Ω_{m0}	$0.2858^{+0.0121+0.0244+0.0325}_{-0.0122-0.0236-0.0310}$	$0.2983^{+0.0136+0.0268+0.0358}_{-0.0136-0.0274-0.0364}$	$0.2887^{+0.0126+0.0254+0.0340}_{-0.0126-0.0248-0.0324}$
q_0	$-0.5441^{+0.0287+0.0570+0.0751}_{-0.0287-0.0558-0.0730}$	$-0.4803^{+0.0475+0.0872+0.1063}_{-0.0378-0.0932-0.1368}$	$-0.5260^{+0.0386+0.0772+0.1039}_{-0.0387-0.0747-0.0971}$
j_0	$0.6339^{+0.0668+0.1315+0.1725}_{-0.0667-0.1323-0.1735}$	$0.6079^{+0.0600+0.1234+0.1695}_{-0.0603-0.1187-0.1556}$	$0.6435^{+0.0662+0.1328+0.1768}_{-0.0660-0.1293-0.1692}$
$\sigma_{8,0}$	$0.8109^{+0.0189+0.0385+0.0516}_{-0.0189-0.0363-0.0474}$	$0.7924^{+0.0181+0.0418+0.0573}_{-0.0215-0.0370-0.0475}$	$0.8099^{+0.0189+0.0403+0.0539}_{-0.0206-0.0377-0.0493}$
γ_0	$0.6281^{+0.0387+0.0786+0.1044}_{-0.0389-0.0752-0.0983}$	$0.6679^{+0.0462+0.0921+0.1223}_{-0.0459-0.0915-0.1227}$	$0.5925^{+0.0494+0.1006+0.1349}_{-0.0495-0.0948-0.1227}$
γ_1	N/A	$-0.2676^{+0.0364+0.2803+0.5265}_{-0.1302-0.1843-0.2130}$	$0.2786^{+0.2222+0.4765+0.6400}_{-0.2464-0.4439-0.5792}$
γ_2	N/A	N/A	$-0.3003^{+0.1300+0.2268+0.2962}_{-0.1120-0.2533-0.3448}$

TABLE II: The mean with 1σ , 2σ , 3σ marginalized uncertainties of the model parameters for the cases with the z -cosmography and $\gamma = \gamma_0$ (labeled as “ $z=0$ ”), $\gamma = \gamma_0 + \gamma_1 z$ (labeled as “ $z=1$ ”), $\gamma = \gamma_0 + \gamma_1 z + \gamma_2 z^2$ (labeled as “ $z=2$ ”). See the text for details.

III. OBSERVATIONAL CONSTRAINTS WITH THE ORDINARY COSMOGRAPHY

A. The case of z -cosmography

At first, we consider the case of z -cosmography. Introducing the so-called cosmographic parameters, namely the Hubble constant H_0 , the deceleration q_0 , the jerk j_0 , the snap s_0 , ...

$$H_0 \equiv \frac{1}{a} \frac{da}{dt} \Big|_{t=t_0}, \quad q_0 \equiv -\frac{1}{aH^2} \frac{d^2a}{dt^2} \Big|_{t=t_0}, \quad j_0 \equiv \frac{1}{aH^3} \frac{d^3a}{dt^3} \Big|_{t=t_0}, \quad s_0 \equiv \frac{1}{aH^4} \frac{d^4a}{dt^4} \Big|_{t=t_0}, \quad \dots \quad (12)$$

one can express the quantities related to the cosmic expansion history, e.g. the scale factor $a(t)$, the Hubble parameter $H(z)$, and the luminosity distance $d_L(z)$, as a Taylor series expansion (see e.g. [26–38] and references therein). The most important one is the luminosity distance $d_L(z)$, and its Taylor series expansion with respect to redshift z reads (see e.g. [26–28, 37, 38] for details)

$$d_L(z) = \frac{cz}{H_0} \left[1 + \frac{1}{2} (1 - q_0) z - \frac{1}{6} (1 - q_0 - 3q_0^2 + j_0) z^2 + \frac{1}{24} (2 - 2q_0 - 15q_0^2 - 15q_0^3 + 5j_0 + 10q_0j_0 + s_0) z^3 + \mathcal{O}(z^4) \right]. \quad (13)$$

Since the constraints become loose if the number of free parameters increases, we only consider the cosmography up to third order. Thus, the dimensionless luminosity distance $D_L = H_0 d_L / c$ is given by

$$D_L(z) = z + \frac{1}{2} (1 - q_0) z^2 - \frac{1}{6} (1 - q_0 - 3q_0^2 + j_0) z^3 + \mathcal{O}(z^4), \quad (14)$$

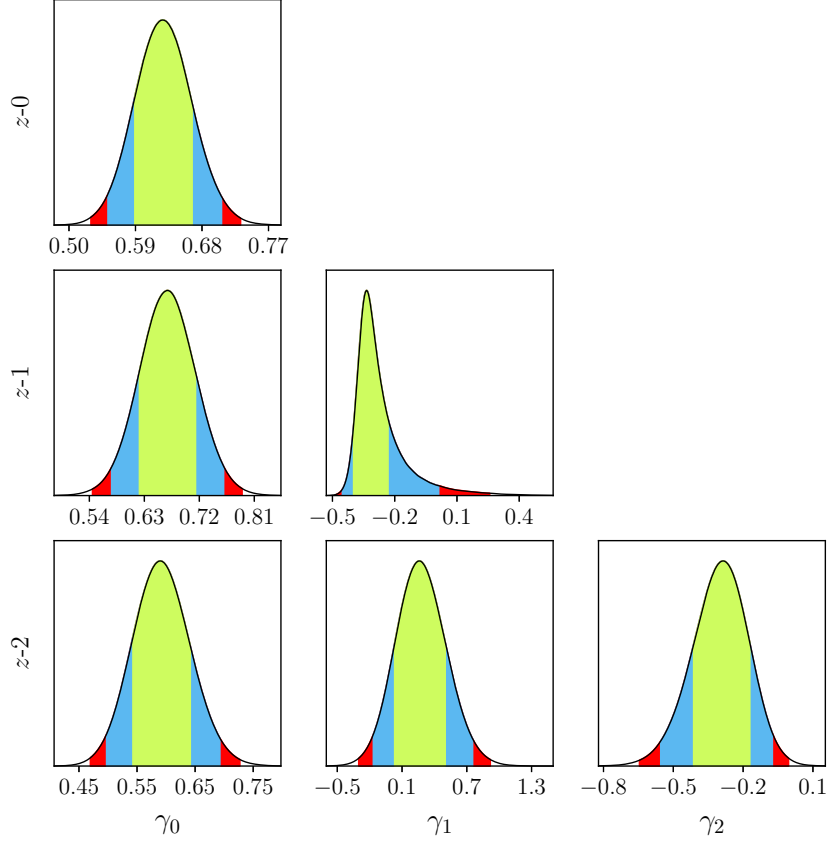


FIG. 1: The 1D marginalized probability distributions of the parameters related to γ . The 1σ , 2σ , 3σ uncertainties are shown by the green, blue, red regions, respectively. The top, middle, bottom panels correspond to the $z=0$, $z=1$, $z=2$ cases, respectively. See the text and Table II for details.

in which only two free cosmographic parameters q_0 and j_0 are involved. Note that the Hubble constant H_0 does not appear, since the factor c/H_0 in d_L is canceled.

In the literature, the growth index γ is often assumed to be constant (see e.g. [18, 59, 85, 86]). However, in general it is varying as a function of redshift z . To be model-independent, we can also expand $\gamma(z)$ as a Taylor series with respect to redshift z , namely $\gamma(z) = \gamma_0 + \gamma_1 z + \gamma_2 z^2 + \dots$, where the coefficients γ_0 , γ_1 , $\gamma_2 \dots$ are constants. Here, we consider three cases, labeled as “ $z=0$ ”, “ $z=1$ ”, “ $z=2$ ”, in which $\gamma(z)$ is Taylor expanded up to zeroth, first, second orders, respectively.

Substituting Eq. (14) into Eq. (4), we can get the dimensionless Hubble parameter $E(z)$. Using Eqs. (5), (1), (2), and γ , we obtain $f = \Omega_m^\gamma$ and then $f\sigma_8$. Substituting $D_L(z)$ and $E(z)$ into Eqs. (8) and (9), we find m_{mod} and A_{mod} . Finally, the total χ^2_{tot} is ready.

By using the latest observational data, we obtain the constraints on all the model parameters involved, and present them in Table II, for the $z=0$, $z=1$, $z=2$ cases. Since we mainly concern the parameters related to the growth index γ , namely γ_0 , γ_1 and γ_2 , we also present their 1D marginalized probability distributions in Fig. 1. Obviously, in all cases, $q_0 < 0$ and $j_0 > 0$ far beyond 3σ confidence level (C.L.), and these mean that today the universe is accelerating, while the acceleration is still increasing. From Table II and Fig. 1, it is easy to see that for all cases, $\gamma_0 \simeq 0.42$ is inconsistent with the latest observational data far beyond 3σ C.L. Note that $\gamma_0 \simeq 0.55$ is consistent with the latest observational data within the 1σ region for the $z=2$ case, but is inconsistent beyond 2σ C.L. for both the $z=0$ and $z=1$ cases (while it is still consistent within the 3σ region). On the other hand, a varying γ with non-zero γ_1 and/or γ_2 is favored. In the linear case with $\gamma = \gamma_0 + \gamma_1 z$ (namely the $z=1$ case), $\gamma_1 < 0$ in the 1σ region, and hence the growth index γ decreases as redshift z increases. In the quadratic case with $\gamma = \gamma_0 + \gamma_1 z + \gamma_2 z^2$ (namely the $z=2$ case), $\gamma_2 < 0$ beyond 3σ C.L., and hence the function $\gamma(z)$ is a parabola opening down, namely γ increases and then decreases as redshift z increases. There exists an arched structure in the moderate redshift range. This result is quite similar to the one of [17].

Parameters	Case y -0	Case y -1	Case y -2
Ω_{m0}	$0.3713^{+0.0165+0.0333+0.0443}_{-0.0165-0.0316-0.0411}$	$0.3482^{+0.0148+0.0299+0.0396}_{-0.0164-0.0286-0.0370}$	$0.3624^{+0.0140+0.0323+0.0428}_{-0.0174-0.0302-0.0327}$
q_0	$0.4819^{+0.1733+0.3422+0.4482}_{-0.1728-0.3394-0.4527}$	$-0.5427^{+0.1773+0.3558+0.4642}_{-0.1968-0.3189-0.4759}$	$-0.6581^{+0.1771+0.3486+0.4694}_{-0.1858-0.3646-0.4431}$
j_0	$-9.0694^{+0.8780+2.0481+3.0330}_{-1.1371-1.9338-2.2762}$	$0.3346^{+1.9287+4.0175+5.7050}_{-1.9620-4.0999-5.1470}$	$1.8465^{+2.2358+4.6914+5.8584}_{-2.6193-4.3478-5.5699}$
$\sigma_{8,0}$	$0.7134^{+0.0178+0.0357+0.0474}_{-0.0178-0.0345-0.0450}$	$0.7397^{+0.0162+0.0332+0.0473}_{-0.0164-0.0329-0.0422}$	$0.7224^{+0.0157+0.0293+0.0397}_{-0.0158-0.0307-0.0390}$
γ_0	$0.2443^{+0.0386+0.0693+0.0900}_{-0.0345-0.0753-0.1020}$	$0.5694^{+0.0406+0.0820+0.1069}_{-0.0405-0.0830-0.1052}$	$0.7444^{+0.0645+0.1605+0.1935}_{-0.0689-0.1430-0.1713}$
γ_1	N/A	$-1.0105^{+0.0749+0.1502+0.1920}_{-0.0758-0.1437-0.1873}$	$-2.2070^{+0.4130+0.6597+0.8570}_{-0.3524-0.7170-1.0784}$
γ_2	N/A	N/A	$1.5351^{+0.4414+0.8089+1.4499}_{-0.4941-0.8149-1.1093}$

TABLE III: The mean with 1σ , 2σ , 3σ marginalized uncertainties of the model parameters for the cases with the y -cosmography and $\gamma = \gamma_0$ (labeled as “ y -0”), $\gamma = \gamma_0 + \gamma_1 y$ (labeled as “ y -1”), $\gamma = \gamma_0 + \gamma_1 y + \gamma_2 y^2$ (labeled as “ y -2”). See the text for details.

B. The case of y -cosmography

Let us turn to the case of y -cosmography. As is well known, a Taylor series with respect to redshift z converges only at low redshift z around 0, and it might diverge at high redshift $z > 1$. In the literature (see e.g. [29–31, 33, 37, 38]), a popular alternative to the z -cosmography is replacing z with the so-called y -shift, $y = 1 - a = z/(1+z)$. Obviously, $y < 1$ holds in the whole cosmic past $0 \leq z < \infty$, and hence the Taylor series with respect to y -shift converges. In this case, we can expand the dimensionless luminosity distance $D_L = H_0 d_L / c$ as a Taylor series with respect to y (see e.g. [28, 30, 37, 38] for details),

$$D_L(y) = y + \frac{1}{2} (3 - q_0) y^2 + \frac{1}{6} (11 - 5q_0 + 3q_0^2 - j_0) y^3 + \mathcal{O}(y^4), \quad (15)$$

in which only two free cosmographic parameters q_0 and j_0 are involved, since we only consider the cosmography up to third order in this work as mentioned above. Accordingly, here we also expand the growth index γ as a Taylor series with respect to y , namely $\gamma(y) = \gamma_0 + \gamma_1 y + \gamma_2 y^2 + \dots$. Similarly, we consider three cases, labeled as “ y -0”, “ y -1”, “ y -2”, in which $\gamma(y)$ is Taylor expanded up to zeroth, first, second orders, respectively. Noting $y = z/(1+z)$ and $dF/dz = (1+z)^{-2} dF/dy$ for any function F , the formalism in Sec. II is still valid in the case of y -cosmography.

By using the latest observational data, we obtain the constraints on all the model parameters involved, and present them in Table III, for the y -0, y -1, y -2 cases. In Fig. 2, we also present the 1D marginalized probability distributions of the parameters related to the growth index γ , namely γ_0 , γ_1 and γ_2 . Obviously, the y -0 case is fairly different from the y -1, y -2 cases. In fact, $\gamma_0 \lesssim 0.34$ beyond 3σ C.L., and $q_0 > 0$ also beyond 3σ C.L. in the y -0 case. The unusual result that the universe is decelerating ($q_0 > 0$) suggests that the y -0 case with a constant $\gamma = \gamma_0$ is not competent to describe the real universe, and consequently γ should be varying instead. This conclusion is also supported by the abnormal $\chi^2_{min} = 1281.5972$ of the y -0 case, which is significantly larger than the ones of the y -1, y -2 cases (see Tabel V). In both the y -1, y -2 cases, $q_0 < 0$ beyond 3σ C.L., and this means that the universe is undergoing an acceleration. On the other hand, $\gamma_0 \simeq 0.42$ is inconsistent with the latest observational data far beyond 3σ C.L. in both the y -1, y -2 cases. $\gamma_0 \simeq 0.55$ is well consistent with the latest observational data within 1σ region in the y -1 case, but it is inconsistent with the latest observational data beyond 3σ C.L. in the y -2 case. A varying γ with non-zero γ_1 and/or γ_2 is favored. It is easy to see that $\gamma_1 < 0$ far beyond 3σ C.L. in both the y -1, y -2 cases, and $\gamma_2 > 0$ far beyond 3σ C.L. in the y -2 case. However, $\gamma = \gamma(y) = \gamma(z/(1+z))$, and hence one should be careful to treat γ as a function of redshift z .

IV. OBSERVATIONAL CONSTRAINTS WITH THE PADÉ COSMOGRAPHY

In the previous section, two types of ordinary cosmography are considered. As mentioned above, the z -cosmography might diverge at high redshift z . So, the y -cosmography was proposed as an alternative

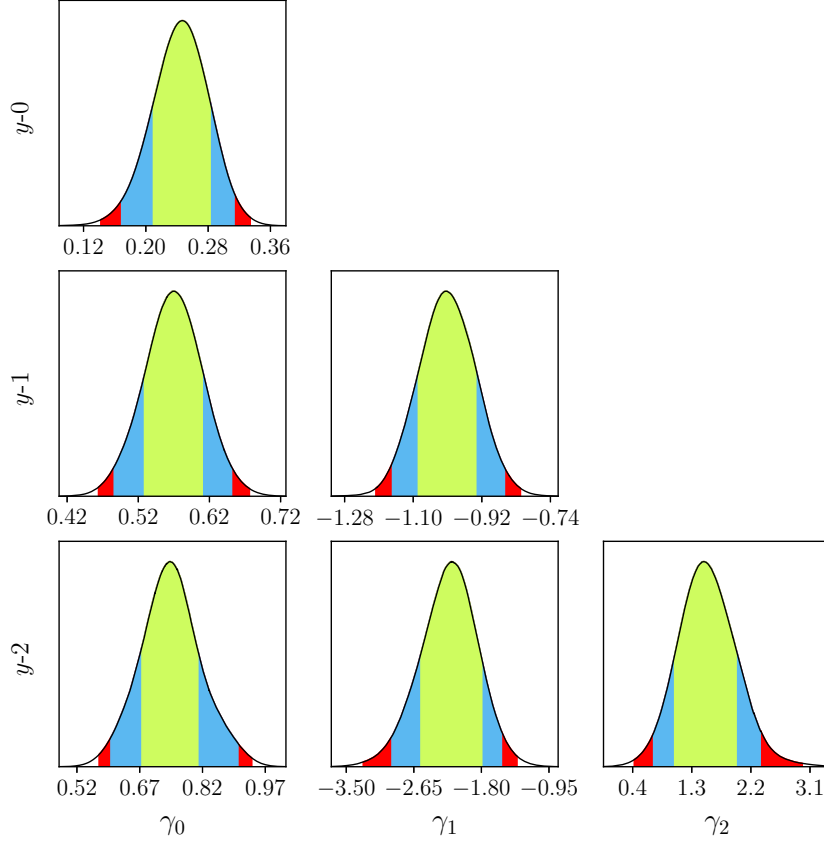


FIG. 2: The same as in Fig. 1, except for the $y-0$, $y-1$, $y-2$ cases. See the text and Table III for details.

in the literature, which converges in the whole cosmic past $0 \leq z < \infty$. However, there still exist several problems in the y -cosmography. In practice, the Taylor series should be truncated by throwing away the higher order terms, since it is difficult to deal with infinite series. So, the error of a Taylor approximation with lower order terms will become unacceptably large when $y = z/(1+z)$ is close to 1 (say, when $z > 9$). On the other hand, the y -cosmography cannot work well in the cosmic future $-1 < z < 0$. The Taylor series with respect to $y = z/(1+z)$ does not converge when $y < -1$ (namely $z < -1/2$), and it drastically diverges when $z \rightarrow -1$ (it is easy to see that $y \rightarrow -\infty$ in this case). Therefore, in [37], we proposed some generalizations of cosmography inspired by the Padé approximant, which can avoid or at least alleviate the problems of ordinary cosmography.

The so-called Padé approximant can be regarded as a generalization of the Taylor series. For any function $F(x)$, its Padé approximant of order (m, n) is given by the rational function [87–89] (see also e.g. [39–45])

$$F(x) = \frac{\alpha_0 + \alpha_1 x + \cdots + \alpha_m x^m}{1 + \beta_1 x + \cdots + \beta_n x^n}, \quad (16)$$

where m and n are both non-negative integers, and α_i, β_i are all constants. Obviously, it reduces to the Taylor series when all $\beta_i = 0$. Actually in mathematics, a Padé approximant is the best approximation of a function by a rational function of given order [88]. In fact, the Padé approximant often gives a better approximation of the function than truncating its Taylor series, and it may still work where the Taylor series does not converge [88].

One can directly parameterize the dimensionless luminosity distance based on the Padé approximant with respect to redshift z [37],

$$D_L = \frac{H_0 d_L}{c} = \frac{\alpha_0 + \alpha_1 z + \cdots + \alpha_m z^m}{1 + \beta_1 z + \cdots + \beta_n z^n}. \quad (17)$$

Parameters	Case P-0	Case P-1	Case P-2
Ω_{m0}	$0.3277^{+0.0210+0.0428+0.0570}_{-0.0210-0.0403-0.0523}$	$0.3366^{+0.0275+0.0637+0.0929}_{-0.0344-0.0604-0.0727}$	$0.3407^{+0.0291+0.0647+0.0911}_{-0.0351-0.0623-0.0750}$
α_1	$0.9471^{+0.0328+0.0670+0.0899}_{-0.0329-0.0631-0.0820}$	$0.9362^{+0.0458+0.0904+0.1197}_{-0.0458-0.0909-0.1194}$	$0.9307^{+0.0458+0.0916+0.1219}_{-0.0458-0.0883-0.1141}$
α_2	$1.0216^{+0.0442+0.0880+0.1163}_{-0.0442-0.0863-0.1129}$	$1.0083^{+0.0600+0.1146+0.1480}_{-0.0598-0.1212-0.1605}$	$1.0012^{+0.0581+0.1154+0.1517}_{-0.0581-0.1147-0.1493}$
β_1	$0.3329^{+0.0153+0.0309+0.0412}_{-0.0153-0.0293-0.0381}$	$0.3324^{+0.0148+0.0313+0.0415}_{-0.0161-0.0295-0.0384}$	$0.3321^{+0.0154+0.0312+0.0418}_{-0.0154-0.0297-0.0385}$
$\sigma_{8,0}$	$0.7615^{+0.0220+0.0478+0.0644}_{-0.0245-0.0440-0.0566}$	$0.7526^{+0.0338+0.0684+0.0921}_{-0.0337-0.0662-0.0864}$	$0.7480^{+0.0329+0.0702+0.0937}_{-0.0362-0.0658-0.0840}$
γ_0	$0.5462^{+0.0538+0.1089+0.1454}_{-0.0539-0.1038-0.1343}$	$0.5447^{+0.0543+0.1097+0.1470}_{-0.0544-0.1051-0.1374}$	$0.5562^{+0.0590+0.1187+0.1583}_{-0.0590-0.1151-0.1511}$
γ_1	N/A	$-0.0667^{+0.2110+0.3801+0.4923}_{-0.1908-0.4122-0.5546}$	$-0.2488^{+0.3858+0.7622+1.0016}_{-0.3854-0.7665-1.0127}$
γ_2	N/A	N/A	$0.2378^{+0.4531+0.8788+1.1400}_{-0.4540-0.9190-1.2341}$

TABLE IV: The mean with 1σ , 2σ , 3σ marginalized uncertainties of the model parameters for the cases with the Padé cosmography and $\gamma = \gamma_0$ (labeled as “P-0”), $\gamma = \gamma_0 + \gamma_1 z$ (labeled as “P-1”), $\gamma = \gamma_0 + \gamma_1 z + \gamma_2 z^2$ (labeled as “P-2”). See the text for details.

Following [37], we consider a moderate order (2, 2) in this work, and then

$$D_L \equiv \frac{H_0 d_L}{c} = \frac{\alpha_0 + \alpha_1 z + \alpha_2 z^2}{1 + \beta_1 z + \beta_2 z^2}. \quad (18)$$

Obviously, it can work well in the whole redshift range $-1 < z < \infty$, including not only the past but also the future of the universe. In particular, it is still finite even when $z \gg 1$. In fact, this D_L was confronted with Union2.1 SNIa data and Planck 2015 CMB data in [37], and the parameters α_0 and β_2 were found to be very close to 0 even in the 3σ region. So, in the present work, it is safe to directly set

$$\alpha_0 = \beta_2 = 0, \quad (19)$$

and then the free parameters are now α_1 , α_2 and β_1 . Note that in fact $\alpha_0 = 0$ is required by $d_L(z=0) = 0$ theoretically. On the other hand, we can also expand $\gamma(z)$ as a Taylor series with respect to redshift z , namely $\gamma(z) = \gamma_0 + \gamma_1 z + \gamma_2 z^2 + \dots$. Again, we consider three cases, labeled as “P-0”, “P-1”, “P-2”, in which $\gamma(z)$ is Taylor expanded up to zeroth, first, second orders, respectively.

Since the Padé cosmography still works well at very high redshift $z \gg 1$ in contrast to the ordinary cosmography as mentioned above, in this section, we further use the latest CMB data in addition to the observational data mentioned in Sec. II. However, using the full data of CMB to perform a global fitting consumes a large amount of computation time and power. As a good alternative, one can instead use the shift parameter R [90] from CMB, which has been used extensively in the literature (including the works of the Planck and the WMAP Collaborations themselves). It is argued in e.g. [91–93] that the shift parameter R is model-independent and contains the main information of the observation of CMB. As is well known, the shift parameter R is defined by [90–93]

$$R \equiv \sqrt{\Omega_{m0} H_0^2} (1 + z_*) d_A(z_*)/c = \frac{\sqrt{\Omega_{m0}} D_L(z_*)}{1 + z_*}, \quad (20)$$

where the redshift of the recombination $z_* = 1089.92$ from the Planck 2018 data [83], and the angular diameter distance d_A is related to the luminosity distance d_L through $d_A = d_L(1 + z)^{-2}$ (see e.g. the textbooks [26]). Here we adopt the value $R_{obs} = 1.7502 \pm 0.0046$ [94] derived from the Planck 2018 data. Thus, the corresponding χ^2 from the latest CMB data is given by $\chi_R^2 = (R_{mod} - R_{obs})^2 / \sigma_R^2$. Although the number of data points \mathcal{N} and the number of free parameters κ both increase by 1, the degree of freedom $dof = \mathcal{N} - \kappa$ is unchanged in this case. It is worth noting that the acoustic scale l_A , and $\Omega_b h^2$, the scalar spectral index n_s are commonly used with the shift parameter R in the literature, but they will introduce extra model parameters as mentioned above, and hence we do not use them here.

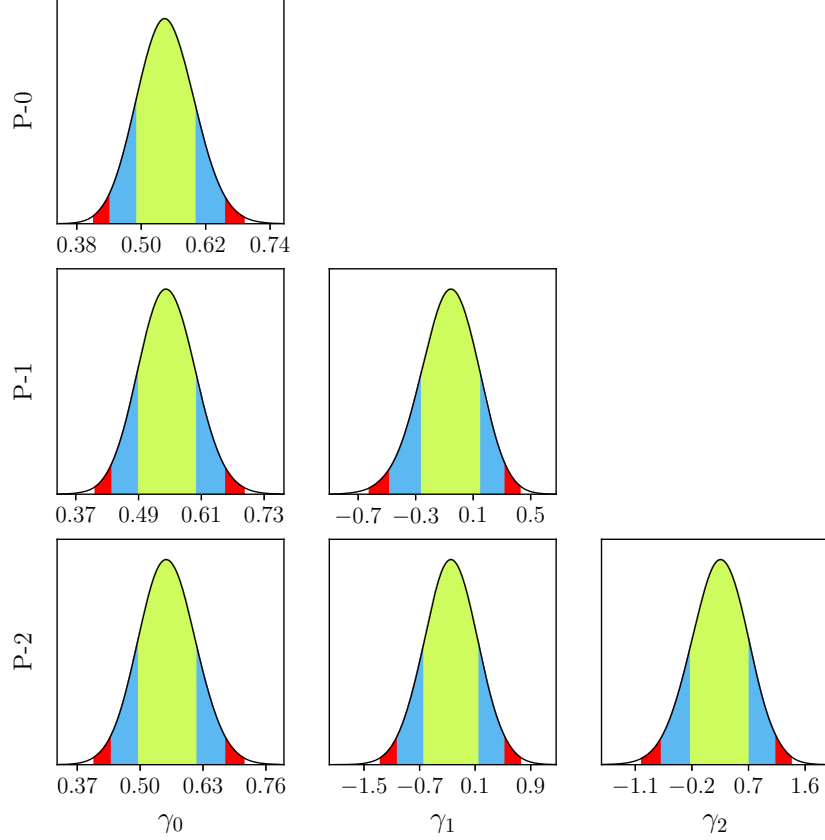


FIG. 3: The same as in Fig. 1, except for the P-0, P-1, P-2 cases. See the text and Table IV for details.

By using the latest observational data, we obtain the constraints on all the model parameters involved, and present them in Table IV, for the P-0, P-1, P-2 cases. In Fig. 3, we also present the 1D marginalized probability distributions of the parameters related to the growth index γ , namely γ_0 , γ_1 and γ_2 . In all cases, $\gamma_0 \simeq 0.42$ is inconsistent with the latest observational data beyond 2σ C.L. (but it could be consistent in the 3σ region). On the other hand, in all cases, $\gamma_0 \simeq 0.55$ is well consistent with the latest observational data within the 1σ region. Note that in all the P-0, P-1, P-2 cases, a constant $\gamma = \gamma_0$ (namely $\gamma_1 = 0$ and $\gamma_2 = 0$) is well consistent with the latest observational data within the 1σ region.

V. CONCLUSION AND DISCUSSION

In this work, we consider the constraints on the growth index γ by using the latest observational data. To be model-independent, we use cosmography to describe the cosmic expansion history, and also expand the general $\gamma(z)$ as a Taylor series with respect to redshift z or y -shift, $y = 1 - a = z/(1+z)$. We find that the present value $\gamma_0 = \gamma(z=0) \simeq 0.42$ (for most of viable $f(R)$ theories) is inconsistent with the latest observational data beyond 3σ C.L. in the 6 cases with the usual cosmography, or beyond 2σ C.L. in the 3 cases with the Padé cosmography. This result supports our previous work [17]. On the other hand, $\gamma_0 \simeq 0.55$ (for dark energy models in GR) is consistent with the latest observational data at 1σ C.L. in 5 of the 9 cases under consideration, but is inconsistent beyond 2σ C.L. in the other 4 cases (while it is still consistent within the 3σ region). Therefore, we can say nothing firmly about $\gamma_0 \simeq 0.55$. This result is still consistent with the reconstructed $\gamma(z)$ at $z=0$ obtained in our previous work [17]. A varying γ with non-zero γ_1 and/or γ_2 is favored in the cases with the usual cosmography, while in the cases with the Padé cosmography, a constant $\gamma = \gamma_0$ (namely $\gamma_1 = 0$ and $\gamma_2 = 0$) can still be consistent with the latest observational data.

It is of interest to compare the 9 cases considered here. We adopt several goodness-of-fit criteria used extensively in the literature to this end, such as χ^2_{min}/dof , $P(\chi^2 > \chi^2_{min})$ (see e.g. [95, 96]), Bayesian

Cases	$z=0$	$z=1$	$z=2$	$y=0$	$y=1$	$y=2$	P-0	P-1	P-2
χ^2_{min}	1106.2202	1101.3110	1093.0770	1281.5972	1129.5110	1116.2714	1094.7438	1094.7268	1094.3310
\mathcal{N}	1127	1127	1127	1127	1127	1127	1128	1128	1128
κ	5	6	7	5	6	7	6	7	8
χ^2_{min}/dof	0.9859	0.9824	0.9760	1.1422	1.0076	0.9967	0.9757	0.9766	0.9771
$P(\chi^2 > \chi^2_{min})$	0.6257	0.6570	0.7120	0.0006	0.4233	0.5258	0.7143	0.7072	0.7028
ΔBIC	4.4438	6.5619	5.3552	179.8210	34.7619	28.5496	0	7.0112	13.6436
ΔAIC	9.4764	6.5672	0.3332	184.8530	34.7672	23.5276	0	1.9830	3.5872
Rank	6	5	2	9	8	7	1	3	4

TABLE V: Comparing the 9 cases considered in the present work. See the text for details and caution.

Information Criterion (BIC) [97] and Akaike Information Criterion (AIC) [98], where the degree of freedom $dof = \mathcal{N} - \kappa$, while \mathcal{N} and κ are the number of data points and the number of free model parameters, respectively. The BIC is defined by [97]

$$BIC = -2 \ln \mathcal{L}_{max} + \kappa \ln \mathcal{N}, \quad (21)$$

and the AIC is defined by [98]

$$AIC = -2 \ln \mathcal{L}_{max} + 2\kappa, \quad (22)$$

where \mathcal{L}_{max} is the maximum likelihood. In the Gaussian cases, $\chi^2_{min} = -2 \ln \mathcal{L}_{max}$. The difference in BIC or AIC between two models makes sense. We choose the P-0 case to be the fiducial model when we calculate ΔBIC and ΔAIC . In Table V, we present χ^2_{min}/dof , $P(\chi^2 > \chi^2_{min})$, ΔBIC and ΔAIC for the 9 cases considered in this work. Clearly, the cases with y -cosmography are the worst, while the cases P-0 and $z=2$ are the best. In fact, the goodness-of-fit criteria for the cases P-0 and $z=2$ are fairly close. A caution should be mentioned here. All the criteria given in Table V are based on χ^2_{min} , which are read from the output .likestats files of the CosmoMC program GetDist. However, as the CosmoMC [60] readme file puts it, “file_root.likestats gives the best fit sample model, its likelihood, and ... Note that MCMC does not generally provide accurate values for the best-fit.” Keeping this in mind, we could say that the cases P-0 and $z=2$ are equally good, since their not so accurate χ^2_{min} are very close actually. In the P-0 case, the growth index $\gamma = \gamma_0$ is constant. However, in the $z=2$ case, $\gamma_2 < 0$ beyond 3σ C.L. (see Table II and Fig. 1), and hence the function $\gamma(z)$ is a parabola opening down, namely γ increases and then decreases as redshift z increases. There exists an arched structure in the moderate redshift range. This result is quite similar to the one of [17]. In Fig. 4, we show a demonstration of $\gamma = \gamma_0 + \gamma_1 z + \gamma_2 z^2$ with $\gamma_0 = 0.6$, $\gamma_1 = 0.45$, $\gamma_2 = -0.24$, which are all well within the 1σ regions of their observational constraints for the $z=2$ case (see Tabel II and Fig. 1).

It is worth noting that throughout this work, we always consider the growth index γ as a Taylor series with respect to z or y , namely $\gamma(z) = \gamma_0 + \gamma_1 z + \gamma_2 z^2 + \dots$, or $\gamma(y) = \gamma_0 + \gamma_1 y + \gamma_2 y^2 + \dots$. However, in Sec. IV, we parameterize the dimensionless luminosity distance D_L by using the Padé approximant, and hence it can still work well at very high redshift $z \sim 1090$. Obviously, it is better to also parameterize the growth index $\gamma(z)$ by using the Padé approximant (we thank the referee for pointing out this issue). But the cost is expensive to do this. If we want to catch the arched structure in $\gamma(z)$, at least a Padé approximant of order (2, 2) is needed, which has 5 free parameters (n.b. Eq. (16)), and almost double the number of free parameters in a 2nd order Taylor series. So, in the P-2 case, the total number of free model parameters will be 10. It will consume significantly more computation power and time, but the corresponding constraints will be very loose. Therefore, we choose not to do this at a great cost. But one should be aware of the possible artificial results from this choice. For example, $\gamma(z) = \gamma_0 + \gamma_1 z + \gamma_2 z^2$ will diverge at $z \sim 1090$, and hence the values of γ_1 and γ_2 tend to be zero to fit the high- z CMB data in the P-1, P-2 cases (we thank the referee for pointing out this issue).

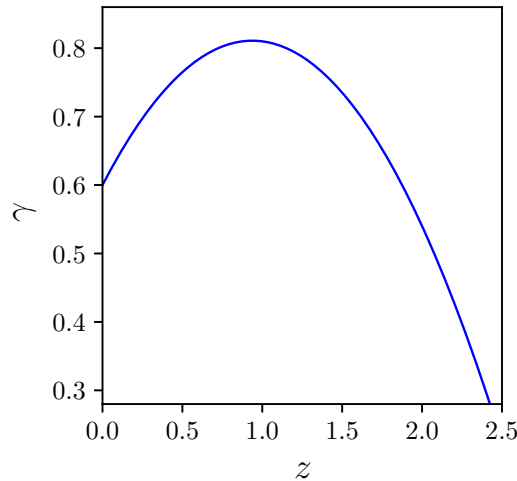


FIG. 4: A demonstration of $\gamma = \gamma_0 + \gamma_1 z + \gamma_2 z^2$ with $\gamma_0 = 0.6$, $\gamma_1 = 0.45$, $\gamma_2 = -0.24$, which are all well within the 1σ regions of their observational constraints for the $z=2$ case (see Tabel II and Fig. 1).

Some remarks are in order. First, the growth rate f and then the growth index γ for modified gravity scenarios (especially $f(R)$ theories) in principle are not only time-dependent but also scale-dependent (see e.g. [22, 23]). However, as is shown in e.g. [22, 23], the behavior of γ is nearly scale-independent at low redshift $z \lesssim 1$, and $\gamma_0 = \gamma(z=0)$ is also nearly independent of scale. So, this issue does not change the main conclusions of the present work, although it may be studied carefully in the future work. Second, as is mentioned in the beginning of Sec. II, there exist other two approaches dealing with the growth history, which numerically solve the perturbation equations by using the code CAMB integrated in CosmoMC. We will also consider these approaches in the future work. Third, in the present work, we do not use some types of observational data (for example, the observational $H(z)$ data, and other kinds of BAO data) to avoid introducing extra model parameters. However, in principle, it is not terrible to do so, although the constraints might be loose and the calculations might be complicated. Finally, in this work, we only consider the Taylor series expansion of the growth index γ up to 2nd order, and the usual cosmography up to 3rd order. In fact, one can also further consider higher orders in these cases. We anticipate that our main conclusions will not be changed significantly.

ACKNOWLEDGEMENTS

We thank the anonymous referee for useful comments and suggestions, which helped us to improve this work. We are grateful to Hua-Kai Deng, Da-Chun Qiang, Xiao-Bo Zou, Zhong-Xi Yu, and Shou-Long Li for kind help and discussions. This work was supported in part by NSFC under Grants No. 11575022 and No. 11175016.

-
- [1] A. G. Riess *et al.*, *Astron. J.* **116**, 1009 (1998) [astro-ph/9805201].
 - [2] S. Perlmutter *et al.*, *Astrophys. J.* **517**, 565 (1999) [astro-ph/9812133].
 - [3] M. Ishak, *Living Rev. Rel.* **22**, no. 1, 1 (2019) [arXiv:1806.10122].
 - [4] L. Amendola *et al.*, *Living Rev. Rel.* **21**, no. 1, 2 (2018) [arXiv:1606.00180].
 - [5] A. Joyce, B. Jain, J. Khoury and M. Trodden, *Phys. Rept.* **568**, 1 (2015) [arXiv:1407.0059].
 - [6] T. Clifton, P. G. Ferreira, A. Padilla and C. Skordis, *Phys. Rept.* **513**, 1 (2012) [arXiv:1106.2476].
 - [7] V. Sahni and A. Starobinsky, *Int. J. Mod. Phys. D* **15**, 2105 (2006) [astro-ph/0610026].
 - [8] E. V. Linder, *Phys. Rev. D* **72**, 043529 (2005) [astro-ph/0507263].
 - [9] E. V. Linder and R. N. Cahn, *Astropart. Phys.* **28**, 481 (2007) [astro-ph/0701317].
 - [10] D. Huterer and E. V. Linder, *Phys. Rev. D* **75**, 023519 (2007) [astro-ph/0608681].

- [11] Y. Wang, JCAP **0805**, 021 (2008) [arXiv:0710.3885];
Y. Wang, arXiv:0712.0041 [astro-ph].
- [12] P. Zhang, M. Liguori, R. Bean and S. Dodelson, Phys. Rev. Lett. **99**, 141302 (2007) [arXiv:0704.1932].
- [13] B. Jain and P. Zhang, Phys. Rev. D **78**, 063503 (2008) [arXiv:0709.2375].
- [14] H. Wei, Phys. Lett. B **664**, 1 (2008) [arXiv:0802.4122].
- [15] H. Wei and S. N. Zhang, Phys. Rev. D **78**, 023011 (2008) [arXiv:0803.3292].
- [16] H. Wei, J. Liu, Z. C. Chen and X. P. Yan, Phys. Rev. D **88**, 043510 (2013) [arXiv:1306.1364].
- [17] Z. Y. Yin and H. Wei, Sci. China Phys. Mech. Astron. **62**, no. 9, 999811 (2019) [arXiv:1808.00377].
- [18] P. J. E. Peebles, *Large-Scale Structure of the Universe*, Princeton University Press (1980);
P. J. E. Peebles, Astrophys. J. **284**, 439 (1984).
- [19] O. Lahav, P. B. Lilje, J. R. Primack and M. J. Rees, Mon. Not. Roy. Astron. Soc. **251**, 128 (1991).
- [20] L. M. Wang and P. J. Steinhardt, Astrophys. J. **508**, 483 (1998) [astro-ph/9804015].
- [21] A. Lue, R. Scoccimarro and G. D. Starkman, Phys. Rev. D **69**, 124015 (2004) [astro-ph/0401515].
- [22] R. Gannouji, B. Moraes and D. Polarski, JCAP **0902**, 034 (2009) [arXiv:0809.3374].
- [23] S. Tsujikawa *et al.*, Phys. Rev. D **80**, 084044 (2009) [arXiv:0908.2669].
- [24] A. Shafieloo, A. G. Kim and E. V. Linder, Phys. Rev. D **87**, 023520 (2013) [arXiv:1211.6128].
- [25] S. Tsujikawa, Lect. Notes Phys. **800**, 99 (2010) [arXiv:1101.0191].
- [26] S. Weinberg, *Gravitation and Cosmology*, John Wiley & Sons, Inc., New York (1972);
S. Weinberg, *Cosmology*, Oxford University Press, Oxford (2008).
- [27] M. Visser, Class. Quant. Grav. **21**, 2603 (2004) [gr-qc/0309109];
M. Visser, Gen. Rel. Grav. **37**, 1541 (2005) [gr-qc/0411131].
- [28] K. Bamba *et al.*, Astrophys. Space Sci. **342**, 155 (2012) [arXiv:1205.3421].
- [29] C. Cattoen and M. Visser, Phys. Rev. D **78**, 063501 (2008) [arXiv:0809.0537].
- [30] V. Vitagliano, J. Q. Xia, S. Liberati and M. Viel, JCAP **1003**, 005 (2010) [arXiv:0911.1249].
- [31] C. Cattoen and M. Visser, gr-qc/0703122;
C. Cattoen and M. Visser, Class. Quant. Grav. **24**, 5985 (2007) [arXiv:0710.1887];
M. Visser and C. Cattoen, arXiv:0906.5407 [gr-qc].
- [32] L. X. Xu and Y. Wang, Phys. Lett. B **702**, 114 (2011) [arXiv:1009.0963].
- [33] J. Q. Xia *et al.*, Phys. Rev. D **85**, 043520 (2012) [arXiv:1103.0378].
- [34] M. J. Zhang, H. Li and J. Q. Xia, Eur. Phys. J. C **77**, no. 7, 434 (2017) [arXiv:1601.01758].
- [35] P. K. S. Dunsby and O. Luongo, Int. J. Geom. Meth. Mod. Phys. **13**, 1630002 (2016) [arXiv:1511.06532];
O. Luongo, G. B. Pisani and A. Troisi, Int. J. Mod. Phys. D **26**, 1750015 (2016) [arXiv:1512.07076].
- [36] A. Aviles, C. Gruber, O. Luongo and H. Quevedo, Phys. Rev. D **86**, 123516 (2012) [arXiv:1204.2007];
A. Aviles, A. Bravetti, S. Capozziello and O. Luongo, Phys. Rev. D **87**, 044012 (2013) [arXiv:1210.5149];
A. Aviles, A. Bravetti, S. Capozziello and O. Luongo, Phys. Rev. D **87**, 064025 (2013) [arXiv:1302.4871];
O. Luongo, Mod. Phys. Lett. A **26**, 1459 (2011);
A. de la Cruz-Dombriz *et al.*, JCAP **1612**, 042 (2016) [arXiv:1608.03746].
- [37] Y. N. Zhou, D. Z. Liu, X. B. Zou and H. Wei, Eur. Phys. J. C **76**, 281 (2016) [arXiv:1602.07189].
- [38] X. B. Zou, H. K. Deng, Z. Y. Yin and H. Wei, Phys. Lett. B **776**, 284 (2018) [arXiv:1707.06367].
- [39] C. Gruber and O. Luongo, Phys. Rev. D **89**, no. 10, 103506 (2014) [arXiv:1309.3215].
- [40] H. Wei, X. P. Yan and Y. N. Zhou, JCAP **1401**, 045 (2014) [arXiv:1312.1117].
- [41] J. Liu and H. Wei, Gen. Rel. Grav. **47**, no. 11, 141 (2015) [arXiv:1410.3960].
- [42] M. Adachi and M. Kasai, Prog. Theor. Phys. **127**, 145 (2012) [arXiv:1111.6396].
- [43] S. Capozziello, Ruchika and A. A. Sen, Mon. Not. Roy. Astron. Soc. **484**, 4484 (2019) [arXiv:1806.03943].
- [44] A. Aviles, A. Bravetti, S. Capozziello and O. Luongo, Phys. Rev. D **90**, 043531 (2014) [arXiv:1405.6935].
- [45] S. Capozziello, R. D'Agostino and O. Luongo, JCAP **1805**, no. 05, 008 (2018) [arXiv:1709.08407].
- [46] G. Gubitosi, F. Piazza and F. Vernizzi, JCAP **1302**, 032 (2013) [arXiv:1210.0201].
- [47] J. Gleyzes, D. Langlois, F. Piazza and F. Vernizzi, JCAP **1308**, 025 (2013) [arXiv:1304.4840].
- [48] P. A. R. Ade *et al.*, Astron. Astrophys. **594**, A14 (2016) [arXiv:1502.01590].
- [49] B. Hu, M. Raveri, N. Frusciante and A. Silvestri, Phys. Rev. D **89**, 103530 (2014) [arXiv:1312.5742].
- [50] M. Raveri, B. Hu, N. Frusciante and A. Silvestri, Phys. Rev. D **90**, 043513 (2014) [arXiv:1405.1022].
- [51] B. Hu, M. Raveri, N. Frusciante and A. Silvestri, arXiv:1405.3590 [astro-ph.IM].
- [52] G. B. Zhao, L. Pogosian, A. Silvestri and J. Zylberberg, Phys. Rev. D **79**, 083513 (2009) [arXiv:0809.3791].
- [53] G. B. Zhao *et al.*, Phys. Rev. D **81**, 103510 (2010) [arXiv:1003.0001].
- [54] F. Simpson *et al.*, Mon. Not. Roy. Astron. Soc. **429**, 2249 (2013) [arXiv:1212.3339].
- [55] E. Macaulay, I. K. Wehus and H. K. Eriksen, Phys. Rev. Lett. **111**, 161301 (2013) [arXiv:1303.6583].
- [56] T. Baker, P. G. Ferreira, C. D. Leonard and M. Motta, Phys. Rev. D **90**, 124030 (2014) [arXiv:1409.8284].
- [57] S. F. Daniel *et al.*, Phys. Rev. D **81**, 123508 (2010) [arXiv:1002.1962].
- [58] A. Hojjati, L. Pogosian and G. B. Zhao, JCAP **1108**, 005 (2011) [arXiv:1106.4543].
- [59] L. X. Xu, Phys. Rev. D **88**, 084032 (2013) [arXiv:1306.2683].

- [60] A. Lewis and S. Bridle, Phys. Rev. D **66**, 103511 (2002) [astro-ph/0205436];
<http://cosmologist.info/cosmomc/>
- [61] E. V. Linder, Phys. Rev. D **79**, 063519 (2009) [arXiv:0901.0918].
- [62] F. Y. Wang, Astron. Astrophys. **543**, A91 (2012).
- [63] J. E. Gonzalez, J. S. Alcaniz and J. C. Carvalho, JCAP **1604**, 016 (2016) [arXiv:1602.01015].
- [64] J. E. Gonzalez, J. S. Alcaniz and J. C. Carvalho, JCAP **1708**, 008 (2017) [arXiv:1702.02923].
- [65] S. Nesseris, G. Pantazis and L. Perivolaropoulos, Phys. Rev. D **96**, 023542 (2017) [arXiv:1703.10538].
- [66] L. Kazantzidis and L. Perivolaropoulos, Phys. Rev. D **97**, 103503 (2018) [arXiv:1803.01337].
- [67] D. M. Scolnic *et al.*, Astrophys. J. **859**, no. 2, 101 (2018) [arXiv:1710.00845].
- [68] The numerical data of the full Pantheon SNIa sample are available at
<http://dx.doi.org/10.17909/T95Q4X>
<https://archive.stsci.edu/prepds/pslcosmo/index.html>
- [69] The Pantheon plugin for CosmoMC is available at
<https://github.com/dscolnic/Pantheon>
- [70] H. K. Deng and H. Wei, Eur. Phys. J. C **78**, 755 (2018) [arXiv:1806.02773].
- [71] D. J. Eisenstein *et al.*, Astrophys. J. **633**, 560 (2005) [astro-ph/0501171].
- [72] C. Blake *et al.*, Mon. Not. Roy. Astron. Soc. **418**, 1707 (2011) [arXiv:1108.2635].
- [73] M. Kilbinger, Rept. Prog. Phys. **78**, 086901 (2015) [arXiv:1411.0115].
- [74] C. Hikage *et al.*, arXiv:1809.09148 [astro-ph.CO].
- [75] M. A. Troxel *et al.*, Phys. Rev. D **98**, 043528 (2018) [arXiv:1708.01538].
- [76] T. M. C. Abbott *et al.*, Phys. Rev. D **98**, 043526 (2018) [arXiv:1708.01530].
- [77] S. Joudaki *et al.*, Mon. Not. Roy. Astron. Soc. **465**, 2033 (2017) [arXiv:1601.05786].
- [78] H. Hildebrandt *et al.*, Mon. Not. Roy. Astron. Soc. **465**, 1454 (2017) [arXiv:1606.05338].
- [79] F. Köhlinger *et al.*, Mon. Not. Roy. Astron. Soc. **471**, 4412 (2017) [arXiv:1706.02892].
- [80] M. J. Jee *et al.*, Astrophys. J. **824**, 77 (2016) [arXiv:1510.03962].
- [81] E. van Uitert *et al.*, Mon. Not. Roy. Astron. Soc. **476**, 4662 (2018) [arXiv:1706.05004].
- [82] S. Joudaki *et al.*, Mon. Not. Roy. Astron. Soc. **474**, 4894 (2018) [arXiv:1707.06627].
- [83] N. Aghanim *et al.*, arXiv:1807.06209 [astro-ph.CO].
- [84] J. Magana *et al.*, Mon. Not. Roy. Astron. Soc. **476**, 1036 (2018) [arXiv:1706.09848].
- [85] J. F. Zhang, Y. H. Li and X. Zhang, Phys. Lett. B **739**, 102 (2014) [arXiv:1408.4603].
- [86] M. M. Zhao, J. F. Zhang and X. Zhang, Phys. Lett. B **779**, 473 (2018) [arXiv:1710.02391].
- [87] H. Padé, Ann. Sci. Ecole Norm. Sup. **9** (3), 1-93 (1892);
S. G. Krantz and H. R. Parks, *A Primer of Real Analytic Functions*, Birkhäuser (1992);
G. A. Baker, Jr. and P. Graves-Morris, *Padé Approximants*, Cambridge University Press (1996).
- [88] http://en.wikipedia.org/wiki/Padé_approximant
- [89] http://www.scholarpedia.org/article/Padé_approximant
<http://www-sop.inria.fr/apics/anap03/PadéTalk.pdf>
- [90] J. R. Bond, G. Efstathiou and M. Tegmark, Mon. Not. Roy. Astron. Soc. **291**, L33 (1997) [astro-ph/9702100];
G. Efstathiou and J. R. Bond, Mon. Not. Roy. Astron. Soc. **304**, 75 (1999) [astro-ph/9807103].
- [91] Y. Wang and P. Mukherjee, Astrophys. J. **650**, 1 (2006) [astro-ph/0604051].
- [92] Y. Wang and S. Wang, Phys. Rev. D **88**, 043522 (2013) [arXiv:1304.4514].
- [93] D. L. Shafer and D. Huterer, Phys. Rev. D **89**, 063510 (2014) [arXiv:1312.1688].
- [94] L. Chen, Q. G. Huang and K. Wang, JCAP **1902**, 028 (2019) [arXiv:1808.05724].
- [95] H. Wei and S. N. Zhang, Phys. Lett. B **644**, 7 (2007) [astro-ph/0609597].
- [96] H. Wei and S. N. Zhang, Phys. Lett. B **654**, 139 (2007) [arXiv:0704.3330].
- [97] G. Schwarz, Ann. Stat. **6**, 461 (1978).
- [98] H. Akaike, IEEE Trans. Automatic Control **19**, 716 (1974).
- [99] A. Viznyuk, S. Bag, Y. Shtanov and V. Sahni, Phys. Rev. D **98**, 064024 (2018) [arXiv:1805.10405].
- [100] L. Amendola *et al.*, Mon. Not. Roy. Astron. Soc. **449**, 2845 (2015) [arXiv:1412.3703];
T. Castro, M. Quartin and S. Benitez-Herrera, Phys. Dark Univ. **13**, 66 (2016) [arXiv:1511.08695].
- [101] S. Basilakos and S. Nesseris, Phys. Rev. D **94**, 123525 (2016) [arXiv:1610.00160].
- [102] S. Capozziello *et al.*, Mon. Not. Roy. Astron. Soc. **476**, 3924 (2018) [arXiv:1712.04380].
- [103] O. Luongo, Mod. Phys. Lett. A **28**, 1350080 (2013).
- [104] S. Capozziello, R. D'Agostino and O. Luongo, Gen. Rel. Grav. **51**, 2 (2019) [arXiv:1806.06385];
S. Capozziello, R. D'Agostino and O. Luongo, Gen. Rel. Grav. **49**, 141 (2017) [arXiv:1706.02962].