

Peculiarities of Wigner times delay in slow elastic electron scattering by potential well with arising discrete levels

M. Ya. Amusia^{1,2} and A. S. Baltenkov³

¹ *Racah Institute of Physics, the Hebrew University, Jerusalem, 91904 Israel*

² *Ioffe Physical-Technical Institute, St. Petersburg, 194021 Russia*

³ *Arifov Institute of Ion-Plasma and Laser Technologies,
Tashkent, 100125 Uzbekistan*

Abstract

We generalize here the one-level consideration in our recent paper [arXiv:1901.00411](https://arxiv.org/abs/1901.00411) [1] to the case when an electron collides with a potential that have any number of s bound states. We investigate peculiarities in the Wigner time delay behavior for slow electron elastic s -scattering by spherically symmetric square-potential well. We have considered potential wells, the variation of parameters of which (potential depth U and its radius R) lead to arising arbitrary number of s bound states. We demonstrate that while the time delay for potential wells with no discrete s -levels always has a positive value for small electron energies, it changes sign after level arising. We found that at the moments of arising in the well not only of the first but also following s -levels as well, the time delay as a function of U experiences instant jumps from a positive value to a negative one. The amplitudes of these jumps increases with decrease of the electron wave vector k . The times delay for potential well, the variation of the radius of which R leads to the appearance of discrete levels, also change sign at these critical radii.

1. Introduction

In a recent paper [arXiv:1901.00411](https://arxiv.org/abs/1901.00411) [1] we considered Wigner times delay for slow electron scattering upon a potential, in which variation of parameters leads to formation of loosely bound single s - and p – states. Here we generalize this consideration, simplifying it at the same time, by investigating the case of a potential that supports arbitrary number of s bound states.

Eisenbud, Wigner and Smith (EWS) were the first who interpreted the derivative of the scattering phase shift with respect to particle energy E as the time delay of an incident particle wave packet by the scattering potential [2-4]. They introduced the EWS-time delay as a quantum dynamical observable for particle resonance scattering. They have demonstrated that when particle momentum k is varied, the capturing and retaining for some time of an incident particle by attractive scattering potential $V(r)$ is replaced by its pushing out, i.e. EWS-time delay is a sign-alternating function of k . It is evident that interaction of an incident particle with the scattering center is completely determined by potential $V(r)$. The form and parameters of the function $V(r)$ determine the scattering phase shifts $\delta_l(k)$ and, for this reason the EWS-times delay $\tau_l(k)$, as well.

Let us consider, for the sake of simplicity, electron elastic scattering by a spherical rectangular potential well $V(r)$ with radius R and depth U . The s -scattering phase shift δ_0 for this potential well is described by the following expression (see Eq. (6) in [1])

$$\tan \delta_0 = \frac{k \tan qR - q \tan kR}{q + k \tan qR \tan kR}. \quad (1)$$

The vector $q = \sqrt{2U + k^2}$ here is the electron wave vector inside the potential well*. The dependence of the phase shift δ_0 on potential well parameters R and U manifests itself in an explicit form.

The aim of our paper is by using as an example a simple potential well to investigate the connection of the phase shift $\delta_0(k)$ and EWS-time delay $\tau_s(k)$ with the well parameters R and U . The reason to consider this problem is as follows. In our paper [5] we studied the partial EWS-times delay in the process of slow elastic electron scattering by the fullerene C_{60} shell. We found there that the sign of partial times delay depends on the presence of the first discrete level with corresponding orbital moment l in the C_{60} potential well. Namely the l^{th} time delay is positive when there are no discrete l -levels in the well and it is negative when such a level exists. One can expect similar behavior of the time delay at the moment of appearing in the well not only the first, but also second, third, *etc* discrete levels. To understand whether this specific feature of EWS-time delay behavior is of a universal character, we investigate here the time-delay $\tau_s(k)$ as a function of potential well parameters.

The structure of the paper is as follows. In Section 2 by performing simple calculations we obtain general formulas for the derivative with respect to electron wave vector k of the s -phase shift. Section 3 presents results of numerical calculations of the s -partial EWS-times delay as functions of U and R . Section 4 presents Conclusions.

2. Main formulas

Let us rewrite the expression (1) in the equivalent form [6]

$$q \cot qR = k \cot(kR + \delta_0) \quad (2)$$

and apply the operator $\partial / \partial k$ to both sides of this equation. We obtain the following expression

$$q' \cot qR + q(\cot qR)' = \cot(kR + \delta_0) + k[\cot(kR + \delta_0)]', \quad (3)$$

where index prime denotes differentiation with respect to k . Bearing in mind that the derivatives in (3) are equal to

$$q' = \frac{k}{q}; \quad (\cot qR)' = -\frac{kR}{q \sin^2 qR}; \quad [\cot(kR + \delta_0)]' = -\frac{(R + \delta_0')}{\sin^2(kR + \delta_0)}, \quad (4)$$

after performing simple transformations we obtain the following general formula for δ_0'

$$\delta_0'(k, U, R) = \frac{\partial \delta_0}{\partial k} = -R + \frac{\sin 2(kR + \delta_0)}{2k} + R \frac{\sin^2(kR + \delta_0)}{\sin^2 qR} \left(1 - \frac{\sin 2qR}{2qR} \right). \quad (5)$$

* Throughout this paper, we use the atomic system of units (at. un.).

We introduced the well depth U and radius R as arguments in expression δ'_0 in order to underline that this derivative is a function of three variables k , U and R . The s -partial EWS-time delay is connected to δ'_0 by the following way

$$\tau_s(k, U, R) = 2 \frac{d\delta_0}{dE} = 2 \frac{d\delta_0}{dk} \frac{dk}{dE} = \frac{2}{k} \delta'_0(k, U, R). \quad (6)$$

For small electron energy $E = k^2/2$, according to Wigner threshold law [7], the s -phase shift is proportional to k , $\delta_0(k \rightarrow 0) \sim k$. Therefore, s -partial EWS-time delay (6) near threshold goes to infinity as $\tau_s(k, U, R)_{k \rightarrow 0} \propto \pm 1/k$. Below we will consider functions (5) and (6) for small but finite values of electron energy.

3. Numerical calculations

3.1. U -dependence

Here we numerically investigate the behavior of the s -partial EWS-time delay assuming that the potential well depth U is a variable while the radius R is a constant, equal for definiteness to $R=2$. The condition of appearance of discrete s -levels in the potential well is as follows (see Eq. (12) in [4])

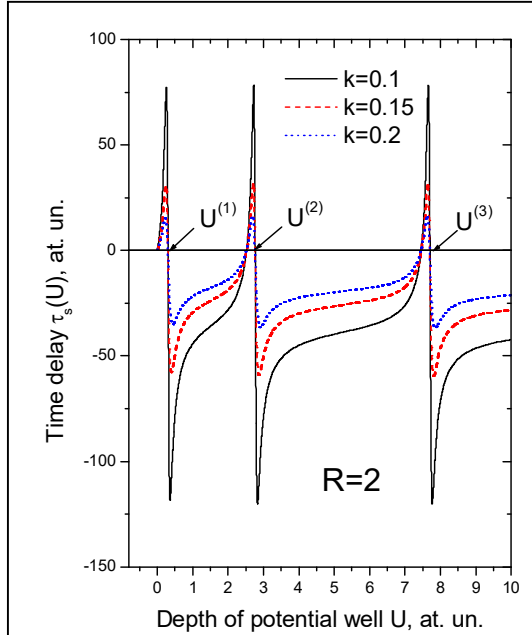


Fig. 1. Time delay $\tau_s(U)$ from Eq. (6) as a function of U for small electron wave numbers $k=0.1, 0.15$ and 0.2 . The values of the first critical depths of the potential well with $R=2$ are $U^{(1)} \approx 0.308$; $U^{(2)} \approx 2.776$; $U^{(3)} \approx 7.711$

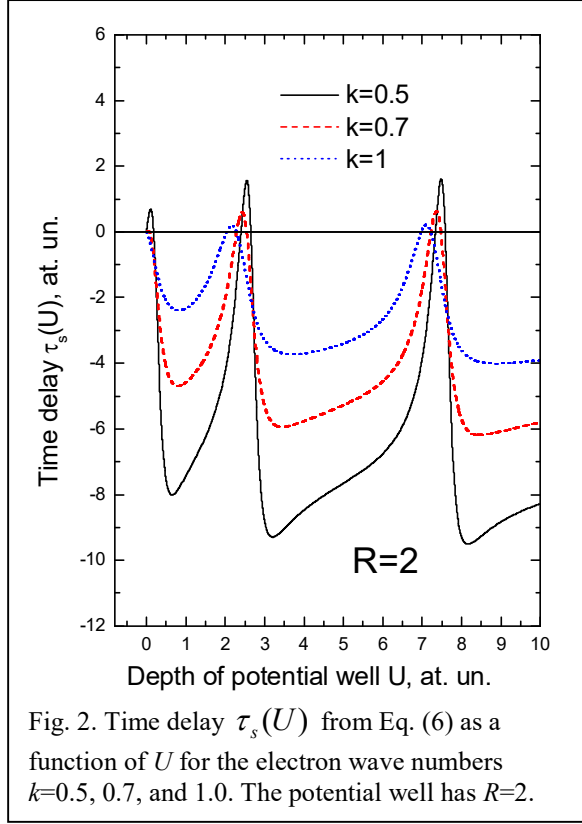
$$U^{(n)} = \frac{(2n-1)^2 \pi^2}{8R^2}. \quad (7)$$

Here n is the number of the s -level in the well. The values of the first critical depths of the potential well with $R=2$ are

$$\begin{aligned} U^{(1)} &= \frac{\pi^2}{32} \approx 0.308; & U^{(2)} &= \frac{9\pi^2}{32} \approx 2.776; \\ U^{(3)} &= \frac{25\pi^2}{32} \approx 7.711. \end{aligned} \quad (8)$$

Figure 1 presents the EWS-time delay $\tau_s(U)$ as a function of U for three small values of the electron wave vectors k . For potential wells with no bound levels (the interval $0 < U < U^{(1)}$) the time delay has a positive value and changes its sign after the first s -level appears in the well with U increase. So, small changes in the potential well parameters (in the given case the well depth U) in the vicinity of the critical value $U^{(1)}$ lead to an instant jump of the function $\tau_s(U)$. This specific feature in the behavior of the EWS-time delay is of universal character because we

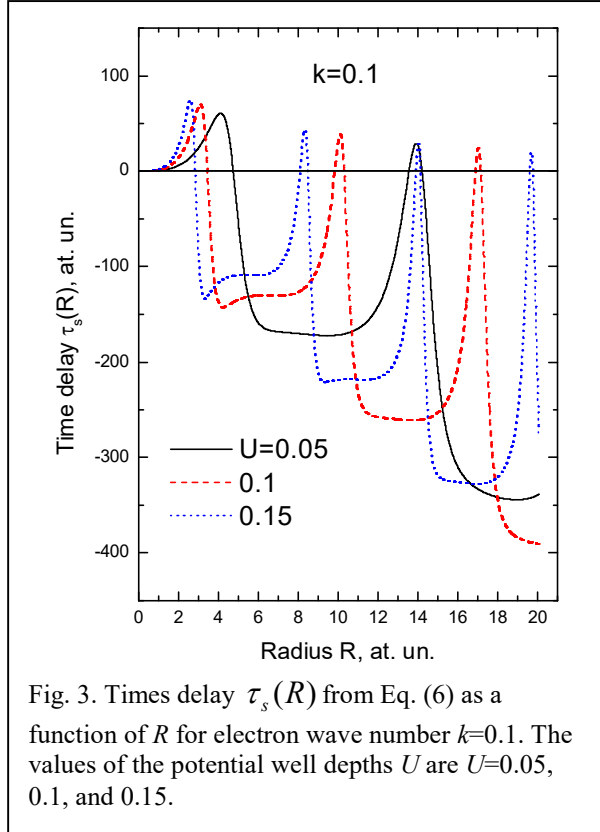
can observe the same picture in the vicinities of other critical values of the variable U . The



amplitudes of the resonances of curves presented in figure 1 rapidly decrease when the k values increase. When the wave number k increases by a factor of two, from $k=0.1$ to 0.2 , the amplitudes of corresponding curves at the first calculated point after the critical value $U^{(1)}$ differ by more than an order.

The relatively simple resonance behavior of the function $\tau_s(U)$ for very small wave number k changes with its further growth that is illustrated by figure 2, that presents results for $\tau_s(U)$ at $k=0.5, 0.7$, and 1.0 . We observe here a much more complex picture. Let us emphasize strongly different scales of oscillations in figures 1 and 2. In the first case the range of the times variation is about -100 to $+100$ at. un., while in the second case this range is -4 to $+2$ at. un. only. This is an illustration of the following general behavior of the phase shift derivative [8]

$$\delta'_0(k \rightarrow \infty) \rightarrow 0. \quad (9)$$



3.1. R -dependence

In this Section we investigate the behavior of the s -partial EWS-time delay assuming that the potential well radius R is a variable while the potential depth U is a constant. The condition of appearance of s -discrete levels in the potential well $V(r)$ is given by the following relation (see Eq. (12) in [1])

$$R^{(n)} = \frac{(2n-1)\pi}{2\sqrt{2U}}. \quad (10)$$

Here n , just as above, is the number of the s -level in the well. Figure 3 depicts the EWS-time delay $\tau_s(R)$ as a function of R for a fixed electron wave number $k=0.1$. As in figures 1 and 2, $\tau_s(R)$ is an alternating function, at least, near the threshold, at small electron energy. However, if in the U -dependence case the critical values of potential well depths $U^{(i)}$ coincide with zeroes of curves in figure 1, in figure 3 we see closeness, but not coincidence of

zeroes of curves with the critical values of $R^{(i)}$. This is illustrated by Table 1 where the correlation between the positions of the zeroes of the curves on the R -axis and the values of $R^{(i)}$ is undoubted.

Table 1. Comparison between positions of zeroes in curves with U or R variations.

The critical values of radius R from Eq.(10). The positions of zeroes of the curves in figure 3 are given in brackets. All parameters are in at. un.

U	$R^{(1)}$	$R^{(2)}$	$R^{(3)}$	$R^{(4)}$
0.05	4.967 (4.72)	14.902 (14.22)	24.836 (-)	34.771 (-)
0.1	3.512 (3.42)	10.537 (10.27)	17.562 (17.15)	24.587 (-)
0.15	2.868 (2.82)	8.604 (8.45)	14.339 (14.10)	20.075 (19.74)

Thus, the EWS-time delay $\tau_s(k, U, R)$ is an alternative function relative to all its arguments with a very interesting behavior.

4. Conclusions

We have investigated the partial EWS-time delay for slow electron s -scattering by rectangular attractive potentials as a function of well parameters depth U and radius R . We concentrate upon vicinity of such parameters of potential wells that are close to their critical values at which s -bound states with zero binding energy appear in the wells.

In spite of its simplicity, the above presented analysis makes it possible to observe some specific features in the time delay behavior that are universal, namely: i) The functions $\tau_s(U)$ and $\tau_s(R)$ for slow electron scattering by a shallow potential well with no bound s -level is always positive and they change their sign after a first discrete level arises, ii) The small changes of the potential well parameters in the vicinity of the first and any other s -levels arising lead to instant jumps of the function $\tau_s(U)$ from a positive value to a negative one. The amplitudes of these jumps increase with decrease of the electron wave number k (see also figure 1 in [1]). This is the specific behavior of $\tau_s(U)$ only; and it is connected with the divergence of the EWS s -time near the threshold (see figure 1 in [1]). For orbital moments $l > 0$ the EWS-times delay goes to zero near the threshold as $\tau_l(k) \propto k^{2l-1}$ and therefore functions $\tau_l(U)$ smoothly change sign near the critical points on the U -axis (see figure 2 in [1]). The function $\tau_s(R)$ change sign as well as $\tau_s(U)$ but this sign alteration, when the radius R is varied, occurs without jumps.

A separate and important problem is to evaluate phase shifts and times not for a simple model but to find time delay in electron-atom scattering processes. A lot is known about scattering phases for this process, for which relatively reliable data on *ab-initio* calculations exist [9], including also low-energy scattering. In a number of cases the addition of attractive polarization interaction alters at small electron energy the s -phase derivative from negative Hartree –Fock values to the positive ones. This alteration leads to appearance of the widely known Ramsauer minima in the cross section of slow electron scattering by noble gas atoms. However, it is not connected there to formation of an extra bound electron level. It would be of considerable interest, and this is one of our current directions of activity, to disclose a possible connection between modifications of the atomic field and jumps in $\tau_s(k, U, R)$ on the way from a noble atom to its closest neighbor that is able to form a negative ion.

Acknowledgments

ASB is grateful for support to the Uzbek Foundation Award OT- Φ 2-46.

References

1. M. Ya. Amusia and A. S. Baltenkov, e-print ArXive 1901.00411 (2019).
2. L. E. Eisenbud, *Ph. D. thesis*. Princeton University (1948).
3. E. P. Wigner, Phys. Rev. **98**, 145 (1955).
4. F. T. Smith, Phys. Rev. **118**, 349 (1960).
5. M. Ya. Amusia and A. S. Baltenkov, J. Phys. B **52**, 015101 (2019).
6. L. D. Landau and E. M. Lifshitz, *Quantum Mechanics, Non-Relativistic Theory* (Pergamon Press, Oxford, 1965).
7. E. P. Wigner, Phys. Rev. **73** 1002 (1948).
8. M. Wellner, American Journal of Physics **32**, 787 (1964).
9. M. Ya. Amusia, L. V. Chernysheva, and V. G. Yarzhemsky, *Handbook of theoretical Atomic Physics, Data for photon absorption, electron scattering, and vacancies decay* (Springer, Berlin, 2012) 812 pp.

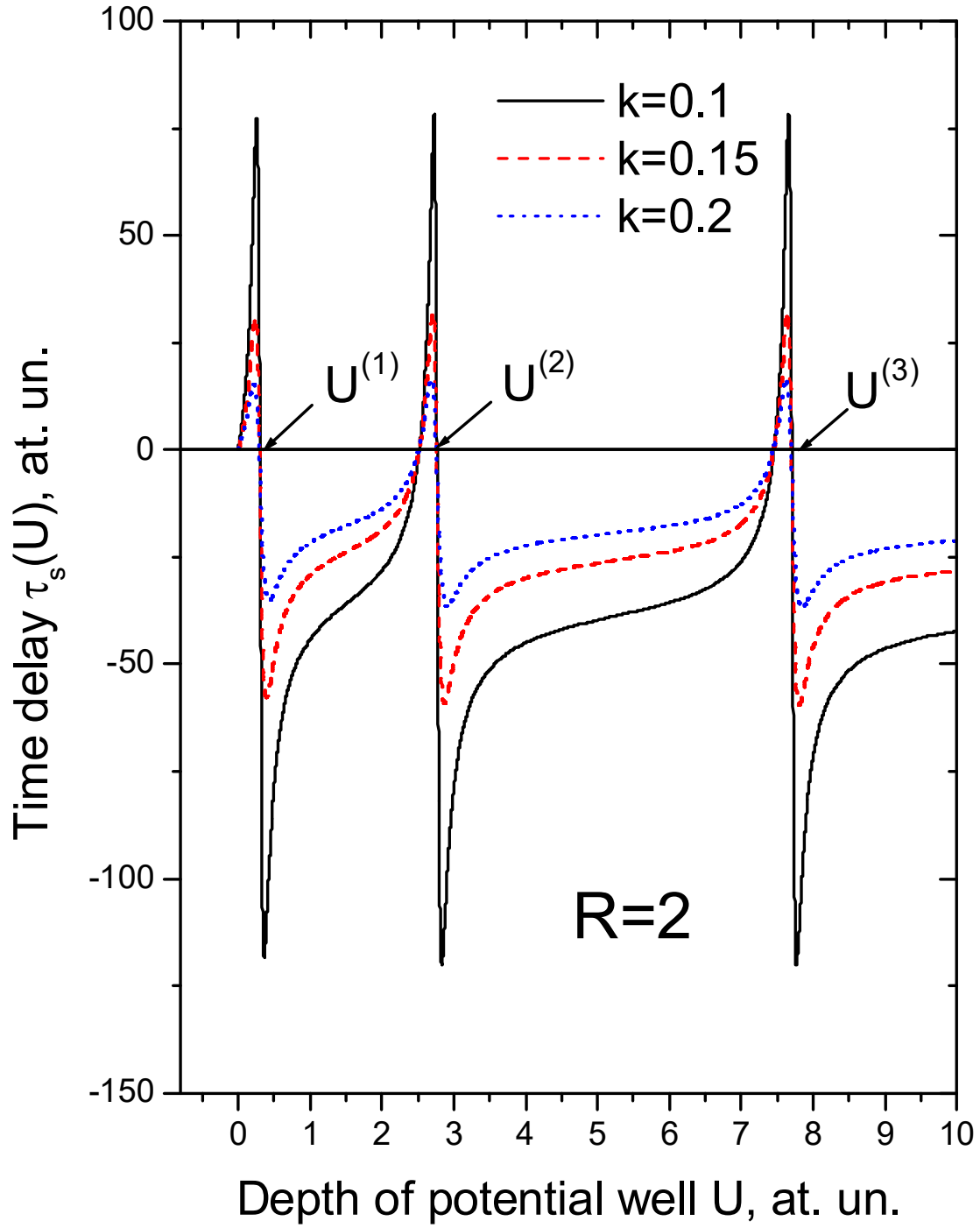


Fig. 1. Time delay $\tau_s(U)$ from Eq. (6) as a function of U for small electron wave numbers $k=0.1$, 0.15 and 0.2 . The values of the first critical depths of the potential well with $R=2$ are $U^{(1)} \approx 0.308$; $U^{(2)} \approx 2.776$; $U^{(3)} \approx 7.711$

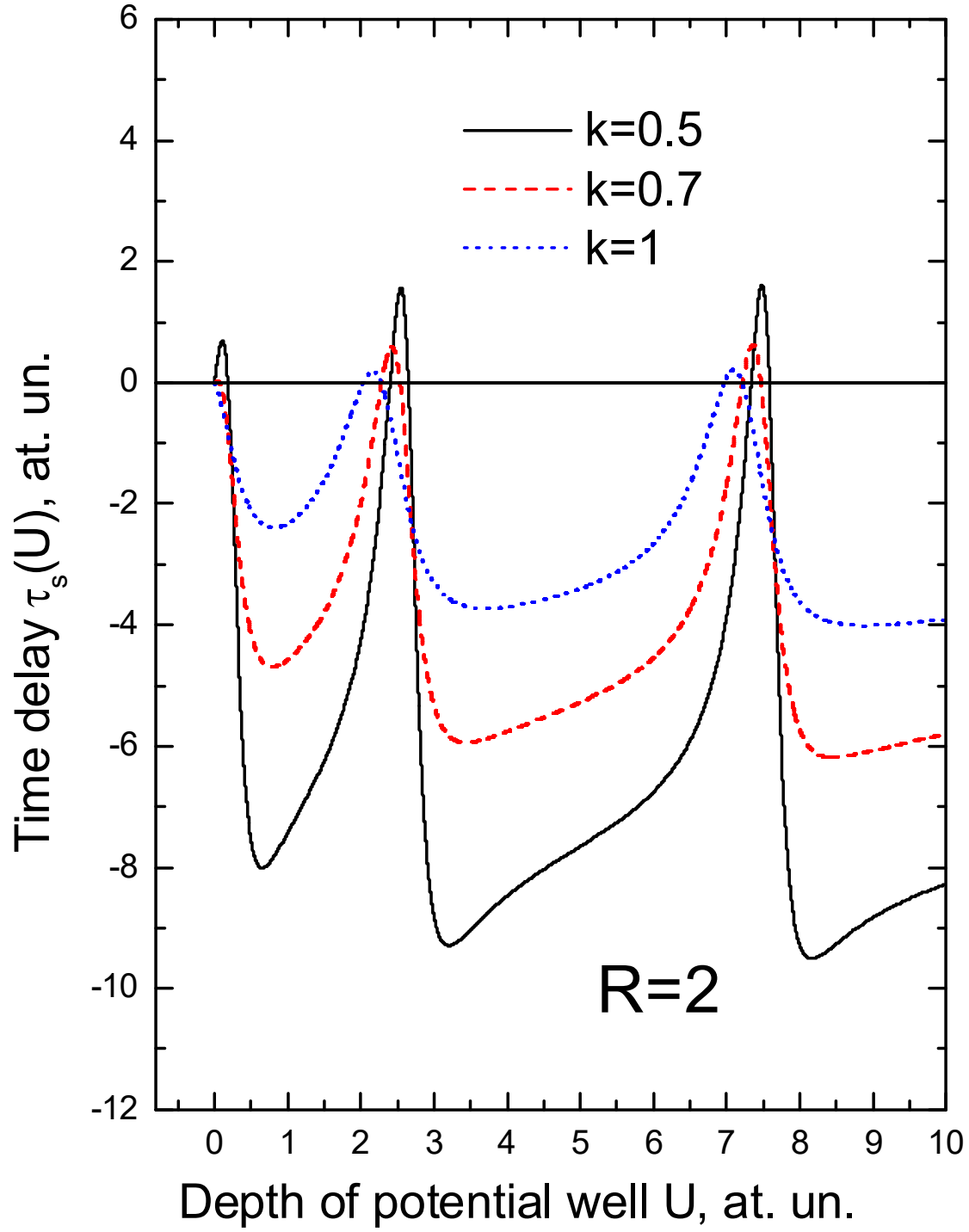


Fig. 2. Time delay $\tau_s(U)$ from Eq. (6) as a function of U for the electron wave numbers $k=0.5$, 0.7 and 1.0 . The potential well has $R=2$.

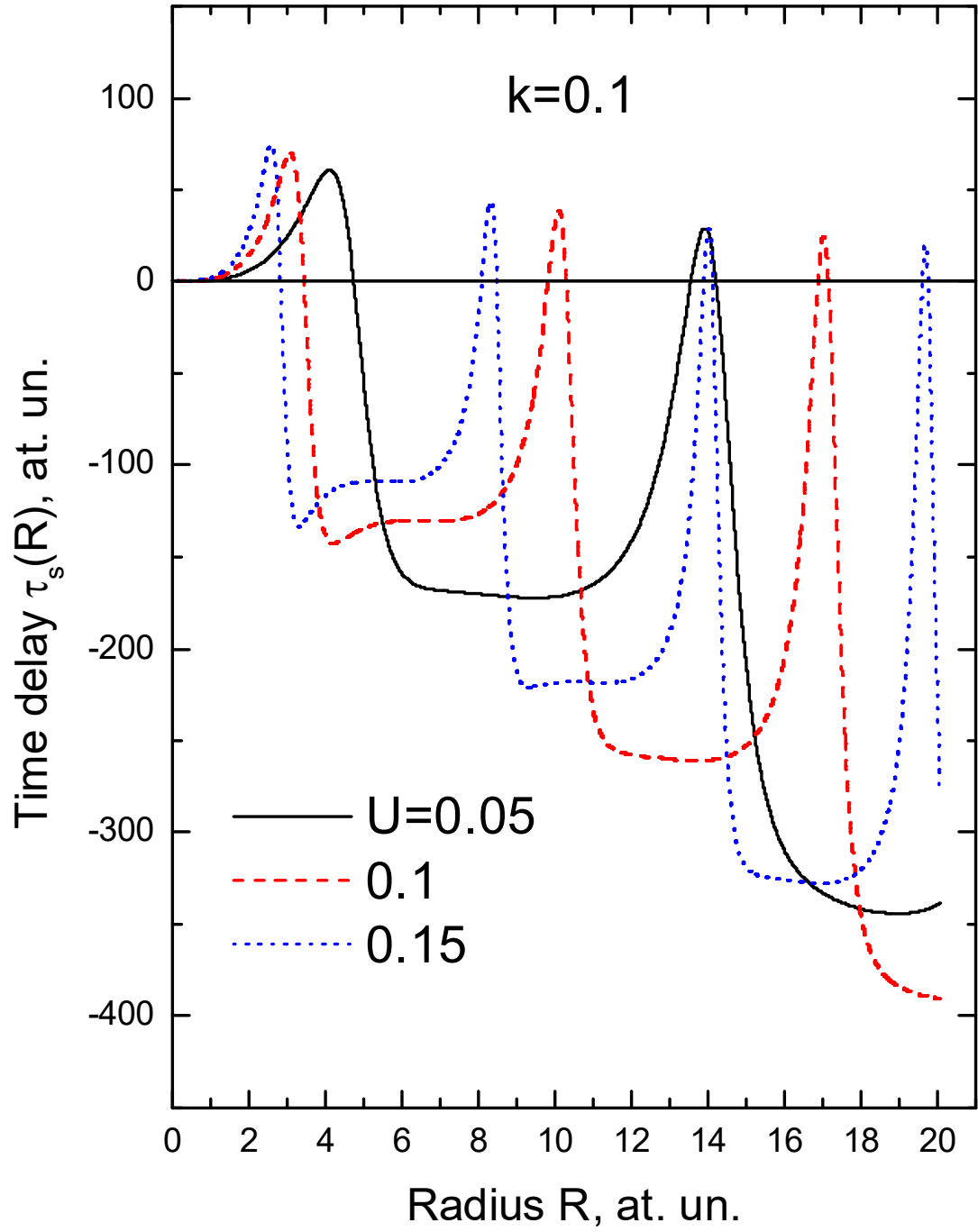


Fig. 3. Time delay $\tau_s(R)$ from Eq. (6) as a function of R for electron wave number $k=0.1$. The values of the potential well depths U are $U=0.05$, 0.1 and 0.15 .