
Functional Regularisation for Continual Learning using Gaussian Processes

Michalis K. Titsias¹ Jonathan Schwarz¹ Alexander G. de G. Matthews¹ Razvan Pascanu¹ Yee Whye Teh¹

Abstract

We introduce a novel approach for supervised continual learning based on approximate Bayesian inference over function space rather than the parameters of a deep neural network. We use a Gaussian process obtained by treating the weights of the last layer of a neural network as random and Gaussian distributed. Functional regularisation for continual learning naturally arises by applying the variational sparse GP inference method in a sequential fashion as new tasks are encountered. At each step of the process, a summary is constructed for the current task that consists of (i) inducing inputs and (ii) a posterior distribution over the function values at these inputs. This summary then regularises learning of future tasks, through Kullback-Leibler regularisation terms that appear in the variational lower bound, and reduces the effects of catastrophic forgetting. We fully develop the theory of the method and we demonstrate its effectiveness in classification datasets, such as Split-MNIST, Permuted-MNIST and Omniglot.

1. Introduction

Machine learning systems interacting with an ever-changing environment need the ability to continually learn and adapt. Such continual learning (CL) scenarios can arise in a number of different settings. For example, in reinforcement learning, as agents learn they act differently and in turn the statistics of the data stream changes and the learning problem changes. Such changes can also occur due to factors outside the control of the agent, e.g. if it interacts with a complex human system or in multi-agent systems.

Recent years have seen a resurgence of interest in continual learning, with workshops and many papers published at the conferences, as discussed in the related work section. Most of these works explore the idealised situation where a sequence of supervised learning tasks, with known task boundaries, are presented to a CL system. Continual

learning presents interesting technical challenges, due to the multitude of requirements, e.g. forward transfer (learning later tasks faster), backward transfer (retrospectively learning to solve earlier tasks), and, most importantly, balancing between avoiding catastrophic forgetting (remembering how to solve earlier tasks) and scalability (ability to continually learn many tasks).

Among the different techniques, we consider two different families of approaches with regards to managing catastrophic forgetting. On one hand, are methods which constrain or regularise the parameters of the system, which is typically a neural network, to not deviate significantly from those learnt on previous tasks. This includes methods that frame CL as sequential approximate Bayesian inference, including EWC (Kirkpatrick et al., 2017) and VCL (Nguyen et al., 2017). Such approaches suffer from brittleness due to representation drift. That is, as parameters adapt to new tasks the values that other parameters are constrained/regularised towards become obsolete. They also do not provide a clear procedure to re-update these values to accommodate the representation drift. On the other hand, we have rehearsal/replay buffer methods, which use a memory store of past observations to remember previous tasks (Robins, 1995). These do not suffer from brittleness, but can be less scalable if tasks are complex and require many observations to represent properly. Optimising for the best observations to store in the replay buffer is also an unsolved problem.

In this paper, we develop a new approach to CL which addresses the shortcomings of both categories. It is based on approximate Bayesian inference, but on the space of functions instead of neural network parameters, so does not suffer from the aforementioned brittleness issues. Our approach is based on Gaussian processes (Rasmussen & Williams, 2005), and makes use of the rich literature on sparse GP methods (Csato & Opper, 2002; Lawrence et al., 2002; Seeger et al., 2003; Quiñero-Candela & Rasmussen, 2005; Snelson & Ghahramani, 2006; Titsias, 2009; Hensman et al., 2013; Bui et al., 2017b), which summarise posterior distributions using small numbers of inducing points. As such our approach bears similarity to replay based approaches, but has two important advantages. First the approximate posterior distribution at the inducing points summarizes the full posterior given all observations, rather than

¹DeepMind, London, United Kingdom. Correspondence to: Michalis K. Titsias <mtitsias@google.com>.

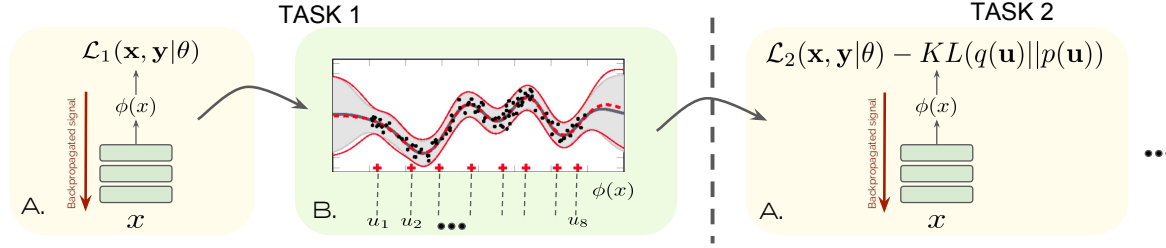


Figure 1. Depiction of the proposed approach. See also the provided pseudocode. When learning task 1, first, panel A, parameters of the network θ and output layer w are fitted. Afterwards, panel B, the learned GP is sparsified and induced points u_1, \dots are found. When moving to next task the same step are repeated. The only difference is that now the previously found summaries (in this case points u_1, \dots, u_8) are used to regularise the loss, such that the first task is not forgotten.

only at the stored ones, so are more informative. Second, inducing points can be optimized robustly using a variational objective (Titsias, 2009), achieving better performance than a random selection of observations.

To enable our GP approach to deal with high-dimensional, large and complex datasets, we use a linear kernel with features parameterised by neural networks (Wilson et al., 2016). Such GPs can be understood as Bayesian neural networks, where only the weights of the last layer are treated in a Bayesian fashion, while those in earlier layers are optimised (Riquelme et al., 2018). This view allows for a more computationally efficient and accurate variational approximation to be carried out in weight space, before the approximation is translated into a function space view with inducing points used for regularising future tasks. See Section 2.3 for further details. We show that this leads to state-of-the-art empirical performance on Permuted-MNIST, Split-MNIST and Omniglot.

2. Method Description

We consider a supervised learning scenario where tasks are encountered sequentially. Specifically, at each i -th step we receive a set of examples (X_i, \mathbf{y}_i) where $X_i = \{x_{i,j}\}_{j=1}^{N_i}$ are D -dimensional input vectors and $\mathbf{y}_i = \{y_{i,j}\}_{j=1}^{N_i}$ are output targets so that each individual target (vector or scalar) $y_{i,j}$ is assigned to the input vector $x_{i,j} \in R^D$. For simplicity, we assume that each dataset (X_i, \mathbf{y}_i) introduces a new task, while less extreme cases where some datasets are continuations of existent tasks can be treated similarly.

We rely on a deep neural network with its final hidden layer providing the feature vector $\phi(x; \theta) \in R^K$ (that includes also the value one that accounts for the bias) where x is the input vector and θ are the model parameters. This representation is shared across tasks and θ is a task-shared parameter. To solve a specific task i we additionally construct an output layer

$$f_i(x; w_i) \equiv f_i(x; w_i, \theta) = w_i^\top \phi(x; \theta), \quad (1)$$

where for simplicity we assume that $f_i(x; w_i)$ is a scalar

function and w_i is the vector of task-specific weights. Dealing with vector-valued output functions is straightforward and is discussed in the Supplementary Material. By placing a Gaussian prior on the output weights, $w_i \sim \mathcal{N}(w_i|0, \sigma_w^2 I)$, we obtain a distribution over functions $f_i(x; w_i)$. While each task has its own independent/private weight vector w_i the whole distribution somehow refers to the full infinite set of tasks that can be tackled by the same feature vector $\phi(x; \theta)$. We can marginalise out w_i and obtain the equivalent function space view of the model, where each task-specific function is an independent draw from a Gaussian process (GP), i.e.

$$f_i(x) \sim \mathcal{GP}(0, k(x, x')),$$

where

$$k(x, x') = \sigma_w^2 \phi(x; \theta)^\top \phi(x'; \theta),$$

is the kernel function defined by the dot product of the neural network feature vector. By assuming for now that all possible tasks are simultaneously present, the joint distribution over function values and output data for all tasks is written as

$$\prod_i p(\mathbf{y}_i | \mathbf{f}_i) p(\mathbf{f}_i) = \prod_i p(\mathbf{y}_i | \mathbf{f}_i) \mathcal{N}(\mathbf{f}_i | \mathbf{0}, K_{X_i}), \quad (2)$$

where the vector \mathbf{f}_i stores all function values for the input dataset X_i , i.e. $f_{i,j} = f(x_{i,j})$, $j = 1, \dots, N_i$. Also the covariance matrix K_{X_i} is obtained by evaluating the kernel function on X_i , i.e. each element $[K_{X_i}]_{j,k} = \sigma_w^2 \phi(x_{i,j}; \theta)^\top \phi(x_{i,k}; \theta)$ where $x_{i,j}, x_{i,k} \in X_i$. The form of each likelihood function $p(\mathbf{y}_i | \mathbf{f}_i)$ depends on the task, for example if the i -th task involves binary classification then $p(\mathbf{y}_i | \mathbf{f}_i) = \prod_{j=1}^{N_i} p(y_{i,j} | f_{i,j}) = \prod_{j=1}^{N_i} \frac{1}{1 + e^{-y_{i,j} f_{i,j}}}$ where $y_{i,j} \in \{-1, 1\}$ indicates the binary class label.

Inference in the above model requires estimating each posterior distribution $p(\mathbf{f}_i | \mathbf{y}_i) \equiv p(\mathbf{f}_i | \mathbf{y}_i, X_i)$, which can be approximated by a multivariate Gaussian $\mathcal{N}(\mathbf{f}_i | \mu_i, \Sigma_i)$. Such distributions quantify our posterior beliefs about the values and correlations of each task-specific function $f_i(x)$ evaluated on the training inputs X_i . Also, such beliefs do not

require any reference to the weight vector w_i or even the shared feature vector $\phi(x; \theta)$ that were used to obtain these estimates. While it is possible to use these posterior distributions (similarly to the more general variational framework detailed in the next section) to regularise continual learning of subsequent tasks, this can be prohibitively expensive since the non-parametric nature of the model means that for each $\mathcal{N}(\mathbf{f}_i | \mu_i, \Sigma_i)$ we need to store $O(N_i^2)$ parameters and additionally we need to keep in memory the full set of input vectors X_i .

Therefore, in order to reduce the time and memory requirement we would like to apply data distillation and approximate each full posterior by applying sparse GP methods. As shown next, by using the variational sparse GP method we obtain a new framework for function space regularisation in continual learning.

2.1. Learning the first task

Suppose we encounter the first task with data (X_1, \mathbf{y}_1) . We introduce a small set $Z_1 = \{z_{1,j}\}_{j=1}^{M_1}$ of inducing inputs where each $z_{1,j}$ lives in the same space as each training input $x_{1,j}$. The inducing set Z_1 can be a subset of X_1 or it can contain pseudo inputs (Snelson & Ghahramani, 2006), i.e. points lying between the training inputs. For notational simplicity next we consider Z_1 as pseudo points, although in practice for continual learning it can be more suitable to select them from the training inputs (see Section 2.4). By evaluating the function output at each $z_{1,j}$ we obtain a vector of auxiliary function values $\mathbf{u}_1 = \{u_{1,j}\}_{j=1}^{M_1}$, where each $u_{1,j} = f(z_{1,j})$. Hence, we obtain the joint distribution

$$p(\mathbf{y}_1, \mathbf{f}_1, \mathbf{u}_1) = p(\mathbf{y}_1 | \mathbf{f}_1) p_\theta(\mathbf{f}_1 | \mathbf{u}_1) p_\theta(\mathbf{u}_1). \quad (3)$$

The exact posterior distribution $p(\mathbf{f}_1 | \mathbf{u}_1, \mathbf{y}_1) p(\mathbf{u}_1 | \mathbf{y}_1)$ in this augmented model is approximated by a distribution of the form (Titsias, 2009),

$$q(\mathbf{f}_1, \mathbf{u}_1) = p_\theta(\mathbf{f}_1 | \mathbf{u}_1) q(\mathbf{u}_1),$$

where $q(\mathbf{u}_i)$ is a variational distribution and $p_\theta(\mathbf{f}_1 | \mathbf{u}_1)$ is the GP prior conditional,

$$p_\theta(\mathbf{f}_1 | \mathbf{u}_1) = \mathcal{N}(\mathbf{f}_1 | K_{X_1 Z_1} K_{Z_1}^{-1} \mathbf{u}_1, K_{X_1} - Q_{X_1}). \quad (4)$$

Here, $Q_{X_1} = K_{X_1 Z_1} K_{Z_1}^{-1} K_{Z_1 X_1}$ and K_{X_1, Z_1} is the cross covariance matrix between the sets X_1 and Z_1 . $K_{Z_1 X_1} = K_{X_1 Z_1}^\top$ and K_{Z_1} is the covariance matrix on Z_1 . The method learns $(q(\mathbf{u}_1), Z_1)$ by minimising the KL divergence $\text{KL}(p_\theta(\mathbf{f}_1 | \mathbf{u}_1) q(\mathbf{u}_1) || p(\mathbf{f}_1 | \mathbf{u}_1, \mathbf{y}_1) p(\mathbf{u}_1 | \mathbf{y}_1))$, which implies maximising an analytic evidence lower bound (ELBO) in the standard GP regression case (Titsias, 2009). The ELBO is also maximised over the model parameters θ . In the non-conjugate generalisations of this method (Hensman et al., 2013; Lloyd et al., 2015; Dezfouli & Bonilla,

2015; Hensman et al., 2015; Sheth et al., 2015), the lower bound is written as

$$\sum_{j=1}^{N_1} E_{q(f_{1,j})} [\log p(y_{1,j} | f_{1,j})] - \text{KL}(q(\mathbf{u}_1) || p_\theta(\mathbf{u}_1)), \quad (5)$$

where $q(f_{1,j}) = \int p(f_{1,j} | \mathbf{u}_1) q(\mathbf{u}_1) d\mathbf{u}_1$ is a univariate Gaussian distribution with analytic mean and variance that depend on $(\theta, Z_1, q(\mathbf{u}_1), x_{1,j})$. Each expectation $E_{q(f_{1,j})} [\log p(y_{1,j} | f_{1,j})]$ is a one-dimensional integral and can be estimated by Gaussian quadrature. The variational distribution $q(\mathbf{u}_1)$ is chosen to be a Gaussian, parametrised as $q(\mathbf{u}_1) = \mathcal{N}(\mathbf{u}_1 | \mu_{u_1}, L_{u_1} L_{u_1}^\top)$, where L_{u_1} is a square root matrix such as a lower triangular Cholesky factor. Then, based on the above we can jointly apply stochastic variational inference (Hensman et al., 2013) to maximise the ELBO over $(\theta, \mu_{u_1}, L_{u_1})$ and optionally over the inducing inputs Z_1 .

2.2. Learning the second and subsequent tasks

The functional regularisation framework for continual learning naturally arises from the variational GP method as we encounter the second and subsequent tasks.

More precisely, once we have learned the first task we throw away the dataset (X_1, \mathbf{y}_1) and we keep in memory only a task summary consisting of the inducing inputs Z_1 and the variational Gaussian distribution $q(\mathbf{u}_1)$ (i.e. its parameters μ_{u_1} and L_{u_1}). Note also that θ has a current value obtained by learning the first task. When the dataset (X_2, \mathbf{y}_2) for the second task arrives, a suitable ELBO to continue learning θ and also estimate the second task summary $(Z_2, q(\mathbf{u}_2))$ is

$$\begin{aligned} & \sum_{j=1}^{N_1} E_{q(f_{1,j})} [\log p(y_{1,j} | f_{1,j})] - \text{KL}(q(\mathbf{u}_1) || p_\theta(\mathbf{u}_1)) \\ & + \sum_{j=1}^{N_2} E_{q(f_{2,j})} [\log p(y_{2,j} | f_{2,j})] - \text{KL}(q(\mathbf{u}_2) || p_\theta(\mathbf{u}_2)), \end{aligned}$$

which is just the sum of the corresponding ELBOs for the two tasks. We need to approximate this ideal objective by making use of the fixed summary $(Z_1, q(\mathbf{u}_1))$ of the first task. By considering Z_1 as our ‘‘pseudo-replay buffer’’ inputs associated with pseudo-outputs $\tilde{\mathbf{y}}_1$, the above cost can be approximated by

$$\begin{aligned} & \frac{N_1}{M_1} \sum_{j=1}^{M_1} E_{q(u_{1,j})} [\log p(\tilde{y}_{1,j} | u_{1,j})] - \text{KL}(q(\mathbf{u}_1) || p_\theta(\mathbf{u}_1)) \\ & + \sum_{j=1}^{N_2} E_{q(f_{2,j})} [\log p(y_{2,j} | f_{2,j})] - \text{KL}(q(\mathbf{u}_2) || p_\theta(\mathbf{u}_2)), \end{aligned}$$

where each $q(u_{1,j})$ is a univariate marginal of $q(\mathbf{u}_1)$. However, since $q(\mathbf{u}_1)$ is kept fixed the whole expected log-likelihood term $\frac{N_1}{M_1} \sum_{j=1}^{M_1} E_{q(u_{1,j})} [\log p(\tilde{y}_{1,j} | u_{1,j})]$ is just a

constant that does not depend on the parameters θ any more. Thus, the objective function when learning the second task reduces to maximising

$$\sum_{j=1}^{N_2} E_{q(f_{2,j})} [\log p(y_{2,j}|f_{2,j})] - \sum_{i=1,2} \text{KL}(q(\mathbf{u}_i)||p_\theta(\mathbf{u}_i)).$$

Here, the only term associated with the first task is $\text{KL}(q(\mathbf{u}_1)||p_\theta(\mathbf{u}_1))$. While $q(\mathbf{u}_1)$ is fixed, the GP prior $p_\theta(\mathbf{u}_1) = \mathcal{N}(\mathbf{u}_1|\mathbf{0}, K_{Z_1})$ is still a function of the feature vector parameters θ , since K_{Z_1} depends on θ . Thus, this KL term regularises the parameters θ so that, while learning the second task, the feature vector still needs to explain the posterior distribution over the function values \mathbf{u}_1 at input locations Z_1 . Notice that $-\text{KL}(q(\mathbf{u}_i)||p_\theta(\mathbf{u}_i))$ is further simplified as $\int q(\mathbf{u}_1) \log p_\theta(\mathbf{u}_1) d\mathbf{u}_1 + \text{const}$, which shows that the GP prior $p_\theta(\mathbf{u}_1)$ needs to be consistent with all infinite draws from $q(\mathbf{u}_1)$ in a moment-matching or maximum likelihood sense.

Similarly for the subsequent tasks we can conclude that for any new task k the objective will be

$$\sum_{j=1}^{N_k} E_{q(f_{k,j})} \log p(y_{k,j}|f_{k,j}) - \sum_{i=1}^k \text{KL}(q(\mathbf{u}_i)||p_\theta(\mathbf{u}_i)). \quad (6)$$

Thus, functional regularisation when learning a new task is achieved through the sum of the KL divergences $\sum_{i=1}^{k-1} \text{KL}(q(\mathbf{u}_i)||p_\theta(\mathbf{u}_i))$ of all previous tasks. Furthermore, in order to keep the optimisation scalable over tasks, we can form unbiased approximations of this latter sum by sub-sampling the KL terms, i.e. by performing minibatch-based stochastic approximation over the regularisation terms associated with these previous tasks.

2.3. More accurate posterior distributions by weight space inference for the current task

While the above framework arises by applying the variational sparse GP method, it can still be limited. When the budget of inducing variables is small, the sparse GP approximation may lead to inaccurate estimates, which will degrade the quality of regularisation when learning new tasks. This is worrisome as in continual learning it is desirable to keep the size of the inducing set as small as possible.

One way to deal with this issue is to use a much larger set of inducing points for the current task or even maximise the full GP ELBO $\sum_{j=1}^{N_k} E_{q(f_{k,j})} \log p(y_{k,j}|f_{k,j}) - \text{KL}(q(\mathbf{f}_k)||p_\theta(\mathbf{f}_k))$ (i.e. by using as many inducing points as training examples), and once training is completed to distill the small subset $Z_k, \mathbf{u}_k \subset X_k, \mathbf{f}_k$, and the corresponding marginal distribution $q(\mathbf{u}_k)$ from $q(\mathbf{f}_k)$, for subsequently regularising continual learning. However, carrying out this maximisation in the function space can be

extremely slow since it scales as $O(N_k^3)$ per optimisation step. To our rescue, there is an alternative computationally efficient way to achieve this, by relying on the linear form of the kernel, that performs inference over the current task in the weight space. While this inference does not immediately provides us with the summary (induced points) for building the functional regularisation term, we can distill this term afterwards as discussed next. This allows us to address the continual learning aspect of the problem. Given that the current k -th task is represented in the weight space as $f_k(x; w_k) = w_k^\top \phi(x; \theta)$, $w_k \sim \mathcal{N}(0, \sigma_w^2 I)$, we introduce a full Gaussian variational approximation $q(w_k) = \mathcal{N}(w_k|\mu_{w_k}, \Sigma_{w_k})$, where μ_k is a K dimensional mean vector and Σ_{w_k} is the corresponding $K \times K$ full covariance matrix parametrised as $\Sigma_{w_k} = L_{w_k} L_{w_k}^\top$. Learning the k -th task is carried out by maximising the objective in (6), with the only difference that the ELBO for the current task is now in the weight space. The objective becomes

$$\sum_{j=1}^{N_k} E_{q(w_k)} [\log p(y_{k,j}|w_k^\top \phi(x_{k,j}; \theta))] - \text{KL}(q(w_k)||p(w_k)) - \sum_{i=1}^{k-1} \text{KL}(q(\mathbf{u}_i)||p_\theta(\mathbf{u}_i)), \quad (7)$$

where $E_{q(w_k)} [\log p(y_{k,j}|w_k^\top \phi(x_{k,j}; \theta))]$ can be re-written as one-dimensional integral and estimated using Gaussian quadrature.

Once the variational distribution $q(w_k)$ has been optimised, together with the constantly updated feature parameters θ , we can rely on this solution *to select inducing points* Z_k . See Section 2.4 for more detail. We also compute the posterior distribution over their function values \mathbf{u}_k according to $q(\mathbf{u}_k) = \mathcal{N}(\mathbf{u}_k|\mu_{u_k}, L_{u_k} L_{u_k}^\top)$, where

$$\mu_{u_k} = \Phi_{Z_k} \mu_{w_k}, \quad L_{u_k} = \Phi_{Z_k} L_{w_k} \quad (8)$$

and Φ_{Z_k} is a matrix having as rows the feature vectors evaluated at inducing inputs Z_k . Subsequently, we store the k -th task summary $(Z_k, \mu_{u_k}, L_{u_k})$ and use it for regularising continual learning of subsequent tasks, by always maximising the objective in (7). Pseudo-code of the procedure is given in Algorithm 1.

2.4. Selection of the inducing points

After having encountered the k -th task, and given that it is straightforward to compute the posterior distribution $q(\mathbf{u}_k)$ for any set of function values, the only issue remaining is to actually select the inducing inputs Z_k .

A simple choice that works very well in practice is to select Z_k as a random subset of the training inputs X_k . The question is whether we can do better with some more structured criterion, as the ones used for low rank GP or kernel approximations (Csato & Opper, 2002; Lawrence et al., 2002;

Algorithm 1 Functional Regularised Continual Learning

Input: Feature vector $\phi(x; \theta)$, tasks $(X_i, \mathbf{y}_i)_{i=1,2,\dots}$,
Output: $\theta, (Z_i, \mu_{\mathbf{u}_i}, L_{\mathbf{u}_i})_{i=1,2,\dots}$,
 Initialise θ randomly
for task $k = 1, 2, \dots$, **do**
 Construct output weights w_k .
 Initialise variational parameters μ_{w_k} (e.g. around zero)
 and L_{w_k} (e.g. to identity matrix I).
 Optimise $(\theta, \mu_{w_k}, L_{w_k})$ by maximising (7).
 Select inducing inputs Z_k : either as random subset of
 X_k or by using some other criterion (see Section 2.4).
 Obtain the parameters of $q(\mathbf{u}_k)$ from (8).
end for

Seeger et al., 2003). However, the selection of the inducing set in continual learning is more challenging than in a standard static supervised task. While in a static task maximising directly the ELBO of the sparse GP tends to give good performance (Titsias, 2009; Hensman et al., 2015), this does not need to be the case for continual learning where the *feature vector undergoes changes as more tasks are encountered*. For continual learning efficient inducing inputs are those that maintain good performance after seeing all future tasks and not those that maximise performance only at the time the task is encountered. For instance, in classification tasks if we place most of the inducing inputs close to the decision boundaries, as typically the ELBO will automatically do (Hensman et al., 2015), then we risk forgetting a previous classification task away from its decision boundary where the inducing points are more scarce. Therefore, next and in the experiments we will investigate a simple unsupervised selection criterion and leave the study of other possible criteria for future work (see Section 5).

More precisely, we will be using the trace of the covariance matrix of the prior GP conditional, i.e.

$$\mathcal{T}(Z_k) = \text{tr} \left(K_{X_k} - K_{X_k Z_k} K_{Z_k}^{-1} K_{Z_k X_k} \right). \quad (9)$$

This quantity appears in the ELBO in (Titsias, 2009) and it has deep connections with the Nyström approximation (Williams & Seeger, 2001) and principal component analysis (PCA). Specifically, given that $K_{X_k Z_k} K_{Z_k}^{-1} K_{Z_k X_k}$ is a M_k -rank matrix and the difference $K_{X_k} - K_{X_k Z_k} K_{Z_k}^{-1} K_{Z_k X_k}$ is always positive semi-definite, the quantity $\mathcal{T}(Z_k)$ captures the notion of the sum of approximate residual eigenvalues (similarly to PCA), when reconstructing the full kernel matrix K_{X_k} by the M_k -rank matrix. For instance, it holds $\mathcal{T}(Z_k) \geq \sum_{j=M_k+1}^{N_k} \lambda_j$ where λ_j are the ordered eigenvalues of K_{X_k} with the equality holding for the best possible M_k -rank approximation.

To select Z_k , we minimise $\mathcal{T}(Z_k)$ by applying discrete optimisation where we select points from the training inputs

X_k . The specific optimisation strategy we use in the experiments is to start with an initial set $Z_k \subset X_k$ and then further refine it by doing local moves where random points in Z_k are proposed to be changed with random points of X_k . The criterion in (9) promotes finding inducing points Z_k that are repulsive with one another and are spread evenly in the input space under a similarity/distance implied by the dot product of the feature vector $\phi(x; \theta_k)$ (with θ_k being the current parameter values after having trained with the k -th task).

2.5. Prediction

Prediction at any i -th task that has been encountered in the past follows the standard sparse GP predictive equations. For instance, given a test data point $x_{i,*}$ the predictive density of its output value $y_{i,*}$ takes the form

$$p(y_{i,*}) = \int p(y_{i,*} | f_{i,*}) p_{\theta}(f_{i,*} | \mathbf{u}_i) q(\mathbf{u}_i) d\mathbf{u}_i, \quad (10)$$

where $f_{i,*}$ is the latent function value at input location $x_{i,*}$. The mean of this density can be used to predict a certain value for $y_{i,*}$ while the variance can quantify predictive uncertainty.

The above predictive density reveals the fundamental difference between continual learning in function space and in weight space, where the latter may require updating task specific parameter posteriors even after a task has been encountered. In contrast, the predictive density in (10) remains always meaningful and requires no further re-training as new tasks arrive (recall that the summary $(Z_i, q(\mathbf{u}_i))$ remains fixed when we learn future tasks). This is because the conditional GP prior $p_{\theta}(f_{i,*} | \mathbf{u}_i)$, that has an analogous form with eq. (4), always combines the fixed stored task summary $(Z_i, q(\mathbf{u}_i))$ in a way that does not require any re-updating of task-specific parameters. These underlying parameters have been marginalised out.

3. Related work

The continual learning problem has recently received increased attention, following the influential work on Elastic Weight consolidation (EWC) (Kirkpatrick et al., 2017), although work on the problem dates back far longer than this (e.g. Ring, 1994; Robins, 1995; Schmidhuber, 2013; Goodfellow et al., 2013).

The idea of rehearsal/replay based methods to mitigate forgetting is not a new one (Robins, 1995; Robins & McCallum, 1998; Lopez-Paz et al., 2017; Rebuffi et al., 2017) and has been consistently shown to be an effective and simple means of protection. A key question for such methods is the selection of the minimal number of datapoints to be retrained for rehearsal, a problem we address by taking inspiration from

approximation techniques for Gaussian Processes. This problem becomes particularly important in the presence of a large or potentially unknown number of tasks.

In the context of Reinforcement Learning, (Isele & Cosgun, 2018) investigate alternative selection techniques for rehearsal-based methods. While not all techniques are directly applicable in the problems studied in this paper, ideas that aim to construct a replay buffer by approximately matching the multi-task test distribution are straightforwardly implemented and shown to consistently perform well. This strategy has been independently shown to be effective on more complex problems (Rolnick et al., 2018).

In case previous data is unavailable or retention may be infeasible (e.g. see the argument made in (Farquhar & Gal, 2018)), rehearsing approximations of old information may be a suitable strategy. This idea has been explored before (e.g. Robins & McCallum, 1998) although recent progress in generative modelling continues to make the idea of pseudo-rehearsals an attractive and simple alternative. Most recently (Shin et al., 2017) report good results on various vision domains using Generative Adversarial Networks.

Variational Continual Learning (VCL) (Nguyen et al., 2017) phrases the problem of continual learning as Bayesian inference. Upon encountering a data from a new task, the previous posterior over model parameters is combined with likelihood of the data in the current task. Following correct normalisation, this yields a new posterior containing information present in datasets of all previous tasks, a simple idea that can be recursed using approximate inference techniques where necessary. This technique is straight-forwardly combined with the idea of rehearsals using the coresets data summarisation method (Bachem et al., 2015).

Similar to VCL, Elastic Weight Consolidation (EWC) (Kirkpatrick et al., 2017) focuses on a Bayesian treatment, relying on a Laplace approximation instead of variational inference. The effect of EWC’s Laplace approximation can be intuitively understood as regularising parameters relevant to a previous task to stay close to their optimal for that task. Similarly, Synaptic Intelligence (Zenke et al., 2017) is closely related to EWC, but emphasises that this importance measure ought to be computed online and along the entire learning trajectory.

Within the online sparse Gaussian process approximation literature, the recent work of (Bui et al., 2017a) extends the two earlier seminal works of (Csato & Opper, 2002) and (Csato, 2002), unifying them within a power expectation framework and proposing methods for online learning of hyperparameters. This set of methods works on a single task where data arrives sequentially whilst in this paper we consider a variety of tasks. Further, the kernels considered in their case are standard smoothing kernels. Our method

could be interpreted as using a type of deep kernel (Wilson et al., 2016) but is distinguished from other works in that literature by the fact we consider a sequence of tasks within a continual learning framework and in the approximations used.

While knowledge of task boundaries is assumed given in most aforementioned methods, the work in (Kaplanis et al., 2018) circumvents this assumption by taking inspiration from alternative synaptic models, essentially mitigating catastrophic forgetting on multiple timescales. Another interesting perspective of this work is an alternative look at the forgetting problem, focusing on quickly recalling previously acquired skills. This is also reminiscent to recent work on Meta-Learning of non-stationary task distributions (Al-Shedivat et al., 2017).

Finally, a different family of CL approaches (Rusu et al., 2016; Li & Hoiem, 2017) rely on modularity and localizing the gradient update on specific subsets of weights.

4. Experiments

In this section we consider experiments in three continual learning classification problems: Split-MNIST, Permuted-MNIST and sequential Omniglot. We compare two variants of our method, referred to as Functional Regularised Continual Learning (FRCL); see Algorithm 1. The first variant (FRCL-RND) selects randomly the inducing set for each task from the training set, while the second (FRCL-TR) further optimises the inducing set by minimising the trace objective in (9). We compare our method with other approaches in the literature, by quoting published results, and with an additional baseline (BASELINE) corresponding to a simple replay-buffer method for continual learning (explained in the Supplementary Material). For all implemented methods, i.e. FRCL-RND, FRCL-TR and BASELINE, we do not place any extra regulariser on the shared feature vector parameter θ (such as an ℓ_2 penalty or batch-normalisation etc). Given that Permuted-MNIST and Omniglot are multi-class classification problems, where each k -th task involves classification over C_k classes, we need to generalise the model and the variational method to deal with multiple GP functions per task. It is straightforward to do so as we detail in the Supplementary Material (Section 1). The FRCL methods have been implemented using GPflow (Matthews et al., 2017) where multi-class problems make use of the robust likelihood.

4.1. Split-MNIST and Permuted-MNIST

Among a large number of diverse experiments in continual learning publications, two versions of the popular MNIST dataset have recently started to become increasingly popular benchmarks: Permuted- and Split-MNIST. In Permuted-MNIST (e.g. Goodfellow et al., 2013; Kirkpatrick et al.,

Table 1. Results on the Permuted- and Split-MNIST benchmarks. Baseline results taken from (Nguyen et al., 2017). For the experiments conducted in this work we show the mean and standard deviation over 10 random repetitions of the experiments. Where applicable, we also report the number of inducing points/replay buffer size per task in parentheses.

| Algorithm | Permuted-MNIST | Split-MNIST |
|---------------------------------------------------------|------------------------------------------|-----------------------------------------|
| Diagonal Laplace Propagation (Eskin et al., 2004) | 82% | 61.2% |
| Elastic Weight Consolidation (Kirkpatrick et al., 2017) | 84% | 63.1% |
| Synaptic Intelligence (Zenke et al., 2017) | 86% | 98.9% |
| Variational Continual Learning (Nguyen et al., 2017) | 90% | 97.0% |
| + random Coreset | 93% (200 points/task) | |
| + k-center Coreset | 93% (200 points/task) | |
| + unspecified Coreset selection | | 98.4% (40 points/task) |
| Methods evaluated in this paper | | |
| BASELINE | 48.6% \pm 1.73 (10 points/task) | |
| FRCL-RND | 48.2% \pm 4.0 (10 points/task) | |
| FRCL-TR | 61.7% \pm 1.8 (10 points/task) | |
| BASELINE | 83.1% \pm 0.3 (200 points/task) | 95.8% \pm 1.1 (40 points/task) |
| FRCL-RND | 94.2% \pm 0.1 (200 points/task) | 96.8% \pm 1.0 (40 points/task) |
| FRCL-TR | 94.3% \pm 0.1 (200 points/task) | 97.4% \pm 0.6 (40 points/task) |

2017; Zenke et al., 2017), each task is a variant of the initial 10-class MNIST classification task where all input pixels have undergone a fixed (random) permutation. The Split-MNIST experiment was introduced by (Zenke et al., 2017), who propose a sequential version as follows: Five binary classification tasks are constructed from the classes in the following order: 0/1, 2/3, 4/5, 6/7, and 8/9.

In both cases, we obtain the feature vector $\phi(x; \theta)$ using a fully connected MLP network with two hidden layers and ReLU activations. To ensure consistency with the results reported in (Nguyen et al., 2017), we use 256 units each for Split-MNIST and 100 for Permuted-MNIST. Results for both benchmarks are reported in Table 1, which shows the averaged final test set accuracies (after all tasks) together with standard deviations for methods implemented by us.

The results in Table 1 show that both FRCL methods perform well, outperforming all other methods on Permuted-MNIST when 200 inducing points per task are used. We also obtain competitive results on Split-MNIST. The improvement on the BASELINE shows that approximate posterior distributions over functions values can lead to more effective regularisation for continual learning.

In order to better assess the effect of inducing points optimisation, we also report results for Permuted-MNIST when the number of inducing points is fixed to the number of classes. We observe a significantly larger improvement upon FRCL-RND & BASELINE (from about 49% to 62%), which can be attributed to sub-optimal random selection for the baselines. Indeed, Figure 2 shows that optimising the inducing points remarkably results in a consistent allocation of one example per class, despite using an unsupervised criterion. Note that for MNIST, because of the lack of diversity within

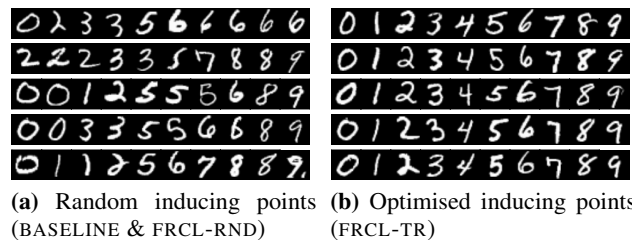


Figure 2. Inducing points for the first task on the Permuted-MNIST benchmark. The number of inducing points was limited to 10. Each row corresponds to a different run.

a label class, a single example can provide quite a bit of information. Thus, sampling a small random subset of examples per label is sufficient to cover the distribution of that particular label relatively well. However the inducing mechanism might become crucial for richer distributions, where one can not cover the space efficiently by uniformly sampling points. One example for this could be RL, where an agent sees a large number of transitions, however a very small number of them are important for defining the optimal policy. As the number of inducing points is increased, this gap becomes smaller, an observation we show in the Supplementary Material.

4.2. Omniglot

To assess our method under more challenging conditions, we consider the sequential Omniglot task proposed for continual learning in (Schwarz et al., 2018). Omniglot (Lake et al., 2011) is a dataset of 50 alphabets, each with a varying number of characters which we treat of as a sequence of dis-

Table 2. Results on sequential Omniglot. Baseline results taken from (Schwarz et al., 2018). Shown are mean and standard deviation over 5 random task permutations where applicable. Note that methods ‘Single model per Task’ & ‘Progressive Nets’ are not directly comparable due to unrealistic assumptions.

| Algorithm | Test Accuracy | #Parameters |
|---------------------------------------------------------------|---------------------------------------------|-------------|
| Single model per Task | 88.34 | 5,680 K |
| Progressive Nets (Rusu et al., 2016) | 86.50 \pm 0.9 | 108,000 K |
| Finetuning | 26.20 \pm 4.6 | 217 K |
| Learning Without Forgetting (Li & Hoiem, 2017) | 62.06 \pm 2.0 | 217 K |
| Elastic Weight Consolidation (EWC) (Kirkpatrick et al., 2017) | 67.32 \pm 4.7 | 11,100 K |
| Online EWC (Huszár, 2017; Schwarz et al., 2018) | 69.99 \pm 3.2 | 446 K |
| Progress & Compress (Schwarz et al., 2018) | 70.32 \pm 3.3 | 659 K |
| Methods evaluated in this paper | | |
| BASELINE | 71.73 \pm 0.6 (3 points/character) | 217 K |
| FRCL-RND | 79.06 \pm 1.3 (3 points/character) | 111 K |
| FRCL-TR | 79.83 \pm 0.9 (3 points/character) | 111 K |

tinct classification problems. Note that the varying number of characters have the interesting characteristic of making the straight-forward application of single-head networks difficult. In most cases the use of task-specific parameters is used as the most evident alternative. This has however been criticised in recent discussion around continual learning (Farquhar & Gal, 2018). This is something our method does not require.

As suggested, we apply data-augmentation and use the same train/validation/test split. Following the experimental setup proposed by the authors, we used an identical convolutional network to obtain feature vectors $\phi(x; \theta)$. Results reported are obtained by training on the union of training and validation set after choosing any hyper-parameters based on the validation set. Note that all experiments were run with data processing and neural network construction code kindly provided by the authors, ensuring directly comparable results. For replay methods, we reserve 3 examples per class for rehearsal, resulting in a modest overall buffer size of \approx 2900 examples.

Several observations can be made: (i) We obtain state-of-the-art results in comparison to various competitive baselines. In addition, the required number of model parameters is significantly lower in comparison to other methods, up to an order of two magnitudes relative to EWC. (ii) Despite its simplicity, the simple BASELINE strategy performs competitively. In line with other results, we conclude that rehearsal-based ideas continue to provide a strong baseline. Nevertheless, other methods may be more suitable when storing data is not feasible. (iii) We observe only a modest improvement when inducing points are optimised, an observation we further discuss in the Supplementary Material.

5. Discussion

We introduced a functional regularisation approach for supervised continual learning that combines variational sparse GP inference with deep neural networks. This method constructs task-specific summaries consisting of inducing inputs and distributions over function values that capture the posterior uncertainty about the unknown function associated with the task. Subsequently, the task-specific summaries allow us to derive a new algorithm for continual learning that can outperform other methods as shown in the Omniglot dataset.

An important issue for further research is to investigate other possible selection criteria for the inducing inputs. The unsupervised criterion we have implemented showed an improvement over random selection, especially when the number of inducing points is small. It would be interesting to further investigate this and additionally test other (possibly more supervised) criteria. In particular for tasks that rely on a rich distribution of inputs, the process of selecting points might become crucial for constructing compressed summaries. Furthermore, another direction of research is enforcing a fixed memory buffer, in which case one would need to compress the summaries of all previous seen tasks into a single summary, applying potentially the same procedure. This fixed memory budget for the model has been argued to be an important aspect of the CL paradigm. Finally, while in this paper we applied the method to supervised classification, it will be interesting to consider applications in other domains such as semi-supervised learning and deep reinforcement learning.

Acknowledgements

We would like to thank Hyunjik Kim and Raia Hadsell for useful discussions and feedback.

References

- Al-Shedivat, M., Bansal, T., Burda, Y., Sutskever, I., Mor-datch, I., and Abbeel, P. Continuous adaptation via meta-learning in nonstationary and competitive environments. *arXiv preprint arXiv:1710.03641*, 2017.
- Bachem, O., Lucic, M., and Krause, A. Coresets for Non-parametric Estimation-the Case of DP-means. In *ICML*, pp. 209–217, 2015.
- Bui, T. D., Nguyen, C., and Turner, R. E. Streaming Sparse Gaussian Process Approximations. In Guyon, I., Luxburg, U. V., Bengio, S., Wallach, H., Fergus, R., Vishwanathan, S., and Garnett, R. (eds.), *Advances in Neural Information Processing Systems 30*, pp. 3299–3307. Curran Associates, Inc., 2017a.
- Bui, T. D., Yan, J., and Turner, R. E. A Unifying Framework for Gaussian Process Pseudo-Point Approximations using Power Expectation Propagation. *Journal of Machine Learning Research*, 18(104):1–72, 2017b.
- Csato. *Gaussian processes: iterative sparse approximations*. PhD thesis, Aston University, 2002.
- Csato, L. and Opper, M. Sparse online Gaussian processes. *Neural Computation*, 14:641–668, 2002.
- Dezfouli, A. and Bonilla, E. V. Scalable Inference for Gaussian Process Models with Black-Box Likelihoods. In Cortes, C., Lawrence, N. D., Lee, D. D., Sugiyama, M., and Garnett, R. (eds.), *Advances in Neural Information Processing Systems 28*, pp. 1414–1422. 2015.
- Eskin, E., Smola, A. J., and Vishwanathan, S. Laplace propagation. In *Advances in neural information processing systems*, pp. 441–448, 2004.
- Farquhar, S. and Gal, Y. Towards Robust Evaluations of Continual Learning. *arXiv preprint arXiv:1805.09733*, 2018.
- Goodfellow, I. J., Mirza, M., Xiao, D., Courville, A., and Bengio, Y. An empirical investigation of catastrophic forgetting in gradient-based neural networks. *arXiv preprint arXiv:1312.6211*, 2013.
- Hensman, J., Fusi, N., and Lawrence, N. D. Gaussian processes for Big Data. In *Conference on Uncertainty in Artificial Intelligence*, pp. 282–290. auai.org, 2013.
- Hensman, J., Matthews, A. G. d. G., and Ghahramani, Z. Scalable Variational Gaussian Process Classification. In *Proceedings of the Eighteenth International Conference on Artificial Intelligence and Statistics*, 2015.
- Huszár, F. On Quadratic Penalties in Elastic Weight Consolidation. *arXiv preprint arXiv:1712.03847*, 2017.
- Isele, D. and Cosgun, A. Selective experience replay for lifelong learning. *arXiv preprint arXiv:1802.10269*, 2018.
- Kaplanis, C., Shanahan, M., and Clopath, C. Continual reinforcement learning with complex synapses. *arXiv preprint arXiv:1802.07239*, 2018.
- Kirkpatrick, J., Pascanu, R., Rabinowitz, N., Veness, J., Desjardins, G., Rusu, A. A., Milan, K., Quan, J., Ramalho, T., Grabska-Barwinska, A., et al. Overcoming catastrophic forgetting in neural networks. *Proceedings of the National Academy of Sciences*, pp. 201611835, 2017.
- Lake, B., Salakhutdinov, R., Gross, J., and Tenenbaum, J. One shot learning of simple visual concepts. In *Proceedings of the Annual Meeting of the Cognitive Science Society*, volume 33, 2011.
- Lawrence, N. D., Seeger, M., and Herbrich, R. Fast sparse Gaussian process methods: the informative vector machine. In *Neural Information Processing Systems, 13*. MIT Press, 2002.
- Li, Z. and Hoiem, D. Learning without forgetting. *IEEE Transactions on Pattern Analysis and Machine Intelligence*, 2017.
- Lloyd, C., Gunter, T., Osborne, M. A., and Roberts, S. J. Variational inference for gaussian process modulated poisson processes. In *Proceedings of the 32Nd International Conference on International Conference on Machine Learning - Volume 37, ICML'15*, pp. 1814–1822, 2015.
- Lopez-Paz, D. et al. Gradient episodic memory for continual learning. In *Advances in Neural Information Processing Systems*, pp. 6470–6479, 2017.
- Matthews, A. G. d. G., van der Wilk, M., Nickson, T., Fujii, K., Boukouvalas, A., Leon-Villagra, P., Ghahramani, Z., and Hensman, J. GPflow: A Gaussian process library using TensorFlow. *Journal of Machine Learning Research*, 18(40):1–6, April 2017.
- Nguyen, C. V., Li, Y., Bui, T. D., and Turner, R. E. Variational continual learning. *arXiv preprint arXiv:1710.10628*, 2017.
- Quiñonero-Candela, J. and Rasmussen, C. E. A unifying view of sparse approximate Gaussian process regression. *Journal of Machine Learning Research*, 6:1939–1959, 2005.
- Rasmussen, C. E. and Williams, C. K. I. *Gaussian Processes for Machine Learning (Adaptive Computation and Machine Learning)*. The MIT Press, 2005. ISBN 026218253X.

- Rebuffi, S.-A., Kolesnikov, A., Sperl, G., and Lampert, C. H. icarl: Incremental classifier and representation learning. In *2017 IEEE Conference on Computer Vision and Pattern Recognition (CVPR)*, pp. 5533–5542. IEEE, 2017.
- Ring, M. B. *Continual learning in reinforcement environments*. PhD thesis, University of Texas at Austin Austin, Texas 78712, 1994.
- Riquelme, C., Tucker, G., and Snoek, J. Deep bayesian bandits showdown: An empirical comparison of bayesian deep networks for thompson sampling. *CoRR*, abs/1802.09127, 2018.
- Robins, A. Catastrophic forgetting, rehearsal and pseudorehearsal. *Connection Science*, 7(2):123–146, 1995.
- Robins, A. and McCallum, S. Catastrophic forgetting and the pseudorehearsal solution in hopfield-type networks. *Connection Science*, 10(2):121–135, 1998.
- Rolnick, D., Ahuja, A., Schwarz, J., Lillicrap, T. P., and Wayne, G. Experience replay for continual learning. *arXiv preprint arXiv:1811.11682*, 2018.
- Rusu, A. A., Rabinowitz, N. C., Desjardins, G., Soyer, H., Kirkpatrick, J., Kavukcuoglu, K., Pascanu, R., and Hadsell, R. Progressive neural networks. *arXiv preprint arXiv:1606.04671*, 2016.
- Schmidhuber, J. Powerplay: Training an increasingly general problem solver by continually searching for the simplest still unsolvable problem. *Frontiers in psychology*, 4: 313, 2013.
- Schwarz, J., Luketina, J., Czarnecki, W. M., Grabska-Barwinska, A., Teh, Y. W., Pascanu, R., and Hadsell, R. Progress & compress: A scalable framework for continual learning. *arXiv preprint arXiv:1805.06370*, 2018.
- Seeger, M., Williams, C. K. I., and Lawrence, N. D. Fast forward selection to speed up sparse Gaussian process regression. In *Ninth International Workshop on Artificial Intelligence*. MIT Press, 2003.
- Sheth, R., Wang, Y., and Khordon, R. Sparse variational inference for generalized gp models. In Bach, F. and Blei, D. (eds.), *Proceedings of the 32nd International Conference on Machine Learning*, volume 37 of *Proceedings of Machine Learning Research*, pp. 1302–1311, Lille, France, 07–09 Jul 2015. PMLR.
- Shin, H., Lee, J. K., Kim, J., and Kim, J. Continual learning with deep generative replay. *arXiv preprint arXiv:1705.08690*, 2017.
- Snelson, E. and Ghahramani, Z. Sparse gaussian processes using pseudo-inputs. In Weiss, Y., Schölkopf, B., and Platt, J. C. (eds.), *Advances in Neural Information Processing Systems 18*, pp. 1257–1264. 2006.
- Titsias, M. K. Variational learning of inducing variables in sparse Gaussian processes. In *International Conference on Artificial Intelligence and Statistics*, pp. 567–574, 2009.
- Williams, C. K. I. and Seeger, M. Using the nyström method to speed up kernel machines. In Leen, T. K., Dietterich, T. G., and Tresp, V. (eds.), *Advances in Neural Information Processing Systems 13*, pp. 682–688. MIT Press, 2001.
- Wilson, A. G., Hu, Z., Salakhutdinov, R., and Xing, E. P. Deep kernel learning. In Gretton, A. and Robert, C. C. (eds.), *Proceedings of the 19th International Conference on Artificial Intelligence and Statistics*, volume 51 of *Proceedings of Machine Learning Research*, pp. 370–378, Cadiz, Spain, 09–11 May 2016. PMLR.
- Zenke, F., Poole, B., and Ganguli, S. Continual learning through synaptic intelligence. *arXiv preprint arXiv:1703.04200*, 2017.

Supplementary Material

A. Extension to multi-class (or multiple-outputs) tasks

For multi-class classification problems, such as permuted MNIST and Omniglot considered in our experiments, where in general each k -th task involves classification over varying number of classes, we need to extend the method to deal with multiple functions per task. For instance, assume that the k -th task is a multi-class classification problem that involves C_k classes. To model this we need C_k independent draws from the GP, such that $f_k^c(x) \sim \mathcal{GP}(0, k(x, x'))$ with $c = 1, \dots, C_k$, which are combined based on a multi-class likelihood such as softmax. While in the main text we presented the method assuming a single GP function per task, the generalisation to multiple functions is straightforward by assuming that all variational approximations factorise across different functions/classes. For example, the variational distribution over all inducing variables $U_k = \{\mathbf{u}_k^c\}_{c=1}^{C_k}$ takes the form $q(U_k) = \prod_{c=1}^{C_k} q(\mathbf{u}_k^c)$ and similarly the variational approximation over the task weights $W_k = \{w_k^c\}$, needed in the ELBO in Section 3.2, also factorises across classes. Notice also that all inducing variables U_k are evaluated on the same inputs Z_k . Furthermore, the KL regularization term for each task takes the form of a sum over the different functions, i.e. $\text{KL}(q(U_k)||p_\theta(U_k)) = \sum_{c=1}^{C_k} \text{KL}(q(\mathbf{u}_k^c)||p_\theta(\mathbf{u}_k^c))$.

B. Baseline model

The BASELINE model (see main text) is based on storing an explicit replay buffer $(\tilde{\mathbf{y}}_i, \tilde{X}_i)$, i.e. a subset of the training data where $\tilde{\mathbf{y}}_i \subset \mathbf{y}_i$ and $\tilde{X}_i \subset X_i$, for each past task. Then, at each step when we encounter the k -th task training is performed by optimising an unbiased estimate of the full loss (i.e. if we had all k tasks at once), given by

$$L(\theta, w_{1:k}) = \ell_k(\mathbf{y}_k, X_k; w_k, \theta) + \sum_{i=1}^{k-1} \frac{N_i}{M_i} \ell_i(\tilde{\mathbf{y}}_i, \tilde{X}_i; w_i, \theta),$$

where each $\ell_i(\cdot)$ is a task-specific loss function, such as cross entropy for classification, and each scalar $\frac{N_i}{M_i}$ corrects for the bias on the loss value caused by approximating the initial full loss by a random replay buffer of size M_i . All output weights $w_{i:k}$ of the current and old tasks, in the multi-head architecture, are constantly updated together with the feature parameter vector θ . Also at each step a fresh set of output weights is constructed in order to deal with the current task.

C. Analysis of the number of inducing points

Figure 4 shows how the accuracy on the Permuted-MNIST benchmark changes as a function of the number of inducing



points. This Figure reveals that while performance increases as we add more inducing points, when we add too many the performance for the FRCL methods can deteriorate. This is because the KL regularization terms when the number of inducing points is too large can become too dominant and over-regularize the learning of new tasks. Possible solutions of this effect can be either to have an upper limit in the total number of inducing points (by further compressing the inducing points of all past tasks into a smaller subset), or add a regularization parameter in front of the KL penalties of the past tasks. We leave the investigation of this for future work.

D. Further results

Figure 3(a) shows randomly chosen (3 examples per class) for the Greek alphabet/task in the Omniglot experiments (BASELINE & FRCL-RND), while Figure 3(b) shows the corresponding points after have been optimised by the using the trace criterion (FRCL-TR).

Figure 5 and 6 show the evolution of the performance on individual tasks for Split-MNIST and Permuted-MNIST.

Figure 5 shows the evolution of test set accuracies on individual tasks (averaged over 10 runs) for Split-MNIST.



(a) Random inducing points (BASELINE & FRCL-RND)

(b) Optimised inducing points (FRCL-TR)

Figure 3. Inducing points for the first task on the Omniglot benchmark. The number of inducing points was limited to 3 per character.

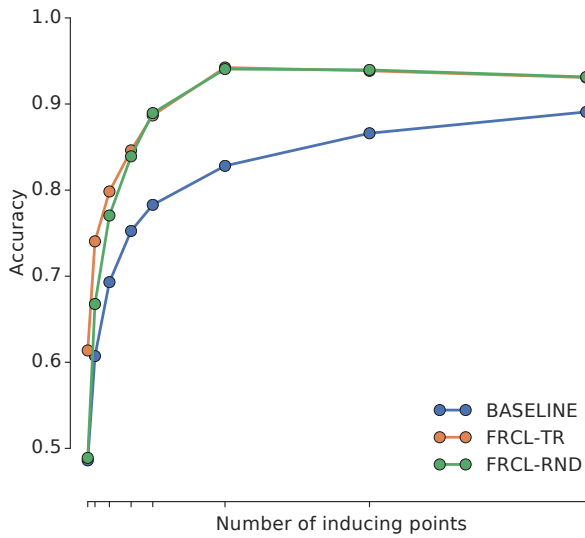


Figure 4. Accuracy of the Permuted-MNIST benchmark as a function of the number of inducing points. Shown is the mean accuracy over 10 random repetitions of the experiment. The experiment was run for {10, 20, 40, 70, 100, 400, 700, 1000} inducing points.

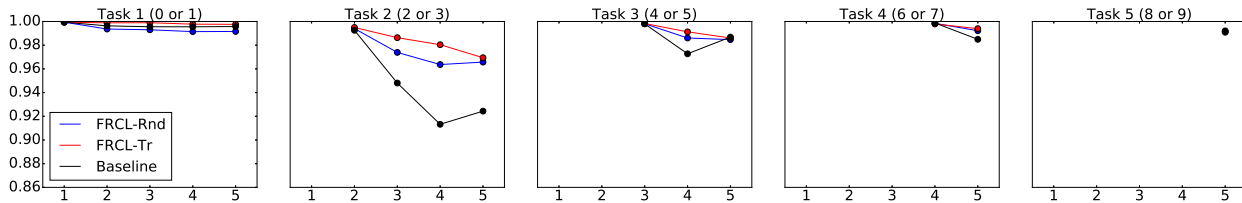


Figure 5. Evolution of test accuracies for the individual task (averaged by 10 runs) in split MNIST dataset.

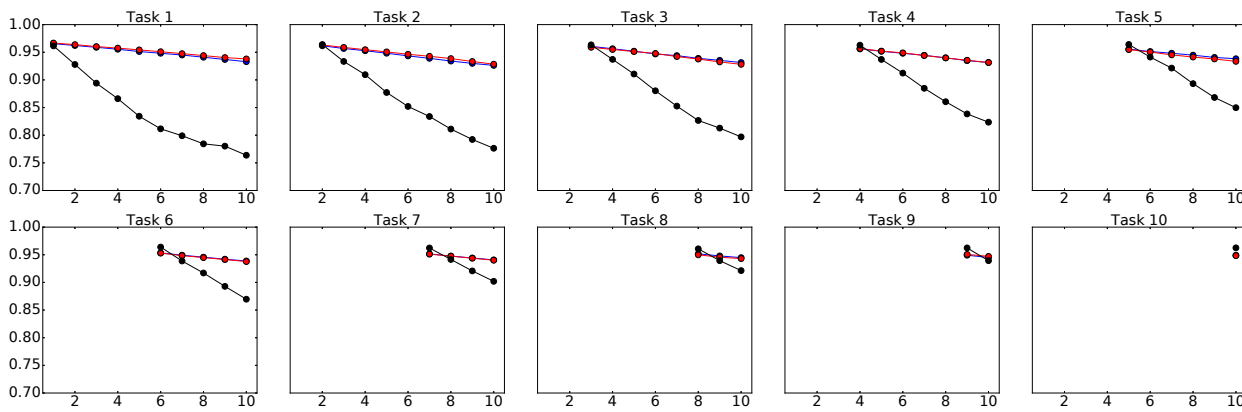


Figure 6. Evolution of test accuracies for the individual tasks (averaged over 10 runs) on a sequence of 10 permuted MNIST tasks.