

MAGNETIC SENSITIVITY IN THE WING SCATTERING POLARIZATION SIGNALS OF
THE HYDROGEN LYMAN- α LINE OF THE SOLAR DISK RADIATIONE. ALSINA BALLESTER¹, L. BELLUZZI^{1,2}, AND J. TRUJILLO BUENO^{3,4,5}*Draft version December 15, 2024*

ABSTRACT

The linear polarization produced by scattering processes in the hydrogen Ly α line of the solar disk radiation is a key observable for probing the chromosphere-corona transition region (TR) and the underlying chromospheric plasma. While the line-center signal encodes information on the magnetic field and three-dimensional structure of the TR, the sizable scattering polarization signals that the joint action of partial frequency redistribution (PRD) and J -state interference produce in the Ly α wings have generally been thought to be sensitive only to the thermal structure of the solar atmosphere. Here we show that the wings of the Q/I and U/I scattering polarization profiles of this line are actually sensitive to the presence of chromospheric magnetic fields, with strengths similar to those that produce the Hanle effect in the line core (i.e., between 5 and 100 gauss, approximately). In spite of the fact that the Zeeman splitting induced by such weak fields is very small compared to the total width of the line, the magneto-optical effects that couple the transfer equations for Stokes Q and U are actually able to produce sizable changes in the Q/I and U/I wings. The theoretical results presented here further expand the diagnostic content of the unprecedented spectropolarimetric observations provided by the Chromospheric Lyman-Alpha Spectropolarimeter (CLASP).

Subject headings: line: profiles — polarization — scattering — radiative transfer — Sun: chromosphere — Sun: transition region

1. INTRODUCTION

The linear polarization produced by scattering processes in ultraviolet (UV) resonance lines of the solar disk radiation encodes key information on the plasma of the upper solar chromosphere and transition region (TR). For example, it is known that the line-center scattering polarization signals are sensitive to magnetic fields via the Hanle effect (e.g., Landi Degl'Innocenti & Landolfi 2004, hereafter LL04). Of particular interest is the hydrogen Ly α resonance line at 121.6 nm, the strongest emission line in the solar UV spectrum. A few years ago, the Chromospheric Lyman-Alpha Spectropolarimeter (CLASP) sounding rocket experiment, motivated by theoretical predictions based on radiative transfer (RT) calculations (Trujillo Bueno et al. 2011; Belluzzi et al. 2012; Štěpán et al. 2015), discovered conspicuous scattering polarization signals in Ly α (see Kano et al. 2017). The theoretical modeling of the observed Stokes Q/I and U/I line-center signals recently allowed us to constrain the magnetic field strength and geometrical complexity of the corrugated surface that delineates the chromosphere-corona TR (Trujillo Bueno et al. 2018).

While the line-center photons of the hydrogen Ly α line stem mainly from the TR, the wing photons encode information on the underlying chromospheric layers (e.g., at $\Delta\lambda = \pm 1$ Å from line center, the height in the solar atmosphere where the optical depth is unity lies a few hundred kilometers below the TR). Unlike the Q/I and U/I line-center signals,

which are sensitive to the presence of magnetic fields in the TR via the Hanle effect, the wing signals have always been thought to be sensitive only to the thermal structure of the solar atmosphere (e.g., Belluzzi et al. 2012). The main aim of the present Letter is to show that the wings of the Q/I and U/I profiles of the hydrogen Ly α line are sensitive to the presence of magnetic fields in the solar chromosphere, with strengths similar to those that produce the onset of the Hanle effect in the line core. The physical mechanism at the origin of this magnetic sensitivity is the following.

In some resonance lines for which the effects of partial frequency redistribution (PRD) produce large Q/I wing signals, the $\rho_V U$ and $\rho_V Q$ magneto-optical (MO) terms of the transfer equations for Stokes Q and U , respectively, can introduce a significant magnetic sensitivity in the line's scattering polarization wings. Given that in the line wings ρ_V is significant already for relatively weak magnetic fields, the above-mentioned $\rho_V Q$ term introduces sizable, magnetically sensitive, U/I wing signals. In turn, such large U/I wing signals allow the $\rho_V U$ term to introduce a magnetic sensitivity in the Q/I wing signals. This represents a change of the orientation of the linearly polarized radiation as it travels through the solar atmosphere (see Alsina Ballester et al. 2017), and results in an effective decrease of its total degree of linear polarization (see Alsina Ballester et al. 2018). Indeed, recent RT investigations have indicated that such MO effects should play an important role in the wings of many strong chromospheric lines, such as the Mg II k line (Alsina Ballester et al. 2016), the Mg II h & k lines (del Pino Alemán et al. 2016), the Sr II 407.8 nm line (Alsina Ballester et al. 2017), and the Ca I 422.7 nm line (Alsina Ballester et al. 2018).

Although the physical mechanism that introduces magnetic sensitivity in the Ly α scattering polarization wings is therefore not new, it is remarkable that it is capable of producing measurable effects even in a far UV line like hydrogen Ly α . This is because the ρ_V coefficient at the line-wing wavelengths

ernest@irsol.ch, belluzzi@irsol.ch, jtb@iac.es

¹ Istituto Ricerche Solari Locarno, CH-6605 Locarno Monti, Switzerland² Kiepenheuer-Institut für Sonnenphysik, D-79104 Freiburg, Germany³ Instituto de Astrofísica de Canarias, E-38205 La Laguna, Tenerife, Spain⁴ Departamento de Astrofísica, Universidad de La Laguna, E-38206 La Laguna, Tenerife, Spain⁵ Consejo Superior de Investigaciones Científicas, Spain

takes sizeable values relative to the absorption coefficient already when the Zeeman splitting becomes comparable to the radiative and collisional line broadening. In contrast, the signals produced by the familiar Zeeman effect depend on the ratio of the magnetic splitting over the Doppler width of the line, and therefore scale with the wavelength of the spectral line under consideration.

2. FORMULATION OF THE PROBLEM

We present the results of non-local thermodynamic equilibrium (NLTE) RT calculations of the intensity and linear polarization of the hydrogen Ly α line, considering the semi-empirical model C of Fontenla et al. (1993), hereafter FAL-C. The use of this static one-dimensional (1D) solar atmospheric model allows us to isolate the influence of the magnetic field (although neglecting its possible horizontal fluctuations) from other possible symmetry-breaking mechanisms. The magnetic fields we have imposed in this model atmosphere are deterministic, defining their inclination and azimuth as illustrated in Fig. 1 of Alsina Ballester et al. (2018). The lines of sight (LOS) for the considered Stokes profiles are specified by $\mu = \cos \theta$, where θ is the heliocentric angle. The positive direction for Stokes Q has been taken along the Y axis (i.e., parallel to the limb for all LOS with $\mu < 1$). In the calculations presented below, the line-broadening effect of both elastic and inelastic collisions are taken into account according to the rates presented in LL04 and Przybilla & Butler (2004), respectively. The depolarizing effect of the former has not been taken into account, after having verified numerically that its impact is negligible for this very strong chromospheric line.

It has been established from previous theoretical investigations for the unmagnetized case (Belluzzi et al. 2012) that reliable calculations of the wing linear polarization of the hydrogen Ly α line must account for quantum interference between the levels belonging to the upper term (i.e., J -state interference), in addition to PRD effects. Therefore, a correct modeling of the wing scattering polarization of the Ly α line requires considering at least a two-term model atom, composed of the ground level $^2S_{1/2}$ and the fine structure (FS) upper levels $^2P_{1/2}$ and $^2P_{3/2}$. On the other hand, observing that the FS components are very close to each other, it can be shown that, far from line center, this line behaves in resonance scattering as a spinless two-level 0 – 1 transition, in compliance with the principle of spectroscopic stability (PSS; see Sect 10.17 of LL04). This can be clearly seen in the left panel of Fig. 1, in which the scattering polarization profiles obtained with the two aforementioned atomic models (two-term and two-level) are compared, in the absence of magnetic fields. Unless otherwise noted, an LOS with $\mu = 0.3$ is considered in all the figures presented in this Letter. The expected discrepancy in the line core is a clear manifestation of the depolarizing effect of the FS (e.g., LL04). Indeed, in the figures presented in this Letter, the grey area across the line-core region indicates the spectral interval where the approximation of neglecting FS is not justified. The very small deviations found outside the line-core region are due to the fact that the above-mentioned equivalence between two-term and two-level atomic models strictly holds only in the absence of collisions (see LL04).

At spectral distances from line center much greater than both the Doppler width of the line and the magnetic splitting of the energy levels, the line emissivity is insensitive to both the Hanle and Zeeman effects, provided that the collisional broadening is significantly smaller than the natural width of the line (see LL04, also Appendix B of Alsina Ballester et al.

2018). Consider the wing wavelength at 360 mÅ to the blue of the line center (hereafter λ_m), around which the linear polarization maximizes⁶. This spectral separation is much greater than the magnetic splitting of the energy levels, even in the presence of magnetic fields of a few kilogauss. It is also considerably larger than the Doppler width; with $\Delta\lambda_D$ being around 55 mÅ at the atmospheric heights from which most of the radiation at this wavelength originates.

The magnetic sensitivity of the scattering polarization in the wings of this line is instead governed by the MO effects quantified by the RT coefficient ρ_V , whose impact is only appreciable if another physical mechanism, such as scattering processes subject to PRD effects, produces sizable linear polarization signals outside the Doppler core (see Alsina Ballester et al. 2017). Using the two-level atomic model, we have verified that, when artificially setting ρ_V to zero, magnetic fields with strengths up to 5 kG have no impact on the line's wing linear polarization. In the right panel of Fig. 1, we compare the ratio of ρ_V over the absorption coefficient η_I obtained from the two-term atom equations to the one found for a 0 – 1 two-level atom, in the presence of a horizontal magnetic field of 50 G⁷. Such calculations have been carried out at $z = 1998.5$ km in the FAL-C model. This corresponds to a height at which the optical depth is close to unity for an LOS with $\mu = 0.3$ at wavelength λ_m . The two calculations present an excellent agreement, confirming the suitability of neglecting FS when modeling the magnetic sensitivity of this line's wing scattering polarization signals. It can be shown that this agreement is ultimately related to the fact that, according to the PSS, the frequency shifts of the centers of gravity of the σ_b , σ_r , and π components for the two-term atom, calculated in the general Paschen-Back effect regime, coincide with the shifts for a normal Zeeman triplet, i.e., for a spinless two-level atomic transition (e.g., Sect. 3.4 of LL04).

In the following section, we present the results of illustrative RT calculations of the Ly α wing scattering polarization signals, considering a spinless two-level model atom and accounting for the joint impact of PRD and of magnetic fields through the Hanle, Zeeman, and MO effects. Details on the theoretical and numerical framework can be found in Alsina Ballester et al. (2017).

3. THE IMPACT OF MAGNETO-OPTICAL EFFECTS

In this Letter we consider magnetic fields with a constant strength and orientation throughout the FAL-C model atmosphere, paying particular attention to canopy-like horizontal fields.

Figure 2 shows the linear polarization profiles for horizontal magnetic fields with various strengths. We have selected an azimuth of $\chi_B = 0^\circ$, which maximizes the longitudinal component of the magnetic field, thus making the impact of MO effects more apparent. Outside the Doppler core, the MO effects induced by such magnetic fields produce a U/I signal and a depolarization in Q/I . Interestingly, this effect has a noticeable impact for field strengths comparable to the Hanle critical field⁸.

⁶ The exact spectral position of such maximum has a slight dependence on the LOS and on the magnetic field under consideration.

⁷ The Hanle critical field, i.e., the magnetic field strength at which the Zeeman splitting is equal to the natural width of the line, is 53 G for hydrogen Ly α .

⁸ The sensitivity of the linear polarization profiles to MO effects is controlled by the ρ_V/η_I ratio. In the far wings, $\rho_V/\eta_I \approx 4\pi\nu_L \cos \alpha/T$, where α is the angle between the magnetic field and the LOS, and ν_L is the Larmor

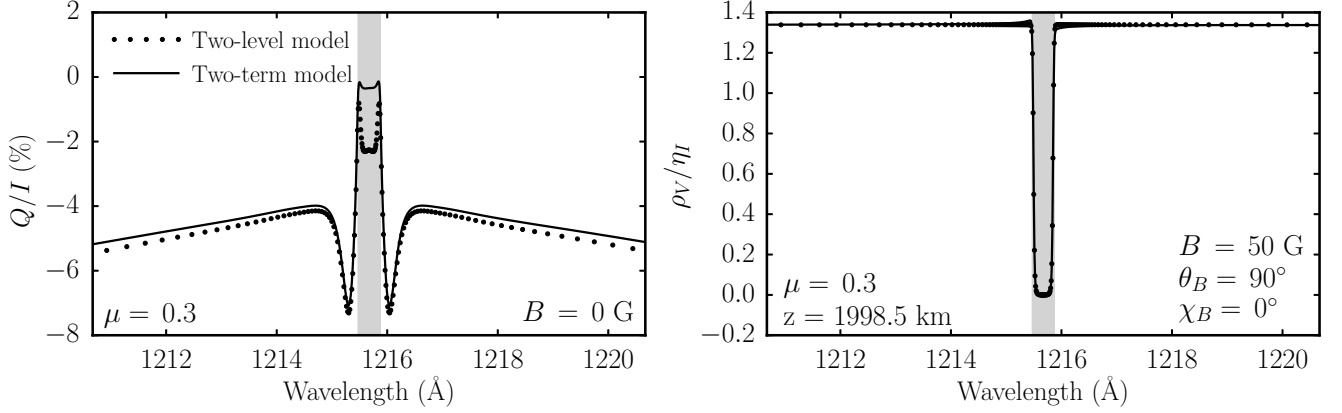


FIG. 1.— Left panel: Q/I scattering polarization pattern of the hydrogen Ly α line, modeled both as a two-term atom (solid curve) and as a spinless two-level atom (dotted curve). Results are obtained from a radiative transfer (RT) calculation, using the FAL-C model, in the absence of a magnetic field. Right panel: ρ_V/η_I ratio obtained from the same atomic models, in the presence of a 50 G horizontal magnetic field with azimuth $\chi_B = 0^\circ$, considering the FAL-C model at 1998.5 km. The grey area indicates the spectral region where the two-level approximation is not suitable.

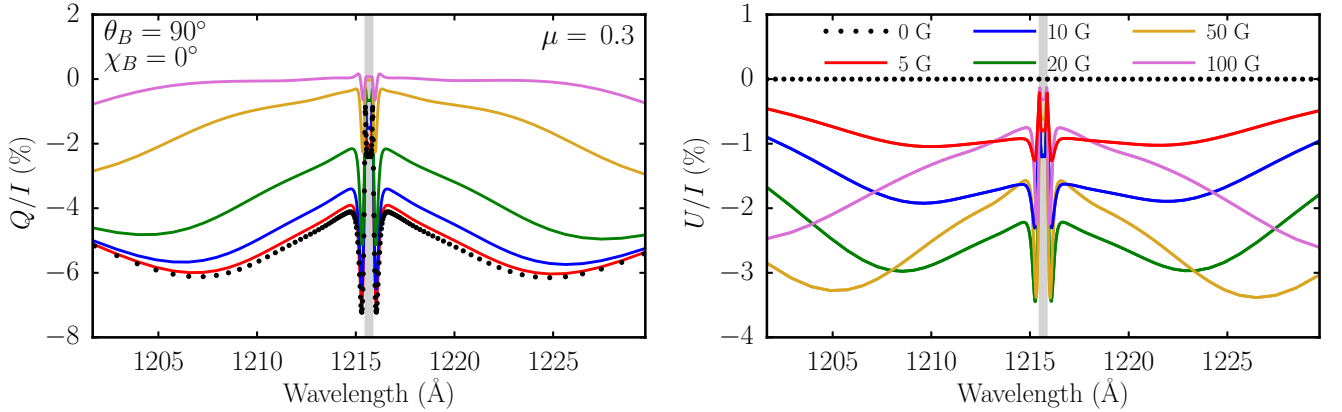


FIG. 2.— Stokes Q/I (left panel) and U/I (right panel) as a function of wavelength, calculated assuming a two-level atomic model, in the presence of horizontal ($\theta_B = 90^\circ$) magnetic fields with azimuth $\chi_B = 0^\circ$. The colored curves (see legend) correspond to the various considered field strengths. The black dotted curves represent the unmagnetized reference case.

In addition to their amplitude, also the sign of the U/I wing signals is sensitive to the orientation of the magnetic field. Figure 3 shows the linear polarization profiles obtained for horizontal magnetic fields with various azimuths. For $\chi_B = 90^\circ$, the magnetic field is perpendicular to any considered LOS direction, so $\rho_V = 0$ and no U/I signal is produced. Nevertheless, it is worth noting that the pumping radiation field is in any case modified via the MO effects, which explains the depolarization found in Q/I also in this case (see Alsina Ballester et al. 2016). Furthermore, magnetic fields with LOS components differing only in their sign, such as those with $\chi_B = 45^\circ$ and 135° , or with $\chi_B = 0^\circ$ and 180° , give rise to identical Q/I depolarizations, while the U/I signals have opposite sign. This offers a new tool for inferring the longitudinal component of the magnetic fields in the chromospheric regions where the Ly α wings originate. The magnetic sensitivity of this line's wing scattering polarization signals can be expected to be well above the noise level even in quiet regions of the solar atmosphere, where the circular polarization signals produced by the Zeeman effect would be ex-

tremely weak. Moreover, the scattering polarization signal is clearly appreciable very far into the line wings, thus encoding information on the magnetic activity in deeper chromospheric layers.

Figure 4 shows the center-to-limb variation (CLV) of the Q/I and U/I signals at λ_m , sensitive to MO effects, calculated in the presence of horizontal magnetic fields of 10 and 50 gauss. While magnetic fields of 10 G have a relatively modest impact on the Q/I CLV, a clear discrepancy with respect to the theoretically predicted $(1 - \mu^2)$ trend for the unmagnetized case is found when the LOS component of the magnetic field is large (e.g., for a 50 G horizontal magnetic field with $\chi_B = 0^\circ$ or 180° and small μ values). The amplitude of the U/I signals, produced by the same MO effects, is found to decrease monotonically with μ , because it depends both on the longitudinal component of the magnetic field and the amplitude of the Q/I signals. Interestingly, the qualitative behavior of the U/I CLV is very similar for 10 and 50 G fields with the same orientation, further indicating that MO-based diagnostics require simultaneous measurements of both Q/I and U/I . One can also see from the figure that, despite that the magnetic field is perpendicular to the LOS, the Q/I CLV is sensitive to MO effects for $\chi_B = 90^\circ$ and 270° and, furthermore, nonzero signals are produced for all considered horizontal fields at $\mu = 1$. Again, such phenomena are a consequence of the modification of the pumping radiation field

frequency. $\Gamma = \Gamma_R + \Gamma_I + \Gamma_E$ is the line broadening parameter, where Γ_R is the natural broadening of the line and Γ_I and Γ_E are the broadenings due to inelastic and elastic collisions, respectively. It is particularly noteworthy that the far-wing ρ_V/η_I ratio does not depend on the Doppler width of the line. A detailed derivation of this relation will be presented in a forthcoming publication.

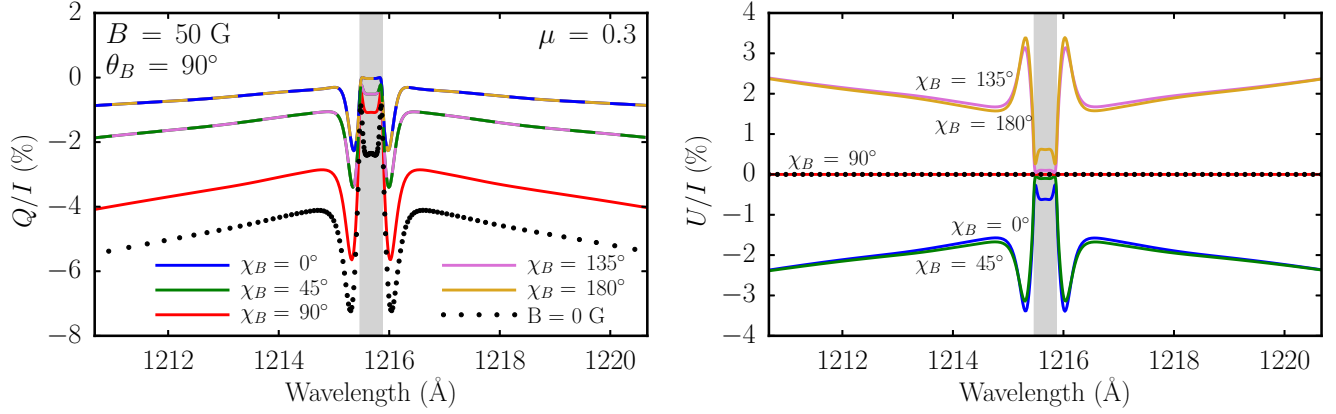


FIG. 3.— Same calculations as in the previous figure, but in the presence of 50 G horizontal magnetic fields with various azimuths (see legend), shown in a narrower spectral range. The black dotted curves represent the reference unmagnetized case. Overlapping curves are dashed in order to assist visualization.

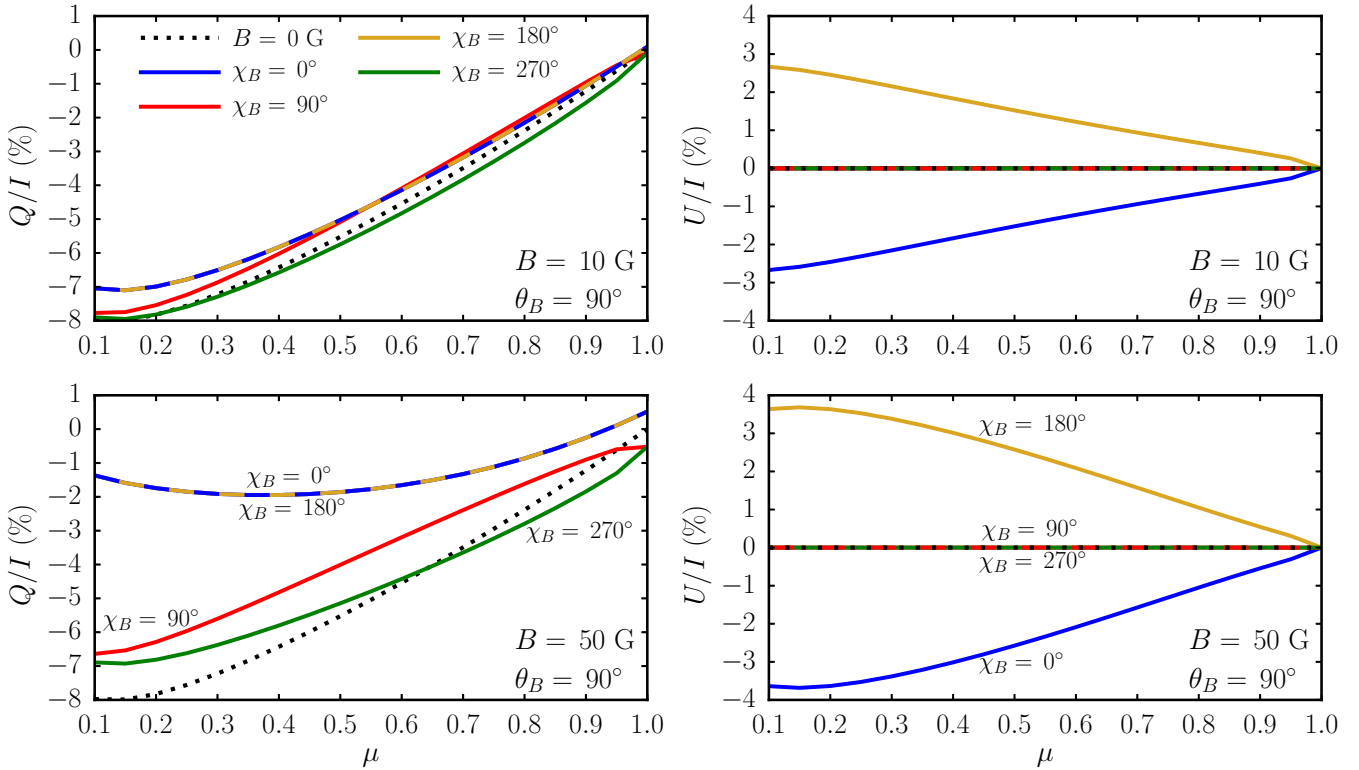


FIG. 4.— Center-to-limb variation (CLV) of the Q/I (left panels) and U/I (right panels) signals obtained at 360 m\AA to the blue of line center (i.e., the λ_m wavelength defined in the text), for horizontal magnetic fields of 10 G (top panels) and 50 G (bottom panels), with various azimuths (see legend). The black dotted curves represent the unmagnetized reference case.

due to MO effects.

Recently, the Chromospheric Lyman-Alpha Spectropolarimeter (CLASP) successfully measured the linear polarization signals of the Ly α line emerging from quiet regions of the Sun, spanning from off-limb positions to close to disk center (see Kano et al. 2017). In the wings of the Q/I and U/I profiles, considerable fluctuations along the spatial direction of the radially oriented slit were found, which do not appear to be reproducible unless one accounts for horizontal variations in the physical quantities of the atmospheric model, which is beyond the scope of this investigation. The amplitude of the wing Q/I signal was found to decrease with μ (in agreement with our theoretical expectations), while no significant CLV was observed in the amplitude of U/I (in contrast to our U/I theoretical signals).

The disagreement with the observed U/I CLV may arise from the fact that the one-dimensional atmospheric model we have considered fails to account for either horizontal variations in the longitudinal component of the magnetic field, which tend to decrease the net amplitude of the U/I signals resulting from MO effects, or the axial asymmetries in other thermodynamical properties of the solar atmosphere, which may produce U/I signals of non-magnetic origin. An accurate modeling of the wing linear polarization signals observed by CLASP must therefore account for the full three-dimensional complexity of the solar atmosphere, as well as the joint action of scattering polarization with PRD phenomena and the Hanle, Zeeman, and MO effects.

Further insights into the magnetic sensitivity of the linear polarization in the wings can be gained by studying its behavior on the $Q/I - U/I$ plane. The closed curves in the polarization diagrams shown in Fig. 5 indicate how the fractional linear polarization signals obtained at λ_m change with χ_B , in the presence of 50 G magnetic fields with a fixed inclination. The diagram is symmetric around the $U/I = 0$ axis for $\theta_B = 90^\circ$ (left panel), but this is not the case for arbitrary inclinations, implying the following (see Alsina Ballester et al. 2018). If one measures the net U/I to be zero in a certain spatially unresolved region of the solar atmosphere, this is an indication that the magnetic field therein is either transversal, or has a distribution such that the averaged longitudinal component is zero⁹. We also point out that magnetic fields that do not fulfill the aforementioned condition may produce a net U/I signal even if their orientations change at scales below the line photon's mean free path, as can be deduced from Eqs. (6b) and (50a) of Alsina Ballester et al. (2017). Finally, note that, because the wing Q/I signals produced by scattering are negative in the unmagnetized case, a magnetic field with a positive (negative) longitudinal component gives rise, via MO effects,

to negative (positive) U/I signals.

4. CONCLUDING COMMENTS

Motivated by the recent theoretical discovery that the wing scattering polarization of some strong resonance lines is highly sensitive to the MO effects quantified by the ρ_V terms of the transfer equations for Stokes Q and U , we have conducted an RT investigation on such wing linear polarization signals for the hydrogen Ly α line, modeled as spinless two-level atom (such approximation is suitable outside the Doppler core). We find that the wing scattering polarization signals of this far UV line are in fact sensitive to longitudinal magnetic fields, even if they are considerably weaker than the Hanle critical field.

Such signals extend far into the line wings, potentially offering a method to simultaneously infer the LOS components of the magnetic fields present in various layers of the solar chromosphere. The sign of such components can be determined from that of U/I , while the combined amplitude of Q/I and U/I are indicative of their magnitude. From symmetry considerations, applied to the polarization diagrams, we conclude that measuring a nonzero U/I wing signal may be a signature of an asymmetry, within the considered spatial resolution element, of the distribution of the LOS component of the magnetic field.

This investigation reveals that relatively weak magnetic fields may strongly impact wing scattering polarization signals via MO effects. In the line wings, the Q/I CLV observed by the CLASP suborbital rocket experiment presents the familiar $(1 - \mu^2)$ trend while, in contrast with our radiative transfer calculations in 1D semi-empirical models, the amplitudes of the U/I signals show no significant dependence on the limb distance. This appears to indicate that reproducing the observed CLV of the wing linear polarization, as well as its spatial fluctuations, requires taking into account horizontal variations in the atmospheric properties. It is therefore apparent that an accurate RT modeling of the hydrogen Ly α line requires accounting for the 3D structure of the solar atmosphere, in addition to the joint action of resonance scattering with PRD and the Hanle, Zeeman, and MO effects.

E.A.B. and L.B. gratefully acknowledge financial support by the Swiss National Science Foundation (SNSF) through Grant 200021_175997. J.T.B. acknowledges the funding received from the European Research Council (ERC) under the European Union's Horizon 2020 research and innovation programme (ERC Advanced Grant agreement No 742265).

REFERENCES

- Alsina Ballester, E., Belluzzi, L., & Trujillo Bueno, J. 2016, ApJ, 831, L15
 —. 2017, ApJ, 836, 6
 —. 2018, ApJ, 854, 150
 Belluzzi, L., Trujillo Bueno, J., & Štěpán, J. 2012, ApJ, 755, L2
 del Pino Alemán, T., Casini, R., & Manso Sainz, R. 2016, ApJ, 830, L24
 Fontenla, J. M., Avrett, E. H., & Loeser, R. 1993, ApJ, 406, 319
 Kano, R., Trujillo Bueno, J., Winebarger, A., et al. 2017, ApJ, 839, L10
 Landi Degl'Innocenti, E., & Landolfi, M. 2004, Polarization in Spectral Lines (Kluwer Academic Publishers)
 Przybilla, N., & Butler, K. 2004, ApJ, 609, 1181
 Trujillo Bueno, J., Štěpán, J., & Casini, R. 2011, ApJ, 738, L11
 Trujillo Bueno, J., Štěpán, J., Belluzzi, L., et al. 2018, ApJ, 866, L15
 Štěpán, J., Trujillo Bueno, J., Leenaarts, J., & Carlsson, M. 2015, ApJ, 803, 65

⁹ From symmetry considerations it can be seen that the two following possible scenarios fulfill this condition: (a) a magnetic field distribution with axial symmetry around a given axis that is perpendicular to the LOS, and (b) a

distribution with axial symmetry around any given axis, having also reflective symmetry with respect to the plane normal to such axis. The configuration presented in the left panel of Fig. 5 is a particular case of the latter.

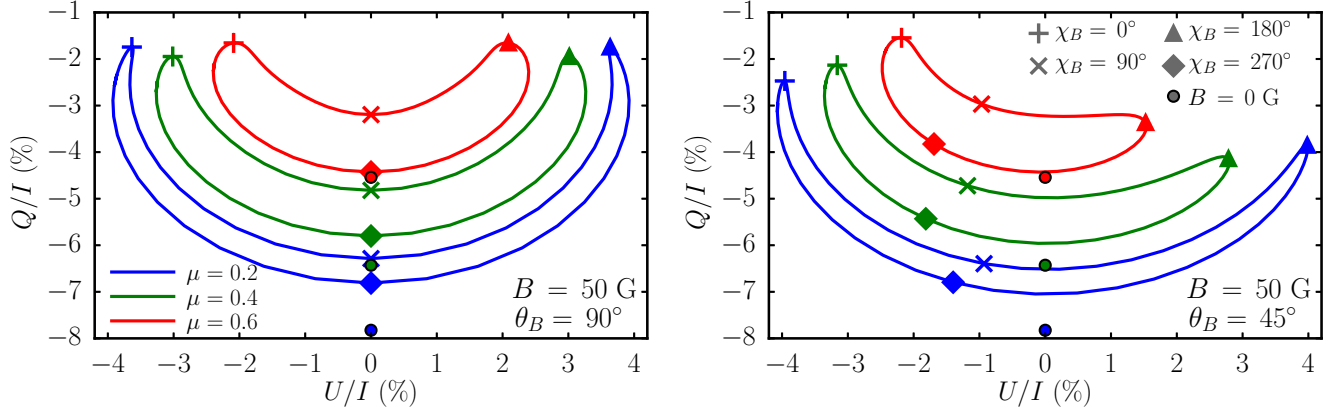


FIG. 5.— Polarization diagrams for magnetic fields of 50 G, with inclinations of $\theta_B = 90^\circ$ (left panel) and 45° (right panel). Each closed curve represents the change in scattering polarization with azimuth, for LOS with $\mu = 0.2$ (blue curves), $\mu = 0.4$ (green curves), and $\mu = 0.6$ (red curves). The various markers indicate specific azimuths (see legend), except for the circles, which represent the unmagnetized reference case.