

A/B Testing in Dense Large-Scale Networks: Design and Inference

Preetam Nandy¹ Kinjal Basu¹ Shaunak Chatterjee¹ Ye Tu¹

Abstract

Design of experiments and estimation of treatment effects in large-scale networks, in the presence of strong interference, is a challenging and important problem. Most existing methods' performance deteriorates as the density of the network increases. In this paper, we present a novel strategy for accurately estimating the causal effects of a class of treatments in a dense large-scale network. First, we design an approximate randomized controlled experiment by solving an optimization problem to allocate treatments that mimic the *competition* effect. Then we apply an importance sampling adjustment to correct for the design bias in estimating treatment effects from experimental data. We provide theoretical guarantees, verify robustness in a simulation study, and validate the usefulness of our procedure in a real-world experiment.

1. Introduction

Measuring the effect of treatment variants is a fundamental problem in several fields of study (Armitage et al., 2001; Rubin, 1974; Hernán & Robins, 2006). A/B testing is a commonly used method in the internet industry (Kohavi et al., 2013; 2014; Tang et al., 2010; Xu et al., 2015) and beyond, wherein randomized experiments are run with two or more such variants. Traditional A/B testing depends on the key assumption that the effect of treatment on an experiment unit is independent of the treatment allocation to other experiment units – commonly called “Stable Unit Treatment Value Assumption” (SUTVA) (Rubin, 1974). However, in many important network settings, this assumption is violated due to various forms of interference (Aronow & Samii, 2017; Backstrom & Kleinberg, 2011; Gui et al., 2015; Hudgens & Halloran, 2008; Katzir et al., 2012; Saint-Jacques et al., 2019; Toulis & Kao, 2013; Ugander et al., 2013).

We focus on one such class of problems – a marketplace of commodity producers and consumers. Producers make a

commodity available for consumers, who, in turn, give some desired utility back to the producers, which incentivizes them to keep producing. An example is a social media platform, where the commodity is content, and the return utility is feedback. Examples include Facebook, Instagram, LinkedIn, Twitter, etc. Other marketplace problems differ primarily on the commodity and return utility in question. Rides are commodities in Uber and Lyft, retail items are commodities in marketplaces like Amazon and eBay, and money is the common return utility. Note that we do not make any assumptions on how the utility affects a producer's behavior (i.e., the incentive function).

In the marketplace setting, we define a treatment class represented by a **modification of the edge-level probability p_{ij} of showing a commodity of a producer i to a consumer j** . This abstraction represents a very general class of treatments since any redistribution or shift in producer and consumer exposure can be expressed via the change in the edge-level probabilities. In content marketplaces, such treatments can reshape the content creator's exposure to their audience, whereas, in a transportation marketplace, it can reshape the likelihood of specific drivers and riders being matched.

In such problems, SUTVA is violated because of interference from the network. For instance, when we consider commodity producers as the experimental units, the effect of treatment on a producer is influenced by the allocation and effect of the treatment on all potential consumers of that producer, which in turn depend on each of their producers' experiences (and hence, their allocated treatments) – thus leading to competition among producers connected to common consumers.

When SUTVA is violated, the effect of treatment can be measured by allocating experimental units as well as their first-degree neighbors (and second-degree neighbors, depending upon the interference function) to the same treatment (or control) (Eckles et al., 2017; Saint-Jacques et al., 2019). The number of such units for which we can successfully allocate treatments in this fashion (i.e., whose neighborhood is appropriately treated) decreases with increasing density in the graph, resulting in lower statistical power in the measurements.

In this paper, we propose a novel technique named OASIS, “Optimal Allocation Strategy and Importance Sampling Ad-

¹LinkedIn Corporation, Sunnyvale, CA, USA. Correspondence to: Preetam Nandy <pnandy@linkedin.com>.

justment”, that provides a randomized testing framework for large-scale marketplace problems in the presence of interference. The performance of OASIS does not deteriorate (and may improve) as the density of the network increases, and it can be used to obtain high-power measurements. Our approach relies on the existence of an “intervening variable” (a.k.a. mediator) — i.e., the effect of the treatment allocation to a unit’s network on the experimental unit is fully captured by a sufficient statistic (cf. Arellano & Bover (1995); Cragg & Donald (1993); MacKinnon et al. (2002)). For example, the total feedback received by a producer can be an intervening variable. The producers in a marketplace compete with each other for receiving feedback, and we attempt to mimic this *competition effect* in the design of experiment. Furthermore, we construct an unbiased estimator of the treatment effect by applying an importance sampling correction. We show both from simulation studies and from a real-world experiment on a large social network graph that our technique works quite well for large-scale dense graphs. This technique can be used in any marketplace problem where the treatment in question can be expressed via the p_{ij} “edge weight” abstraction, and where the key assumptions (outlined as Assumptions 1 and 2 in later sections) are satisfied.

The paper is organized as follows. Section 2 presents a selective literature review. Section 3 formulates the problem and discusses the setup in detail. The key aspects of how we design an experiment via an optimization formulation are described in Section 4. We propose the OASIS estimator and provide theoretical guarantees in Section 5. In Section 6, we provide some empirical results both from an elaborate simulation study and a real-world experiment on a large social network graph, before concluding with a discussion in Section 7.

2. Related Work

Recently there has been a lot of focus on A/B testing in the presence of interference, especially on large real-world networks, with several proposed approaches. This is due to the ever-growing popularity of several marketplace products mentioned previously, and critical applications in those products violating SUTVA in randomized testing.

Under the assumption that the interference between units has some known form, Aronow & Samii (2017) propose inverse probability weighting based methods to estimate effects defined in terms of “effective treatments” and refines the estimator via covariance adjustment, and Toulis & Kao (2013) propose to estimate causal effects under partial interference using a sequential design. We note that the causal estimands considered in these papers are different from the average treatment effect in A/B testing.

Network bucket testing (Backstrom & Kleinberg, 2011; Katzir et al., 2012) looks at a form of interference where a new feature will take effect only if some minimal number of a treated user’s neighbors are also in treatment. The key idea, proposed in Backstrom & Kleinberg (2011) is to use a walk-based sampling method to generate a core set of users who are internally well-connected while being approximately representative of the population. Katzir et al. (2012) generalizes this further and provides variance bounds for various core set generation functions.

Graph cluster randomization is a related approach introduced in Ugander et al. (2013). In this work, a notion of “network exposure” is defined, where a unit is “network exposed” to treatment if its behavior under a particular assignment is the same as its behavior if everyone were assigned to treatment. For various definitions of network exposure, a clustering approach is proposed, and randomization is done at the cluster level. In a real-world network, it is very difficult to obtain a large number of reasonably isolated clusters, resulting in low-powered experiments. To mitigate this issue, Saint-Jacques et al. (2019) proposed ego-network randomization, where a cluster is comprised of an “ego” (a focal individual), and her “alters” (the individuals she is immediately connected to). Our class of treatment definitions can be viewed as a specific instance of network exposure. However, **our randomization is still at the node level and allows us to obtain much higher-confidence measurements with much smaller treatment exposure.**

Two other related classical lines of work in estimating causal effect is the instrumental variable approach (Arellano & Bover, 1995; Cragg & Donald, 1993) and the mediation or intervening variable effect estimation (MacKinnon et al., 2002). Both approaches make key assumptions about the how the causal effect flows through specific known variables to affect the outcome, and is similar to the assumption we make in order to facilitate replicating a completely treated universe with a much smaller exposure.

3. Problem Setup

We describe the problem in a content marketplace setup, where each member is a node in a directed graph (or network) $\mathcal{G} = (\Omega, E)$, and each member is either a content-consumer, a content-producer or both. If $i \rightarrow j$, then producer i is a parent of j and consumer j is a child of i . We denote the set of all parents of j by $Pa(j)$ and the set of all children of i by $Ch(i)$. When a consumer j visits the marketplace she views a content produced by one of her parents i with probability p_{ij} , where $\sum_{i \in Pa(j)} p_{ij} = 1$. We denote the probabilities in the existing system (i.e., prior to any intervention) by p_{ij}^{base} and an intervention (or a treatment) on member j replaces her consumer-side experience

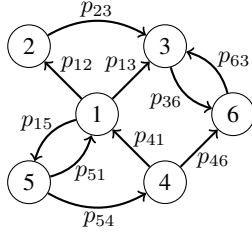


Figure 1. An example of a six member graph where each node is either a consumer, a producer or both. The consumer side experience of member 1 depends on all the incoming edge weights $\{p_{i1} : i = 4, 5\}$, while the producer-side depends on the feedback received from consumers who get $\{p_{1j} : j = 2, 3, 5\}$. Due to this fact, there exists a *competition effect* between member 4 and member 5, who compete for the feedback from member 1.

$\{p_{ij}^{base} : i \in Pa(j)\}$ by $\{p_{ij}^{(r)} : i \in Pa(j)\}$ satisfying $\sum_{i \in Pa(j)} p_{ij}^{(r)} = 1$.

Let $T_E^{(r)} = \{p_{ij}^{(r)} : (i, j) \in E\}$ be an intervention over the entire population and $\tau_r = \mathbb{E}[Y(T_E^{(r)})]$ be the expected response of the population under $T_E^{(r)}$. We assume that the responses of members i and j , denoted by $Y_i(T_E^{(r)})$ and $Y_j(T_E^{(r)})$ respectively, are independently distributed for a given $T_E^{(r)}$. We consider m treatments $T_E^{(1)}, \dots, T_E^{(m)}$ and a control environment $T_E^{(0)} = \{p_{ij}^{base} : (i, j) \in E\}$. Our goal is to estimate the average treatment effects $\tau_1 - \tau_0, \dots, \tau_m - \tau_0$ in a marketplace setup (see Figure 1 and 2) defined below.

Definition 1. A directed network $\mathcal{G} = (\Omega, E)$ of members is said to be a marketplace if member i 's response $Y_i(T_E^{(r)})$ depends on the treatment $T_E^{(r)}$ through

- (i) **Consumer-side experience:** the exposure of producers to consumer i : $\{p_{ki}^{(r)} : k \in Pa(i)\}$, and
- (ii) **Producer-side experience:** the exposure of producer i to consumers: $\{p_{ij}^{(r)} : j \in Ch(i)\}$.

In a marketplace setup, $T_E^{(r)}$ not only has a direct effect on $Y_i(T_E^{(r)})$ through the modification of the existing consumer-side experience $\{p_{ri}^{base} : r \in Pa(i)\}$ (i.e., what contents have been shown to member i), but also has an indirect effect on $Y_i(T_E^{(r)})$ through the modification of the producer-side experience $\{p_{ij}^{base} : j \in Ch(i)\}$ (i.e., other members liking, sharing or commenting on the contents produced by member i). The latter violates the SUTVA assumption and is known as the network effect. Further, note that each producer competes with its second-degree neighbors, as shown in Figure 1, to obtain higher $p_{ij}^{(r)}$ values as $\sum_{i \in Pa(j)} p_{ij}^{(r)} = 1$ for all j . We refer to this as the *competition effect*.

Recall that a classical A/B testing setting would consider randomly selected non-overlapping subsets $\Omega_0, \dots, \Omega_m$ of Ω and assign treatment $\{p_{ki}^{(r)} : k \in Pa(i)\}$ to each $i \in \Omega_r$ and estimate $\tau_r - \tau_0$ by

$$\hat{\tau}_r - \hat{\tau}_0 = \frac{1}{|\Omega_r|} \sum_{i \in \Omega_r} Y_i^{(exp)} - \frac{1}{|\Omega_0|} \sum_{i \in \Omega_0} Y_i^{(exp)}, \quad (1)$$

where $Y_i^{(exp)}$ is the response of member i under the aforementioned experimental design. It is easy to see that the estimator defined in (1) is not unbiased as the producer-side experience of member $i \in \Omega_r$ is not the same in the classical A/B testing design and under $T_E^{(r)}$, since all $j \in Ch(i)$ is not guaranteed to be in Ω_r . The bias of the estimator in (1) is known as the “spillover effect” in the literature. A commonly used technique for mitigating the spillover effect is to choose $\Omega_0, \dots, \Omega_m$ as disjoint from each other as possible. This is called the cluster-based approach. Even for moderately dense networks, a cluster-based method does not provide a reasonable solution, since it either induces a large bias by ignoring inter-cluster edges and/or suffers from the loss of power by considering a small sample consisting of nearly perfect clusters. In this paper, we propose a complementary approach under the following assumption.

Assumption 1. The producer-side experience of member i depends on the treatment condition $T_E^{(r)}$ only through a weighted total exposure $Z_i(T_E^{(r)}) = \sum_{j \in Ch(i)} \alpha_{ij} p_{ij}^{(r)}$ for some constants α_{ij} 's representing the strength of the relationship between producer i and consumer j (see Figure 2). We further assume that α_{ij} 's do not depend on the treatment condition $T_E^{(r)}$.

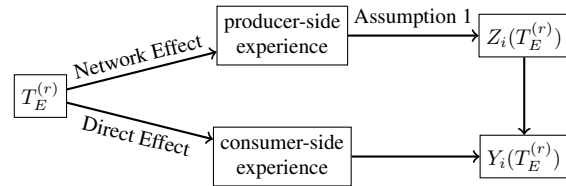


Figure 2. A graphical representation of the problem setup and our main assumption.

In the content marketplace setup, Assumption 1 corresponds to the situation where the producer-side experience of member i depends only on an aggregated feedback to member i 's content. Note that as the potential number of consumers for member i 's content increases, it becomes more likely that the total feedback determines the producer-side experience. Thus, Assumption 1 becomes more reasonable, as the density of the network increases.

In Section 4, we construct an experiment T_E^* where we exactly match p_{ki}^* with $p_{ki}^{(r)}$ for all $i \in \Omega_r$ and $k \in Pa(i)$ (as in the classical A/B testing design), and attempt to match

$Z_i(T_E^*)$ with $Z_i(T_E^{(r)})$ as much as possible by solving a joint optimization problem for all $i \in \Omega_r$ and $r \in [m]$ (where $[m] = 0, \dots, m$). Additionally, we provide an explicit risk control technique for designing T_E^* , thus minimizing potential negative impact. In practice, it is reasonable to assume that α_{ij} 's are unknown or approximately known. In Section 5, we show the robustness of our estimator under the violation of the assumption that α_{ij} 's are known. Finally, we propose an importance sampling based adjustment to correct for experimental bias and describe the OASIS estimator.

4. Design of Experiment

We present our design in Algorithm 1 and an example in Figure 3. Let Ω_r , Λ_r , and C' be disjoint subsets of Ω (as in Algorithm 1), and let $\Omega' = \cup_{r=0}^m \Omega_r$ and $\Lambda' = \cup_{r=0}^m \Lambda_r$. The three disjoint subsets represent the following:

1. Ω_r : This is the population which will be used to measure $Y(T_E^{(r)})$. $|\Omega_r|$ determines the statistical power of the measurement. We allocate the exact consumer-side experience for each member $i \in \Omega_r$. The producer side experience is approximately matched by an optimization formulation (see below).
2. Λ_r : This is a shadow population for which we also allocate the exact consumer-side experience. As shown in Figure 2, since Ω_r matches both the consumer-side and producer-side experience while Λ_r matches only the consumer side experience, we can compare Ω_r and Λ_r to detect the presence of network effect.
3. C' : Members whose incoming edges from Ω' are assigned weights to match the producer experience for members in Ω' . The size of the sets Ω' , Λ' and C' determine the total risk of the experiment.

In order to achieve the above objectives, we assign edges in the following manner:

- (i) $p_{ij}^{(r)}$ to all incoming edges to members in $\Omega_r \cup \Lambda_r$, thereby exactly matching their consumer side experience.
- (ii) a new treatment p_{ij}^* to all incoming edges to members in C' , to approximately match the producer side experience of members in Ω' , and
- (iii) p_{ij}^{base} to all incoming edges to members not in $\Omega_r \cup \Lambda_r \cup C'$, to control the overall risk of the experiment.

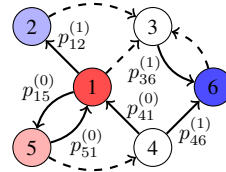
We solve an optimization problem to define the new treatment p_{ij}^* for all edges from Ω' to C' and line (6) of Algorithm 1 defines p_{ij}^* of all other incoming edges to C' such that $\sum_{i \in Pa(j)} p_{ij}^* = 1$ for all $j \in C'$. The selection probability q in Algorithm 1 controls the number of members $|C'|$ that are receiving the new treatment.

The sets Λ_r will also be used in the importance sampling

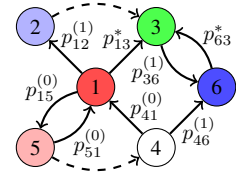
Algorithm 1 Optimal Allocation Strategy (OAS)

- 1: Randomly select disjoint subsets $\Omega_0, \Omega_1, \dots, \Omega_m$ of Ω and define $\Omega' = \cup_{r=0}^m \Omega_r$;
- 2: Randomly select disjoint subsets $\Lambda_0, \Lambda_1, \dots, \Lambda_m$ of $\Omega \setminus \Omega'$ and define $\Lambda' = \cup_{r=0}^m \Lambda_r$;
- 3: Set $p_{ij}^* = p_{ij}^{(r)}$ for all $j \in \Omega_r \cup \Lambda_r$, $r = 0, \dots, m$, $i \in Pa(j)$;
- 4: Construct a subset of children C' by selecting each member in $\cup_{i \in \Omega'} Ch(i) \setminus (\Omega' \cup \Lambda')$ with probability q ;
- 5: Obtain $\{p_{ij}^* : j \in C', i \in Pa(j) \cap \Omega'\}$ by solving the optimization problem given in (2);
- 6: Set $p_{ij}^* = p_{ij}^{base} \times \frac{1 - \sum_{k \in Pa(j) \cap \Omega'} p_{kj}^*}{1 - \sum_{k \in Pa(j) \cap \Omega'} p_{kj}^{base}}$ for $j \in C'$ and $i \in Pa(j) \setminus \Omega'$;
- 7: For all other $(i, j) \in E$, set $p_{ij}^* = p_{ij}^{base}$;

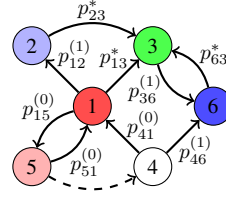
step described in Section 5. Thus, the existence of Λ_r increases the accuracy of our final estimator without increasing the time complexity of the optimization problem. Further, as mentioned above, Ω_r and Λ_r can be compared to detect the presence of the network effect in a real-world experiment.



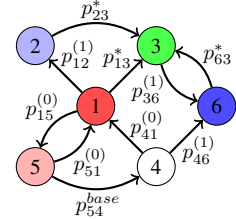
(a) Steps 1-3 of Algorithm 1



(b) Steps 4-5 of Algorithm 1



(c) Steps 6 of Algorithm 1



(d) Steps 7 of Algorithm 1

Figure 3. An example of our experimental design for $m = 1$ on the same graph as in Figure 1, where we choose $\Omega_0 = \{1\}$, $\Omega_1 = \{6\}$, $\Lambda_0 = \{5\}$, $\Lambda_1 = \{2\}$ and $C' = \{3\}$. We assigned the color red or blue to a node j with consumer-side experience $\{p_{ij}^{(0)} : i \in Pa(j)\}$ or $\{p_{ij}^{(1)} : i \in Pa(j)\}$ respectively. In (b) we assume $\alpha_{ij} = 1$ for all $(i, j) \in E$ and obtain $\{p_{13}^*, p_{63}^*\}$ by minimizing $(p_{12}^{(0)} + p_{13}^{(0)} - p_{12}^{(1)} - p_{13}^{(1)})^2 + (p_{63}^{(0)} - p_{63}^{(1)})^2$. Next, we assign $p_{23}^* = p_{23}^{base} \times \frac{1 - (p_{13}^* + p_{63}^*)}{1 - (p_{13}^{base} + p_{63}^{base})}$ in (c). Finally, we assign p_{54}^{base} to the edge $5 \rightarrow 4$ in (d).

Optimization Problem: Let $E^* \subseteq E$ be the set of all edges from Ω' to C' . Our goal is to obtain $\{p_{ij}^* : (i, j) \in E^*\}$ such that $J(E^*) = \sum_{r=0}^m \sum_{i \in \Omega_r} (Z_i(T_E^{(r)}) - Z_i(T_E^*))^2$ is

minimized. Recall that

$$Z_i(T_E^{(r)}) = \sum_{j \in Ch(i)} \alpha_{ij} p_{ij}^{(r)}.$$

By Algorithm 1, we first assign all edge weights that won't be determined by the optimization. This includes assigning $p_{ij}^{(s)}$ to all edges $E_{i,s}$ from i to members in $\Omega_s \cup \Lambda_s$ and assign p_{ij}^{base} to all edges $E_{i,base}$ from i to members not in $\Omega_s \cup \Lambda_s \cup C'$. To capture this already assigned exposure of a member $i \in \Omega'$, we define

$$Z'_i(T_E^*) = \sum_{s=0}^m \sum_{(i,j) \in E_{i,s}} \alpha_{ij} p_{ij}^{(s)} + \sum_{(i,j) \in E_{i,base}} \alpha_{ij} p_{ij}^{base}.$$

Next, we denote the set of all edges from i to C' by $E_{i,C'}$. All outgoing edges from i is the union of $\{E_{i,s} : s = 0, \dots, m\}$, $E_{i,base}$ and $E_{i,C'}$ and we adjust the exposure level corresponding to $E_{i,C'}$ to minimize $(Z_i(T_E^{(r)}) - Z_i(T_E^*))^2$ simultaneously for all $i \in \Omega_r$, $r \in [m]$. Also, note that $\cup_{i \in \Omega'} E_{i,C'} = E^*$.

Therefore, we find $\{p_{ij}^* : (i,j) \in E^*\}$ by minimizing

$$J(E^*) = \sum_{r=0}^m \sum_{i \in \Omega_r} (Z_i(T_E^{(r)}) - Z'_i(T_E^*) - \sum_{(i,j) \in E_{i,C'}} \alpha_{ij} p_{ij}^*)^2.$$

under some constraints controlling the risk of overexposure or underexposure of parents of $j \in C'$. We choose $0 \leq R_{\min} \leq 1 \leq R_{\max}$ and $0 \leq S_{\min} \leq 1 \leq S_{\max}$ to control the changes in $\{p_{ij}^{base} : (i,j) \in E^*\}$ and $\{p_{ij}^* : j \in C', (i,j) \in E \setminus E^*\}$ respectively by defining $\{p_{ij}^* : (i,j) \in E^*\}$ as a solution of the following quadratic optimization problem with linear constraints:

$$\begin{aligned} & \underset{p_{ij}}{\text{Minimize}} && J(E^*) \\ & \text{such that} && p_{ij}^{base} R_{\min} \leq p_{ij} \leq p_{ij}^{base} R_{\max}, \\ & && S_{\min} \leq \frac{1 - \sum_{i \in Pa(j) \cap \Omega'} p_{ij}}{1 - \sum_{i \in Pa(j) \cap \Omega'} p_{ij}^{base}} \leq S_{\max}, \\ & && 0 \leq \sum_{i \in Pa(j) \cap \Omega'} p_{ij} \leq 1. \end{aligned} \quad (2)$$

Note that the last two constraints can be combined as

$$\ell_j \leq \sum_{i \in Pa(j) \cap \Omega'} p_{ij} \leq u_j$$

for $\ell_j = \max\{0, 1 - S_{\max}(1 - \sum_{i \in Pa(j) \cap \Omega'} p_{ij}^{base})\}$ and $u_j = \min\{1, 1 - S_{\min}(1 - \sum_{i \in Pa(j) \cap \Omega'} p_{ij}^{base})\}$.

The quadratic programming (QP) defined in (2) does not scale well with the number of edges $n := |\{(i,j) : i \in \Omega', j \in Ch(i) \cap C'\}|$. Even in moderately sized experiments in social network graphs, we can expect n to range in billions, making it almost impossible to solve the QP. We propose an iterative approximation approach in the supplementary material for solving (2). The main idea is to iterate

over K overlapping sub-problems of roughly equal size n_{sub} , where each sub-problem respects the constraints of the full optimization and the solution of each sub-problem can improve the potential solution obtained in the previous step. By following this strategy, we achieve an $\mathcal{O}(K \times n_{sub}^3)$ time complexity, which is much better than the $\mathcal{O}(n^3)$ time complexity of (2) when $K^{1/3} \times n_{sub} \ll n$. We use the Operator Splitting method to solve each QP (Banjac et al., 2017a;b; Stellato et al., 2017).

5. Theoretical Analysis

In this section, we theoretically demonstrate the robustness of our estimator under the violation of the assumption that the α_{ij} 's are known. Furthermore, we relax the assumption that the producer-side experience of member i is a linear function of $\{p_{ij}^{(r)} : j \in Ch(i)\}$ and we derive an unbiased estimator of τ_r via importance sampling.

Robustness: Let i be a randomly chosen member in Ω and let $\{p_{ki}^{(r)} : k \in Pa(i)\}$ and $\{\alpha_{ij}, p_{ij}^{(r)} : j \in Ch(i)\}$ be well-defined random variables. Consider a treatment condition T_E^* such that $p_{ki}^* = p_{ki}^{(r)}$ almost surely for all $k \in Pa(i)$. Further, suppose p_{ij}^* 's are random variable satisfying

$$\sum_{j \in Ch(i)} \beta_{ij} p_{ij}^* = \sum_{j \in Ch(i)} \beta_{ij} p_{ij}^{(r)} \text{ almost surely,}$$

for some β_{ij} 's. Note that if $\{\beta_{ij} : j \in Ch(i)\} = \{\alpha_{ij} : j \in Ch(i)\}$, then under Assumption 1, $\mathbb{E}[Y_i(T_E^*)] = \mathbb{E}[Y_i(T_E^{(r)})]$. We can also show that same holds under much less strict condition than the equality of β_{ij} 's and α_{ij} 's. This implies that we can work with partially known α_{ij} 's or assume them to be equal to one without inducing any bias, as long as certain assumptions of independence are satisfied. For the formal result and proof, please see the supplementary materials.

Importance Sampling Adjustment: We have assumed that the producer-side experience of member i is given by $Z_i(T_E^{(r)}) = \sum_{j \in Ch(i)} \alpha_{ij} p_{ij}^{(r)}$. We relax that as follows:

Assumption 2. *The producer-side experience of member i depends on the treatment condition $T_E^{(r)}$ only through a weighted total exposure $Z_i(T_E^{(r)}) = \sum_{j \in Ch(i)} Z_{ij}(T_E^{(r)})$ for some observable i.i.d. random variables Z_{ij} 's, for any treatment $T_E^{(r)}$. Furthermore, we assume that $Z_i(T_E^{(r)})$ and $\{p_{ki}^{(r)} : k \in Pa(i)\}$ are independently distributed.*

We note that Assumption 1 can be viewed as special case of the first part of Assumption 2, but we also note that the existence of an intermediate variable or mediator $Z_i(T_E^{(r)})$ need not be unique. For example, in the content marketplace setup, $Z_{ij}(T_E^{(r)})$ can be $p_{ij}^{(r)}$ (i.e. Assumption 1 with α_{ij} 's equal 1), as well as $Z_{ij}(T_E^{(r)})$ can be a more downstream

variable representing the feedback of member j on the content of member i . In the latter case, the second part of Assumption 2 corresponds to the assumption that the feedback on member i 's content is independent of the contents shown to member i .

Theorem 1. Let f_r denote the density of $Z_i(T_E^{(r)})$, and let f_r^* denote the density of $Z_i(T_E^*)$ conditionally on $i \in \Omega_r$, where T_E^* is the output of Algorithm 1. We define

$$\hat{\tau}_r = \frac{1}{|\Omega_r|} \sum_{i \in \Omega_r} Y_i(T_E^*) \frac{f_r(Z_i(T_E^*))}{f_r^*(Z_i(T_E^*))}.$$

Then under Assumption 2, we have $\mathbb{E}[\hat{\tau}_r] = \tau_r, \forall r \in [m]$.

Note that the correctness of Theorem 1 does not rely on Assumption 1 and the experimental design. However, from a practical standpoint, if we (approximately) know the dependency of $Z_i(T_E)$, we should use it to do the matching while designing the experiment. It is crucial for reducing the variance of the importance sampling weights as well as the corresponding estimator.

Density Estimation: The densities f_r^* and f_r introduced in Theorem 1 are unknown and we need to estimate them from the data. Since we observe $\{Z_i(T_E^*) : i \in \Omega_r\}$, any parametric or non-parametric density estimation method can be applied for estimating f_r^* . For estimating f_r , we make the following additional assumptions:

Assumption 3. Assume that $f_r(z) \propto f_r^*((\sigma_r^*(z + \mu_r^*) - \mu_r)/\sigma_r)$ for all $r \in [m]$, where $\mu_r = \mathbb{E}[Z_i(T_E^{(r)})]$, $\mu_r^* = \mathbb{E}[Z_i(T_E^*)]$, $\sigma_r^2 = \text{Var}[Z_i(T_E^{(r)})]$ and $\sigma_r^{*2} = \text{Var}[Z_i(T_E^*)]$.

Assumption 3 states that the functional form of the densities of $Z_i(T_E^*)$ and $Z_i(T_E^{(r)})$ are identical, except for the mean and the variance. This allows us to obtain an estimate of f_r by adjusting the mean and the variance of an estimated f_r^* . Using assumption 3 and the experimental design given in Algorithm 1 we can estimate the moments of $Z_i(T_E^{(r)})$ from the data $\{Z_{ij}(T_E^{(r)}) : i \in \Omega_r, j \in Ch(i) \cap (\Omega_r \cup \Lambda_r)\}$. For the details, please see the supplementary materials.

OASIS: We conclude this section by gluing all the pieces together in Algorithm 2, called Optimal Allocation Strategy and Importance Sampling Adjustment (OASIS).

For estimating the variances of $\hat{\tau}_0, \dots, \hat{\tau}_m$, we apply the bootstrap method (Efron, 1979) as follows. We draw B random samples with replacement $\{\Omega'^{(1)}, \dots, \Omega'^{(B)}\}$ of size $|\Omega'|$ from Ω' . For each $t \in \{1, \dots, B\}$ and $r = 0, \dots, m$, we obtain $\Omega_r^{(t)}$ by selecting all elements of $\Omega'^{(t)}$ that are in Ω_r . Then we obtain $\hat{\tau}_r^{(t)}$ by applying the density estimation and the estimate computation of Algorithm 2 with $\Omega_r^{(t)}$ instead of Ω_r . Finally, we obtain the bootstrap variance $\hat{\sigma}^2(T_E^{(r)})$ by computing the sample variance of $\hat{\tau}_r^{(1)}, \dots, \hat{\tau}_r^{(B)}$. Under certain assumptions, an asymptoti-

Algorithm 2 OASIS

- 1: Obtain T_E^* by applying Algorithm 1;
- 2: Run experiment T_E^* to collect data;
- 3: Obtain estimated densities \hat{f}_r^* and \hat{f}_r of $\{Z_i(T_E^*) : i \in \Omega_r\}$ and $\{Z_i(T_E^{(r)}) : i \in \Omega_r\}$ using the aforementioned technique, for $r = 0, \dots, m$;
- 4: Obtain $\hat{\tau}_r = \frac{1}{|\Omega_r|} \sum_{i \in \Omega_r} Y_i(T_E^*) \frac{\hat{f}_r(Z_i(T_E^*))}{\hat{f}_r^*(Z_i(T_E^*))}$ for $r = 0, \dots, m$;
- 5: Return $\hat{\tau}_1 - \hat{\tau}_0, \dots, \hat{\tau}_m - \hat{\tau}_0$.

cally correct $(1 - \alpha)100\%$ confidence interval for τ_r is given by $\hat{\tau}_r \pm \Phi^{-1}(1 - \alpha/2) \times \hat{\sigma}_r$, where Φ is the CDF of the standard normal distribution. The result follows from the consistency of density estimation, the central limit theorem and the consistency of the bootstrap variance estimator.

6. Experiments

Here, we verify the robustness of our method under moderate violations of Assumption 1. Furthermore, we compare OASIS with an oracle cluster-based method that uses a given set of clusters for applying full treatments to all members in a randomly chosen cluster. In this way, we do not need to rely on the performance of a graph clustering technique for comparing OASIS to a cluster-based method. We also apply our technique to the LinkedIn graph. LinkedIn is the world's largest professional network with 675M+ members.

Simulation Study: For our simulation, we want a graph composed of a set of pre-determined clusters with significantly high intra-cluster connectivity, and sparse inter-cluster connectivity. To that end, we first obtain an undirected graph $\mathcal{G}_{BA}^{undir} = (\Omega, E_{BA}^{undir})$ by combining 10 randomly generated graphs with 5000 vertices and average degree equals \bar{d}_{BA} , where each graph is generated according to the Barabasi-Albert model (Barabási & Albert, 1999) with the power of the preferential attachment equals 0.25. Then we generate an Erdős-Rényi graph (Erdős & Rényi, 1959) $\mathcal{G}_{ER}^{undir} = (\Omega, E_{ER}^{undir})$ with 50000 vertices and average degree equals \bar{d}_{ER} , where all pairs of nodes have an equal probability of being connected. We obtain $\mathcal{G}^{undir} = (\Omega, E_{BA}^{undir} \cup E_{ER}^{undir})$. Finally, we transform \mathcal{G}^{undir} to a directed graph \mathcal{G} by replacing each undirected edge $i - j$ by two directed edges $i \rightarrow j$ and $j \rightarrow i$. Note that the average degree (of the incoming edges) in \mathcal{G} is given by

$$\bar{d}_{\mathcal{G}} := \frac{1}{|\Omega|} \sum_{i \in \Omega} |Pa(i)| = \bar{d}_{BA} + \bar{d}_{ER}.$$

We take advantage of the presence of these disjoint connected components in \mathcal{G}_{BA} to define the oracle cluster-based method via the following experimental design.

$$p_{ij}^* := \begin{cases} p_{ij}^{(r)} & \text{if } i \in Pa(j), j \in \mathcal{H}_r, r = 0, 1 \\ p_{ij}^{base} & \text{if } i \in Pa(j), j \in \Omega \setminus (\mathcal{H}_0 \cup \mathcal{H}_1). \end{cases}$$

where \mathcal{H}_0 and \mathcal{H}_1 are randomly chosen disjoint connected components of \mathcal{G}_{BA} . We call this method the oracle cluster-based method as the clusters are defined based on the graph construction knowledge. **Note that the performance of this cluster-based method is expected to deteriorate as the level of impurity \bar{d}_{ER}/\bar{d}_G increases.** We choose the following three settings:

d_{BA}	d_{ER}	\bar{d}_G	\bar{d}_{ER}/\bar{d}_G	Sparsity	Impurity
20	1	21	1/20	High	Low
50	5	55	1/10	Medium	Medium
80	40	120	1/3	Low	High

Table 1. Simulation Settings.

Next, we describe the data generation mechanism. For each directed edge (i, j) in \mathcal{G} , we independently generate U_{ij} and V_{ij} from $Uniform[10, 100]$ and $Uniform[1, 2]$ respectively. We define $\alpha_{ij} = U_{ij}/d_j$ and $p_{ij}^{base} = V_{ij}/\sum_{i \in Pa(j)} V_{ij}$, where $d_j = |Pa(j)|$ denotes the degree of node j . We define $T_E^{(0)} = \{p_{ij}^{(0)} : (i, j) \in E\}$ and $T_E^{(1)} = \{p_{ij}^{(1)} : (i, j) \in E\}$ where

$$p_{ij}^{(0)} = p_{ij}^{base} \text{ and } p_{ij}^{(1)} \propto p_{ij}^{base} \times \left(\frac{\alpha_{ij}}{\log(1 + d_i d_j)} \right)^{1/2}.$$

Finally, we define

$$W_i^{(r)} = \frac{1}{d_i} \sum_{k \in Pa(i)} \alpha_{ki} p_{ki}^{(r)},$$

$$Z_i^{(r)}(\delta) = \sum_{j \in Ch(i)} Z_{ij}^{(r)}(\delta) = \sum_{j \in Ch(i)} \alpha_{ij} (p_{ij}^{(r)})^\delta \text{ and}$$

$$Y_i(T_E^{(r)}, \delta) = g(W_i^{(r)} + Z_i^{(r)}(\delta)(1 + W_i^{(r)})) + \epsilon_i$$

where $g(x) = 10/(1 + \exp(-x/10))$ and $\epsilon_i \stackrel{i.i.d}{\sim} N(0, 1)$.

Note that the strength of the network effect $Z_i^{(r)}(\delta)$ decreases as δ increases. Note that Assumption 1 is satisfied if and only if $\delta = 1$ and α_{ij} 's are known. To verify robustness of our method, we choose $\delta \in \{1/4, 1/2, 1\}$ and we choose $\alpha_{ij} = 1$ for constructing T_E^* using Algorithm 1. To match with sample size of the cluster-based method, we choose $|\Omega_0| = |\Omega_1| = 0.1 \times |\Omega|$. Furthermore, we choose $|\Lambda_0| = |\Lambda_1| = 0.1 \times |\Omega|$. For choosing C' in Algorithm 1, we set $q = 0.5$. For setting the optimization constraints, we choose $R_{\min} = 0$, $R_{\max} = 10$, $S_{\min} = 0.2$, $S_{\max} = 5$. For running the iterative QP, we set $K = 1000$ and $maxIter = 10$.

We use OASIS (Algorithm 2) with the self-normalized importance sampling $\sum_{w_i} \frac{1}{w_i} \sum Y_i w_i$, as it is known to have a more stable behavior in practice. Furthermore, we apply the bootstrap method (see Section 5) with the number of samples $B = 1000$ for computing a 95% confidence interval for the OASIS estimator as well as for the cluster-based estimator.

δ	\bar{d}_G	τ_1	τ_0	$\tau_1 - \tau_0$	OASIS	CB
1/4	21	9.853	9.811	0.042	0.958	0.974
1/4	55	9.795	9.731	0.064	0.950	0.948
1/4	120	9.698	9.609	0.089	0.956	0.914
1/2	21	9.265	9.100	0.165	0.968	0.976
1/2	55	8.552	8.319	0.233	0.950	0.946
1/2	120	7.778	7.545	0.234	0.938	0.592
1	21	7.026	6.764	0.262	0.928	0.946
1	55	5.974	5.836	0.137	0.954	0.938
1	120	5.579	5.501	0.078	0.932	0.880

Table 2. Empirical coverage probability for 95% confidence intervals for estimating $\tau_1 - \tau_0$ using OASIS and the cluster-based (CB) method, computed based on $n = 500$ experiments for each setting. Higher coverage corresponds to higher accuracy in measurement.

To verify the reliability of these confidence intervals, we compute the empirical coverage probabilities (see Table 2) defined as the proportion of times $\tau_1 - \tau_0$ lies in the corresponding 95% confidence interval. Ideally, the empirical coverage probability should match 0.95, a lower value would indicate a higher Type-1 error and a higher value would indicate a higher Type-2 error. Furthermore, we compare the errors of estimating $\tau_1 - \tau_0$ with the OASIS and the cluster-based estimators in Figure 4. We observe two important patterns:

1. The performance of the cluster-based method deteriorates as we move from a sparse and low impurity setting to a dense and high impurity setting, while the performance of OASIS remains the same or gets better as the density of the network increases.
2. Performance is better, and the difference between OASIS and the cluster-based method is higher when the treatment effect is larger (e.g., the middle set of experiments, where $\tau_1 - \tau_0$ is large).

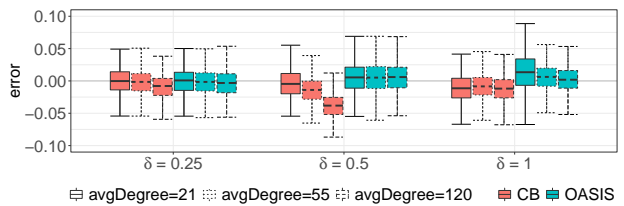


Figure 4. Box-plots of the estimation errors under different settings corresponding to $\delta \in \{1/4, 1/2, 1\}$ and $\text{avgDegree} = \bar{d}_G \in \{21, 55, 120\}$ (see Table 1), based on 500 repeats.

Real World Experiments: We demonstrate an application of our method on the LinkedIn newsfeed. Social media platforms bring together producers and consumers in a content marketplace through recommender systems like newsfeed. A content recommender system is often optimized for content consumers' experience. However, there has been a growing interest in developing recommender systems that additionally enhance content producers' experience (Tu et al., 2019). It is easy to see that the classical A/B testing

framework won't be able to capture the enhancement in the producers' experience.

We apply OASIS for A/B testing a new recommender system $M^{(1)}$ and a baseline model $M^{(0)}$. To this end, we consider a directed network $\mathcal{G} = (\Omega, E)$ of all LinkedIn members (675+ million) with edges $i \rightarrow j$ if at least one content of member i is considered by the baseline recommender system to be shown to member j in the last 7 days. First, we randomly choose five disjoint sets subsets $\Omega_0, \Omega_1, \Lambda_0, \Lambda_1, \Gamma$ such that $|\Omega_0| = |\Omega_1| = 0.03 \times |\Omega|$ and $|\Lambda_0| = |\Lambda_1| = 0.04 \times |\Omega|$ and $|\Gamma| = 0.06 \times |\Omega|$. Next, we choose $C' = \Gamma \cap (\cup_{i \in \Omega_0 \cup \Omega_1} Ch(i))$. The reason for choosing C' in a slightly different manner is to make C' well-defined even if the underlying network is dynamic over the experiment time window.

To estimate the $p_{ij}^{(0)}$ and $p_{ij}^{(1)}$ values, we ran a preliminary experiment for one week where we assigned $M^{(0)}$ and $M^{(1)}$ to members in $\Omega_0 \cup \Lambda_0 \cup \Gamma$ and $\Omega_1 \cup \Lambda_1$ respectively. The assignment of $M^{(r)}$ to member i means that the LinkedIn newsfeed of member i generated by $M^{(r)}$ as follows. An item-generator model creates a list of items for each member i , then each *item* in the list receives a score $M^{(r)}(item, i)$, and finally the items are shown to member i ranked by their scores.

Let's denote the sum of the scores of all items of producer k that are shown to member i by $S^{(r)}(k, i)$. Then,

$$p_{ij}^{(r)} := \frac{S^{(r)}(i, j)}{\sum_{k \in Pa(j)} S^{(r)}(k, j)}.$$

Furthermore, we define

$$Z_i(T_E^{(r)}) := \frac{|\Omega|}{|\Omega_r \cup \Lambda_r|} \sum_{j \in Ch(i) \cap (\Omega_r \cup \Lambda_r)} p_{ij}^{(r)} \text{ for } r = 0, 1.$$

Finally, we assume $\alpha_{ij} = 1$ and we obtain $\{p_{ij}^* : (i, j) \in E^*\}$ by minimizing $J(E^*)$ defined in Section 4, where E^* is the set of all edges from Ω' to C' .

We started running the main experiment by modifying the scores generated by $M^{(0)}$ with a multiplicative boost factors b_{ij} 's such that

$$\frac{b_{ij} S^{(0)}(i, j)}{\sum_{k \in Pa(j)} b_{kj} S^{(0)}(k, j)} = p_{ij}^*, \quad (3)$$

for all incoming edges to members in C' . It follows from a straightforward calculation that the following definition of b_{ij} 's for $j \in C'$ will satisfy (3):

$$b_{ij} := \begin{cases} \frac{p_{ij}^* (1 - \sum_{k \in \Omega' \cap Pa(j)} p_{kj}^{(0)})}{p_{ij}^{(0)} (1 - \sum_{k \in \Omega' \cap Pa(j)} p_{kj}^*)} & \text{if } i \in Pa(i) \cap \Omega' \\ 1 & \text{if } i \in Pa(i) \setminus \Omega'. \end{cases}$$

We ran the main experiment for three weeks while updating p_{ij}^* 's and b_{ij} 's periodically (twice a week) to incorporate

the dynamic nature of the underlying network. Using the data collected from the main experiment, we compute the OASIS estimates for a number of metrics that are expected to be impacted by the producer side experience of a member. The following table summarizes the results for the following metrics:

- (i) Daily Unique Contributors (m_1): Number of unique members in a day who contribute on (i.e., either like, comment or share) items on the newsfeed.
- (ii) Members in Active Community (m_2): Number of members who contribute to or receive contributions from at least 5 members.
- (iii) Feed Interaction received Uniques (m_3): Number of unique members who receive at least one contribution.

Metric	m_1	m_2	m_3
Effect Size	+0.52%	+1.14%	+1.34%
p-value	0.041	0.016	0.001

Table 3. Treatment effects and p-values.

Note that Table 3 compares the responses of members in Ω_1 with the members in Ω_0 . A similar comparison for Λ_1 with the members in Λ_0 turns out to be statistically insignificant for these metrics, indicating the presence of network effect.

7. Discussion

We have presented a two-step method, called OASIS, for estimating the average treatment effect for a class of continuous treatments in networks with interference. First, we design an experiment by optimally allocating a "modified" treatment exposure to a set of randomly selected consumer-producer pairs by solving a large-scale quadratic program. Secondly, we apply an importance sampling correction for estimating the average treatment effect, which corrects for the design bias induced by the violations of assumptions and/or the restrictions applied for risk control.

The OASIS estimator relies on a key assumption (and we make refinements of that assumption to prove some robustness results). We demonstrate its robustness with a simulation study and further validate its usefulness with a real-world experiment on a large network where we also demonstrate how OASIS can be easily modified for handling dynamic networks.

OASIS provides a number of interpretable, tuning knobs for controlling the risk of the experiment as compared to cluster-based methods. Another crucial advantage of the OASIS estimator is that it tends to perform better for dense networks, while the cluster-based method would have an advantage over OASIS for sparse networks that can be easily decomposed into clusters. An interesting future work could be to combine a cluster-based approach with OASIS in order to gain additional robustness and efficiency.

References

- Arellano, M. and Bover, O. Another look at the instrumental variable estimation of error-components models. *Journal of Econometrics*, 68:29–51, 1995.
- Armitage, P., Berry, G., and Matthews, J. N. S. *Statistical Methods in Medical Research*. Blackwell Science Ltd, 2001.
- Aronow, P. M. and Samii, C. Estimating average causal effects under general interference, with application to a social network experiment. *The Annals of Applied Statistics*, 11:1912–1947, 2017.
- Backstrom, L. and Kleinberg, J. Network bucket testing. In *Proceedings of the 20th International Conference on World Wide Web*, pp. 615–624. ACM, 2011.
- Banjac, G., Goulart, P., Stellato, B., and Boyd, S. Infeasibility detection in the alternating direction method of multipliers for convex optimization. 2017a.
- Banjac, G., Stellato, B., Moehle, N., Goulart, P., Bemporad, A., and Boyd, S. Embedded code generation using the OSQP solver. In *IEEE Conference on Decision and Control (CDC)*, 2017b.
- Barabási, A.-L. and Albert, R. Emergence of scaling in random networks. *Science*, 286:509–512, 1999.
- Cragg, J. G. and Donald, S. G. Testing identifiability and specification in instrumental variable models. *Econometric Theory*, 9: 222–240, 1993.
- Eckles, D., Karrer, B., and Ugander, J. Design and analysis of experiments in networks: Reducing bias from interference. *Journal of Causal Inference*, 5(1), 2017.
- Efron, B. Bootstrap methods: Another look at the jackknife. *The Annals of Statistics*, 7:1–26, 1979.
- Erdős, P. and Rényi, A. On random graphs I. *Publicationes Mathematicae*, 6:290–297, 1959.
- Gui, H., Xu, Y., Bhasin, A., and Han, J. Network A/B testing: From sampling to estimation. In *Proceedings of the 24th International Conference on World Wide Web*, pp. 399–409, 2015.
- Hernán, M. A. and Robins, J. M. Estimating causal effects from epidemiological data. *Journal of Epidemiology & Community Health*, 60(7):578–586, 2006.
- Hudgens, M. G. and Halloran, M. E. Toward causal inference with interference. *Journal of the American Statistical Association*, 103(482):832–842, 2008.
- Katzir, L., Liberty, E., and Somekh, O. Framework and algorithms for network bucket testing. In *Proceedings of the 21st International Conference on World Wide Web*, pp. 1029–1036, 2012.
- Kohavi, R., Deng, A., Frasca, B., Walker, T., Xu, Y., and Pohlmann, N. Online controlled experiments at large scale. In *Proceedings of the 19th ACM SIGKDD International Conference on Knowledge Discovery and Data Mining*, pp. 1168–1176. ACM, 2013.
- Kohavi, R., Deng, A., Longbotham, R., and Xu, Y. Seven rules of thumb for web site experimenters. In *Proceedings of the 20th ACM SIGKDD International Conference on Knowledge Discovery and Data Mining*, pp. 1857–1866. ACM, 2014.
- MacKinnon, D. P., Lockwood, C. M., Hoffman, J. M., West, S. G., and Sheets, V. A comparison of methods to test mediation and other intervening variable effects. *Psychological Methods*, 7: 83–104, 2002.
- Rubin, D. B. Estimating causal effects of treatments in randomized and nonrandomized studies. *Journal of Educational Psychology*, 66:688–701, 1974.
- Saint-Jacques, G., Varshney, M., Simpson, J., and Xu, Y. Using ego-clusters to measure network effects at LinkedIn. arXiv: 1903.08755, 2019.
- Stellato, B., Banjac, G., Goulart, P., Bemporad, A., and Boyd, S. OSQP: An operator splitting solver for quadratic programs. *ArXiv e-prints*, 2017. arXiv: 1711.08013.
- Tang, D., Agarwal, A., O’Brien, D., and Meyer, M. Overlapping experiment infrastructure: More, better, faster experimentation. In *Proceedings of the 16th ACM SIGKDD International Conference on Knowledge Discovery and Data Mining*, pp. 17–26, 2010.
- Toulis, P. and Kao, E. Estimation of causal peer influence effects. In *International Conference on Machine Learning*, pp. 1489–1497, 2013.
- Tu, Y., Lo, C., Yuan, Y., and Chatterjee, S. Feedback shaping: A modeling approach to nurture content creation. In *Proceedings of the 25th ACM SIGKDD International Conference on Knowledge Discovery and Data Mining*, pp. 2241–2250, 2019.
- Ugander, J., Karrer, B., Backstrom, L., and Kleinberg, J. Graph cluster randomization: Network exposure to multiple universes. In *Proceedings of the 19th ACM SIGKDD International Conference on Knowledge Discovery and Data Mining*, pp. 329–337, 2013.
- Xu, Y., Chen, N., Fernandez, A., Sinno, O., and Bhasin, A. From infrastructure to culture: A/b testing challenges in large scale social networks. In *Proceedings of the 21th ACM SIGKDD International Conference on Knowledge Discovery and Data Mining*, pp. 2227–2236, 2015.

8. Appendix

8.1. Scaling the Optimization

We split the set of consumers C' into disjoint sets \mathcal{S}_k of roughly equal sizes, such that $C' = \cup_{k=1}^K \mathcal{S}_k$. Since this induces a natural partition in the constraint space of (2), it is easy to see that any candidate solution $\{p_{ij}^{old} : (i, j) \in E^*\}$ of (2) can be improved by updating $\{p_{ij}^{old} : (i, j) \in E^*, j \in \mathcal{S}_k\}$ with the solution of the following optimization problem for all $k \in \{1, \dots, K\}$. For $i \in \Omega_r$ let

$$\Delta_{ik,r} := Z_i(T_E^{(r)}) - Z'_i(T_E^*) - \sum_{(i,j) \in E_{i,C'}, j \notin \mathcal{S}_k} \alpha_{ij} p_{ij}^{old}.$$

Minimize

$$\sum_{r=0}^m \sum_{i \in \Omega_r \cap (\cup_{j \in \mathcal{S}_k} Pa(j))} \left(\Delta_{ik,r} - \sum_{(i,j) \in E_{i,C'}, j \in \mathcal{S}_k} \alpha_{ij} p_{ij} \right)^2$$

such that

$$R_{\min} \times p_{ij}^{base} \leq p_{ij} \leq R_{\max} \times p_{ij}^{base},$$

$$S_{\min} \leq \frac{1 - \sum_{i \in Pa(j) \cap \Omega'} p_{ij}}{1 - \sum_{i \in Pa(j) \cap \Omega'} p_{ij}^{base}} \leq S_{\max}, \text{ and}$$

$$0 \leq \sum_{i \in Pa(j) \cap \Omega'} p_{ij} \leq 1. \quad (4)$$

Note that (4) and (2) have the same set of constraints for each $j \in \mathcal{S}_k$.

Algorithm 3 Solving for Optimal p_{ij}

Input: Group Size g , Outer Iteration Limit $maxIter$

- 1: **for** $t = 1, \dots, maxIter$ **do**
 - 2: Create \mathcal{S}_k s.t. $C' = \cup \mathcal{S}_k$ s.t. $|\mathcal{S}_k| \approx g$ and set $p_{ij}^{old} = p_{ij}^{base}$ for all $(i, j) \in E^*$;
 - 3: **for** $k = 1, \dots, K$ **do**
 - 4: Solve the optimization problem as in (4) to obtain p_{ij}^* for all $j \in \mathcal{S}_k, (i, j) \in E^*$;
 - 5: Set $p_{ij}^{old} = p_{ij}^*$ for all $j \in \mathcal{S}_k, (i, j) \in E^*$;
 - 6: **end for**
 - 7: **end for**
 - 8: Return $\{p_{ij}^* : (i, j) \in E^*\}$.
-

We apply this strategy in Algorithm 3 to solve the overall optimization problem. We start with a feasible candidate $p_{ij}^{old} = p_{ij}^{base}$ and run an iterative scheme to update p_{ij} using (4) as we loop over each $k = \{1, \dots, K\}$. Once this inner loop completes, we get the full next best $\{p_{ij} : (i, j) \in E^*\}$. We continue the outer loop till convergence. By doing this iterative scheme we are able to solve much larger problems, since size of the each optimization problem $n_k = \sum_{j \in \mathcal{S}_k} |Pa(j) \cap \Omega'|$ is much smaller

than $n = \sum_{j \in C'} |Pa(j) \cap \Omega'|$. In fact, the worst-case complexity of the iterative method with $nIter$ outer iterations is given by $\mathcal{O}(maxIter \times \sum_{k=1}^K n_k^3)$. This is much better than the $\mathcal{O}(n^3)$ worst-case complexity of (2) when $maxIter = \mathcal{O}(1)$ and $K^{1/3} \times (\max_k n_k) \ll n$. Although the convergence cannot be guaranteed for $maxIter = \mathcal{O}(1)$, we were able to obtain reasonable solutions in simulations and real applications by using $maxIter = 10$. Finally, note that for a fixed value of $maxIter$, K represents the speed-accuracy trade-off, i.e. the quality of the solution is expected to be better for a smaller value of K but the computational efficiency is expected to be better for a larger value of K .

8.2. Proofs

Robustness:

Lemma 1. Assume

$$Y_i(T_E^{(r)}) = g\left(\sum_{j \in Ch(i)} \alpha_{ij} p_{ij}^{(T_E^{(r)})}, \mathbf{W}_i(T_E^{(r)})\right) + \epsilon_i,$$

where g is a differentiable function with respect to the first coordinate, $\mathbf{W}_i(T_E^{(r)}) := \{p_{ki}^{(r)} : k \in Pa(i)\}$, and ϵ_i does not depend on $T_E^{(r)}$. Let $\{U_{ij} : j \in Ch(i)\}$ be a set of i.i.d. random variables independent of $\{(\beta_{ij} p_{ij}^{(r)}, \alpha_{ij} / \beta_{ij}) : j \in Ch(i)\}$. Define

$$U_{ij}^* = \frac{U_{ij} \sum_{k \in Ch(i)} \beta_{ik} p_{ik}^{(r)}}{\sum_{k \in Ch(i)} \beta_{ik} p_{ik}^{(r)} U_{ik}}$$

such that $\{U_{ij}^* : j \in Ch(i)\}$ are identically distributed random variables satisfying

$$\sum_{j \in Ch(i)} \beta_{ij} p_{ij}^{(r)} U_{ij}^* = \sum_{j \in Ch(i)} \beta_{ij} p_{ij}^{(r)}. \quad (5)$$

If there exist an experimental design T_E^* such that $\mathbf{W}_i(T_E^*) = \mathbf{W}_i(T_E^{(r)})$ and $p_{ij}^* = p_{ij}^{(r)} U_{ij}^*$, then $\mathbb{E}[Y_i(T_E^*)] = \mathbb{E}[Y_i(T_E^{(r)})]$.

Proof. Since g is differentiable with respect to the first coordinate, and $\mathbf{W}_i(T_E^*) = \mathbf{W}_i(T_E^{(r)})$, by applying mean value theorem, we obtain

$$\begin{aligned} & \mathbb{E}[Y_i(T_E^*)] - \mathbb{E}[Y_i(T_E^{(r)})] \\ &= \mathbb{E} \left[g \left(\sum_{j \in Ch(i)} \alpha_{ij} p_{ij}^{(r)} U_{ij}^*, \mathbf{W}_i(T_E^{(r)}) \right) \right. \\ & \quad \left. - g \left(\sum_{j \in Ch(i)} \alpha_{ij} p_{ij}^{(r)}, \mathbf{W}_i(T_E^{(r)}) \right) \right] \\ &= \mathbb{E} \left[g'(x_i^*, \mathbf{W}_i(T_E)) \sum_{j \in Ch(i)} \alpha_{ij} p_{ij}^{(r)} (U_{ij}^* - 1) \right], \end{aligned}$$

where g' denotes the partial derivative of g with respect to the first coordinate, and x_i^* depends on $\{(\alpha_{ij}, p_{ij}^{(r)}, U_{ij}^*) : j \in Ch(i)\}$. We complete the proof by showing that the conditional expectation of

$$V_{ij}(T_E^{(r)}) := g'(x_i^*, \mathbf{W}_i(T_E))(U_{ij}^* - 1)$$

given $\mathbf{Z}_i(T_E^{(r)}) := \{\alpha_{ij}p_{ij}^{(r)} : j \in Ch(i)\}$ is zero.

From $\sum_{j \in Ch(i)} \beta_{ij}p_{ij}^{(r)}U_{ij}^* = \sum_{j \in Ch(i)} \beta_{ij}p_{ij}^{(r)}$, we have

$$\sum_{j \in Ch(i)} \beta_{ij}p_{ij}^{(T_E)} V_{ij}(T_E) = 0. \quad (6)$$

It follows from the definition of U_{ij}^* and the independence of $\{U_{ij} : j \in Ch(i)\}$ and $\mathbf{Z}_i^*(T_E) = \{(\beta_{ij}p_{ij}^{(T_E)}, \alpha_{ij}/\beta_{ij}) : j \in Ch(i)\}$ that $\{U_{ij}^* : j \in Ch(i)\}$ is a set of identically distributed random variables conditionally on $\mathbf{Z}_i^*(T_E)$. Therefore, the conditional expectation of $V_{ij}(T_E)$ given $\mathbf{Z}_i^*(T_E)$ is identical for all $j \in Ch(i)$. Thus it follows from (6) that

$$\mathbb{E}[V_{ij}(T_E) \mid \mathbf{Z}_i^*(T_E)] = 0 \text{ for all } j \in Ch(i).$$

Since $\alpha_{ij}p_{ij}^{(r)} = (\alpha_{ij}/\beta_{ij}) \times \beta_{ij}p_{ij}^{(r)}$, we have

$$\begin{aligned} & \mathbb{E}[V_{ij}(T_E) \mid \mathbf{Z}_i(T_E)] \\ &= \mathbb{E}[\mathbb{E}[V_{ij}(T_E) \mid \mathbf{Z}_i^*(T_E)] \mid \mathbf{Z}_i(T_E)] = 0. \end{aligned}$$

This completes the proof, since

$$\begin{aligned} & \mathbb{E}[Y_i(T_E^*)] - \mathbb{E}[Y_i(T_E^{(r)})] \\ &= \mathbb{E}\left[\sum_{j \in Ch(i)} \alpha_{ij}p_{ij}^{(T_E)} V_{ij}(T_E)\right] \\ &= \mathbb{E}\left[\sum_{j \in Ch(i)} \alpha_{ij}p_{ij}^{(T_E)} \mathbb{E}[V_{ij}(T_E) \mid \mathbf{Z}_i(T_E)]\right] = 0. \end{aligned}$$

□

Importance Sampling Adjustment:

Proof of Theorem 1. It follows from Assumption 2 that

$$\mathbb{E}[Y_i(T_E^*) \mid Z_i(T_E^*) = z] = \mathbb{E}[Y_i(z, \mathbf{W}_i(T_E^*))],$$

where $\mathbf{W}_i(T_E^*) = \{p_{ki}^* : k \in Pa(i)\}$. By design, $\mathbf{W}_i(T_E^*) = \mathbf{W}_i(T_E^{(r)})$ for all $i \in \Omega_r$. Therefore, for

$i \in \Omega_r$,

$$\begin{aligned} & \mathbb{E}\left[Y_i(T_E^*) \frac{f_r(Z_i(T_E^*))}{f_r^*(Z_i(T_E^*))}\right] \\ &= \int \mathbb{E}\left[Y_i(z, \mathbf{W}_i(T_E^{(r)})) \frac{f_r(z)}{f_r^*(z)} \mid Z_i(T_E^*) = z\right] f_r^*(z) dz \\ &= \int \mathbb{E}\left[Y_i(z, \mathbf{W}_i(T_E^{(r)}))\right] f_r(z) dz \\ &= \mathbb{E}[Y_i(T_E^{(r)})] = \tau_r. \end{aligned}$$

This completes the proof, since we have

$$\mathbb{E}[\hat{\tau}_r] = \frac{1}{\Omega_r} \sum_{i \in \Omega_r} \mathbb{E}[Y_i(T_E^{(r)})] = \tau_r.$$

□

Density Estimation:

Lemma 2. Assume that

$$\begin{aligned} \rho_i &:= \frac{|Ch(i) \cap (\Omega_r \cup \Lambda_r)|}{|Ch(i)|} \text{ and} \\ \rho'_i &:= \frac{(|Ch(i) \cap (\Omega_r \cup \Lambda_r)| - 1)}{(|Ch(i)| - 1)} \end{aligned}$$

are independent of $|Ch(i)|$, $\mu_{r|i} := \mathbb{E}[Z_i(T_E^{(r)}) \mid i]$ and $\sigma_{r|i}^2 := \text{Var}[Z_i(T_E^{(r)}) \mid i]$. We define

$$\begin{aligned} V_1^{(r)} &:= \sum_{i \in \Omega_r} \sum_{j \in Ch(i) \cap (\Omega_r \cup \Lambda_r)} Z_{ij}(T_E^{(r)}), \\ V_2^{(r)} &:= \sum_{i \in \Omega_r} \sum_{j \in Ch(i) \cap (\Omega_r \cup \Lambda_r)} Z_{ij}(T_E^{(r)})^2 \text{ and} \\ V_3^{(r)} &:= \sum_{i \in \Omega_r} \left(\sum_{j \in Ch(i) \cap (\Omega_r \cup \Lambda_r)} Z_{ij}(T_E^{(r)}) \right)^2. \end{aligned}$$

Then

$$\begin{aligned} & \frac{V_1^{(r)}}{\sum_{i \in \Omega_r} \rho_i} \xrightarrow{a.s.} \mathbb{E}[Z_i(T_E^{(r)})] \text{ and} \\ & \frac{V_2^{(r)}}{\sum_{i \in \Omega_r} \rho_i} + \frac{V_3^{(r)} - V_2^{(r)}}{\sum_{i \in \Omega_r} \rho_i \rho'_i} \xrightarrow{a.s.} \mathbb{E}[Z_i(T_E^{(r)})^2]. \end{aligned}$$

Proof. Let $d_i = |Ch(i)|$ denote the out-degree of member i . Then the expected value of $Z_i(T_E^{(r)})$ is given by

$$\mathbb{E}[Z_i(T_E^{(r)})] = \lim_{|\Omega| \rightarrow \infty} \frac{1}{|\Omega|} \sum_{i \in \Omega} d_i \mu_{r|i} = \mathbb{E}[d_i \mu_{r|i}]. \quad (7)$$

Therefore,

$$\begin{aligned} \lim_{|\Omega_r| \rightarrow \infty} \frac{V_1^{(r)}}{\sum_{i \in \Omega_r} \rho_i} &= \lim_{|\Omega_r| \rightarrow \infty} \frac{\frac{1}{|\Omega_r|} \sum_{i \in \Omega_r} \rho_i d_i \mu_{r|i}}{\frac{1}{|\Omega_r|} \sum_{i \in \Omega_r} \rho_i} \\ &= \frac{\mathbb{E}[\rho_i d_i \mu_{r|i}]}{\mathbb{E}[\rho_i]} = \mathbb{E}[Z_i(T_E^{(r)})] \end{aligned}$$

where the last equality follows from (7) and the fact that ρ_i and $\mu_{r|i}d_i$ are independently distributed.

Next, it follows from similar calculations that

$$\begin{aligned}\mathbb{E}[Z_i(T_E^{(r)})^2] &= \mathbb{E}[d_i\sigma_{r|i}^2 + d_i^2\mu_{r|i}^2] \\ \lim_{|\Omega_r| \rightarrow \infty} \frac{1}{|\Omega_r|} V_2^{(r)} &= \mathbb{E}[\rho_i d_i \sigma_{r|i}^2 + \rho_i d_i \mu_{r|i}^2], \text{ and} \\ \lim_{|\Omega_r| \rightarrow \infty} \frac{1}{|\Omega_r|} V_3^{(r)} &= \mathbb{E}[\rho_i d_i \sigma_{r|i}^2 + \rho_i^2 d_i^2 \mu_{r|i}^2]\end{aligned}$$

Furthermore, it is easy to verify that $\rho_i^2 d_i^2 - \rho_i d_i = \rho_i \rho'_i (d_i^2 - d_i)$. Therefore,

$$\lim_{|\Omega_r| \rightarrow \infty} \frac{1}{|\Omega_r|} [V_3^{(r)} - V_2^{(r)}] = \mathbb{E}[\rho_i \rho'_i (d_i^2 - d_i) \mu_{r|i}^2].$$

Using the independence of (ρ_i, ρ'_i) and $(d_i, \mu_{r|i}, \sigma_{r|i})$, we obtain

$$\begin{aligned}\lim_{|\Omega_r| \rightarrow \infty} \frac{\frac{1}{|\Omega_r|} V_3^{(r)} - V_2^{(r)}}{\frac{1}{|\Omega_r|} \sum_{i \in \Omega_r} \rho_i \rho'_i} &= \mathbb{E}[d_i^2 \mu_{r|i}^2 - d_i \mu_{r|i}^2] \text{ and} \\ \lim_{|\Omega_r| \rightarrow \infty} \frac{\frac{1}{|\Omega_r|} V_2^{(r)}}{\frac{1}{|\Omega_r|} \sum_{i \in \Omega_r} \rho_i} &= \mathbb{E}[d_i \sigma_{r|i}^2 + d_i \mu_{r|i}^2].\end{aligned}$$

Hence, we have,

$$\begin{aligned}& \lim_{|\Omega_r| \rightarrow \infty} \frac{V_2^{(r)}}{\sum_{i \in \Omega_r} \rho_i} + \frac{V_3^{(r)} - V_2^{(r)}}{\sum_{i \in \Omega_r} \rho_i \rho'_i} \\ &= \mathbb{E}[d_i \sigma_{r|i}^2 + d_i \mu_{r|i}^2] + \mathbb{E}[d_i^2 \mu_{r|i}^2 - d_i \mu_{r|i}^2] \\ &= \mathbb{E}[d_i \sigma_{r|i}^2 + d_i^2 \mu_{r|i}^2] = \mathbb{E}[Z_i(T_E^{(r)})^2].\end{aligned}$$

□