

CoCoNet: A Collaborative Convolutional Network

Tapabrata Chakraborti^{1,2}, Brendan McCane¹, Steven Mills¹, and Umapada Pal²

¹Dept. of Computer Science, University of Otago, NZ

²CVPR Unit, Indian Statistical Institute, India

January 29, 2019

Abstract

We present an end-to-end CNN architecture for fine-grained visual recognition called Collaborative Convolutional Network (CoCoNet). The network uses a collaborative filter after the convolutional layers to represent an image as an optimal weighted collaboration of features learned from training samples as a whole rather than one at a time. This gives CoCoNet more power to encode the fine-grained nature of the data with limited samples in an end-to-end fashion. We perform a detailed study of the performance with 1-stage and 2-stage transfer learning and different configurations with benchmark architectures like AlexNet and VggNet. The ablation study shows that the proposed method outperforms its constituent parts considerably and consistently. CoCoNet also outperforms the baseline popular deep learning based fine-grained recognition method, namely Bilinear-CNN (BCNN) with statistical significance. Experiments have been performed on the fine-grained species recognition problem, but the method is general enough to be applied to other similar tasks. Lastly, we also introduce a new public dataset for fine-grained species recognition, that of Indian endemic birds and have reported initial results on it. The training metadata and new dataset are available through the corresponding author.

1 Introduction

Deep convolutional networks have proven to be effective in classifying base image categories with sufficient generalization when trained with a large dataset. However, many real life applications of significance [1] may be characterized by fine-grained classes and limited availability of data, like endangered species recognition or analysis of biomedical images of a rare pathology. In such specialized problems, it is challenging to effectively train deep networks that are, by nature, data hungry. A case in point is that of fine-grained endangered species recognition [2], where besides scarcity of training data, there are further bottlenecks like subtle inter-class object differences compared to significant randomized background variation both between and within classes. This is illustrated in Fig. 1. Added to these, is the presence of the “long tail” problem [3], that is, significant imbalance in samples per class (the frequency distribution of samples per class has long tail).

Transfer learning is a popular approach to train on small fine-grained image datasets with limited samples [4]. The ConvNet architecture is trained first on a large benchmark image dataset (e.g. ImageNet) for the task of



Figure 1: (a)-(b) are images of Kea and (c)-(d) are images of Kaka. These are NZ endemic birds, very similar in appearance. Of these, Kaka is endangered and Kea is vulnerable. Note subtle differences and pose variations (roosting vs. in flight).

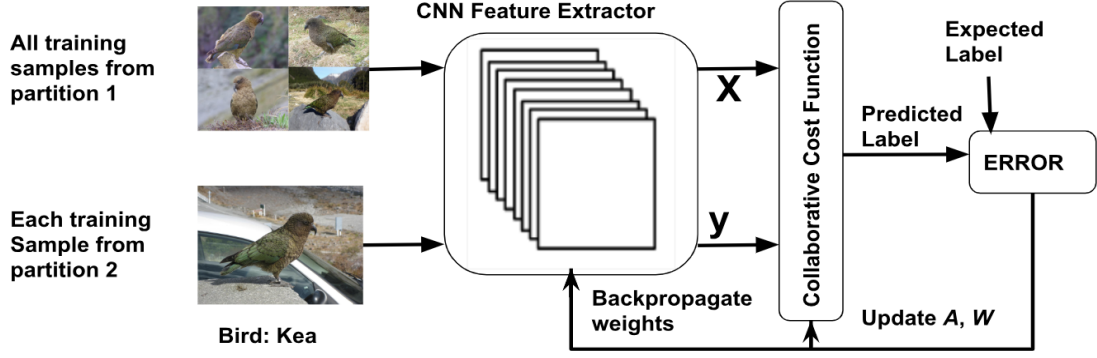


Figure 2: Architecture of the proposed Collaborative ConvNet (CoCoNet). Training samples are divided into two partitions which collaborate to represent fine-grained patterns. The collaborative cost function generates the error that optimizes its own parameters as well as fine-tune the network weights in an end-to-end manner.

base object recognition. The network is then fine-tuned on the smaller target dataset for fine-grained recognition. Since the target dataset is small, there is an increased chance of overtraining. On the other hand, if the dataset has fine-grained objects with varying backgrounds, this can cause difficulty in training convergence. This makes the optimal training of the dataset challenging [3]. In case of small datasets with imbalanced classes, the problem is compounded by the probability of training bias in favour of larger classes. A few specialized deep learning methods have been proposed in recent times to cater to these issues, like low-shot/zero-shot learning [5] for small datasets and multi-staged transfer learning [4] for fine-grained classes. In spite of these advances, deep learning of small fine-grained datasets remains one of the open popular challenges of machine vision [6][7].

Recently, Chakraborti *et al.* [8] demonstrated that collaborative filters can effectively represent and classify small fine-grained datasets, and applied it for clustering [24]. Collaborative filters have been the method of choice for recommender systems [19] and have recently also been used in vision systems like face recognition [9]. Cai *et al.* [10] have also recently shown that some modern versions of Collaborative Representation Classifiers (CRC) give better performance with CNN learned features from a pre-trained ConvNet compared to a fully-connected softmax based classification layer [10].

The intuition why collaborative filtering works well to represent fine-grained data is as follows. Collaborative representation classifiers (CRC) [9] represent the test image as an optimal weighted average of all training images across all classes. The predicted label is the class having least residual. This inter-class collaboration for optimal feature representation is distinct from the traditional purely discriminative approach. Thus the collaborative scheme not only takes advantages of differences between object categories but also exploits the similarities of fine-grained data. Other advantages are that CRC is analytic since it has a closed form solution and is time efficient since it does not need iterative or heuristic optimization. It is also a general feature representation-classification scheme and thus most popular feature descriptors and ensembles thereof are compatible with it [25]. The present work advances the state-of-the-art by encoding the collaborative loss function into a deep CNN model. The contributions of this letter are two-fold.

1. **Collaborative ConvNet (CoCoNet):** The proposed method fine-tunes a pre-trained deep network through a collaborative representation classifier in an end-to-end fashion. This establishes a protocol for multi-stage transfer learning of fine-grained data with limited samples. We test it for fine-grained species recognition.
2. **Indian Birds dataset:** We introduce IndBirds, a new fine-grained image benchmark of Indian endemic birds. It currently has 800 images of 8 classes (100 images per class). All experiments have been repeated on the new dataset and results are presented.

2 Collaborative Convolutional Network

We first present a brief description of the original collaborative representation classifier (CRC) [9] and then the proposed Collaborative ConvNet (CoCoNet).

2.1 Collaborative Representation Classifier (CRC)

Consider a training dataset with images in the feature space as $X = [X_1, \dots, X_c] \in \mathbb{R}^{d \times n}$ where n is the total number of samples over c classes and d is the feature dimension per sample. Thus $X_i \in \mathbb{R}^{d \times n_i}$ is the feature space representation of class i with n_i samples such that $\sum_{i=1}^c n_i = n$.

The CRC model reconstructs a test image in the feature space $\vec{y} \in \mathbb{R}^d$ as an optimal collaboration of all training samples, while at the same time limiting the size of the reconstruction parameters, using the l_2 regularisation term λ .

The CRC cost function is given by:

$$J(\alpha, \lambda) = \|\vec{y} - X\alpha\|_2^2 + \lambda\|\alpha\|_2^2 \quad (1)$$

where $\hat{\alpha} = [\hat{\alpha}_1, \dots, \hat{\alpha}_c] \in \mathbb{R}^N \mid \hat{\alpha}_i \in \mathbb{R}^{n_i}$ is the reconstruction matrix corresponding to class i .

A least-squares derivation yields the optimal solution for α as:

$$\hat{\alpha} = (X^T X + \lambda I)^{-1} X^T \vec{y} \quad (2)$$

The representation residual of class i for test sample \vec{y} can be calculated as:

$$r_i(\vec{y}) = \frac{\|\vec{y} - X_i \hat{\alpha}_i\|_2^2}{\|\hat{\alpha}_i\|_2^2} \quad \forall i \in 1, \dots, c \quad (3)$$

The final class of test sample \vec{y} is thus given by

$$C(\vec{y}) = \arg \min_i r_i(\vec{y}) \quad (4)$$

The optimal value of λ is determined using gradient descent.

2.2 Collaborative ConvNet (CoCoNet)

CoCoNet gives a collaborative cost which is back propagated through an end-to-end model. The training set is divided into two sections $p1$ and $p2$, having m and n images respectively randomly selected with equal representation across classes.

Let x be the $d \times 1$ feature vector of one image in $p1$, such that the feature matrix for $p1$ is X of dimension $d \times m$. Let y be the $d \times 1$ feature vector of one image in $p2$, such that the feature matrix for $p2$ is Y of dimension $d \times n$.

The collaborative cost function is given by:

$$P(A, W, X) = \|(Y - XA)W\|_2^2 + \lambda\|A\|_2^2 + \gamma\|W\|_2^2 \quad (5)$$

The collaborative reconstruction matrix A is thus of dimension $m \times n$. The goal is to find an optimal feature representation of each sample in $p2$ with respect to the ‘‘training’’ images in $p1$ via a representation vector $\vec{a}_i \in A$.

The weight matrix W is used to compensate for imbalance of classes and each of its elements is initialised with a weight proportional to the size of the class to which the corresponding feature vector in Y belongs. W counteracts the imbalance in classes as a penalty term for larger classes by increasing the cost. W is of dimension $n \times 1$.

After finding the initial optimal A through least squares, it is then updated along with the weight matrix W through partial derivatives. The gradient of the feature matrix X is then used to update the CNN weights through back-propagation as presented in Algorithm 1.

Least squares minimization gives the initial optimal value of A as:

$$\hat{A} = [X^T X W^T W + \lambda I]^{-1} X^T Y W W^T \quad (6)$$

Fix $\{A, X\}$, update W :

$$\frac{\partial P}{\partial W} = -(Y - XA)^T (Y - XA)W + \gamma W \quad (7)$$

Fix $\{W, X\}$, update A :

$$\frac{\partial P}{\partial A} = -X^T (Y - XA) W W^T + \lambda A \quad (8)$$

Fix $\{W, A\}$, update X :

$$\frac{\partial P}{\partial X} = -(Y - XA) W W^T A^T \quad (9)$$

Once all the partial derivatives are obtained, CNN weights are updated by standard back-propagation of gradients for each batch in $P1$ and $P2$. The training iterations are continued until the error stabilizes. A schematic of the CoCoNet architecture is presented in Fig. 2.

Algorithm 1: Training with CoCoNet

```

1 Initiate weight matrix  $W$  proportional to class size ;
2 Split the training set into two parts  $P1$  and  $P2$  ;
3 Extract feature matrix  $X$  of  $P1$  through CNN section. ;
4 Find initial optimal reconstruction matrix  $A$  by eqn. 6. ;
5 for each sample in  $P2$  do
6   Fix  $\{A, X\}$ , update  $W$  by eqn. 7 ;
7   Fix  $\{W, X\}$ , update  $A$  by eqn. 8 ;
8   for each sample in  $P1$  do
9     Back-propagate to update weights using eqn. 9 ;
10  end
11 end

```

2.3 Reducing computation cost through SVD.

The optimal representation weight matrix \hat{A} from eqn 6. has the term $(X^T X W^T W + \lambda I)^{-1}$, where X is of dimension $d \times m$. Here d is the dimension of the descriptor and m is the total number of data points in the partition $P1$ of training data. This poses the problem of high computation cost for large datasets (m is large). So we use singular value decomposition (SVD) to reduce the matrix inverse computation to dimension $d \times d$, so as to make it independent of dataset size. This is a crucial modification needed for applications like image retrieval from large unlabeled or weakly labeled image repositories.

If we take the singular value decomposition (SVD) of X^T , we can factor $X^T X$ as:

$$X^T X = (USV^T)^T USV^T = VS^T U^T USV^T = V(S^2)V^T \quad (10)$$

Since S only has d non-zero singular values, we can truncate $S^T S$ and V to be smaller matrices. So V is $N \times d$, S is $d \times d$ and V^T is $d \times N$. Also note that since W is of dimension $n \times 1$, $W^T W$ comes out as a scalar value in eqn. 6, which is absorbed in S to have \hat{S} .

Using the Woodbury matrix inverse identity [18], the inverse term becomes $(V\hat{S}^2V^T + \lambda I)^{-1}$ which can be represented as:

$$\frac{1}{\lambda} + \frac{1}{\lambda^2} V(\hat{S}^{-1} + \frac{1}{\lambda} V^T V)^{-1} V^T = \frac{1}{\lambda} + \frac{1}{\lambda^2} V(\hat{S}^{-1} + \frac{1}{\lambda} I)^{-1} V^T \quad (11)$$

Note that the inverse term $(\hat{S}^{-1} + \frac{1}{\lambda} I)^{-1}$ is only $d \times d$, so it scales to many data points.

2.4 Enhanced Learning by CoCoNet

CoCoNet uses the collaborative cost function in an end-to-end manner. So we do not have the fully connected, energy loss function and softmax layers. The CNN extracts features and feeds it to the collaborative layer. The collaborative cost function estimates error, updates its own weights as well as feeds the error back to the CNN. The error and gradients are then back propagated through the CNN to update the weights. So CoCoNet is different from just cascading a CNN based feature learner with a collaborative filter, because the weights are not updated in latter in an end-to-end fashion. For the same dataset and same number of given samples, the collaborative filter represents all samples together as an augmented feature vector. Thus after the error is calculated, the error gradients are then back propagated. This collaborative representation is not just the augmented feature matrix with all samples, it is also optimised by the collaborative filter. This adds an additional level of optimisation besides the CNN learned features, weights and tuned parameters.

3 Experiments and Results

3.1 Datasets

Five benchmark image datasets are used in this work for pre-training and fine-tuning in total.

ImageNet [11] has about 1.4 million image categories and about 22k indexed synset as of 2017. It has been used for pre-training the networks as base category classifiers. Then for transfer learning, the following bird species recognition datasets have been used.

NABirds [12] is a fine-grained North American bird species recognition dataset developed by Cornell-UCSD-CalTech collaboration and maintained by the Cornell Lab of Ornithology. It is continually updated and at the time of use for this work had 555 classes and 48562 images. Due to the large number of images present in this dataset, it may be used for training a deep network from scratch as well as for transfer learning.

CUB 200-2011 [13] dataset contains 11,788 images of 200 bird species. The main challenge of this dataset is considerable variation and confounding features in background information compared to subtle inter-class differences in birds.

IndBirds is a new bird species recognition benchmark compiled as part of this work by the Indian Statistical Institute and University of Otago, NZ. The dataset contains images of 8 species of Indian endemic birds with around 100 images per class, collected from web repositories of birders and citizen scientists. The dataset is available for academic use from the lead author. Sample images of each class are presented in Fig. 4.

NZBirds [14] is a small benchmark dataset of fine-grained images of NZ endemic birds, many of which are endangered. Currently it contains 600 images of 30 NZ birds and has been compiled by University of Otago in collaboration with The National Museum of NZ (Te Papa), the Department of Conservation (DOC) and the Ornithological Society of NZ (Birds NZ).

Table 1: CUB 200-2011 Test Accuracy (%)

	ImageNet → CUB (1 stage)	NABirds → CUB (1 stage)	ImageNet → NABirds → CUB (2 stage)
AlexNet	52.2 ± 5.4	55.4 ± 5.3	58.6 ± 5.5
AlexNet+CRC	57.5 ± 5.1	59.9 ± 5.0	61.3 ± 5.6
AlexNet+ProCRC	60.8 ± 5.3	63.5 ± 5.2	65.5 ± 5.6
CoCoNet1	64.4 ± 5.2	67.0 ± 5.2	69.4 ± 5.5
Vgg16	60.1 ± 5.8	63.9 ± 5.9	66.4 ± 5.7
Vgg16+CRC	66.3 ± 5.7	70.2 ± 5.9	72.9 ± 5.8
Vgg16+ProCRC	69.4 ± 5.9	72.6 ± 5.8	77.7 ± 5.4
CoCoNet2	73.7 ± 5.7	75.8 ± 5.7	81.5 ± 5.6
Vgg19	71.9 ± 5.5	74.1 ± 5.7	77.5 ± 5.9
Vgg19+CRC	76.2 ± 5.6	79.0 ± 5.5	80.2 ± 5.9
Vgg19+ProCRC	79.3 ± 5.4	82.5 ± 5.5	83.8 ± 5.8
CoCoNet3	83.6 ± 5.5	87.4 ± 5.6	89.1 ± 5.6
Bilinear-CNN	84.0 ± 5.3	85.7 ± 5.8	87.2 ± 5.5

3.2 Competing Classifiers

We evaluate the performance of CoCoNet against two popular recent methods both among collaborative representation classifiers (CRC) and deep convolutional neural networks (CNN), besides testing against constituent components in an ablation study. Among current CRC methods, we compare against the state-of-the-art Probabilistic CRC (ProCRC) [10]. Among recent deep CNN models, we choose the popular Bilinear CNN [20],[21] as the benchmark competitor.

Of course, there are a few more recent variants of ProCRC, like enhanced ProcCRC (EProCRC) [22], as well as BCNN, like improved BCNN [23]. However, we have deliberately used the vanilla versions because the aim is to establish a baseline evaluation in this work. For the same reason we also compare with the original CRC formulation [9] plus two well-known benchmark CNN architectures: AlexNet by Krizhevsky et al. [15] and the more recent VGG16 and VGG19 by Simonyan et al. [16].

Table 2: IndBirds Test Accuracy (%)

	ImageNet → IndBirds (1 stage)	NABirds → IndBirds (1 stage)	ImageNet → NABirds → IndBirds (2 stage)
AlexNet	60.1 ± 4.4	63.2 ± 4.7	66.6 ± 4.5
AlexNet+CRC	65.8 ± 4.8	68.5 ± 4.5	71.7 ± 4.8
AlexNet+ProCRC	70.5 ± 4.5	73.9 ± 4.9	75.4 ± 4.7
CoCoNet1	73.3 ± 4.6	77.0 ± 4.7	80.4 ± 4.4
Vgg16	69.7 ± 4.8	74.2 ± 4.1	77.7 ± 4.5
Vgg16+CRC	74.5 ± 4.7	79.3 ± 4.4	83.0 ± 4.6
Vgg16+ProCRC	78.6 ± 4.1	82.8 ± 4.3	85.7 ± 4.1
CoCoNet2	81.9 ± 4.7	86.5 ± 4.4	89.9 ± 4.3
Vgg19	76.2 ± 4.2	82.5 ± 4.7	84.8 ± 4.2
Vgg19+CRC	80.6 ± 4.4	86.3 ± 4.0	87.4 ± 4.4
Vgg19+ProCRC	84.0 ± 4.9	89.1 ± 4.1	91.0 ± 4.2
CoCoNet3	87.4 ± 4.3	92.9 ± 4.4	94.7 ± 4.5
Bilinear-CNN	85.1 ± 4.7	88.6 ± 4.2	91.5 ± 4.3

Probabilistic CRC (ProCRC). Cai *et al.* [10] presented a probabilistic formulation (ProCRC) of the CRC method. Each of these probabilities are modeled by Gaussian exponentials and the probability of test image y belonging to a class k is expanded by chain rule using conditional probability. The final cost function for ProCRC is formulated as maximisation of the joint probability of the test image belonging to each of the possible classes as independent events. The final classification is performed by checking which class has the maximum likelihood.

$$J(\alpha, \lambda, \gamma) = \|y - X\alpha\|_2^2 + \lambda \|\alpha\|_2^2 + \frac{\gamma}{K} \sum_{k=1}^K \|X\alpha - X_k \alpha_k\|_2^2 \quad (12)$$

Bilinear CNN. Maji *et al.* introduced the BCNN architecture for fine-grained visual recognition [20],[21]. These

Table 3: NZBirds Test Accuracy (%)

	ImageNet → NZBirds (1 stage)	NABirds → NZBirds (1 stage)	ImageNet → NABirds → NZBirds (2 stage)
AlexNet	49.9 ± 5.6	52.3 ± 5.4	55.0 ± 5.8
AlexNet+CRC	54.4 ± 5.5	58.1 ± 5.7	60.4 ± 5.8
AlexNet+ProCRC	57.5 ± 5.8	61.9 ± 5.9	65.8 ± 5.5
CoCoNet1	62.2 ± 5.2	66.6 ± 5.6	69.7 ± 5.7
Vgg16	55.7 ± 5.9	57.9 ± 5.6	59.8 ± 5.3
Vgg16+CRC	59.6 ± 5.6	60.4 ± 5.5	62.7 ± 5.1
Vgg16+ProCRC	63.1 ± 5.7	66.5 ± 5.8	68.1 ± 5.5
CoCoNet2	68.3 ± 5.1	69.8 ± 5.3	71.6 ± 5.4
Vgg19	61.5 ± 5.0	63.7 ± 5.1	65.6 ± 5.7
Vgg19+CRC	63.9 ± 5.3	66.1 ± 5.5	68.7 ± 5.6
Vgg19+ProCRC	66.2 ± 5.5	71.3 ± 5.1	72.9 ± 5.8
CoCoNet3	71.8 ± 5.2	74.4 ± 5.2	77.2 ± 5.6
Bilinear-CNN	69.4 ± 5.6	71.8 ± 5.5	73.3 ± 5.0

networks represent an image as a pooled outer product of features learned from two CNNs and encode localized feature interactions that are translationally invariant. B-CNN is a type of orderless texture representations that can be trained in an end-to-end manner.

3.3 Experiments

We train each of the three target datasets (CUB, NZBirds, IndBirds) through a combination of one stage and two stage transfer learning. For one stage transfer learning, two separate configurations have been used: 1) the network is pre-trained for general object recognition on ImageNet and then fine-tuned on the target dataset; 2) the network is pre-trained for bird recognition on the large north american bird dataset (NABirds) and then fine-tuned on the target dataset. For two stage training, the network is trained successively on ImageNet, NABirds and then the

target dataset. Note that for pre-training, always the original architecture (AlexNet/VggNet) is used, CoCoNet only comes into play during fine-tuning. Also note that the configurations with AlexNet, VGG16 and VGG19 are named CoCoNet1, CoCoNet2 and CoCoNet3 respectively. During both pre-training and fine-tuning, we start with 0.001 learning rate, but shift to 0.0001 once there is no change in loss anymore, keeping the total number of iterations/epochs constant at 1000 and using the Adam [17] optimiser. We investigate how the end-to-end formulation of CoCoNet fares in controlled experiments with competing configurations. We perform the same experiments using the original architecture (AlexNet/VggNet), then we observe change in accuracy with cascaded CNN+CRC and the end-to-end CoCoNet. We also further tabulate the results with cascaded CNN+ProCRC as well as Bilinear CNN [23]. For each dataset, images are resized to 128×128 and experiments are conducted with five-fold cross validation.

3.4 Results and Analysis

Percentage classification accuracies along with standard deviation are presented in Table 1 (CUB), Table 2 (IndBirds) and Table 3 (NZBirds) with the highest accuracy in each column highlighted in bold. It may be readily observed from the tabulated results, that the proposed method overall outperforms its competitors, including the recent probabilistic CRC (ProCRC) and the popular bilinear CNN (BCNN). This performance is reflected across the three datasets and two stage transfer learning performs better than one stage for all classifiers. Further insights into the results are provided below.

Ablation Study. The tabulated results also serve as an ablation study in the sense that we compare the proposed end-to-end CoCoNet with its constituent sections and combinations thereof with parts removed. CoCoNet with the CNN section as AlexNet, Vgg16Net and Vgg19Net are named CoCoNet1, CoCoNet2 and CoCoNet3 respectively. Now consider the case of CoCoNet1 which is the proposed Collaborative ConvNet with AlexNet as the CNN feature learner with the collaborative cost layer integrated for classification in an end-to-end manner. For the ablation study, we compare with i) just a direct AlexNet with the standard Softmax classifier and ii) AlexNet as pre-trained feature extractor cascaded with a collaborative classifier (CRC) but not integrated. CoCoNet1 outperforms both of them as well as AlexNet cascaded with probabilistic CRC (ProCRC), which is a more recent collaborative classifier.

Statistical Analysis. We perform the Signed Binomial Test to investigate the statistical significance of the improvement in performance of CoCoNet3 (best among the configurations) vs. BCNN, since these have the closest performances. It can be used across different datasets and methods simultaneously because it considers frequency of success in the calculations rather than assuming a gaussian distribution of accuracy values (like t-tests). We have considered CoCoNet3, that is the configuration using VGG-19 network as that is the best performing. The null hypothesis is that the two are equally good, that is there is 50% chance of each beating the other on any particular trial. For each of the three datasets (CUB, NZBirds and Indbirds), there are three transfer learning configurations (two single stage and a double stage) and five-fold cross-validated results. Thus over the three datasets, in total we have 45 experiments of CoCoNet vs. BCNN, and out of these CoCoNet outperformed the latter 33 times (that is 73.33% of the trials). The signed binomial test yields that given the assumption that both methods are equally good, then the probability of CoCoNet outperforming BCNN in 73.33% of the trials is 0.12% (one-tail p-value of 0.0012). Considering a level of significance of $\alpha = 0.05$, we have to apply the Bonferroni adjustment. We have 3 transfer learning protocols and 3 datasets: hence 9 combinations of experimental condition. So we divide the 5% level of significance by 9 to get adjusted $\alpha = 0.0055$. Since the one-tail p-value obtained is less than 0.0055, it may be concluded that the improvement in accuracy is statistically significant considering the frequency of out-performance.

Qualitative Results. Fig. 3(a) is that of a Malabar Lark, which is one of the species in the IndBirds dataset. One of the key distinguishing parts of the Malabar Lark is its head crest. Fig. 3(b) is an image of the Nilgiri Pipit from the same dataset. Fig. 3(c) presents a test image of the Malabar Lark that was misclassified as a Nilgiri Pipit by the proposed CoCoNet as well as its nearest competitors: Bilinear CNN as well as cascaded CNN+ProCRC. It can be seen that in that image, due to the pose of the bird, the discriminative head crest is not clearly visible. Fig. 3(d) and 3(e) are those of Nilgiri Pipit, while 3(f) is that of Rufous Babbler. It can be seen from 3(d) that the Nilgiri Pipit is characterised by distinct dark patterns on its back, which is not clearly visible from the front, as shown in Fig. 3(e). The image in Fig. 3(e) was correctly classified by the proposed CoCoNet as Nilgiri Pipit but was misclassified by its competitors (cascaded CNN+ProCRC and BCNN) as Rufous Babbler.




Figure 3: Classification and Misclassification Examples from the new IndBirds dataset: (a) Malabar Lark, (b) Nilgiri Pipit, (c) Malabar Lark, misclassified as Nilgiri Pipit by both proposed CoCoNet and competitors, due to obfuscation of the discriminating head crest. (d) Nilgiri Pipit with characteristic dark pattern on back (e) Front-facing image of Nilgiri Pipit with back patterns not visible. Correctly classified by proposed CoCoNet but misclassified by competitors as Rufous Babbler (f).

4 Conclusion

We present an end-to-end collaborative convolutional network (CoCoNet) architecture for fine-grained visual recognition with limited samples. The new architecture adds a collaborative representation which adds an additional level of optimization based on collaboration of images across classes, the information is then back-propagated to update CNN weights in an end-to-end fashion. This collaborative representation exploits the fine-grained nature of the data better with fewer training images. The proposed network is evaluated for the task of fine-grained bird species recognition, but the method is general enough to perform other fine-grained classification tasks like detection of rare pathology from medical images. The other major advantage is that most existing CNN architectures can be easily restructured into the proposed configuration. We have also presented a new fine-grained benchmark dataset with images of endemic Indian birds, and have reported results on it. Results indicate that the proposed algorithm performs much better than its constituent parts, a recent CRC method (probabilistic CRC: ProCRC) and a benchmark deep network method (Bilinear-CNN: BCNN).

References

- [1] Y. Chai. Advances in Fine-grained Visual Categorization. University of Oxford, 2015.
- [2] E. Rodner, M. Simon, G. Brehm, S. Pietsch, J.-W. Wgele, and J. Denzler. Fine-grained Recognition Datasets for Biodiversity Analysis. *In Proc. CVPR*, 2015.

- [3] G. V. Horn and P. Perona, “The Devil is in the Tails: Fine-grained Classification in the Wild”, arXiv:1709.01450 [cs.CV], 2017.
- [4] M. Simon and E. Rodner, “Neural Activation Constellations: Unsupervised Part Model Discovery with Convolutional Networks”, *In Proc. ICCV*, 2015.
- [5] A. Li, Z. Lu, L. Wang, T. Xiang, X. Li, J-R Wen, “Zero-Shot Fine-Grained Classification by Deep Feature Learning with Semantics”, arXiv:1707.00785 [cs.CV], 2017.
- [6] J. Krause, T. Gebru, J. Deng, L.-J.Li, and F.-F. Li. Learning Features and Parts for Fine-Grained Recognition. *In Proc. ICPR*, 2014.
- [7] J. Krause, H. Jin, J. Yang, and F.-F.Li. Fine-grained recognition without part annotations. *In Proc. CVPR*, 2015.
- [8] T. Chakraborti, B. McCane, S. Mills, and U. Pal, “A Generalised Formulation for Collaborative Representation of Image Patches (GP-CRC)”, *In Proc. BMVC*, 2017.
- [9] L. Zhang, M. Yang, and X. Feng. Sparse representation or collaborative representation: Which helps face recognition? *In Proc. ICCV*, 2011.
- [10] S. Cai, L. Zhang, W. Zuo, and X. Feng. A probabilistic collaborative representation based approach for pattern classification. *In In Proc. CVPR*, 2016.
- [11] O. Russakovsky, J. Deng, H. Su, J. Krause, S. Satheesh, S. Ma, Z. Huang, A. Karpathy, A. Khosla, M. Bernstein, A. C. Berg, and Li Fei-Fei, “ImageNet Large Scale Visual Recognition Challenge,” *International Journal of Computer Vision*, 2015.
- [12] G. V. Horn, S. Branson, R. Farrell, S. Haber, J. Barry, P. Ipeirotis, P. Perona, S. J. Belongie, “Building a bird recognition app and large scale dataset with citizen scientists: The fine print in fine-grained dataset collection”, *In Proc. CVPR*, 2015.
- [13] C. Wah, S. Branson, P. Welinder, P. Perona, and S. Belongie. The caltech-ucsd birds-200-2011 dataset. <http://www.vision.caltech.edu/visipedia/CUB-200-2011.html>.
- [14] T. Chakraborti, B. McCane, S. Mills, and U. Pal, “Collaborative representation based fine-grained species recognition”, *In Proc. IVCNZ*, 2016.
- [15] A. Krizhevsky, I. Sutskever, G. E. Hinton, “ImageNet Classification with Deep Convolutional Neural Networks”, *In Proc. NIPS*, 2012.
- [16] K. Simonyan and A. Zisserman. Very deep convolutional networks for large-scale image recognition. *In Proc. ICLR*, 2014.
- [17] D. P. Kingma and J. Ba, “Adam: A Method for Stochastic Optimization”, *In Proc. ICLR*, 2015.
- [18] M. A. Woodbury, “Inverting modified matrices”, *Memorandum report*, vol. 42, no. 106, pp. 336, 1950.
- [19] J. B. Schafer, D. Frankowski, J. Herlocker and S. Sen, “Collaborative Filtering Recommender Systems”, *The Adaptive Web, Lecture Notes in Computer Science, Springer*, vol. 4321, pp. 291-324, 2018.
- [20] T-Y Lin, A. RoyChowdhury, and S. Maji, “Bilinear Convolutional Neural Networks for Fine-Grained Visual Recognition”, *IEEE Trans. Pattern Anal. Mach. Intell.*, vol. 40, no. 6, pp. 1309-1322, 2018.
- [21] T-Y Lin, A. RoyChowdhury, S. Maji, “Bilinear CNN Models for Fine-Grained Visual Recognition”, *In Proc. ICCV*, pp. 1449-1457, 2015.
- [22] R. Lan and Y. Zhou, “An extended probabilistic collaborative representation based classifier for image classification”, *In Proc. IEEE Intl. Conf.on Multimedia and Expo (ICME)*, 2017.
- [23] T-Y Lin, and S. Maji, “Improved Bilinear Pooling with CNNs”, *In Proc. BMVC*, 2017.
- [24] T. Chakraborti, B. McCane, S. Mills and U. Pal, “Fine-grained Collaborative K-Means Clustering”, *In Proc. IVCNZ*, 2018.
- [25] T. Chakraborti, B. McCane, S. Mills and U. Pal, “LOOP Descriptor: Local Optimal Oriented Pattern”, *Signal Processing Letters*, vol. 25, no. 5, pp. 635-639, 2018.




Nilgiri Wood Pigeon





Nilgiri Flycatcher



Malabar Grey Hornbill



Nilgiri Pipit




Forest Owlet



Rufous Babbler



Malabar Lark



Black and Orange Flycatcher

Figure 4: New IndBirds dataset: 8 endemic Indian birds; 100 images per class