
Provable Smoothness Guarantees for Black-Box Variational Inference.

Justin Domke¹**Abstract**

Black-box variational inference tries to approximate a complex target distribution through a gradient-based optimization of the parameters of a simpler distribution. Provable convergence guarantees require structural properties of the objective. This paper shows that for location-scale family approximations, if the target is M -Lipschitz smooth, then so is the objective, if the entropy is excluded. The key proof idea is to describe gradients in a certain inner-product space, thus permitting use of Bessel’s inequality. This result gives insight into how to parameterize distributions, gives bounds the location of the optimal parameters, and is a key ingredient for convergence guarantees.

1. Introduction

Variational inference (VI) approximates a complex distribution with a simpler one. Take a target distribution $p(\mathbf{z}, \mathbf{x})$ where \mathbf{x} is observed data. Let $q(\mathbf{z}|\mathbf{w})$ be a simpler distribution with parameters \mathbf{w} . VI algorithms minimize $\mathbb{E}_{\mathbf{z}\sim q(\mathbf{w})} \log q(\mathbf{z}|\mathbf{w}) - \log p(\mathbf{z}, \mathbf{x})$ over \mathbf{w} , equivalent to minimizing the KL-divergence from $q(\mathbf{z}|\mathbf{w})$ to $p(\mathbf{z}|\mathbf{x})$.

Traditionally this problem was addressed with message-passing algorithms. This requires that q and p be relatively simple, essentially so that expectations of parts of $\log p$ can be computed with respect to q (Ghahramani & Beal, 2001; Winn & Bishop, 2005; Blei et al., 2017). Recent research (e.g. Salimans & Knowles, 2013; Wingate & Weber, 2013; Ranganath et al., 2014; Regier et al., 2017; Kucukelbir et al., 2017) has focused on a “black box” model where the inference algorithm can only evaluate $\log p(\mathbf{z}, \mathbf{x})$ or its gradient at chosen points \mathbf{z} . The VI objective can then be optimized through stochastic gradient methods. This black-box strategy applies to a wide range of distributions, and is widely used.

It is important to know when black-box inference will

work. While often empirically successful, black-box VI can and does sometimes fail to find the optimum (Yao et al., 2018). Understanding this requires understanding the dynamics of the stochastic optimization. General stochastic optimization convergence guarantees (Bottou et al., 2016) are based on two classes of assumptions:

- *Gradient variance* must be controlled. The variance of black-box VI gradient estimators has been studied under fairly stringent assumptions (Fan et al., 2015; Xu et al., 2018). Though questions remain, this is not the focus of this paper (despite its importance).
- Structural properties of the *objective itself* are needed. Cases are known where the objective is convex or strongly convex (Challis & Barber, 2013; Titsias & Lázaro-gredilla, 2014). Another crucial property is Lipschitz *smoothness*, which controls how quickly the (exact) gradient can change as the parameters change. This is important for both convex and non-convex problems.

Much previous work has *assumed* that the VI objective (or part of it) is smooth (Khan et al., 2015; 2016; Khan & Lin, 2017; Regier et al., 2017; Fan et al., 2016; Buchholz et al., 2018; Mohamad et al., 2018; Alquier & Ridgway, 2017). Yet, few rigorous guarantees seem to be known. A conceptually related result is used in variational boosting (Guo et al., 2016; Locatello et al., 2018): The functional gradient for non-parametric q is smooth if q is bounded below by a positive constant. This does not address traditional parametric VI.

Contributions. This paper considers the VI objective when q is in a location-scale family (e.g. Gaussian). We give two theoretical guarantees, both of which are unimprovable without further assumptions:

- A first result is a simple extension of existing work: If $\log p(\mathbf{z}, \mathbf{x})$ is c -strongly convex (as a function of \mathbf{z}), so is $l(\mathbf{w}) = -\mathbb{E}_{\mathbf{z}\sim q(\mathbf{w})} \log p(\mathbf{z}|\mathbf{w})$ (as a function of \mathbf{w}).
- The main result is analogous: If $\log p(\mathbf{z}, \mathbf{x})$ is M -Lipschitz smooth, then so is $l(\mathbf{w})$. This is independent of any convexity considerations. The proof requires a somewhat involved construction where gradients are cast as a computation in a certain inner-product space.

¹College of Computing and Information Sciences, University of Massachusetts, Amherst, USA. Correspondence to: Justin Domke <domke@cs.umass.edu>.

We consider three applications of these ideas. Firstly, they give insight into how to best parameterize distributions so that the VI objective preserves smoothness or strong convexity (Section 5.1). Second, they can be used to give parameter-space guarantees on the location of the optimal parameters (Section 5.2). Third, these results aid convergence rates for black-box VI. We explore this under the (typically unrealistic) assumption the exact gradient is computable. This clarifies an important issue: The entropy part of the VI objective *not* smooth. We explore solutions based on either proximal optimization, or projected gradient descent exploiting the aforementioned parameter-space guarantees. We illustrate this convergence behavior on a few problems where exact gradients can be computed either analytically or through reduction to a set of one-dimensional numerical integrals.

Convergence guarantees that apply to practical black-box VI using stochastic gradients will require combining these ideas with gradient variance bounds (and perhaps developing stronger bounds). This is an important direction for future work.

2. Overview

2.1. Setup and Notation

This paper considers expectations of f with respect to q . Formally, let

$$l(\mathbf{w}) = \mathbb{E}_{z \sim q(\mathbf{w})} f(z) \quad (1)$$

be a function mapping the parameters of distribution q to an expectation over f . For VI, $f = -\log p$, but the main results apply (and are easier to understand) for a generic f .

Our results are based on location-scale families, the result from drawing $\mathbf{u} \sim s$ from some base density s and then applying an affine transformation $C\mathbf{u} + \mathbf{m}$ (Sec. 3.1). The parameters are \mathbf{m} and C while s is fixed. This family includes Gaussians and Elliptical distributions.

As the results are awkward when stated directly in terms of C and \mathbf{m} , we let $\mathbf{w} = (\mathbf{m}, C)$ be a single vector of all parameters, and let $q(\mathbf{w}) = \text{LocScale}(\mathbf{m}, C, s)$. We call the base distribution s *standardized* if it is zero mean and unit variance, in which case the mean is \mathbf{m} and the variance is CC^\top . We assume $\mathbf{z} \in \mathbb{R}^d$.

2.2. Smoothness and Strong Convexity Guarantees

A first (and minor) contribution of this paper is that strong convexity of f implies strong convexity of l . The convexity result is known (Titsias & Lázaro-gredilla, 2014), while the strong convexity result generalizes a result from Challis & Barber (2013) for Gaussians.

Theorem 1. *Let $q(\mathbf{w})$ be a location-scale family. If $f(z)$*

is differentiable and convex, then $l(\mathbf{w})$ as defined in Eq. (1) is also convex. If, in addition, the base distribution s is standardized and $f(z)$ is c -strongly convex, then $l(\mathbf{w})$ is also c -strongly convex.

The proof is straightforward and intuitive. Despite its simplicity, the strong-convexity result for location-scale families appears to be novel.

Our main contribution is to show an analogous result: Smoothness of f implies smoothness of l . Note this does *not* require that f is convex.

Theorem 2. *Let $q(\mathbf{w})$ be a location-scale family with a standardized base distribution s . If $f(z)$ is M -smooth, then $l(\mathbf{w})$ as defined in Eq. 1 is also M -smooth.*

While simple to state, the proof is slightly elaborate. The main idea is to cast the partial derivatives $\frac{d}{dw_i} l(\mathbf{w})$ as inner-products in a certain Hilbert space, then apply Bessel's inequality to bound the difference of gradients at different points \mathbf{w} . As the reader might wonder if such a construction is really needed, we also discuss why a simpler proof strategy based on the Cauchy-Schwarz inequality is *not* sufficient to prove the above theorem.

Theorem 4 shows that Theorems 1 and 2 are unimprovable without further assumptions. This is done by taking a simple quadratic f , calculating the corresponding l in closed form, and observing that the strong-convexity and smoothness constants are tight.

2.3. Applications to Variational Inference

In variational inference, given some distribution $p(z, \mathbf{x})$ the goal is to find a distribution $q(z|\mathbf{w})$ minimizing the KL-divergence $KL(q(z|\mathbf{w})||p(z|\mathbf{x}))$. This is equivalent to solving

$$\min_{\mathbf{w}} l(\mathbf{w}) + h(\mathbf{w}), \quad (2)$$

$$l(\mathbf{w}) = \mathbb{E}_{z \sim q(\mathbf{w})} [-\log p(z, \mathbf{x})], \quad (3)$$

$$h(\mathbf{w}) = \mathbb{E}_{z \sim q(\mathbf{w})} [\log q(z|\mathbf{w})]. \quad (4)$$

A full discussion of the impact of strong-convexity or smoothness on optimization convergence rates is beyond the scope of this paper (Nesterov, 2014). Still, at a very high-level, the story is simple: A smaller smoothness constant M is better. A larger strong convexity constant c is better. If a problem is strongly-convex and smooth, the *condition number* M/c often determines efficiency. Smoothness is also important for establishing convergence (to a local optima) on non-convex problems (Ghadimi, 2018).

First Application: Parameterization of Distributions. Theorems 1 and 2 require that the base distribution s be

standardized for $l(\mathbf{w})$ to preserve the strong-convexity or smoothness constant of $\log p$. For some distributions (e.g. Gaussians) the common parameterization is standardized, but the exact choice is significant. For example, if a Gaussian is represented with a nonzero mean base distribution, l may fail to be M -smooth. For other distributions (e.g. the multivariate Student-T distribution) the typical parameterization is non-standardized because of the variance. We show an example where this truly does cause the condition number of l to worsen. An alternative parameterization using a standardized base distribution solves the issue.

Second Application: Solution Guarantees. Smoothness or strong-convexity conditions can be used to give guarantees for the parameters \mathbf{w} that solve the optimization in Eq. 2. Intuitively, if $\log(z, \mathbf{x})$ is smooth, then we might expect that the optimal parameters \mathbf{w} would correspond to a distribution $q(\mathbf{w})$ that is spread out. Conversely, if $\log p(z, \mathbf{x})$ is sharply “peaked” around some optima, we might expect that the optimal $q(\mathbf{w})$ to be concentrated near z . The following result confirms both of these intuitions.

Theorem 3. *Let $q(\mathbf{w})$ be a location-scale family with a standardized base distribution s . Suppose $\mathbf{w} = (\mathbf{m}, C)$ solves the optimization in Eq. (2). If $-\log(z, \mathbf{x})$ is c -strongly convex over z , then $\|C\|_F^2 + \|\mathbf{m} - z^*\|_2^2 \leq \frac{d}{c}$, where $z^* = \operatorname{argmax}_z \log(z, \mathbf{x})$.*

Regardless of convexity, if $\log(z, \mathbf{x})$ is M -smooth over z , then $CC^\top \succeq \frac{1}{M}I$.

Intuitively, these results follow from the fact if \mathbf{w} is a minimum, the gradients of l and h must cancel, so the gradient of $l(\mathbf{w})$ is known. But strong-convexity and smoothness conditions mean that only certain gradients for l are possible at a given point in parameter space. Cor. 16 extends this theorem to the case where s may be non-standardized.

Third Application; Convergence Guarantees. The usual motivation for studying strong convexity and smoothness is to provide convergence guarantees. We study convergence in a model where the gradient of l can be evaluated exactly. This is not (usually) realistic, but clarifies certain challenges for optimization created simply by the structure of l . (Better gradient estimators and variance bounds for black-box VI are an active research topic.)

The main convergence issue is that while the negative entropy term $h(\mathbf{w})$ is convex, it is not smooth, since the gradient can change arbitrarily rapidly. This means that naive gradient descent applied to $l + h$ can fail to converge, even if, e.g. l is smooth and strongly convex. We consider two ways to deal with this. The first is to exploit Thm. 3, which states that at the final solution, all eigenvalues of CC^\top are at least $1/M$. It can be shown (Theorem 5) that h is M -smooth when restricted to such parameters. Thus, one can perform gradient descent on $l + h$, projecting onto this re-

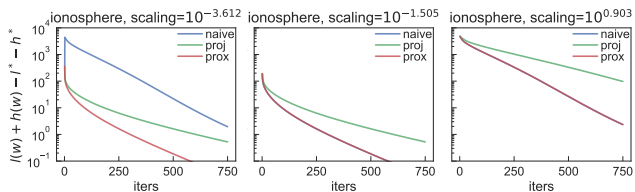


Figure 1. Convergence with difference initializations $C = sI$. If the scaling constant is too small, naive optimization immediately jumps up, then decreases. If the scaling is “just right” naive optimization performs similarly to proximal. If the scaling is too large, all methods are slow. Notice the similarity for naive optimization between the left and right figures.

stricted parameter set. An alternative is to use proximal gradient descent which simply avoids computing the gradient of h .

These results are summarized in Theorem 6 which states that if $-\log p$ is c -strongly convex and M -smooth, then both proximal and projected gradient descent with a step-size of λ converge at a $(1 - \lambda c)^k$ rate where k is the number of iterations. Proximal descent has two advantages: First, it can use a step-size up to $1/M$ whereas projected gradient descent is only guaranteed for $1/(2M)$. Second, the proximal operator seems to be computationally cheaper than projection. These results partially explain why, despite smoothness concerns, gradient descent on $l + h$ does often work well in practice. First, if C is large then projection is unnecessary. Second, h ’s gradient is smooth when C is large, so a regular gradient step can be very similar to a proximal step. We illustrate this on simple linear regression and logistic regression problems.

3. Background

3.1. Location-Scale Families

A multivariate location-scale family (Geyer, 2011) is the result of drawing a sample from a “base” distribution and applying an affine transformation to it. Formally,

$$z \sim \text{LocScale}(\mathbf{m}, C, s) \iff z \stackrel{d}{=} Cu + \mathbf{m}, u \sim s.$$

VI using these families was first studied by Titsias & Lázaro-gredilla (2014). A simple example is the multivariate Gaussian, for which $\text{LocScale}(\mathbf{m}, C, \mathcal{N}(0, I)) = \mathcal{N}(\mathbf{m}, CC^\top)$. Many families are representable, e.g. elliptical distributions such as the multivariate Student-T or Cauchy distributions. More generally, the base distribution need not be symmetric.

Standardized Representations. We say that s is “standardized” if it has mean zero and unit variance, i.e. $\mathbb{E}_{u \sim s} u = 0$ and $\mathbb{V}_{u \sim s} u = I$. When s is standardized, the mean of the location-scale distribution is \mathbf{m} while the

variance is CC^\top . Any location-scale family can be represented using a standardized base distribution, provided the variance exists. If s_0 has mean μ and variance Σ , then $s = \text{LocScale}(-\Sigma^{-1/2}\mu, \Sigma^{-1/2}, s_0)$, is standardized, yet $\text{LocScale}(\mathbf{m}, C, s)$ and $\text{LocScale}(\mathbf{m}, C, s_0)$ index the same set of distributions.

Density. If the base distribution has a density and C is invertible, then the location-scale distribution also has a density, which is $\text{LocScale}(\mathbf{z}|\mathbf{m}, C, s) = \frac{1}{|C|} s(C^{-1}(\mathbf{z} - \mathbf{m}))$.

Entropy. The entropy of random variables under affine transformations is $\text{Entropy}[A\mathbf{u} + \mathbf{b}] = \text{Entropy}[\mathbf{u}] + \log |A|$ (Cover & Thomas, 2006, Sec. 8.6). This means that $\text{Entropy}[\text{LocScale}(\mathbf{m}, C, s)] = \text{Entropy}[s] + \log |C|$.

Notation. Let $\mathbf{w} = (\mathbf{m}, C)$ be a vector containing all components of \mathbf{m} and C . We write $q(\mathbf{w})$ to denote $\text{LocScale}(\mathbf{m}, C, s)$ or $q(\mathbf{z}|\mathbf{w})$ for the density, leaving s implicit. Proofs use $\mathbf{t}_{\mathbf{w}}(\mathbf{u}) = C\mathbf{u} + \mathbf{m}$ to denote the affine mapping determined by parameters \mathbf{w} . $A \preceq B$ means that $B - A$ is positive semidefinite. We assume $\mathbf{z} \in \mathbb{R}^d$. We use a sans-serif font (e.g. \mathbf{u}, \mathbf{z}) to denote random variables.

3.2. Strong Convexity and Lipschitz Smoothness

A function f is **c -strongly convex** if $f(\mathbf{z}) - \frac{c}{2} \|\mathbf{z}\|_2^2$ is convex.

A (possibly non-convex) function f is **M -smooth** if $\|\nabla f(\mathbf{z}) - \nabla f(\mathbf{z}')\|_2 \leq M \|\mathbf{z} - \mathbf{z}'\|_2$.

These can be expressed in other ways. For example, if f is twice differentiable, they become bounds on the Hessian's eigenvalues. Then, c -strong convexity means that $cI \preceq \nabla^2 f(\mathbf{z})$ while M -smoothness means that $\nabla^2 f(\mathbf{z}) \preceq MI$.

3.3. Bessel's Inequality

Bessel's inequality states that if $\{\mathbf{a}_1, \dots, \mathbf{a}_k\}$ are orthonormal in some inner-product $\langle \cdot, \cdot \rangle$ with corresponding norm $\|\cdot\|$, then

$$\sum_{i=1}^k |\langle \mathbf{a}_i, \mathbf{x} \rangle|^2 \leq \|\mathbf{x}\|^2.$$

This can be seen as a generalization of the Cauchy-Schwarz inequality $|\langle \mathbf{y}, \mathbf{x} \rangle|^2 \leq \|\mathbf{y}\|^2 \|\mathbf{x}\|^2$, which follows from using the singleton set $\{\mathbf{a}_1\} = \{\mathbf{y}/\|\mathbf{y}\|\}$. With a bit more effort, one can also deduce Bessel's inequality from Cauchy-Schwarz (Rooi & Bayat, 2012; Hasegawa & Karamakar).

4. Theoretical Guarantees

4.1. Convexity and Strong Convexity

Theorem 1. *Let $q(\mathbf{w})$ be a location-scale family. If $f(\mathbf{z})$ is differentiable and convex, then $l(\mathbf{w})$ as defined in Eq.*

(1) *is also convex. If, in addition, the base distribution s is standardized and $f(\mathbf{z})$ is c -strongly convex, then $l(\mathbf{w})$ is also c -strongly convex.*

Proof. (Convexity) Represent l as $l(\mathbf{w}) = \mathbb{E}_{\mathbf{u} \sim s} f(\mathbf{t}_{\mathbf{w}}(\mathbf{u}))$ where $\mathbf{t}_{\mathbf{w}}(\mathbf{u}) = C\mathbf{u} + \mathbf{m}$. For fixed \mathbf{u} , $\mathbf{t}_{\mathbf{w}}(\mathbf{u})$ is linear in \mathbf{w} . Thus, given any two parameter vectors \mathbf{w} and \mathbf{v} and any $\alpha, \beta \in (0, 1)$ with $\alpha + \beta = 1$, since f is convex,

$$\begin{aligned} l(\alpha\mathbf{w} + \beta\mathbf{v}) &= \mathbb{E}_{\mathbf{u} \sim s} f(\mathbf{t}_{\alpha\mathbf{w} + \beta\mathbf{v}}(\mathbf{u})) \\ &= \mathbb{E}_{\mathbf{u} \sim s} f(\alpha\mathbf{t}_{\mathbf{w}}(\mathbf{u}) + \beta\mathbf{t}_{\mathbf{v}}(\mathbf{u})) \\ &\leq \mathbb{E}_{\mathbf{u} \sim s} \alpha f(\mathbf{t}_{\mathbf{w}}(\mathbf{u})) + \beta f(\mathbf{t}_{\mathbf{v}}(\mathbf{u})) \\ &= \alpha l(\mathbf{w}) + \beta l(\mathbf{v}). \end{aligned}$$

(Strong convexity) If f is c -strongly convex then $f(\mathbf{z}) = f_0(\mathbf{z}) + \frac{c}{2} \|\mathbf{z}\|_2^2$ for some convex function f_0 . Thus,

$$l(\mathbf{w}) = l_0(\mathbf{w}) + \frac{c}{2} \mathbb{E}_{\mathbf{z} \sim q(\mathbf{w})} \|\mathbf{z}\|_2^2,$$

where $l_0(\mathbf{w}) = \mathbb{E}_{\mathbf{z} \sim q(\mathbf{w})} f_0(\mathbf{z})$ is convex by the previous reasoning. Then, it isn't too hard to show that

$$\mathbb{E}_{\mathbf{z} \sim q(\mathbf{w})} \|\mathbf{z}\|_2^2 = \mathbb{E}_{\mathbf{u} \sim s} \|C\mathbf{u} + \mathbf{m}\|_2^2 = \|C\|_F^2 + \|\mathbf{m}\|_2^2. \quad (5)$$

Since $\|\mathbf{w}\|_2^2 = \|C\|_F^2 + \|\mathbf{m}\|_2^2$, we have that $l(\mathbf{w}) = l_0(\mathbf{w}) + \frac{c}{2} \|\mathbf{w}\|_2^2$ is c -strongly convex. \square

For convexity, the proof only uses that $q(\mathbf{w})$ can be generated using some $\mathbf{t}_{\mathbf{w}}$ that is linear in \mathbf{w} . This holds with any base distribution s . The strong convexity proof uses that s is standardized in the second equality in Eq. 5.

The convexity result (and proof) is essentially the same as that of Titsias & Lázaro-gredilla (2014, Appendix, Proposition 1). Despite its simplicity, the strong-convexity guarantee appears to be novel. Challis & Barber (2013, Sec. 3.2) give a related strong-convexity guarantee for Gaussian variational distributions applied to targets with Gaussian priors.

4.2. Lipschitz Smoothness Warmup

This section is purely expository, and is not used below. Before proving the main smoothness result, it is useful to sketch a simpler proof for a weaker result. Its shortcomings illustrate why the main proof is constructed as it is. Suppose that \mathbf{w} and \mathbf{v} are two parameter vectors. Define $\mathbf{a}_i(\mathbf{u}) = \frac{d}{dw_i} \mathbf{t}_{\mathbf{w}}(\mathbf{u})$ to be the partial derivative of the affine mapping determined by parameters \mathbf{w} with respect to component w_i . It is easy to see that (as the notation suggests) $\mathbf{a}_i(\mathbf{u})$ is independent of \mathbf{w} . Thus, we can write that

$$\frac{dl(\mathbf{w})}{dw_i} = \mathbb{E}_{\mathbf{u} \sim s} \frac{df(\mathbf{t}_{\mathbf{w}}(\mathbf{u}))}{dw_i} = \mathbb{E}_{\mathbf{u} \sim s} \langle \mathbf{a}_i(\mathbf{u}), \nabla f(\mathbf{t}_{\mathbf{w}}(\mathbf{u})) \rangle_2, \quad (6)$$

where $\langle \cdot \rangle_2$ denotes the Euclidean inner-product.

Taking the squared difference of two parameter vectors, we can then show that

$$\left(\frac{d}{dw_i} l(\mathbf{w}) - \frac{d}{dv_i} l(\mathbf{v}) \right)^2 \quad (7)$$

$$= \left(\mathbb{E}_{\mathbf{u} \sim s} \langle \mathbf{a}_i(\mathbf{u}), \nabla f(\mathbf{t}_{\mathbf{w}}(\mathbf{u})) - \nabla f(\mathbf{t}_{\mathbf{v}}(\mathbf{u})) \rangle_2 \right)^2 \quad (8)$$

$$\leq \mathbb{E}_{\mathbf{u} \sim s} \langle \mathbf{a}_i(\mathbf{u}), \nabla f(\mathbf{t}_{\mathbf{w}}(\mathbf{u})) - \nabla f(\mathbf{t}_{\mathbf{v}}(\mathbf{u})) \rangle_2^2 \quad (9)$$

$$\leq \mathbb{E}_{\mathbf{u} \sim s} \|\mathbf{a}_i(\mathbf{u})\|_2^2 \mathbb{E}_{\mathbf{u} \sim s} \|\nabla f(\mathbf{t}_{\mathbf{w}}(\mathbf{u})) - \nabla f(\mathbf{t}_{\mathbf{v}}(\mathbf{u}))\|_2^2 \quad (10)$$

$$= \mathbb{E}_{\mathbf{u} \sim s} \|\nabla f(\mathbf{t}_{\mathbf{w}}(\mathbf{u})) - \nabla f(\mathbf{t}_{\mathbf{v}}(\mathbf{u}))\|_2^2 \quad (11)$$

$$\leq M^2 \mathbb{E}_{\mathbf{u} \sim s} \|\mathbf{t}_{\mathbf{w}}(\mathbf{u}) - \mathbf{t}_{\mathbf{v}}(\mathbf{u})\|_2^2 \quad (12)$$

$$= M^2 \|\mathbf{w} - \mathbf{v}\|_2^2. \quad (13)$$

Eq. 8 uses the previous representation of dl/dw_i in terms of \mathbf{a}_i (Eq. 6). Eq. 9 uses Jensen's inequality. Eq. 10 applies Cauchy-Schwarz in the inner-product $\langle \mathbf{a}, \mathbf{b} \rangle_s = \mathbb{E}_{\mathbf{u} \sim s} \langle \mathbf{a}(\mathbf{u}), \mathbf{b}(\mathbf{u}) \rangle_2$. Eq. 11 uses that $\mathbb{E}_{\mathbf{u} \sim s} \|\mathbf{a}_i(\mathbf{u})\|_2^2 = 1$ (Lemma 13). Eq. 12 uses that f is M -smooth. Eq. 13 uses that $\mathbb{E}_{\mathbf{u} \sim s} \|\mathbf{t}_{\mathbf{w}}(\mathbf{u}) - \mathbf{t}_{\mathbf{v}}(\mathbf{u})\|_2^2 = \|\mathbf{w} - \mathbf{v}\|_2^2$, which can be checked by a simple calculation (Lemma 14).

While this result is correct, it is weak: it only gives that $l(\mathbf{w})$ is $\sqrt{\text{len}(\mathbf{w})} \times M$ smooth, where $\text{len}(\mathbf{w})$ is the number of parameters. Section 4.3 will reduce this to M . Intuitively, the looseness is due to using Cauchy-Schwarz independently for different parameters. In passing from Eq. 9 to Eq. 10 we essentially use the worst-case condition that $\nabla f(\mathbf{t}_{\mathbf{w}}(\mathbf{u})) - \nabla f(\mathbf{t}_{\mathbf{v}}(\mathbf{u}))$ is in the same direction as $\mathbf{a}_i(\mathbf{u})$. While this may be true for any particular component i , it cannot be true for *all components simultaneously*, since the different $\mathbf{a}_i(\mathbf{u})$ often point in different directions (Fig 2). In fact, the functions \mathbf{a}_i turn out to be *orthonormal* in the inner-product $\langle \cdot, \cdot \rangle_s$. This enables the following proof to use Bessel's inequality rather than Cauchy-Schwarz.

4.3. Lipschitz Smoothness

The following is the main technical result of this paper. It states that if $q(\mathbf{w})$ is a location-scale family with a zero-mean, unit variance base distribution, then $f(\mathbf{z})$ being M -smooth implies that $l(\mathbf{w})$ is also M -smooth. Note here that we do not need to assume that $f(\mathbf{z})$ is convex, nor that s is spherically symmetric.

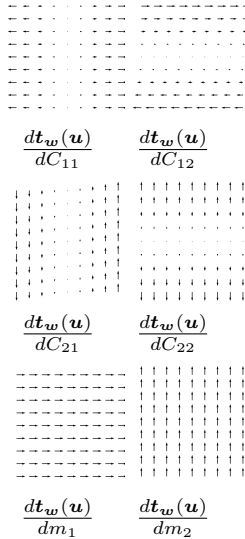


Figure 2. Visualization of $\mathbf{a}_i(\mathbf{u}) = \frac{d\mathbf{t}_{\mathbf{w}}(\mathbf{u})}{dw_i}$.

Theorem 2. Let $q(\mathbf{w})$ be a location-scale family with a standardized base distribution s . If $f(\mathbf{z})$ is M -smooth, then $l(\mathbf{w})$ as defined in Eq. 1 is also M -smooth.

Proof. We give the high-level structure of the proof, referring to numerous technical lemmas proven in Section 8 (in the Appendix). The main idea is to write derivatives of l as inner-products. Lemma 11 shows that we can define a valid inner-product between functions $\mathbf{a}, \mathbf{b} : \mathbb{R}^d \rightarrow \mathbb{R}^k$ as $\langle \mathbf{a}, \mathbf{b} \rangle_s = \mathbb{E}_{\mathbf{u} \sim s} \mathbf{a}(\mathbf{u})^\top \mathbf{b}(\mathbf{u})$. Then, if we define the transformation $\mathbf{t}_{\mathbf{w}}(\mathbf{u}) = C\mathbf{u} + \mathbf{m}$, the derivatives become

$$\frac{d}{dw_i} l(\mathbf{w}) = \mathbb{E}_{\mathbf{u} \sim s} \frac{d}{dw_i} f(\mathbf{t}_{\mathbf{w}}(\mathbf{u})) = \langle \mathbf{a}_i, \nabla f \circ \mathbf{t}_{\mathbf{w}} \rangle_s,$$

where we define $\mathbf{a}_i(\mathbf{u}) = \frac{d}{dw_i} \mathbf{t}_{\mathbf{w}}(\mathbf{u})$. (As the notation suggests, this turns out to be independent of \mathbf{w} .) Using the above representation, the difference of gradients becomes

$$\begin{aligned} \|\nabla l(\mathbf{w}) - \nabla l(\mathbf{v})\|_2^2 &= \sum_{i=1}^k \langle \mathbf{a}_i, \Delta f \rangle_s^2, \\ \Delta f(\mathbf{u}) &= \nabla f(\mathbf{t}_{\mathbf{w}}(\mathbf{u})) - \nabla f(\mathbf{t}_{\mathbf{v}}(\mathbf{u})). \end{aligned}$$

The point of casting the difference of gradients into this form is that these elements $\{\mathbf{a}_i\}$ turn out to be *orthonormal* in $\langle \cdot, \cdot \rangle_s$, and so by Bessel's inequality $\sum_{i=1}^k \langle \mathbf{a}_i, \Delta f \rangle_s^2 \leq \|\Delta f\|_s^2$, after which applying the smoothness assumption for f and taking some simple expectations gives the result.

Written more explicitly, the proof is as follows:

$$\begin{aligned} \|\nabla l(\mathbf{w}) - \nabla l(\mathbf{v})\|_2^2 &= \sum_i \langle \mathbf{a}_i, \nabla f \circ \mathbf{t}_{\mathbf{w}} - \nabla f \circ \mathbf{t}_{\mathbf{v}} \rangle_s^2 \\ &\quad \text{(By Lemma 12)} \\ &\leq \|\nabla f \circ \mathbf{t}_{\mathbf{w}} - \nabla f \circ \mathbf{t}_{\mathbf{v}}\|_s^2 \quad (14) \\ &\quad \text{(By Lemma 13 and Bessel's inequality)} \\ &= \mathbb{E}_{\mathbf{u} \sim s} \|\nabla f(\mathbf{t}_{\mathbf{w}}(\mathbf{u})) - \nabla f(\mathbf{t}_{\mathbf{v}}(\mathbf{u}))\|_2^2 \\ &\quad \text{(From the definition of } \langle \cdot, \cdot \rangle_s \text{)} \\ &\leq M^2 \mathbb{E}_{\mathbf{u} \sim s} \|\mathbf{t}_{\mathbf{w}}(\mathbf{u}) - \mathbf{t}_{\mathbf{v}}(\mathbf{u})\|_2^2 \quad (15) \\ &\quad \text{(By the smoothness of } f \text{)} \\ &= M^2 \|\mathbf{w} - \mathbf{v}\|_2^2. \\ &\quad \text{(By Lemma 14)} \end{aligned}$$

□

Note that the *only* inequalities used in this proof are (1) the application of Bessel's inequality in Eq. 14 and (2) the bound on the difference of gradients of f provided by the assumption that f is M -smooth in Eq. 15. Thus, the tightness of the final bound that $\|\nabla l(\mathbf{w}) - \nabla l(\mathbf{v})\|_2 \leq$

$M \|\mathbf{w} - \mathbf{v}\|_2$ is determined by the tightness of these two inequalities.

This result itself is a deterministic property of the function $l(\mathbf{w})$, independent of any method one might use for estimating or optimizing it. Yet, it is interesting the proof uses a construction very similar to the ‘‘reparameterization trick’’ for gradient estimation.

4.4. Quadratic f

Strong convexity and smoothness assumptions on f essentially amount to quadratic lower and upper-bounds respectively. It is useful, therefore, to suppose that f is *exactly* a quadratic, since in this case $l(\mathbf{w})$ can be calculated in closed-form.

Theorem 4. *For any $q(\mathbf{w})$ (not necessarily in a location-scale family), if $f(\mathbf{z}) = \frac{a}{2} \|\mathbf{z} - \mathbf{z}^*\|_2^2$ then*

$$l(\mathbf{w}) = \frac{a}{2} \left(\left\| \mathbb{E}_{q(\mathbf{w})} [\mathbf{z}] - \mathbf{z}^* \right\|_2^2 + \text{tr} \mathbb{V}_{q(\mathbf{w})} [\mathbf{z}] \right). \quad (16)$$

If in addition $q(\mathbf{w}) = \text{LocScale}(\mathbf{m}, C, s)$, then

$$l(\mathbf{w}) = \frac{a}{2} \left(\left\| C \mathbb{E}_{\mathbf{u} \sim s} [\mathbf{u}] + \mathbf{m} - \mathbf{z}^* \right\|_2^2 + \text{tr} C \mathbb{V}_{\mathbf{u} \sim s} [\mathbf{u}] C^\top \right). \quad (17)$$

If in addition s is standardized, then

$$l(\mathbf{w}) = \frac{a}{2} \left(\|\mathbf{m} - \mathbf{z}^*\|_2^2 + \text{tr} \|C\|_F^2 \right). \quad (18)$$

This shows that Theorems 1 and 2 cannot be improved in general. To see this, define $\bar{\mathbf{w}} = (\mathbf{z}^*, 0_{d \times d})$, where $0_{d \times d}$ is a $d \times d$ matrix of zeros. Then, Eq. 18 can be equivalently written as $l(\mathbf{w}) = \frac{a}{2} \|\mathbf{w} - \bar{\mathbf{w}}\|_2^2$. Thus, the best possible smoothness and strong convexity guarantees for l are the same as those of f (that is, they are all a).

5. Applications

5.1. First Application: Parameterization of Distributions

The same variational family can be parameterized in different ways. One might ask if the location-scale family is the ‘‘best’’ parameterization. The most common case is the Gaussian $\mathcal{N}(\mu, \Sigma)$, which is usually parameterized via (\mathbf{m}, C) where $\mu = \mathbf{m}$ and (with full-covariance) $\Sigma = CC^\top$ (Challis & Barber, 2013). While this corresponds to a location-scale family with a standardized base distribution, one could conceivably use other parameterizations. For example, one might parameterize with (\mathbf{m}, Σ) , directly representing the covariance. However, Thm. 4 shows that this parameterization may not preserve strong convexity. To see this, note that Eq. 16 becomes

$l(\mathbf{w}) = \frac{a}{2} (\|\mathbf{m} - \mathbf{z}^*\|_2^2 + \text{tr} \Sigma)$. This is linear in Σ and thus not strongly convex.

One might also parameterize the Gaussian using a non-standardized location-scale family. For example, it might seem harmless to use $q(\mathbf{w}) = \mathcal{N}(\mu_0 + \mathbf{m}, CC^\top)$ with some nonzero μ_0 . However, in this case, Eq. 17 becomes $l(\mathbf{w}) = \frac{a}{2} (\|C\mu_0 + \mathbf{m} - \mathbf{z}^*\|_2^2 + \|C\|_F^2)$. Due to the interaction of C and \mathbf{m} this does not preserve the smoothness constant of f (Example 8).

For some families, there is little guidance for parameterization. As an example, suppose that $q(\mathbf{w}) = \text{StudentT}_\nu(\mathbf{m}, CC^\top)$ is a Student-T distribution with ν degrees of freedom. This is a location-scale family, but corresponds to a non-standardized base distribution. Example 9 shows that the resulting l is

$$l(\mathbf{w}) = \frac{a}{2} \left(\frac{\nu}{\nu - 2} \|S\|_F^2 + \|\mathbf{m} - \mathbf{z}_0\|_2^2 \right).$$

This shows a ‘‘gap’’ in it is a -strongly convex but $a \frac{\nu}{\nu - 2}$ smooth. So, again, smoothness is not preserved under this parameterization, which can lead to l having worse conditioning than f . On the other hand, the same family of distributions can be parameterized as $q(\mathbf{w}) = \text{StudentT}_\nu(\mathbf{m}, \frac{\nu - 2}{\nu} CC^\top)$. Example 10 shows that this corresponds to a standardized distribution, and so the resulting l is exactly as in Eq. 18. More generally, this parameterization will preserve whatever smoothness or strong-convexity constants f might have.

5.2. Second Application: Solution Guarantees

We now turn explicitly towards the application of these ideas to variational inference. Recall the VI objective in Eq. (2) where the goal is to minimize $l(\mathbf{w}) + h(\mathbf{w})$. (Where l is defined as Eq. (1) but with $f(\mathbf{z}) = -\log p(\mathbf{z}|\mathbf{x})$.)

Intuitively, $l(\mathbf{w})$ encourages \mathbf{w} to be selected so $p(\mathbf{z}|\mathbf{w})$ is large in high-probability regions of q . The negative entropy $h(\mathbf{w})$ discourages q from becoming too concentrated. Intuitively, one might expect that certain properties in p would imply properties of the optimal parameters \mathbf{w}^* . For example, if the distribution of p is ‘‘spread out’’, one might expect that the optimal distribution $q(\mathbf{w}^*)$ would also be. Conversely, if p were highly concentrated, one might expect the same of $q(\mathbf{w}^*)$.

Theorem 3. *Let $q(\mathbf{w})$ be a location-scale family with a standardized base distribution s . Suppose $\mathbf{w} = (\mathbf{m}, C)$ solves the optimization in Eq. (2). If $-\log(\mathbf{z}, \mathbf{x})$ is c -strongly convex over \mathbf{z} , then $\|C\|_F^2 + \|\mathbf{m} - \mathbf{z}^*\|_2^2 \leq \frac{d}{c}$, where $\mathbf{z}^* = \text{argmax}_{\mathbf{z}} \log(\mathbf{z}, \mathbf{x})$.*

Regardless of convexity, if $\log(\mathbf{z}, \mathbf{x})$ is M -smooth over \mathbf{z} , then $CC^\top \succeq \frac{1}{M} I$.

The proof is in Section 9 (in the Appendix). The idea is that if \mathbf{w} is optimal then the gradients of l and h must cancel, and so the exact gradient of l is known. However, strong-convexity and smoothness conditions control what gradients are possible: If l is strongly convex, a standard strong-convexity bound on $\|\mathbf{w} - \bar{\mathbf{w}}\|_2$ in terms of $\langle \nabla l(\mathbf{w}) - \nabla l(\bar{\mathbf{w}}), \mathbf{w} - \bar{\mathbf{w}} \rangle$ quickly produces first result. If l is smooth, a quadratic upper-bound can be created based on the local gradient. If we suppose it were not true that $CC^\top \succeq \frac{1}{M}I$, then the singular value decomposition of C could be used to construct a strictly better solution, a contradiction.

The smoothness and strong convexity cases are analogous in giving lower and upper bounds on the eigenvalues of CC^\top , respectively. However, seen this way, the smoothness result is somewhat stronger: When $\log p$ is smooth, we know that each eigenvalue of CC^\top is at least $\frac{1}{M}$, while when $-\log p$ is strongly convex, we only know¹ that the *mean* eigenvalue is at most $\frac{1}{c}$.

The results of Theorem 3 can be equivalently stated as distributional properties. When $-\log p$ is strongly convex, the result is that $\text{tr } \mathbb{V}[z] + \|\mathbb{E}[z] - z^*\|_2^2 \leq \frac{d}{c}$, while if smooth, the result is that $\mathbb{V}[z] \succeq \frac{1}{M}I$. These relationships hold even if the base distribution is *not* standardized. This is because (as in Sec. (3.1)) a family with a non-standardized base distribution can also be represented with a standardized one. This is formalized in Cor. 16.

5.3. Third Application: Convergence Guarantees

We now turn to optimization convergence rates. Broadly speaking, if an objective is strongly convex and smooth, then gradient descent with an appropriate step-size will succeed (Bottou et al., 2016). However, in optimizing (2), the negative entropy term h creates complications. For any location-scale family this is (up to a constant, see Section 3.1) $-\log |C|$. While convex, the gradient $-C^{-\top}$ can change arbitrarily rapidly when the singular values of C are close to zero. Thus, h is *not* Lipschitz-smooth. This poses a challenge for establishing convergence rates for gradient descent applied directly to $l + h$.

One way of dealing with this problem is to exploit the previous constraint on the optimal parameters. Define

$$\mathcal{W}_M = \left\{ \mathbf{w} \mid \sigma_{\min}(C) \geq \frac{1}{\sqrt{M}} \right\}$$

to be the set of parameters where all singular values of C are at least $1/\sqrt{M}$. The following result confirms that h is smooth over this set.

Theorem 5. $h(\mathbf{w})$ is M -smooth over \mathcal{W}_M .

¹ $\frac{1}{d} \|C\|_F^2 = \frac{1}{d} \text{tr } C^\top C$ and the trace is a sum of eigenvalues.

Combining this with Thm. 3 makes it possible to give a convergence guarantee: If $\log p(\mathbf{z}, \mathbf{x})$ is M -smooth over \mathbf{z} , and s is standardized, then we know both that (1) the optimal parameters lie in \mathcal{W}_M and (2) that $l + h$ is $2M$ smooth over \mathcal{W}_M (Since the sum of two M -smooth functions is $2M$ smooth). This makes it possible to give convergence bounds for projected gradient descent on $l + h$.

Another way of dealing with the problem is to use *proximal* optimization. Intuitively, the idea is as follows: Suppose we were to apply projected gradient descent to the problem in Eq. 2. With a constant step-size λ , this would involve the iteration $\mathbf{w}' = \mathbf{w} - \lambda(\nabla l(\mathbf{w}) + \nabla h(\mathbf{w}))$. This can equivalently be seen as minimizing a linear approximation of $l + h$ at \mathbf{w} , with a quadratic penalty, i.e. setting

$$\begin{aligned} \mathbf{w}' &= \underset{\mathbf{v}}{\text{argmin}} r_{\mathbf{w}}(\mathbf{v}) + \frac{1}{2\lambda} \|\mathbf{v} - \mathbf{w}_k\|^2, \\ r_{\mathbf{w}}(\mathbf{v}) &= l(\mathbf{w}) + h(\mathbf{w}) + \langle \nabla l(\mathbf{w}) + \nabla h(\mathbf{w}), \mathbf{v} - \mathbf{w} \rangle. \end{aligned} \quad (19)$$

If $h(\mathbf{w})$ is not smooth, the essential problem is that even if \mathbf{v} is close to \mathbf{w} , $h(\mathbf{w}) + \langle \nabla h(\mathbf{w}), \mathbf{v} - \mathbf{w} \rangle$ might be a very poor approximation of $h(\mathbf{v})$. From this perspective, a natural idea is to leave $h(\mathbf{w})$ *unapproximated*, i.e. to linearize l only. This would mean again using Eq. 19 but with

$$r_{\mathbf{w}}(\mathbf{v}) = l(\mathbf{w}) + \langle \nabla l(\mathbf{w}), \mathbf{v} - \mathbf{w} \rangle + h(\mathbf{v}). \quad (21)$$

With $r_{\mathbf{w}}$ as defined in Eq. 21, the iteration in Eq. 19 can be shown to be equivalent to $\mathbf{w}' = \text{prox}_\lambda[\mathbf{w} - \lambda \nabla l(\mathbf{w})]$, where the proximal operator is defined as

$$\text{prox}_\lambda[\mathbf{w}] = \underset{\mathbf{v} \in \mathcal{W}}{\text{argmin}} h(\mathbf{v}) + \frac{1}{2\lambda} \|\mathbf{v} - \mathbf{w}\|_2^2.$$

More generally, one might use a different measure of the distance of \mathbf{w} and \mathbf{v} than Euclidean. If this is replaced with a Bregman divergence, then the *Mirror Descent* algorithm results. The optimization literature contains numerous convergence results for proximal gradient algorithms (Beck & Teboulle, 2009; Parikh, 2014).

Theorem 6. Let $-\log p(\mathbf{z}, \mathbf{x})$ be M -smooth and c -strongly convex over \mathbf{z} , and let s be standardized. Then,

- (proximal gradient descent) $0 < \lambda \leq \frac{1}{M}$ with

$$\mathbf{w}_{k+1} \leftarrow \underset{\lambda}{\text{prox}}[\mathbf{w}_k - \lambda \nabla l(\mathbf{w}_k)],$$

- (projected gradient descent) $0 < \lambda \leq \frac{1}{2M}$ with

$$\mathbf{w}_{k+1} \leftarrow \text{proj}_{\mathcal{W}_M}[\mathbf{w}_k - \lambda(\nabla l(\mathbf{w}_k) + \nabla h(\mathbf{w}_k))],$$

both produce iterates that converge to the optimal value $v^* = \min_{\mathbf{w} \in \mathcal{W}} l(\mathbf{w}) + h(\mathbf{w})$ as

$$\begin{aligned} &(l(\mathbf{w}_{k+1}) + h(\mathbf{w}_{k+1}) - v^*) \\ &\leq (1 - \lambda c)^k (l(\mathbf{w}_k) + h(\mathbf{w}_k) - v^*). \end{aligned}$$

Proximal gradient descent has two advantages. First, it permits a larger step size, so approximately half as many iterations are necessary for the same convergence guarantee. Second, the proximal operator is faster to compute. The following result (proof in section 10.1) shows that the proximal operator can be easily computed in $\mathcal{O}(d)$ time, provided that C is triangular. The projection operator appears to require computing a singular value decomposition which takes $\Omega(d^3)$ time (with current algorithms).

Theorem 7. *Suppose $h(w)$ corresponds to a location-scale family with a standardized s , and $w = (m, C)$.*

- If C has singular value decomposition $C = USV^\top$, then $\text{proj}_{\mathcal{W}}(w) = (m, UTV^\top)$, where T is a diagonal matrix with $T_{ii} = \max\left(S_{ii}, \frac{1}{\sqrt{M}}\right)$.
- If C is triangular with a positive diagonal, then $\text{prox}_\lambda(w) = (m, C + \Delta C)$, where ΔC is a diagonal matrix with $\Delta C_{ii} = \frac{1}{2} \left(\sqrt{C_{ii}^2 + 4\lambda} - C_{ii} \right)$.

Both of these operators are highly intuitive. The projection operator simply increases any singular values below $\frac{1}{\sqrt{M}}$ to $\frac{1}{\sqrt{M}}$. The proximal can be understood by noticing that if C_{ii} is very small, then $\Delta C_{ii} \approx \lambda$. On the other hand, if C_{ii} is very large, then $\Delta C_{ii} \approx 0$. Thus, the proximal operator has the effect of keeping the diagonal entries away from 0.

6. Demonstration

To avoid complications related to stochastic gradients, we consider two settings where $l(w)$ and its gradient can be computed (nearly) exactly. Take a dataset $(x_1, y_1), \dots, (x_N, y_N)$ and a model $p(z, y|x) = p(z) \prod_{n=1}^N p(y_n|x_n, z)$. The prior $p(z)$ is a standard Gaussian. We consider both linear regression with $p(y_n|x_n, z) = \mathcal{N}(y_n|\mu = z^\top x_n, \sigma^2 = 1)$ for real y_n and logistic regression with $p(y_n|x_n, z) = \sigma(y_n x_n^\top z)$ for $y_n \in \{-1, +1\}$. It can be shown that $\log p(z, y|x)$ for linear regression is c -strongly convex and M smooth for $c = 1 + \sigma_{\min}(XX^\top)$ and $M = 1 + \sigma_{\max}(XX^\top)$ where X is a matrix with x_n on row n . For logistic regression, $c = 1 + \frac{1}{4}\sigma_{\min}(XX^\top)$ and $M = 1 + \frac{1}{4}\sigma_{\max}(XX^\top)$.

For linear regression, l has a closed form. For logistic regression, we compute l via a spline interpolation over a space of pre-computed one dimensional integrals: Observe that if $g_\phi(a, b) = \mathbb{E}_{t \sim \mathcal{N}(0,1)} \phi(a + bt)$, then $\mathbb{E}_{z \sim \mathcal{N}(m, CC^\top)} \phi(yx^\top z) = g_\phi(yx^\top m, \|C^\top x\|_2)$. By choosing $\phi(\cdot) = \log \sigma(\cdot)$, we can thus reduce the expectation of $\log p$ over q to a sum of evaluations of g_ϕ . By pre-computing g_ϕ over a grid of inputs (a, b) we can approximate $l(w)$ with high accuracy via spline interpolation.

For all datasets, we initialize m to zero. Initializing C is a

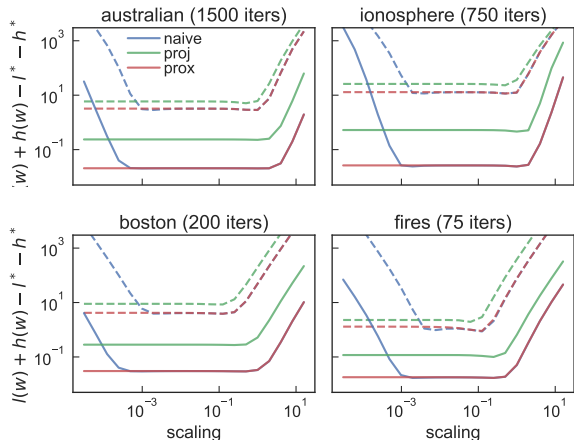


Figure 3. Looseness of the objective obtained by naive gradient descent ($\lambda = 1/M$), projected gradient descent ($\lambda = 1/(2M)$) and proximal gradient descent ($\lambda = 1/M$). Optimization starts with $m = 0$ and $C = sI$ where s is a scaling factor. Solid lines show results after enough iterations for proximal optimization to converge to less than 10^{-1} . Dotted lines show results after $\frac{1}{10}$ -th as many iterations. Proximal optimization starting with $C \approx 0$ always performs well. Projected gradient descent requires more iterations. Naive optimization can work well, but is not guaranteed and requires careful initialization.

bit more tricky. For the algorithms suggested in this paper, it is fine to initialize C to zero. However, naive gradient descent performs poorly with this. To give every benefit to naive optimization, we initialize $C = \rho I$ for a range of scaling constants ρ .

Figure 3 shows the results of running the three algorithms considered. Proximal gradient descent initialized to $C \approx 0$ uniformly performs best, though projected gradient descent converges only slightly slower.

Naive gradient descent performs very similarly to proximal gradient descent for certain scaling factors. There is a symmetry in the behavior with small and large ρ . This seemingly strange behavior can be explained by two observations. First, when C is very large, the entropy is locally nearly linear, and so a proximal descent step is very similar to a naive gradient step. This explains why naive VI performs so similarly to proximal descent for large ρ . Second, if naive gradient descent is initialized with a *small* scaling factor, the huge gradient of the entropy term means the first iteration takes the solution to a correspondingly *large* scaling factor at the second iteration. This explains the near-symmetry between large and small ρ with naive gradient descent. In these examples, a carefully chosen ρ performs well, though this may be hard to find and there is no guarantee in general.

References

- Alquier, P. and Ridgway, J. Concentration of tempered posteriors and of their variational approximations. *arXiv:1706.09293 [cs, math, stat]*, 2017.
- Beck, A. and Teboulle, M. Gradient-based algorithms with applications to signal recovery. *Convex optimization in signal processing and communications*, pp. 42–88, 2009.
- Blei, D. M., Kucukelbir, A., and McAuliffe, J. D. Variational Inference: A Review for Statisticians. *Journal of the American Statistical Association*, 112(518):859–877, 2017.
- Bottou, L., Curtis, F. E., and Nocedal, J. Optimization Methods for Large-Scale Machine Learning. *arXiv:1606.04838 [cs, math, stat]*, 2016.
- Buchholz, A., Wenzel, F., and Mandt, S. Quasi-Monte Carlo Variational Inference. In *ICML*, 2018.
- Challis, E. and Barber, D. Gaussian Kullback-Leibler Approximate Inference. *Journal of Machine Learning Research*, 14:2239–2286, 2013.
- Cover, T. M. and Thomas, J. A. *Elements of Information Theory*. Wiley-Interscience, Hoboken, N.J, 2nd ed edition, 2006.
- Fan, K., Wang, Z., Beck, J., Kwok, J., and Heller, K. Fast Second-Order Stochastic Backpropagation for Variational Inference. In *NIPS*, 2015.
- Fan, K., Zhang, Y., Heno, R., and Heller, K. Triply Stochastic Variational Inference for Non-linear Beta Process Factor Analysis. In *2016 IEEE 16th International Conference on Data Mining (ICDM)*, pp. 121–130, 2016.
- Geyer, C. J. Statistics 5101 Lecture Slides, Deck 5. <http://www.stat.umn.edu/geyer/f11/5101/slides/s5.pdf>, 2011.
- Ghadimi, S. Conditional gradient type methods for composite nonlinear and stochastic optimization. *Mathematical Programming*, 2018.
- Ghahramani, Z. and Beal, M. Propagation Algorithms for Variational Bayesian Learning. In *NIPS*, 2001.
- Guo, F., Wang, X., Fan, K., Broderick, T., and Dunson, D. B. Boosting Variational Inference. *arXiv:1611.05559 [cs, stat]*, 2016.
- Hasegawa, R. and Karamakar, B. Generalizations of Cauchy-Schwarz in Probability Theory.
- Khan, M. E. and Lin, W. Conjugate-Computation Variational Inference: Converting Variational Inference in Non-Conjugate Models to Inferences in Conjugate Models. In *AISTATS*, volume 54 of *Proceedings of Machine Learning Research*, pp. 878–887. PMLR, 2017.
- Khan, M. E., Baqué, P., Fleuret, F., and Fua, P. Kullback-Leibler proximal variational inference. In *Advances in Neural Information Processing Systems*, pp. 3402–3410, 2015.
- Khan, M. E., Babanezhad, R., Lin, W., Schmidt, M., and Sugiyama, M. Faster Stochastic Variational Inference using Proximal-Gradient Methods with General Divergence Functions. In *UAI*, 2016.
- Kucukelbir, A., Tran, D., Ranganath, R., Gelman, A., and Blei, D. M. Automatic Differentiation Variational Inference. *Journal of Machine Learning Research*, 18(14): 1–45, 2017.
- Locatello, F., Khanna, R., Ghosh, J., and Ratsch, G. Boosting Variational Inference: An Optimization Perspective. In *AISTATS*, pp. 464–472, 2018.
- Mohamad, S., Bouchachia, A., and Sayed-Mouchaweh, M. Asynchronous Stochastic Variational Inference. *arXiv:1801.04289 [cs, stat]*, 2018.
- Nesterov, Y. *Introductory Lectures on Convex Optimization: A Basic Course*. Springer, Place of publication not identified, 2014. OCLC: 878109549.
- Parikh, N. Proximal Algorithms. *Foundations and Trends® in Optimization*, 1(3):127–239, 2014.
- Ranganath, R., Gerrish, S., and Blei, D. M. Black Box Variational Inference. In *AISTATS*, 2014.
- Regier, J., Jordan, M. I., and McAuliffe, J. Fast Black-box Variational Inference through Stochastic Trust-Region Optimization. In *NIPS*, pp. 2399–2408. Curran Associates, Inc., 2017.
- Rooij, J. and Bayat, M. Equivalency of Cauchy-Schwarz and Bessel Inequalities. *The Mathematical Intelligencer*, 34(4):2–3, 2012.
- Salimans, T. and Knowles, D. A. Fixed-Form Variational Posterior Approximation through Stochastic Linear Regression. *Bayesian Analysis*, 8(4):837–882, 2013.
- Titsias, M. and Lázaro-gredilla, M. Doubly Stochastic Variational Bayes for non-Conjugate Inference. In *ICML*, pp. 1971–1979, 2014.
- Wingate, D. and Weber, T. Automated Variational Inference in Probabilistic Programming. *arXiv:1301.1299 [cs, stat]*, 2013.

Winn, J. and Bishop, C. M. Variational Message Passing. *JMLR*, 6:661–694, 2005.

Xu, M., Quiroz, M., Kohn, R., and Sisson, S. A. On some variance reduction properties of the reparameterization trick. *arXiv:1809.10330 [cs, stat]*, 2018.

Yao, Y., Vehtari, A., Simpson, D., and Gelman, A. Yes, but Did It Work?: Evaluating Variational Inference. In *ICML*, pp. 18, 2018.

7. Proofs for Example Functions

Theorem 4. For any $q(\mathbf{w})$ (not necessarily in a location-scale family), if $f(\mathbf{z}) = \frac{a}{2} \|\mathbf{z} - \mathbf{z}^*\|_2^2$ then

$$l(\mathbf{w}) = \frac{a}{2} \left(\left\| \mathbb{E}_{q(\mathbf{w})}[\mathbf{z}] - \mathbf{z}^* \right\|_2^2 + \text{tr} \mathbb{V}_{q(\mathbf{w})}[\mathbf{z}] \right). \quad (16)$$

If in addition $q(\mathbf{w}) = \text{LocScale}(\mathbf{m}, C, s)$, then

$$l(\mathbf{w}) = \frac{a}{2} \left(\left\| C \mathbb{E}_{\mathbf{u} \sim s}[\mathbf{u}] + \mathbf{m} - \mathbf{z}^* \right\|_2^2 + \text{tr} C \mathbb{V}_{\mathbf{u} \sim s}[\mathbf{u}] C^\top \right). \quad (17)$$

If in addition s is standardized, then

$$l(\mathbf{w}) = \frac{a}{2} \left(\|\mathbf{m} - \mathbf{z}^*\|_2^2 + \text{tr} \|C\|_F^2 \right). \quad (18)$$

Proof. For a general distribution, we have that

$$\begin{aligned} \mathbb{E} f(\mathbf{z}) &= \frac{a}{2} \mathbb{E} \|\mathbf{z} - \mathbb{E}[\mathbf{z}] + \mathbb{E}[\mathbf{z}] - \mathbf{z}^*\|_2^2 \\ &= \frac{a}{2} \mathbb{E} \left(\|\mathbf{z} - \mathbb{E}[\mathbf{z}]\|_2^2 \right. \\ &\quad \left. + 2(\mathbf{z} - \mathbb{E}[\mathbf{z}])^\top (\mathbb{E}[\mathbf{z}] - \mathbf{z}^*) + \|\mathbb{E}[\mathbf{z}] - \mathbf{z}^*\|_2^2 \right) \\ &= \frac{a}{2} \left(\text{tr} \mathbb{V}[\mathbf{z}] + \|\mathbb{E}[\mathbf{z}] - \mathbf{z}^*\|_2^2 \right). \end{aligned}$$

Now, if $q(\mathbf{w})$ is a location-scale family, we have that $\mathbf{z} = C\mathbf{u} + \mathbf{m}$. Thus,

$$\begin{aligned} \text{tr} \mathbb{V}[\mathbf{z}] &= \text{tr} \mathbb{V}[C\mathbf{u} + \mathbf{m}] \\ &= \text{tr} \mathbb{V}[C\mathbf{u}] \\ &= \text{tr} C \mathbb{V}[\mathbf{u}] C^\top \\ &= \text{tr} C C^\top \mathbb{V}[\mathbf{u}]. \end{aligned}$$

Meanwhile, we have that

$$\begin{aligned} \|\mathbb{E}[\mathbf{z}] - \mathbf{z}^*\|_2^2 &= \|\mathbb{E}[C\mathbf{u} + \mathbf{m}] - \mathbf{z}^*\|_2^2 \\ &= \|C \mathbb{E}[\mathbf{u}] + \mathbf{m} - \mathbf{z}^*\|_2^2 \end{aligned}$$

Thus,

$$\mathbb{E} f(\mathbf{z}) = \frac{a}{2} \left(\text{tr} C \mathbb{V}[\mathbf{u}] C^\top + \|C \mathbb{E}[\mathbf{u}] + \mathbf{m} - \mathbf{z}^*\|_2^2 \right).$$

The case where s is standardized follows from substituting $\mathbb{E}[\mathbf{u}] = 0$ and $\mathbb{V}[\mathbf{u}] = I$ and applying the fact that $\text{tr} C C^\top = \|C\|_F^2$. \square

Example 8. Suppose that $q(\mathbf{w}) = \mathcal{N}(\mu_0 + \mathbf{m}, C C^\top)$ and $f(\mathbf{z}) = \frac{a}{2} \|\mathbf{z} - \mathbf{z}^*\|_2^2$. Then, for $\mathbf{w} = (\mathbf{m}, C)$ and $\mathbf{w}' = (\mathbf{m}, C + \Delta)$,

$$\|\nabla_C l(\mathbf{w}') - \nabla_C l(\mathbf{w})\|_F^2 = a^2 \|\Delta (I + \mu_0 \mu_0^\top)\|_F^2.$$

Since this is greater than $a^2 \|\mathbf{w}' - \mathbf{w}\| = a^2 \|\Delta\|_F^2$, $l(\mathbf{w})$ is not a -smooth unless $\mu_0 = 0$. \square

Proof. First, note that $q(\mathbf{w}) = \text{LocScale}(\mathbf{m}, C, s)$ for $s = \mathcal{N}(\mu_0, C)$, since if $\mathbf{u} \sim s$ then $\mathbb{E} C\mathbf{u} + \mathbf{m} = \mu_0 + \mathbf{m}$ and $\mathbb{V}[C\mathbf{u} + \mathbf{m}] = C \mathbb{V}[\mathbf{u}] C^\top = C C^\top$. Eq. 17 therefore gives that

$$\begin{aligned} l(\mathbf{w}) &= \frac{a}{2} \left(\text{tr} C \mathbb{V}[\mathbf{u}] C^\top + \|C \mathbb{E}[\mathbf{u}] + \mathbf{m} - \mathbf{z}^*\|_2^2 \right) \\ &= \frac{a}{2} \left(\|C\|_F^2 + \|C \mu_0 + \mathbf{m} - \mathbf{z}^*\|_2^2 \right). \end{aligned}$$

The gradient of this with respect to C is

$$\begin{aligned} \nabla_C l(\mathbf{w}) &= aC + a(C \mu_0 + \mathbf{m} - \mathbf{z}^*) \mu_0^\top \\ &= a(C(I + \mu_0 \mu_0^\top) + (\mathbf{m} - \mathbf{z}^*) \mu_0^\top). \end{aligned}$$

Taking the difference of gradients at \mathbf{w} and \mathbf{w}' gives

$$\|\nabla_C l(\mathbf{w}') - \nabla_C l(\mathbf{w})\|_F^2 = a^2 \|\Delta (I + \mu_0 \mu_0^\top)\|_F^2. \quad \square$$

Example 9. If $q_{\mathbf{w}} = \text{StudentT}_\nu(\mathbf{m}, S S^\top)$ is a Student-T distribution with ν degrees of freedom, mean \mathbf{m} and shape $\Sigma = S S^\top$, then

$$l(\mathbf{w}) = \frac{a}{2} \left(\frac{\nu}{\nu-2} \|S\|_F^2 + \|\mathbf{m} - \mathbf{z}_0\|_2^2 \right).$$

Proof. The trace of the variance is

$$\text{tr} \mathbb{V}[\mathbf{z}] = \text{tr} \frac{\nu}{\nu-2} S S^\top = \frac{\nu}{\nu-2} \|S\|_F^2.$$

We therefore get that

$$l(\mathbf{w}) = \frac{a}{2} \left(\frac{\nu}{\nu-2} \|S\|_F^2 + \|\mathbf{m} - \mathbf{z}_0\|_2^2 \right). \quad \square$$

Example 10. If $q_{\mathbf{w}} = \text{StudentT}_\nu(\mathbf{m}, \frac{\nu-2}{\nu} S S^\top)$ is a Student-T distribution with ν degrees of freedom, mean \mathbf{m} and shape $\Sigma = \frac{\nu-2}{\nu} S S^\top$, then

$$l(\mathbf{w}) = \frac{a}{2} \left(\|C\|_F^2 + \|\mathbf{m} - \mathbf{z}_0\|_2^2 \right).$$

This function is both a -strongly convex and a smooth.

Proof. The trace of the variance is

$$\text{tr} \mathbb{V}[\mathbf{z}] = \text{tr} \frac{\nu}{\nu-2} \Sigma = \text{tr} C C^\top = \|C\|_F^2.$$

We therefore get that

$$l(\mathbf{w}) = \frac{a}{2} \left(\|C\|_F^2 + \|\mathbf{m} - \mathbf{z}_0\|_2^2 \right). \quad \square$$

8. Technical Lemmas for Smoothness

Lemma 11. Given any distribution $s(\mathbf{u})$,

$$\langle \mathbf{a}, \mathbf{b} \rangle_s = \mathbb{E}_{\mathbf{u} \sim s} \mathbf{a}(\mathbf{u})^\top \mathbf{b}(\mathbf{u})$$

defines a valid inner-product space over $V_s = \{f : \mathbb{R}^d \rightarrow \mathbb{R}^k \mid \forall i \in \{1, \dots, k\} \mathbb{E}_{\mathbf{u} \sim s} a_i(\mathbf{u})^2 \leq \infty\}$, the space of functions $\mathbf{a} : \mathbb{R}^d \rightarrow \mathbb{R}^k$ where each component is square-integrable with respect to $s(\cdot)$.

Proof. Since each component $a_i(\varepsilon)$ and $b_i(\varepsilon)$ is square-integrable with respect to $s(\varepsilon)$ we know (by Cauchy-Schwarz) that $\mathbb{E}_{\mathbf{u} \sim s} a_i(\mathbf{u})b_i(\mathbf{u}) \leq \sqrt{\mathbb{E}_{\mathbf{u} \sim s} a_i(\mathbf{u})^2} \sqrt{\mathbb{E}_{\mathbf{u} \sim s} b_i(\mathbf{u})^2}$ is finite and real. Therefore, we have by linearity of expectation that

$$\begin{aligned} \sum_{i=1}^k \mathbb{E}_{\mathbf{u} \sim s} a_i(\mathbf{u})b_i(\mathbf{u}) &= \mathbb{E}_{\mathbf{u} \sim s} \sum_{i=1}^k a_i(\mathbf{u})b_i(\mathbf{u}) \\ &= \mathbb{E}_{\mathbf{u} \sim s} \mathbf{a}(\mathbf{u})^\top \mathbf{b}(\mathbf{u}) \\ &= \langle \mathbf{a}, \mathbf{b} \rangle_s \end{aligned}$$

is finite and real for all $\mathbf{a}, \mathbf{b} \in V_s$. To show that $(V_s, \langle \cdot, \cdot \rangle_s)$ is a valid inner-product space, it is easy to establish all the necessary properties of the norm, namely for all $\mathbf{a}, \mathbf{b}, \mathbf{c} \in V_s$,

$$\langle \mathbf{a}, \mathbf{b} \rangle = \langle \mathbf{b}, \mathbf{a} \rangle$$

$$\langle \theta \mathbf{a}, \mathbf{b} \rangle = \theta \langle \mathbf{a}, \mathbf{b} \rangle \text{ for } \theta \in \mathbb{R}$$

$$\langle \mathbf{a} + \mathbf{b}, \mathbf{c} \rangle = \langle \mathbf{a}, \mathbf{c} \rangle + \langle \mathbf{b}, \mathbf{c} \rangle$$

$$\langle \mathbf{a}, \mathbf{a} \rangle \geq 0$$

$$\langle \mathbf{a}, \mathbf{a} \rangle = 0 \Leftrightarrow \mathbf{a} = \mathbf{0}. \text{ (Where } \mathbf{0}(\varepsilon) \text{ is a function that always returns a vector of } k \text{ zeros.)} \quad \square$$

Lemma 12. Suppose that $q(\mathbf{w})$ is the distribution of $\mathbf{t}_w(\mathbf{u})$, $\mathbf{u} \sim s$ and that $\mathbf{a}_i(\mathbf{u}) = \frac{d}{dw_i} \mathbf{t}_w(\mathbf{u})$ is independent of w . Then

$$\|\nabla l(\mathbf{w}) - \nabla l(\mathbf{v})\|_2^2 = \sum_{k=1}^k \langle \mathbf{a}_i, \nabla f \circ \mathbf{t}_w - \nabla f \circ \mathbf{t}_v \rangle_s^2,$$

where $\langle \cdot, \cdot \rangle_s$ is as defined in Lemma 11.

Proof. By the assumptions, we can reparameterize $l(\mathbf{w})$ as

$$l(\mathbf{w}) = \mathbb{E}_{\mathbf{z} \sim q_w} f(\mathbf{z}) = \mathbb{E}_{\varepsilon \sim s(\varepsilon)} f(\mathbf{t}_w(\varepsilon)).$$

Therefore, the gradient of $l(\mathbf{w})$ can be written as [TODO:

justify interchanging gradient and expectation!]

$$\begin{aligned} \nabla_{w_i} l(\mathbf{w}) &= \nabla_{w_i} \mathbb{E}_{\varepsilon \sim s(\varepsilon)} f(\mathbf{t}_w(\varepsilon)) \\ &= \mathbb{E}_{\varepsilon \sim s(\varepsilon)} \nabla_{w_i} \mathbf{t}_w(\varepsilon)^\top \nabla f(\mathbf{t}_w(\varepsilon)). \\ &= \langle \mathbf{a}_i, \nabla f \circ \mathbf{t}_w \rangle_s \end{aligned}$$

The difference of two gradients is therefore

$$\|\nabla l(\mathbf{w}) - \nabla l(\mathbf{v})\|_2^2 = \sum_{i=1}^k \langle \mathbf{a}_i, \nabla f \circ \mathbf{t}_w \rangle_s^2.$$

□

Lemma 13. Suppose that $\mathbf{t}_w(\mathbf{u}) = C\mathbf{u} + \mathbf{m}$. Suppose also that $\mathbb{E}_{\mathbf{u} \sim s} \mathbf{u} = \mathbf{0}$ and $\mathbb{V}_{\mathbf{u} \sim s} \mathbf{u} = I$. Then the functions $\mathbf{a}_i(\mathbf{u}) = \frac{d}{dw_i} \mathbf{t}_w(\mathbf{u})$ are orthonormal in the norm $\langle \cdot, \cdot \rangle_s$.

Proof. It is easy to calculate that

$$\begin{aligned} \frac{d}{dm_i} \mathbf{t}_w(\mathbf{u}) &= \mathbf{e}_i \\ \frac{d}{dC_{ij}} \mathbf{t}_w(\mathbf{u}) &= \mathbf{e}_i u_j, \end{aligned}$$

where \mathbf{e}_i is the indicator vector in the i -th component. Therefore, we have that

$$\begin{aligned} \mathbb{E}_{\mathbf{u} \sim s} \left(\frac{d}{dm_i} \mathbf{t}_w(\mathbf{u}) \right)^\top \left(\frac{d}{dm_j} \mathbf{t}_w(\mathbf{u}) \right) &= \mathbb{E}_{\mathbf{u} \sim s} \mathbf{e}_i^\top \mathbf{e}_j \\ &= I[i = j] \end{aligned}$$

$$\begin{aligned} \mathbb{E}_{\mathbf{u} \sim s} \left(\frac{d}{dC_{ij}} \mathbf{t}_w(\mathbf{u}) \right)^\top \left(\frac{d}{dm_k} \mathbf{t}_w(\mathbf{u}) \right) &= \mathbb{E}_{\mathbf{u} \sim s} \mathbf{e}_j \mathbf{e}_i^\top \mathbf{e}_k \\ &= I[i = k] \mathbb{E}_{\mathbf{u} \sim s} \mathbf{e}_j \\ &= 0 \end{aligned}$$

(since zero mean)

$$\begin{aligned} \mathbb{E}_{\mathbf{u} \sim s} \left(\frac{d}{dC_{ij}} \mathbf{t}_w(\mathbf{u}) \right)^\top \left(\frac{d}{dC_{kl}} \mathbf{t}_w(\mathbf{u}) \right) &= \mathbb{E} \mathbf{e}_j \mathbf{e}_i \mathbf{e}_l^\top \mathbf{e}_k \\ &= I[i = k] \mathbb{E}_{\varepsilon \sim s(\varepsilon)} \mathbf{e}_j \mathbf{e}_l \\ &= I[i = k] I[j = l] \end{aligned}$$

(since unit variance and zero mean)

These three identities are equivalent to stating that $\{\mathbf{a}_i\}$ are orthonormal in $\langle \cdot, \cdot \rangle_s$. □

Lemma 14. Suppose that $\mathbf{t}_w(\mathbf{u}) = C\mathbf{u} + \mathbf{m}$, $\mathbb{E}_{\mathbf{u} \sim S} \mathbf{u} = 0$ and $\mathbb{V}_{\mathbf{u} \sim S} \mathbf{u} = I$. Then

$$\mathbb{E}_{\mathbf{u} \sim S} \|\mathbf{t}_w(\mathbf{u}) - \mathbf{t}_v(\mathbf{u})\|_2^2 = \|\mathbf{w} - \mathbf{v}\|_2^2.$$

Proof. Let $\Delta\mathbf{m}$ and ΔS denote the difference of the \mathbf{m} and S parts of \mathbf{w} , respectively. We want to calculate

$$\begin{aligned} & \mathbb{E}_{\mathbf{u} \sim S} \|\mathbf{t}_w(\mathbf{u}) - \mathbf{t}_v(\mathbf{u})\|_2^2 \\ &= \mathbb{E}_{\mathbf{u} \sim S} \|\Delta C \varepsilon + \Delta\mathbf{m}\|_2^2 \\ &= \mathbb{E}_{\mathbf{u} \sim S} \left(\|(\Delta C)\mathbf{u}\|_2^2 + 2\Delta\mathbf{m}^\top \Delta C \mathbf{u} + \|\Delta\mathbf{m}\|_2^2 \right). \end{aligned}$$

It is easy to see that the expectation of the middle term is zero, and the last is a constant. The expectation of the first term is

$$\begin{aligned} \mathbb{E}_{\mathbf{u} \sim S} \|(\Delta C)\mathbf{u}\|_2^2 &= \mathbb{E}_{\mathbf{u} \sim S} \mathbf{u}^\top (\Delta C)^\top (\Delta C) \mathbf{u} \\ &= \mathbb{E}_{\mathbf{u} \sim S} \text{tr}(\mathbf{u}^\top (\Delta C)^\top (\Delta C) \mathbf{u}) \\ &= \mathbb{E}_{\mathbf{u} \sim S} \text{tr}((\Delta C)^\top (\Delta C) \mathbf{u} \mathbf{u}^\top) \\ &= \text{tr}((\Delta C)^\top (\Delta C)) = \|\nabla C\|_F^2. \end{aligned}$$

(since zero mean and unit variance)

Putting this together gives that

$$\begin{aligned} \mathbb{E}_{\mathbf{u} \sim S} \|\mathbf{t}_w(\mathbf{u}) - \mathbf{t}_v(\mathbf{u})\|_2^2 &= \|\nabla C\|_F^2 + \|\nabla\mathbf{m}\|_2^2 \\ &= \|\mathbf{w} - \mathbf{v}\|_2^2. \end{aligned}$$

□

9. Solution Guarantees

Lemma 15. Take any $\mathbf{w} = (\mathbf{m}, C)$, where C has singular value decomposition $C = USV^\top$. If $S_{ii} + \delta > 0$, then for $\mathbf{w}' = (\mathbf{m}, C + \delta U \hat{E}_{ii} V^\top)$,

$$\begin{aligned} \langle \nabla h(\mathbf{w}), \mathbf{w}' - \mathbf{w} \rangle &= -\delta/S_{ii} \\ \|\mathbf{w}' - \mathbf{w}\|_2^2 &= \delta^2 \\ h(\mathbf{w}') &= h(\mathbf{w}) + \log \frac{S_{ii}}{S_{ii} + \delta}. \end{aligned}$$

Proof. Using the fact that $\nabla_C h(\mathbf{w}) = -C^{-\top}$ and $\nabla_{\mathbf{m}} h(\mathbf{w}) = 0$, we have that

$$\begin{aligned} \langle \nabla h(\mathbf{w}), \mathbf{w}' - \mathbf{w} \rangle &= \langle \nabla_C h(\mathbf{w}), C' - C \rangle \\ &\quad + \langle \nabla_{\mathbf{m}} h(\mathbf{w}), \mathbf{m}' - \mathbf{m} \rangle \\ &= -\langle C^{-\top}, C' - C \rangle_F \\ &= -\delta \langle C^{-\top}, U \hat{E}_{ii} V^\top \rangle_F \\ &= -\delta \text{tr}(VS^{-1}U^\top U \hat{E}_{ii} V^\top) \\ &= -\delta \text{tr}(S^{-1} \hat{E}_{ii}) \\ &= -\delta/S_{ii}. \end{aligned}$$

Since the Frobenius norm is invariant under multiplication by orthonormal matrices,

$$\|\mathbf{w}' - \mathbf{w}\|_2^2 = \|C' - C\|_F^2 = \|\delta U \hat{E}_{ii} V^\top\|_F^2 = \|\delta \hat{E}_{ii}\|_F^2 = \delta^2.$$

Finally, looking at the negative-entropy term,

$$\begin{aligned} h(\mathbf{w}') - h(\mathbf{w}) &= \log |C'| - \log |C| \\ &= \log |S'| - \log |U(S + \delta \hat{E}_{ii})V^\top| \\ &= \log |S'| - \log |S + \delta \hat{E}_{ii}| \\ &= \log S_{ii} - \log(S_{ii} + \delta) \\ &= \log \frac{S_{ii}}{S_{ii} + \delta}. \end{aligned}$$

□

Theorem 3. Let $q(\mathbf{w})$ be a location-scale family with a standardized base distribution s . Suppose $\mathbf{w} = (\mathbf{m}, C)$ solves the optimization in Eq. (2). If $-\log(\mathbf{z}, \mathbf{x})$ is c -strongly convex over \mathbf{z} , then $\|C\|_F^2 + \|\mathbf{m} - \mathbf{z}^*\|_2^2 \leq \frac{d}{c}$, where $\mathbf{z}^* = \text{argmax}_{\mathbf{z}} \log(\mathbf{z}, \mathbf{x})$.

Regardless of convexity, if $\log(\mathbf{z}, \mathbf{x})$ is M -smooth over \mathbf{z} , then $CC^\top \succeq \frac{1}{M}I$.

Proof. (Strong convexity) It's easy to see that l is minimized by $\bar{\mathbf{w}} = (\mathbf{z}^*, \mathbf{0}_{d \times d})$. By Thm. 1, $l(\mathbf{w})$ is c -strongly convex. Thus applying a standard inner-product result on strong convexity (Nesterov, 2014, Thm. 2.1.9),

$$\begin{aligned}
 c \|\mathbf{w} - \bar{\mathbf{w}}\|_2^2 &\leq \langle \nabla l(\mathbf{w}) - \nabla l(\bar{\mathbf{w}}), \mathbf{w} - \bar{\mathbf{w}} \rangle \\
 &\quad (\text{since } l \text{ is strongly convex}) \\
 &= \langle \nabla l(\mathbf{w}), \mathbf{w} - \bar{\mathbf{w}} \rangle \\
 &\quad (\text{since } \nabla l(\bar{\mathbf{w}}) = 0) \\
 &= -\langle \nabla h(\mathbf{w}), \mathbf{w} - \bar{\mathbf{w}} \rangle \\
 &\quad (\text{since } \nabla l(\mathbf{w}) + \nabla h(\mathbf{w}) = 0) \\
 &= \text{tr}(C^{-\top} C) \\
 &\quad (\text{since } \nabla_C h(\mathbf{w}) = -C^{-\top}, \nabla_{\mathbf{m}} h(\mathbf{w}) = 0). \\
 &= \text{tr} I = d.
 \end{aligned}$$

The result follows from observing that $\|\mathbf{w} - \bar{\mathbf{w}}\|_2^2 = \|C\|_F^2 + \|\mathbf{m} - \mathbf{z}^*\|_2^2$.

(Smoothness) Suppose $\mathbf{w} = (\mathbf{m}, C)$ minimizes $l(\mathbf{w}) + h(\mathbf{w})$, yet it is not true that $CC^\top \succeq \frac{1}{M}I$. We will find some \mathbf{w}' such that $l(\mathbf{w}') + h(\mathbf{w}') < l(\mathbf{w}) + h(\mathbf{w})$, contradicting that \mathbf{w} is optimal. For any \mathbf{w}' we can bound

$$\begin{aligned}
 l(\mathbf{w}') &\leq l(\mathbf{w}) + \langle \nabla l(\mathbf{w}), \mathbf{w}' - \mathbf{w} \rangle + \frac{M}{2} \|\mathbf{w}' - \mathbf{w}\|_2^2. \\
 &\quad (\text{by strong convexity}) \\
 &= l(\mathbf{w}) - \langle \nabla h(\mathbf{w}), \mathbf{w}' - \mathbf{w} \rangle + \frac{M}{2} \|\mathbf{w}' - \mathbf{w}\|_2^2 \\
 &\quad (\text{since } \nabla l(\mathbf{w}) + \nabla h(\mathbf{w}) = 0).
 \end{aligned}$$

Let the singular value decomposition of C be $C = USV^\top$. For some choice of i and δ (to be specified later) consider $\mathbf{w}' = (\mathbf{m}, C + \Delta)$ where $\Delta = \delta U \hat{E}_{ii} V^\top$. Adding $h(\mathbf{w}')$ to both sides and applying Lemma 15, this becomes

$$\begin{aligned}
 l(\mathbf{w}') + h(\mathbf{w}') &\leq l(\mathbf{w}) + h(\mathbf{w}) \\
 &\quad + \frac{\delta}{S_{ii}} + \frac{M}{2} \delta^2 + \log \frac{S_{ii}}{S_{ii} + \delta}.
 \end{aligned}$$

By assumption, some eigenvalue of CC^\top is less than $\frac{1}{M}$, meaning there must be some singular value S_{ii} such that $S_{ii} < \frac{1}{\sqrt{M}}$. If we choose $\delta = \frac{1}{\sqrt{M}} - S_{ii}$, this simplifies into

$$\begin{aligned}
 l(\mathbf{w}') + h(\mathbf{w}') - l(\mathbf{w}) - h(\mathbf{w}) &\leq \frac{1}{a} - \frac{1}{2} - a + \frac{1}{2}a^2 + \log a,
 \end{aligned}$$

where $a := \sqrt{M}S_{ii}$ satisfies $0 < a < 1$. Upper bounding $\frac{1}{2}a^2 < \frac{1}{2}$ and $\log a < a - 1$ gives that

$$l(\mathbf{w}') + h(\mathbf{w}') - l(\mathbf{w}) - h(\mathbf{w}) < \frac{1}{a} - 1 < 0.$$

Corollary 16. Suppose the variance of s exists and that $\mathbf{w} = (\mathbf{m}, C)$ solves the optimization problem in Eq. (2). If $-\log p(\mathbf{z}, \mathbf{x})$ is c -strongly convex over \mathbf{z} , then

$$\text{tr} \mathbb{V}_{\mathbf{z} \sim q(\mathbf{w})} [\mathbf{z}] + \left\| \mathbb{E}_{\mathbf{z} \sim q(\mathbf{w})} [\mathbf{z}] - \mathbf{z}^* \right\|_2^2 \leq \frac{d}{c},$$

where $\mathbf{z}^* = \text{argmax}_{\mathbf{z}} \log(\mathbf{z}, \mathbf{x})$. Regardless of convexity, if $\log p(\mathbf{z}, \mathbf{x})$ is M -smooth over \mathbf{z} , then the solution satisfies

$$\mathbb{V}_{\mathbf{z} \sim q(\mathbf{w})} [\mathbf{z}] \succeq \frac{1}{M} I.$$

Proof. First, consider smoothness. The previous result states that the result holds for a standardized s . But, as described in Section 3.1 provided the variance exists, any location-scale family can be represented in terms of a standardized base distribution and so the same result will hold.

Next, consider strong convexity. When s is standardized, we know that $\mathbb{V}_{q(\mathbf{w})}[\mathbf{z}] = CC^\top$ and $\mathbb{E}_{q(\mathbf{w})}[\mathbf{z}] = \mathbf{m}$. Since $\|C\|_F^2 = \text{tr} CC^\top$, the previous result can be stated as that $\text{tr} \mathbb{V}_{q(\mathbf{w})}[\mathbf{z}] + \|\mathbb{E}_{q(\mathbf{w})}[\mathbf{z}] - \mathbf{z}^*\|_2^2 \leq \frac{d}{c}$. This result remains true with a non-standardized family. \square

10. Technical Lemmas for Convergence Guarantees

Lemma 17.

$$\|B^{-1} - C^{-1}\|_F \leq \frac{\|B - C\|_F}{\sigma_{\min}(B)\sigma_{\min}(C)}$$

Proof. Start by using the equality

$$B^{-1} - C^{-1} = B^{-1}(B - C)C^{-1}.$$

Then, use that $\|AX\|_F \leq \|A\|_2 \|X\|_F$ to get that

$$\begin{aligned}
 \|B^{-1} - C^{-1}\|_F^2 &= \|B^{-1}(B - C)C^{-1}\|_F^2 \\
 &\leq \|B^{-1}\|_2^2 \|(B - C)C^{-1}\|_F^2 \\
 &\leq \|B^{-1}\|_2^2 \|C^{-1}\|_2^2 \|B - C\|_F^2.
 \end{aligned}$$

Now, we know that

$$\begin{aligned}
 \|B^{-1}\|_2 &= \max \sigma(B^{-1}) \\
 &= \min \frac{1}{\sigma(B)}.
 \end{aligned}$$

Thus, we have that

$$\|B^{-1} - C^{-1}\|_F \leq \frac{\|B - C\|_F}{\sigma_{\min}(B)\sigma_{\min}(C)}.$$

\square

\square

Theorem 5. $h(\mathbf{w})$ is M -smooth over \mathcal{W}_M .

Proof. We write $h(C)$, since the (negative) entropy is not a function of \mathbf{m} . Again, the gradient is $\nabla_C h(C) = -C^{-\top}$.

Now, take two matrices B and C with $\sigma_{\min}(B) \geq \frac{1}{\sqrt{M}}$ and $\sigma_{\min}(C) \geq \frac{1}{\sqrt{M}}$. Then, we can write

$$\begin{aligned} \|\nabla h(B) - \nabla h(C)\|_F &= \|B^{-\top} - C^{-\top}\|_F \\ &= \|B^{-1} - C^{-1}\|_F^2 \\ &\leq \frac{\|B - C\|_F}{\sigma_{\min}(B)\sigma_{\min}(C)} \\ &\text{(by Lemma 17.)} \\ &\leq M \|B - C\|_F \\ &\text{(by assumption.)} \end{aligned}$$

□

10.1. Proof of Proximal and Projection Operators

Theorem 7. Suppose $h(\mathbf{w})$ corresponds to a location-scale family with a standardized s , and $\mathbf{w} = (\mathbf{m}, C)$.

- If C has singular value decomposition $C = USV^\top$, then $\text{proj}_{\mathcal{W}}(\mathbf{w}) = (\mathbf{m}, UTV^\top)$, where T is a diagonal matrix with $T_{ii} = \max\left(S_{ii}, \frac{1}{\sqrt{M}}\right)$.
- If C is triangular with a positive diagonal, then $\text{prox}_\lambda(\mathbf{w}) = (\mathbf{m}, C + \Delta C)$, where ΔC is a diagonal matrix with $\Delta C_{ii} = \frac{1}{2} \left(\sqrt{C_{ii}^2 + 4\lambda} - C_{ii} \right)$.

Proof. (Proximal Operator) From Section 3.1 we know that $h(\mathbf{w}) = \text{Const.} - \log |C|$. Write $\mathbf{w} = (\mathbf{m}, C)$ and $\mathbf{v} = (\mathbf{n}, B)$. Then, we can write the proximal operator as

$$\text{prox}_\lambda(\mathbf{w}) = \underset{\mathbf{v}}{\text{argmin}} -\log |B| + \frac{1}{2\lambda} \|\mathbf{v} - \mathbf{w}\|_2^2$$

Now, assuming that C is triangular, the solution will leave all entries of \mathbf{w} other than the diagonal entries of C unchanged. Then, we will have that

$$\log |B| = \sum_{i=1}^d \log B_{ii}.$$

Since

$$\underset{x>0}{\text{argmin}} -\log x + \frac{1}{2\lambda}(x - y)^2 = \frac{y + \sqrt{y^2 + 4\lambda}}{2}$$

We have that the solution is to set

$$\begin{aligned} B_{ii} &= \frac{1}{2} \left(C_{ii} + \sqrt{C_{ii}^2 + 4\lambda} \right) \\ &= C_{ii} + \frac{1}{2} \left(\sqrt{C_{ii}^2 + 4\lambda} - C_{ii} \right) \end{aligned}$$

(Projection Operator) Von-Neumann's trace inequality states that $|\text{tr } A^\top B| \leq \sum_i \sigma_i(A) \sigma_i(B)$. Consider any candidate solution B with SVD QTP^\top . Then, we can write that

$$\begin{aligned} \|B - C\|_F^2 &= \text{tr}(B - C)^\top (B - C) \\ &= \|B\|_F^2 - 2 \text{tr}(B^\top C) + \|C\|_F^2 \\ &\geq \|T\|_F^2 - 2 \sum_i T_{ii} S_{ii} + \sum_i S_{ii}^2 \\ &= \sum_i (T_{ii} - S_{ii})^2. \end{aligned}$$

We can minimize this lower bound by choosing $T_{ii} = \max\left(\frac{1}{\sqrt{M}}, S_{ii}\right)$, with a corresponding value of $\sum_i \max\left(0, \frac{1}{\sqrt{M}} - S_{ii}\right)^2$. Thus any valid solution will have $\|B - C\|_F^2$ at least this large.

However, suppose we choose $B = UT_{ii}V^\top$ with T_{ii} as above. Then,

$$\begin{aligned} \|B - C\|_F^2 &= \|UTV^\top - USV^\top\|_F^2 \\ &= \sum_i (T_{ii} - S_{ii})^2. \end{aligned}$$

□