

DF-SLAM: A Deep-Learning Enhanced Visual SLAM System based on Deep Local Features

Rong Kang^{*1}, Jieqi Shi^{*2}, Xueming Li¹, Yang Liu¹, and Xiao Liu²

¹School of Digital Multimedia and Design Arts, Beijing University of Posts and Telecommunications, China

²Megvii Co.

{kangr, lixm, yang.liu}@bupt.edu.cn, {shijieqi, liuxiao}@megvii.com

Abstract

As the foundation of driverless vehicle and intelligent robots, Simultaneous Localization and Mapping(SLAM) has attracted much attention these days. However, non-geometric modules of traditional SLAM algorithms are limited by data association tasks and have become a bottleneck preventing the development of SLAM. To deal with such problems, many researchers seek to Deep Learning for help. But most of these studies are limited to virtual datasets or specific environments, and even sacrifice efficiency for accuracy. Thus, they are not practical enough.

We propose DF-SLAM system that uses deep local feature descriptors obtained by the neural network as a substitute for traditional hand-made features. Experimental results demonstrate its improvements in efficiency and stability. DF-SLAM outperforms popular traditional SLAM systems in various scenes, including challenging scenes with intense illumination changes. Its versatility and mobility fit well into the need for exploring new environments. Since we adopt a shallow network to extract local descriptors and remain others the same as original SLAM systems, our DF-SLAM can still run in real-time on GPU.

1. Introduction

Traditional SLAM(Simultaneous Localization and Mapping) systems paid great attention to geometric information. Based on the solid foundation of Multi-view Geometry, a lot of excellent studies have been carried out. However, problems arise from non-geometric modules in SLAM systems. To track the location of cameras, researchers usually perform pixel-level matching operations in tracking threads

and optimize poses of a small number of frames as local mapping. No doubt that errors resulted by drift in pose estimation and map evaluation keep accumulating.

In the meanwhile, Deep Learning, a data-driven technique, has brought out rapid development in numerous computer vision tasks such as classification and matching. Such achievements reflect that deep learning may be one of the best choices to solve problems related to data association. Therefore, more and more researchers believe that pixel-level or higher level associations between images, the bottleneck of SLAM systems we mentioned above, can also be handled with the help of neural networks.

Deep learning has proved its superiority in SLAM systems. Many outstanding studies have employed it to replace some non-geometric modules in traditional SLAM systems [22, 21, 49, 26, 12]. These approaches enhance the overall SLAM system by improving only part of a typical pipeline, such as stereo matching, relocalization and so on. Some researchers also attempt to use higher-level features obtained through deep learning models as a supplement to SLAM [37, 35, 1, 6, 15]. These higher-level features are more likely to infer the semantic content-object feature and improve the capability of visual scene understanding. Moreover, end-to-end learning models have also been proposed[51, 16]. These methods outperform traditional SLAM algorithms under specific circumstances and demonstrate the potential of deep learning in SLAM.

However, such combination of Deep learning and SLAM have significant shortcomings. Most of Deep Learning methods rely heavily on data used for training, which means that they can not fit well into unknown environments. For example, we can not ensure whether the room we want to explore is equipped with chairs and desks and cannot guarantee semantic priority of desks will help in this occasion. What's more, most Deep-Learning enhanced SLAM sys-

^{*}The first two authors contribute equally to this paper.

tems are designed to reflect advantage of Deep Learning techniques and abandon the strong points of SLAM. As a result, they may sacrifice efficiency, an essential part of SLAM algorithms, for accuracy.

Last but not least, some DL-based SLAM techniques take traditional SLAM systems as their underlying framework[49, 26, 12, 9] and make a great many changes to support Deep Learning strategies. Too many replacements may lead to loss of some useful features of the SLAM pipeline and also make it hard for researchers to perform further comparisons with existing studies, let alone migrate these techniques to other SLAM systems. As a result, DL-based SLAM is not mature enough to outperform traditional SLAM systems.

Therefore, we make our efforts to put forward a simple, portable and efficient SLAM system. Our basic idea is to improve the robustness of local feature descriptor through deep learning to ensure the accuracy of data association between frames.

In this paper, we propose a novel approach to use the learned local feature descriptors as a substitute for the traditional hand-craft descriptors. Our method has advantages in portability and convenience as deep feature descriptors can directly replace traditional ones. The replacement is highly operable for all SLAM systems and even other geometric computer vision tasks such as Structure-from-Motion, camera calibration and so on. The learned local feature descriptors guarantee better performance than hand-craft ones in actual SLAM systems [30] and achieve amazing improvement in accuracy. Since we adopt a shallow neural network to obtain local feature descriptor, the feature extraction module does not consume much time on GPU, and the system can operate in almost real-time.

2. Related Work

Deep Learning enhanced SLAM. Deep learning is considered an excellent solution to SLAM problems due to its superb performance in data association tasks. Part of recent studies makes a straight substitution of an end-to-end network for the traditional SLAM system, estimating ego-motion from monocular video[50, 27, 25] or completing visual navigation for robots entirely through neural networks[51, 16]. Such works can hardly catch up with traditional methods in accuracy under test datasets. Nevertheless, since deep learning systems rely too much on training data, the end-to-end system fails from time to time at the face of new environments and situations. That's to say the model may hardly predict correct results when there exists a big difference between training scenes and actual scenes.

To tackle such problems, some researchers focus on the replacement of only parts of traditional SLAM systems while keeping traditional pipelines unchanged[14, 45][20, 44, 42]. Such attempts are still in an embryonic stage and

do not achieve better results than traditional ones. One of the possible explanation for their limited improvement is that they also rely too much on the priority learned from training data, especially when it comes to predicting depth from monocular images. Thus, they are still subject to the same limitation of end-to-end methods. We believe that the experience-based system is not the best choice for geometric problems.

Other efforts are made to add auxiliary modules rather than replace existing geometric modules. Semantic mapping and fusion[35, 28] make use of semantic segmentation. They always take in poses provided by underlying SLAM systems and output optimized 3D models. Such changes are not involved in the optimization of original SLAM systems and cannot directly improve pose estimation modules. Some other researchers separate key points belonging to different items and process them differently [10]. These constraints have outstanding performance especially when the environment is dynamic. But they still avoid making changes to the basic system. To combine higher-level information tighter with SLAM pipelines, Detection SLAM and Semantic SLAM[37] jointly optimize semantic information and geometric constraints. Early studies operate semantic and geometric modules separately and merge the results afterward[8, 34]. [1] incorporate semantic observations in the geometric optimization via Bayes filter. Focusing on the overall SLAM pipeline, [6, 15] formulate semantic SLAM as a probabilistic model. These approaches extract object-level information and add the semantic feature to the constraints of Bundle Adjustment. However, up to now, there are still no convincing loss functions for semantic modules, and there are also no outbreaking improvements. What's worse, since semantic SLAM add too much extra supervision to the traditional SLAM systems, the number of variables to be optimized inevitably increased, which is a great challenge for the computation ability and the speed.

A simple but effective method is to directly improve the module that limits the performance of traditional SLAM, i.e., stereo matching between frames. Some of them calculate similarity confidence of local features[49, 26, 12], resulting in the inability to use traditional matching strategy, such as Euclidean distance, cosine distance and so on. SuperPoint[9] trains an end-to-end network to extract both local feature detectors and descriptors from raw images through one forward calculation. However, the efficiency of SuperPoint remains not verified as it only gives out the result on synthetic and virtual datasets and has not been integrated into a real SLAM system for evaluation.

Local feature descriptor. Parallel with the long history of SLAM, considerable attempts have been made on local features. Based on classical hand-craft local features like SIFT [31], SURF [5], ORB [36], early combination of low-level machine learning and local feature descriptors pro-

mization and so on. Therefore, we believe that the local feature is the cornerstone of our entire system.

As is shown in Fig.2, our first step is to extract our interested points. We utilize TFeat network to describe the region around key points and generate a normalized 128-D float descriptor. Different from hand-made features, we do not need a Gaussian Blur before feature-extraction but take patches of raw images as our input directly. Features extracted are then stored in every frame and passed to tracking, mapping and loop closing threads.

We adopt the method used in ORB-SLAM to perform localization based on DBoW. This method measures the similarity between two frames according to the similarity between their features. As the deep feature descriptor is a float, the Euclidean distance is used to calculate the correspondence. Apparently, the relocalization and loop closing modules rely heavily on the local feature descriptors.

To speed up the system, we also introduce our Visual Vocabulary. Visual Vocabulary is employed in numerous computer vision applications. It extracts a big set of descriptors from training sets offline and creates a vocabulary structured as a tree. Descriptors are divided and integrated according to their characteristics. Thus, during the matching step, a new descriptor could search along the tree for its class much more quickly while ensuring accuracy, which is ideal for practical tasks with real-time requirements. We trained the vocabulary, based on DBoW, using the feature descriptors extracted by our DF methods. Therefore, we could assign a word vector and feature vector for each frame, and calculate their similarity more easily.

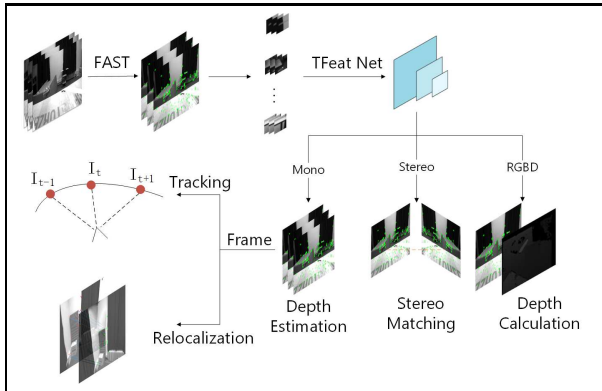


Figure 2. Overview of feature-based modules.

3.2. Feature Design

Many excellent studies have indicated the effectiveness of CNN-based neural networks in local feature descriptor designs. However, it’s a question of striking the right balance between efficiency and accuracy. Although the performance becomes better and better as the number of convolutional layers increases, time assumption prevents us from

adopting a deep and precise network. Instead, we make use of a shallow but efficient network to complete our task.

The architecture adopts a triplet network proposed by TFeat[3]. There are only two convolutional layers followed by Tanh non-linearity in each branch. Max pooling is added after the first convolutional layer to reduce parameters and further speed up the network. A fully connected layer outputs a 128-D descriptor L2 normalized to unit-length as the last layer of the network.

[3] forms triplets for training based on simple methods. It randomly chooses a positive pair of patches that originate from the same label and a sampled patch from another different label. This training strategy is too naive and can hardly improve the performance of the model. Luckily, the hard negative mining strategy proposed in HardNet[29] is proved to be useful in experiments. We turned to it for help and combined hard negative mining strategy with TFeat architecture to make improvements¹.

The sampling strategy selects the closest non-matching patch in a batch by L2 pairwise distance matrix². The first step is to generate a batch of matched local patches. Such patches follow the rule that there is only one matching patch for the specific anchor in a batch. To evaluate the similarity of patches, we denote the distance matrix as $D = \{d_{ij}\}$. Each element represents the distance between the i th anchor patch descriptor and the j th positive patch descriptor.

Next, the hardest negative patch distance can be calculated according to the following rules:

$$d_n = \min(a_{k_{min}}, p_{j_{min}})$$

where $a_{k_{min}}$ represents the nearest patch to anchor and $p_{j_{min}}$ is the nearest one to positive.

Loss function is formulated as

$$Loss = \frac{1}{N} \sum_{i=0}^N \max(0, 1 + d(a_i, p_i) - d_n)$$

where a_i is anchor descriptor and p_i is positive descriptor.

4. Experiments

We perform several experiments to evaluate the efficiency and accuracy of our system and provide some quantitative results. To give out an intuitive comparison, we choose the open-source library of ORB-SLAM as our basis and test on public datasets. All the experiments are performed on a computer with Intel Core i5-4590 CPU 3.30GHz * 4 and GeForce GTX TITAN X/PCIe/SSE2 processor.

¹The combination is mentioned in HardNet and AffNet.

²The strategy is utilized in HardNet.

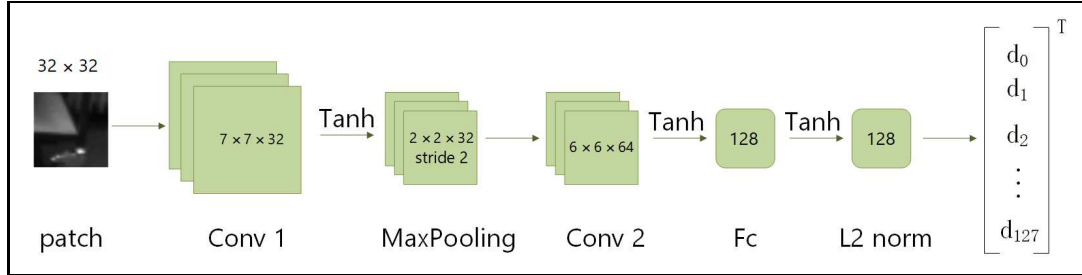


Figure 3. The architecture of TFeat.

4.1. Preprocess

Two of the most complicated preparations we made is to create datasets for model training and to construct our visual vocabulary.

Most of the existing patch-based datasets use the DoG detector to extract points of interest. However, the local feature used in most SLAM systems are extracted by a FAST detector and evenly distributed across the image. To fit the requirements of SLAM systems, we need to build patch datasets for training in the same way as ORB-SLAM2 to ensure the efficiency of the network. We extract our patch from HPatches images containing 116 scenes[2]. The patch generation approaches are identical to HPatches except for the way of local feature detection.

After we have successfully received our model, we start another training procedure for visual vocabulary. We train our bag of words on COCO datasets and choose 1e6 as the number of leaves in the vocabulary tree. Since our descriptor is a normalized float vector, the leaf nodes are also normalized.

4.2. System Performance

We evaluate the performance of our system in two different datasets to show how well our system can fit into different circumstances. Since we never train our model on these validation sets, the experiments also reveal the modality of our system.

Note that there are many parameters, including knn test ratio in feature matching, number of features, frame rate of camera and others in the original ORB-SLAM2 system. To ensure fairness, we use the same sort of parameters for different sequences and datasets. Such behavior also illustrates how robust and portable our system is.

A. EuRoC Dataset

We evaluate the improved system in public EuRoC dataset, that consists of 11 sequences variant in scene complexity and sensor speed. The difficult sequences with intense lighting, motion blur, and low-texture areas are challenging for visual SLAM systems. As the ground truth of trajectory is provided in EuRoC, we use root-mean-square error(RMSE)

Dataset	ORB-SLAM2	DF-SLAM	Improvement
MH_01	0.036	0.037	1.67%
MH_02	0.048	0.043	10.2%
MH_03	0.044	0.046	-4.9%
MH_04	0.112	0.063	43.9%
MH_05	0.061	0.042	30.7%
V1_01	0.087	0.086	0.6%
V1_02	0.065	0.064	1.2%
V1_03	0.078	0.065	15.5%
V2_01	0.062	0.058	7.3%
V2_02	0.057	0.058	-1.6%
V2_03	x	x	x

Table 1. Comparison between ORB-SLAM2 and DF-SLAM in EuRoC dataset with loop closure added.

Dataset	ORB-SLAM2	DF-SLAM	Improvement
MH_01	0.038	0.036	4.3%
MH_02	0.047	0.050	-8.3%
MH_03	0.039	0.043	-10.6%
MH_04	0.147	0.060	58.9%
MH_05	0.059	0.044	25.3%
V1_01	0.087	0.086	1.5%
V1_02	0.097	0.069	28.7%
V1_03	0.189	0.114	39.8%
V2_01	0.071	0.068	2.6%
V2_02	0.114	0.102	10.1%
V2_03	x	x	x

Table 2. Comparison between ORB-SLAM2 and DF-SLAM in EuRoC dataset without loop closure.

for the representation of accuracy and stability. As we have mentioned above, we only change the threshold for feature matching and remain everything else the same as the original ORB-SLAM2 system, including the number of features

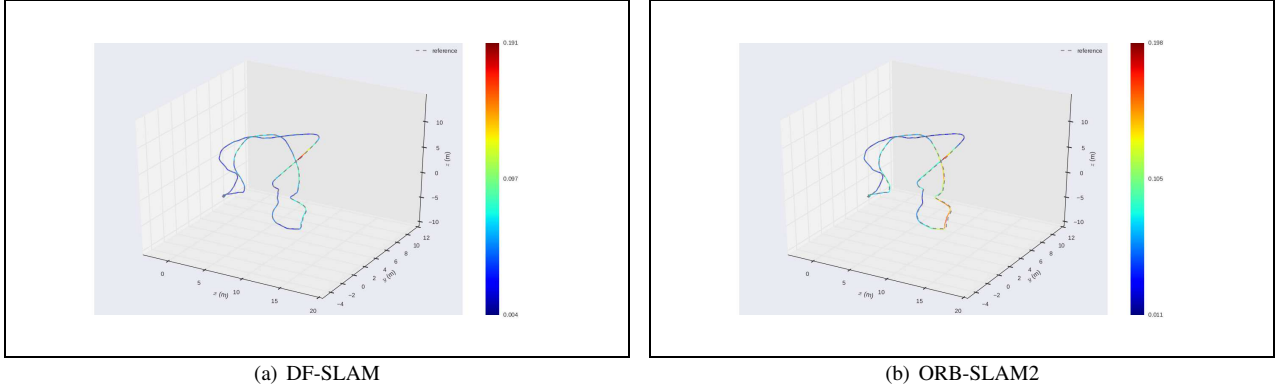


Figure 4. An example of MH 04 difficult sequence in EuRoC dataset. Above:DL-SLAM Below:ORB-SLAM2

we extract, time to insert a keyframe, ratio to do knn test during bow search period and so on. We also use the same pair of thresholds for each sequence.

We operate our system on each sequence for ten times and record both mean RMS errors for each data sequence and variance of these tests. As is illustrated in Figure 4, our method outperforms ORB-SLAM in MH sequences and perform no worse than ORB-SLAM in V sequences. Note that MH sequence is lack of loops and rely heavily on the performance of features while V sequence will always operate global pose optimization, we can easily find our method outstanding.

What is more, considering the variance of each test, we find that our system is quite stable no matter the situation. While the performance of ORB-SLAM2 may vary from time to time, we remain steady in each test we run.

We hold that the ability to walk a long way without much drift is a practical problem and matters a lot. We can never make sure that the environment we need to reconstruct is enough small and contains as many loops as we need to optimize our map. To further verify the performance of our system, we close the global bundle adjustment module(Loop Closing Thread) and repeat the test we run. We can easily find that our method outperforms ORB-SLAM2 at all V sequences, which has proved that DL-SLAM is actually more stable and accurate especially when the camera needs to go a long way without loops for global optimization.

B. TUM Dataset

We further prove our robustness and accuracy on TUM Dataset, another famous dataset among SLAM researchers. The TUM dataset consists of several indoor object-reconstruction sequences. Since most of the sequences we used to make evaluation are captured by hand-holding cameras, these datasets contain terrible twitter from time to time. Such sequences are therefore excellent to test the robustness of our system.

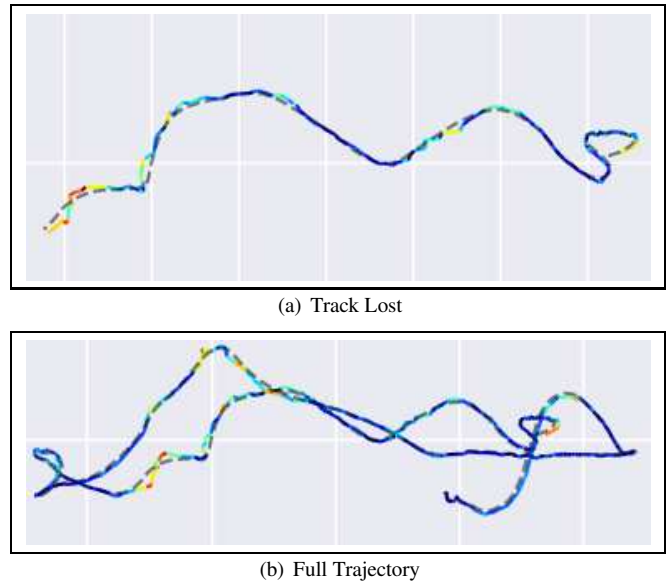


Figure 5. Lost and Tracked sequence of fr1/desk. The camera starts from right to left and turn around to the right side.

We still use the same pair of features as in EuRoC datasets and other numerical features the same as ORB-SLAM2. We are happy to find that in TUM Datasets, where other SLAM systems lose their trajectory frequently, our system works well all the time. We take fr1/desk sequence as an example in Fig 7, where ORB-SLAM2 lost seven times at the same place in our entire ten tests and DF-SLAM covers the whole period easily. Similar to EuRoC, we find that DF-SLAM achieves much better results than ORB-SLAM2 among sequences that do not contain any apparent loops, and perform no worse that ORB-SLAM2 when there is no harsh noise or shake.

4.3. Runtime Evaluation

We measure the run-time of the deep feature extraction using GeForce GTX TITAN X/PCIe/SSE2. A single for-

Dataset	ORB-SLAM2	DF-SLAM	Improvement	Tracked
fr1/desk	0.025	0.015	36.9%	3/10
fr1/desk2	0.028	0.021	24.5%	7/10
fr1/room	0.058	0.041	28.9%	10/10
fr2/desk	0.0089	0.0097	-9.8%	10/10
fr2/xyz	0.0038	0.0030	19.5%	10/10
fr3/office	0.011	0.011	-0.7%	10/10
fr3/nst	0.022	0.012	45.4%	10/10

Table 3. Comparison between ORB-SLAM2 and DF-SLAM in TUM dataset. Tracked Numer is number of tests not lost in total 10 tests(ORB-SLAM2/DF-SLAM).

ward pass of the model runs $7e-5$ seconds for each patch based on pytorch c++ with CUDA support. The time spent on the feature extraction of one image is 0.09 seconds(1200 key points). Together with time to do tracking, mapping and loop closing in parallel, our system runs at a speed of 10 to 15fps. We find that since that our feature is much more robust and accurate, we can operate the whole system with a smaller number of features without losing our position. Therefore, there is still much space left for us to speed up the entire system and move forward to real-time.

4.4. Local Feature Descriptor

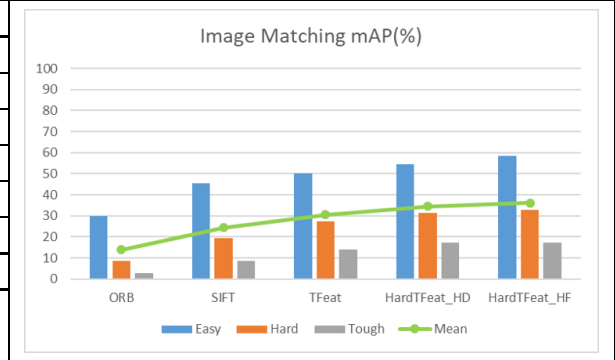
Besides, we separately evaluate the performance of local feature descriptor that we used in DL-SLAM.

We use evenly distributed FAST detector to build the training dataset. All training is done using pytorch and stochastic gradient descent solver with the learning rate of 0.01, the momentum of 0.9 and weight decay of 0.0001. We also use typical data augmentation techniques, such as random rotation and crop, to improve the robustness of our network.

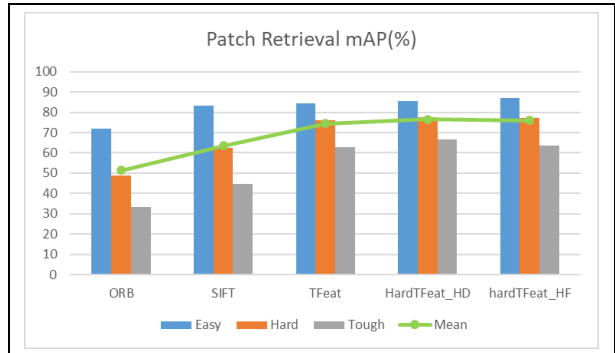
We train our deep feature using different training strategies on HPatch training set and test them on testing set also provided by HPatch. We choose ORB and SIFT, two of the most popular descriptors as a comparison. Learned features outperform traditional ones in every task. Especially, HardTFeat_HD shows a clear advantage over TFeat in matching function, which demonstrates the superiority of the strict hard negative mining strategy we use. HardTFeat_HD and HardTFeat_HF are trained on different datasets but show similar performance on both matching and retrieval tasks.

5. Conclusion

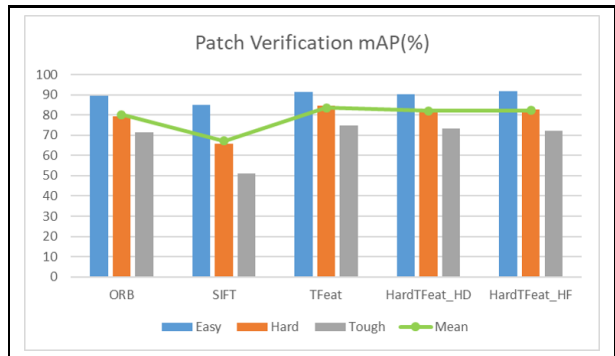
We propose DF-SLAM system that combines robust learned features with traditional SLAM techniques. DF-SLAM makes full use of the advantages of deep learning and geometric information and demonstrates outstanding



(a) The matching result on HPathes dataset.



(b) The retrieval result on HPathes dataset.



(c) The verification result on HPathes dataset.

Figure 6. The matching result on HPathes dataset. TFeat stands for the original TFeat network with simple training strategy. HardTFeat_HD uses hard negative mining strategy, which is trained on original HPathes dataset. HardTFeat_HF is the model we trained using FAST-based HPathes.

improvements in efficiency and stability in numerous experiments. It can work stably and accurately even in challenging scenes. Our idea of making use of deep features provides better data associations and is an excellent aspect of doing further research on. The fantastic result proves the success of our novel idea that enhancing SLAM systems with small deep learning modules does lead to exciting results.

In future work, we will dedicate on the stability of DF-SLAM to handle difficult localization and mapping

problems under extreme conditions. The speed of deep-learning-enhanced SLAM system is also within our consideration. What's more, we aim to design a robust local feature detector that matches the descriptors used in our system. Online learning is also an attractive choice to increase the modality of our system. We even decide to make use of global features to improve global bundle adjustment and establish a whole system for DL enhanced SLAM systems. We believe that such combination can figure out a great many non-geometric problems we are faced with and promote the development of SLAM techniques.

References

- [1] N. Atanasov, M. Zhu, K. Daniilidis, and G. J. Pappas. Semantic localization via the matrix permanent. In *Robotics: Science and Systems*, volume 2, 2014.
- [2] V. Balntas, K. Lenc, A. Vedaldi, and K. Mikolajczyk. Hpatches: A benchmark and evaluation of handcrafted and learned local descriptors. In *Conference on Computer Vision and Pattern Recognition (CVPR)*, volume 4, page 6, 2017.
- [3] V. Balntas, E. Riba, D. Ponsa, and K. Mikolajczyk. Learning local feature descriptors with triplets and shallow convolutional neural networks. In *BMVC*, volume 1, page 3, 2016.
- [4] V. Balntas, L. Tang, and K. Mikolajczyk. Bold-binary online learned descriptor for efficient image matching. In *Proceedings of the IEEE Conference on Computer Vision and Pattern Recognition*, pages 2367–2375, 2015.
- [5] H. Bay, T. Tuytelaars, and L. Van Gool. Surf: Speeded up robust features. In *European conference on computer vision*, pages 404–417. Springer, 2006.
- [6] S. L. Bowman, N. Atanasov, K. Daniilidis, and G. J. Pappas. Probabilistic data association for semantic slam. In *Robotics and Automation (ICRA), 2017 IEEE International Conference on*, pages 1722–1729. IEEE, 2017.
- [7] J. Bromley, I. Guyon, Y. LeCun, E. Säckinger, and R. Shah. Signature verification using a "siamese" time delay neural network. In *Advances in neural information processing systems*, pages 737–744, 1994.
- [8] J. Civera, D. Gálvez-López, L. Riazuelo, J. D. Tardós, and J. Montiel. Towards semantic slam using a monocular camera. In *Intelligent Robots and Systems (IROS), 2011 IEEE/RSJ International Conference on*, pages 1277–1284. IEEE, 2011.
- [9] D. DeTone, T. Malisiewicz, and A. Rabinovich. Superpoint: Self-supervised interest point detection and description. *arXiv preprint arXiv:1712.07629*, 2017.
- [10] J. Engel, V. Koltun, and D. Cremers. Direct sparse odometry. *IEEE transactions on pattern analysis and machine intelligence*, 40(3):611–625, 2018.
- [11] B. Fan, Q. Kong, T. Trzcinski, Z. Wang, C. Pan, and P. Fua. Receptive fields selection for binary feature description. *IEEE Transactions on Image Processing*, 23(6):2583–2595, 2014.
- [12] Y. Feng, Z. Liang, and H. Liu. Efficient deep learning for stereo matching with larger image patches. In *Image and Signal Processing, BioMedical Engineering and Informatics (CISP-BMEI), 2017 10th International Congress on*, pages 1–5. IEEE, 2017.
- [13] Y. Gao, W. Huang, and Y. Qiao. Local multi-grouped binary descriptor with ring-based pooling configuration and optimization. *IEEE Transactions on Image Processing*, 24(12):4820–4833, 2015.
- [14] R. Garg, V. K. BG, G. Carneiro, and I. Reid. Unsupervised cnn for single view depth estimation: Geometry to the rescue. In *European Conference on Computer Vision*, pages 740–756. Springer, 2016.
- [15] P. Gay, V. Bansal, C. Rubino, and A. Del Bue. Probabilistic structure from motion with objects (psfmo). In *The IEEE International Conference on Computer Vision (ICCV)*, volume 2, 2017.
- [16] S. Gupta, J. Davidson, S. Levine, R. Sukthankar, and J. Malik. Cognitive mapping and planning for visual navigation. *arXiv preprint arXiv:1702.03920*, 3, 2017.
- [17] X. Han, T. Leung, Y. Jia, R. Sukthankar, and A. C. Berg. Matchnet: Unifying feature and metric learning for patch-based matching. In *Proceedings of the IEEE Conference on Computer Vision and Pattern Recognition*, pages 3279–3286, 2015.
- [18] K. He, Y. Lu, and S. Sclaroff. Local descriptors optimized for average precision. In *Proceedings of the IEEE Conference on Computer Vision and Pattern Recognition*, pages 596–605, 2018.
- [19] Y. Ke and R. Sukthankar. Pca-sift: A more distinctive representation for local image descriptors. In *Computer Vision and Pattern Recognition, 2004. CVPR 2004. Proceedings of the 2004 IEEE Computer Society Conference on*, volume 2, pages II–II. IEEE, 2004.
- [20] A. Kendall, M. Grimes, and R. Cipolla. PoseNet: A convolutional network for real-time 6-dof camera relocalization. In *Proceedings of the IEEE international conference on computer vision*, pages 2938–2946, 2015.
- [21] X. Kong, W. Wu, L. Zhang, and Y. Wang. Tightly-coupled stereo visual-inertial navigation using point and line features. *Sensors*, 15(6):12816–12833, 2015.
- [22] D. G. Kottas and S. I. Roumeliotis. Efficient and consistent vision-aided inertial navigation using line observations. In *Robotics and Automation (ICRA), 2013 IEEE International Conference on*, pages 1540–1547. IEEE, 2013.
- [23] T. Krajiník, P. Cristóforis, K. Kusumam, P. Neubert, and T. Duckett. Image features for visual teach-and-repeat navigation in changing environments. *Robotics and Autonomous Systems*, 2016.
- [24] B. Kumar, G. Carneiro, I. Reid, et al. Learning local image descriptors with deep siamese and triplet convolutional networks by minimising global loss functions. In *Proceedings of the IEEE Conference on Computer Vision and Pattern Recognition*, pages 5385–5394, 2016.
- [25] R. Li, S. Wang, Z. Long, and D. Gu. Undeepvo: Monocular visual odometry through unsupervised deep learning. In *2018 IEEE International Conference on Robotics and Automation (ICRA)*, pages 7286–7291. IEEE, 2018.
- [26] W. Luo, A. G. Schwing, and R. Urtasun. Efficient deep learning for stereo matching. In *Computer Vision and Pat-*

- tern Recognition (CVPR), 2016 IEEE Conference on, pages 5695–5703. IEEE, 2016.
- [27] R. Mahjourian, M. Wicke, and A. Angelova. Unsupervised learning of depth and ego-motion from monocular video using 3d geometric constraints. In *Proceedings of the IEEE Conference on Computer Vision and Pattern Recognition*, pages 5667–5675, 2018.
- [28] J. McCormac, A. Handa, A. Davison, and S. Leutenegger. Semanticfusion: Dense 3d semantic mapping with convolutional neural networks. In *2017 IEEE International Conference on Robotics and Automation (ICRA)*, pages 4628–4635, May 2017.
- [29] A. Mishchuk, D. Mishkin, F. Radenovic, and J. Matas. Working hard to know your neighbor’s margins: Local descriptor learning loss. In *Advances in Neural Information Processing Systems*, pages 4826–4837, 2017.
- [30] R. Mur-Artal and J. D. Tardós. Orb-slam2: An open-source slam system for monocular, stereo, and rgb-d cameras. *IEEE Transactions on Robotics*, 33(5):1255–1262, 2017.
- [31] P. C. Ng and S. Henikoff. Sift: Predicting amino acid changes that affect protein function. *Nucleic acids research*, 31(13):3812–3814, 2003.
- [32] H. Noh, A. Araujo, J. Sim, T. Weyand, and B. Han. Largescale image retrieval with attentive deep local features. In *Proceedings of the IEEE International Conference on Computer Vision*, pages 3456–3465, 2017.
- [33] Y. Ono, E. Trulls, P. Fua, and K. Moo Yi. Lf-net: Learning local features from images. *arXiv preprint arXiv:1805.09662*, 2018.
- [34] S. Pillai and J. Leonard. Monocular slam supported object recognition. *arXiv preprint arXiv:1506.01732*, 2015.
- [35] I. Reid. Towards semantic visual slam. In *Control Automation Robotics & Vision (ICARCV), 2014 13th International Conference on*, pages 1–1. IEEE, 2014.
- [36] E. Rublee, V. Rabaud, K. Konolige, and G. Bradski. Orb: An efficient alternative to sift or surf. In *Computer Vision (ICCV), 2011 IEEE international conference on*, pages 2564–2571. IEEE, 2011.
- [37] R. F. Salas-Moreno, R. A. Newcombe, H. Strasdat, P. H. Kelly, and A. J. Davison. Slam++: Simultaneous localisation and mapping at the level of objects. In *Proceedings of the IEEE conference on computer vision and pattern recognition*, pages 1352–1359, 2013.
- [38] E. Simo-Serra, E. Trulls, L. Ferraz, I. Kokkinos, P. Fua, and F. Moreno-Noguer. Discriminative learning of deep convolutional feature point descriptors. In *Proceedings of the IEEE International Conference on Computer Vision*, pages 118–126, 2015.
- [39] Y. Tian, B. Fan, F. Wu, et al. L2-net: Deep learning of discriminative patch descriptor in euclidean space. In *Cvpr*, volume 1, page 6, 2017.
- [40] T. Trzcinski, M. Christoudias, P. Fua, and V. Lepetit. Boosting binary keypoint descriptors. In *Proceedings of the IEEE conference on computer vision and pattern recognition*, pages 2874–2881, 2013.
- [41] L. A. R. via Discriminability. Repeatability is not enough: Learning affine regions via discriminability. *arXiv preprint arXiv:1711.06704*, 2017.
- [42] N. Vo, N. Jacobs, and J. Hays. Revisiting im2gps in the deep learning era. In *Computer Vision (ICCV), 2017 IEEE International Conference on*, pages 2640–2649. IEEE, 2017.
- [43] Z. Wang, B. Fan, and F. Wu. Affine subspace representation for feature description. In *European Conference on Computer Vision*, pages 94–108. Springer, 2014.
- [44] J. Wu, L. Ma, and X. Hu. Delving deeper into convolutional neural networks for camera relocalization. In *Robotics and Automation (ICRA), 2017 IEEE International Conference on*, pages 5644–5651. IEEE, 2017.
- [45] N. Yang, R. Wang, J. Stückler, and D. Cremers. Deep virtual stereo odometry: Leveraging deep depth prediction for monocular direct sparse odometry. In *European Conference on Computer Vision*, pages 835–852. Springer, 2018.
- [46] T.-Y. Yang, J.-H. Hsu, Y.-Y. Lin, and Y.-Y. Chuang. Deepcd: Learning deep complementary descriptors for patch representations. In *Proceedings of the IEEE Conference on International Conference on Computer Vision (ICCV)*, pages 3314–3322, 2017.
- [47] K. M. Yi, E. Trulls, V. Lepetit, and P. Fua. Lift: Learned invariant feature transform. In *European Conference on Computer Vision*, pages 467–483. Springer, 2016.
- [48] S. Zagoruyko and N. Komodakis. Learning to compare image patches via convolutional neural networks. In *Proceedings of the IEEE Conference on Computer Vision and Pattern Recognition*, pages 4353–4361, 2015.
- [49] J. Zbontar and Y. LeCun. Stereo matching by training a convolutional neural network to compare image patches. *Journal of Machine Learning Research*, 17(1-32):2, 2016.
- [50] T. Zhou, M. Brown, N. Snavely, and D. G. Lowe. Unsupervised learning of depth and ego-motion from video. In *CVPR*, volume 2, page 7, 2017.
- [51] Y. Zhu, R. Mottaghi, E. Kolve, J. J. Lim, A. Gupta, L. Fei-Fei, and A. Farhadi. Target-driven visual navigation in indoor scenes using deep reinforcement learning. In *Robotics and Automation (ICRA), 2017 IEEE International Conference on*, pages 3357–3364. IEEE, 2017.