

Decoupled Certainty-Driven Consistency Loss for Semi-supervised Learning

Yiting Li^{*1}, Lu Liu^{*1}, Robby T. Tan^{1,2}

¹ECE Department, National University of Singapore, ²Yale-NUS College, Singapore

elelyit@nus.edu.sg, lliu@u.nus.edu, robby.tan@yale-nus.edu.sg

Abstract

One of the successful approaches in semi-supervised learning is based on the consistency loss between different predictions under random perturbations. Typically, a student model is trained to be consistent with teachers prediction for the inputs under different perturbation. However, to be successful, the teachers pseudo labels must have good quality, otherwise the whole learning process will fail. Unfortunately, existing methods do not assess the quality of teachers pseudo labels. In this paper, we propose a novel certainty-driven consistency loss (CCL) that exploits the predictive uncertainty information in the consistency loss to let the student dynamically learn from reliable targets. Specifically, we propose two approaches, i.e. Filtering CCL and Temperature CCL to either filter out uncertain predictions or pay less attention on the uncertain ones in the consistency regularization. We combine the two approaches, which we call FT-CCL to further improve consistency learning framework. Based on our experiments, FT-CCL shows improvements on a general semi-supervised learning task and robustness to noisy labels. We further introduce a novel mutual learning method, where one student is decoupled from its teacher, and learns from the other student's teacher, in order to learn additional knowledge. Experimental results demonstrate the advantages of our method over the state-of-the-art semi-supervised deep learning methods.

1. Introduction

Semi-supervised learning (SSL) aims to boost the model performance by leveraging a limited amount of labeled data and a large amount of unlabeled data [5, 30]. In the SSL literature, recent semi-supervised learning methods have achieved remarkable results [23, 18, 27, 17, 12, 6].

Most of the recent methods follow some noise regularization approaches, e.g., data augmentation and dropout, to encourage the model to give similar predictions under random perturbations. The network is trained using a standard

supervised classification loss and an unsupervised consistency loss. Pseudo ensembles [2] and Γ -model in the ladder network [22] produce a noisy student model and clean teacher model, and train the student to predict consistently with the "soft targets" (i.e. softmax probability distributions) generated by the teacher. Following this student-teacher framework, Π model [13], temporal ensemble [13], mean teacher [27] improve the quality of the targets by generating a better teacher. Deep label propagation [1] combines mean teacher with label diffusion to get further improvement.

One common issue of the perturbation-based SSL approach is a problem called confirmation bias, which means the model is prone to confirm the previous predictions and resist new changes. If the unsupervised consistency loss outweighs the supervised classification loss, the model cannot learn any meaningful knowledge, and hence can get stuck in a degenerated solution. Most existing methods [13, 18, 27, 17] address this issue by employing a weighting function that gives a ramp-up weight (i.e., a gradually increasing weight) for the consistency loss.

However, we consider that solely using a ramp-up weight is still ineffective to solve the confirmation bias. Even though the ramp-up weight is used, the unsupervised consistency loss is applied to all training samples blindly, ignoring the fact that not all training data provide meaningful and reliable information. In the context of the student-teacher framework, it means the student blindly learns from all noisy targets, regardless of the quality of the teacher's targets. For labeled data, the supervised classification loss probably can correct some of the mistakes in the successive training steps. However, for the majority of unlabeled data, they can still remain in the previously enforced wrong predictions, since no ground-truth class labels are available to correct their predictions.

Another issue is most existing methods ignore the fact that not all logits (i.e., the inputs to the final softmax) can provide equally important information. Logits with smaller activation value usually produce more noisy network outputs [11]. For instance, for a correctly predicted cat image, the logit of the dog category can also be high and provide

^{*}indicate equal contributions

meaningful inter-class similarity information, but the logits of other irrelevant classes (like truck or airplane) which are negative may provide noisy and incorrect class similarity information. Hence, a student model should pay most attention to learning from teacher’s high logits instead of low and noisy ones.

Principally, our method lets the student dynamically learn from more meaningful and reliable targets, and encourages the student to focus more on teacher’s high activation logits. Our method adapts a progressive learning strategy [3] to gradually learn from certain targets to less certain targets in the consistency regularization. Unlike existing SSL methods that blindly enforce consistency loss on all unlabeled data, our method enforces consistency gradually from high-density regions to low-density regions, which is in conformity to the smoothness assumption [5], i.e., high-density input data should output more consistent predictions than those in a low-density region.

To let the teacher provide additional useful information for the student, we propose a decoupled consistency in a multi-teacher framework, where the consistency regularization is enforced between decoupled students and teachers with different network initialization and training conditions. It has been shown that mutual learning between two models with different initialization can provide additional knowledge to each other, and hence improves performance for model distillation in fully supervised scenario [?]. Our multi-teacher framework also shares some merits with co-training [4, 20, 21], which trains multi-view models for the classification task by using disjoint splits or views of the training data or other advanced techniques. One advantage of our decoupled student-teacher framework over the existing co-training methods is that, for each view, the single model performance is increased by the ”shadow” teacher model with zero learning costs.

Our contribution is four-fold: (1) We present a certainty-driven consistency loss (CCL) that exploits the uncertainty of the model predictions for the consistency regularization, we further show that different logits in a certain prediction are not equally valuable for the student to learn, which has not been explored before in semi-supervised learning. (2) We propose two novel approaches Filtering CCL and Temperature CCL, Filtering CCL enforce consistency on the reliable targets by filtering out uncertain predictions, Temperature CCL reduce the magnitudes of gradients on the uncertain ones and let the model pay less attention on matching noisy logits. (3) We introduce a combined method, FT-CCL, that utilizes both approaches and shows robustness to noisy labels; since the noisy labels can be ignored in both hard and soft way, and thus the model can benefit from the most reliable predictions. Extensive experiments demonstrate the advantages of our proposed method over a few state-of-the-art semi-supervised deep learning meth-

ods. Extensive experiments demonstrate the advantages of our proposed method over a few state-of-the-art semi-supervised deep learning methods. (4) We introduce a decoupled multi-teacher framework to encourage the teacher provide additional new knowledge for the student. The decoupled consistency and multi-teacher framework further boosts the performance.

2. Related work

Several recently proposed methods are based on training the model predictions to be consistent to perturbations [2, 22, 13, 23, 18, 27, 17]. Pseudo ensembles [2] and Γ -model in the ladder network [22] produce a noisy student and clean teacher, and trains the student model to predict the target given by the teacher. Following the same paradigm, Π model [13] applies noise to both the student and the teacher, then penalizes inconsistent predictions. Temporal ensemble [13] penalizes the inconsistency between the network predictions and the temporally ensembled network predictions, and maintains an exponential moving average (EMA) prediction for each training data. Mean teacher [27] utilizes EMA on the model weights to maintain an averaged teacher model for generating targets for the student to learn from. However, these methods rely on the hyperparameter controlling the weight of the associated loss to tackle the trade-off between the supervised loss and inconsistency regularization, which can be ineffective and insufficient. In contrast, our approach leverages the uncertainty of perturbed predictions to provide reliable/certain consistency constraints.

A few uncertainty modelling methods have been proposed based on Bayesian neural network [19, 16, 10, 14, 26]. One of them is Monte Carlo dropout proposed by [9, 10]. They theoretically prove that dropout at test time can be used to approximate a model’s uncertainty. However, this uncertainty is only used during testing, which does not influence the training process. We extend this uncertainty modelling approach into training to evaluate the uncertainty of the predictions in SSL. Furthermore, our uncertainty also takes the local smoothness into consideration.

Our method adapts progressive learning strategy and an uncertainty indicator to let the student gradually learn from certain targets to less certain ones, which relate to curriculum learning [3] and active learning [25]. [3] first propose progressive learning paradigm that organizing the training data from easy to hard, indicated by entropy, improves the performance. In active learning [25], similar indicators have been used to guide decisions about which data point to label next. In general, we all rely on some indicators to evaluate the training data. However, to our knowledge, applying this indicator in terms of the consistency regularization to SSL is new, and has not been explored before.

[11] introduces a temperature parameter to make a stu-

dent pay more equal attention to match different logits of teachers predictions, it argues that in a high temperature limit, minimizing a cross-entropy error is equivalent to minimizing the difference of teacher’s logits and student’s logits. With a low temperature, the student should pay less attention to the logits that are lower than the average level [11]. [28] proposes born again” neural networks, which train networks in generations, instead of keeping a static teacher. [29] introduces a pool of different initialized student networks and let them to learn from each other. It claims that the variation of next most likely classes between different initialized networks can provide additional useful knowledge to improve generalization ability. [7] suggests that learning the inter-class relationship from the top k confidence scores is better than learning from the whole distribution, since the top k scores contain higher quality of inter-class similarity information.

3. Our Approach

One common drawback of the existing perturbation-based methods is that they regularize the outputs to be smooth regardless of the quality of the targets. We address this drawback by estimating the uncertainty of the targets, and then let the student learn more from certain targets, and less from uncertain targets. We achieve this by either filtering out uncertain targets, or decreasing the relative impact of uncertain targets vs. certain ones. By doing this, the student learns meaningful and reliable knowledge instead of some error prone information. Another drawback is the existing methods ignore the fact that lower activation logits in a prediction is usually more noisy than those of high activation logits. This problem can be addressed by our Temperature CCL, where we introduce a temperature-based hyperparameter in the softmax layer, forcing the student to pay more attention to the higher activation logits.

Let the whole training set D consist of total of N examples, out of which only N_l are labeled. Let $D_L = \{(x_i, y_i)\}_{i=1}^{N_l}$ be the labeled set, where $y_i \in \{1, \dots, C\}$, C is the number of classes, and D_U be the unlabeled set. Given an input batch B with $|B|$ training samples, we aim to minimize the supervised classification loss for the labeled set, along with a consistency loss, which is guided by uncertainty:

$$\begin{aligned} \min_{\theta} \sum_{x_i \in (B \cap D_L)} L_{cls}(f(x_i, \theta, \eta), y_i) \\ + \lambda(e) \sum_{x_i \in B} L_{cons}(f(x_i, \theta', \eta') - f(x_i, \theta, \eta)), \end{aligned} \quad (1)$$

where L_{cls} is the standard cross-entropy loss, and L_{cons} is the consistency loss to measure the distance between the prediction of the teacher and the prediction of the student. We use the Mean Squared Error (MSE) loss: $L_{cons} =$

$\|f(x_i, \theta', \eta') - f(x_i, \theta, \eta)\|^2$. Here, (θ, η) and (θ', η') represent the weights and perturbation parameters (e.g. augmentation and dropout) of the student and teacher models, respectively. $\lambda(e)$ is an epoch-dependent ramp-up weighting function, which controls the trade-off between the two loss terms.

Certainty-Driven Consistency Loss Mean teacher [27] shows that the consistency of perturbed predictions around both labeled and unlabeled data provides smoothness regularization. However, in our view, it is an ideal case that all training data can be correctly classified. In reality, both labeled and unlabeled data can be missclassified. Penalizing inconsistency around misclassified data not only slow down the convergence of labeled data, but also can be harmful for the nearby unlabeled data. Without ground-truth supervision, the issue of the confirmation bias can make the model stuck in these incorrect inconsistency constraints, and can hardly be revised in the successive training process. Blindly enforcing smoothness around all samples can induce the confirmation bias. Although in the next training epoch, the supervised loss can correct the prediction of a labeled data, some unlabeled data can still remain in the previously enforced wrong prediction, given that there is no ground-truth label available for it.

Uncertainty Estimation Given a batch of input training images containing both labeled and unlabeled data, each training step includes two stages: label prediction and uncertainty estimation. In the prediction stage, the student and teacher output two sets of predictions. Existing methods directly use the teacher’s predictions as the targets for the student to learn from. Instead of doing this, we propose to utilize the uncertainty estimation to dynamically select a subset of certain predictions that are associated with reliable targets to enforce the consistency constraint. In the uncertainty estimation stage, we perform K stochastic forward passes on the teacher model under random dropout θ^k and input augmentation η^k . We find this K times (e.g. 10) feed-forward processes is quite efficient since it does not involve any learning procedure. We define the predictive variance (PV) to measure uncertainty:

$$PV = \sum_c \text{Var}[p(y = c|x, \theta^1, \eta^1), \dots, p(y = c|x, \theta^K, \eta^K)] \quad (2)$$

3.1. Certainty-Driven Consistency with Filtering

Using the mentioned uncertainty measurement, the teacher outputs an uncertainty value U_i for each data points x_i in the input batch, along with their soft targets. Based on U_i , we explore two filtering strategies – *hard filtering* and *probabilistic filtering* to filter out relatively uncertain predictions when computing the consistency loss (Fig. 1). *Hard filtering* ensures that the student always learns from

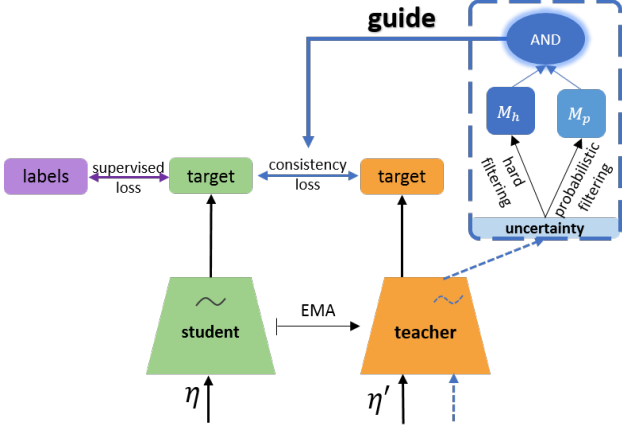


Figure 1: Filtering strategies in our Filtering CCL.

the targets that are of relatively high quality, i.e. with low predictive uncertainty. *Probabilistic filtering* filters a data sample by a probability value related to its uncertainty ranking. A sample with high uncertainty has high probability to be filtered out, but still has a chance to remain. This strategy introduces complementary randomness into the filtering process, which can improve the generalization performance.

In each training step, the data samples in the input batch B are sorted according to their uncertainty values $[U_1, \dots, U_{|B|}]$ in ascending order to obtain an ordered rank list $R = [R_1, \dots, R_{|B|}]$. The first one x_i is the most certain in the batch, i.e. $R_i = 1$, and the last one x_j is the most uncertain, i.e. $R_j = |B|$. (1) Hard filtering: We choose a ramp-up number of top- k certain data points and filter out the left uncertain data, where $k = \beta e$, e is the epoch. The hard filtering mask is denoted as M_h (length of B), and for input x_i , $M_{hi} = 1$ if $R_i \leq k$, otherwise $M_{hi} = 0$. (2) Probabilistic filtering: The probabilistic filtering mask is denoted as M_p . Each element of M_p is a Bernoulli distributed random variable $M_{pi} = \{0, 1\}$ expressed as:

$$M_{pi} \sim \text{Bernoulli}(m_{pi}), \quad (3)$$

where:

$$m_{pi} = \frac{P_{max}}{|B| - 1} (R_i - 1),$$

$$P_{max} = \begin{cases} 1 - \rho \frac{e}{E}, & \text{if } e \leq E \\ 0, & \text{if } e > E, \end{cases}$$

where $\rho \in (0, 1)$ is a coefficient hyperparameter influencing the value of P_{max} , and E is a thresholding epoch deciding from which epoch we want to exploit all training data in the consistency loss.

We find that it is more stable to use this mapped value based on rank R_i as the filtering probability m_{pi} compared

to the original uncertainty value U_i . In particular, for the most certain data $R_i = 1$ in the batch, the probability of being filtered out is always 0 ($m_{pi} = 0$). For the most uncertain data $R_j = |B|$, the probability of filtering it out equals to P_{max} , which decreases as the training epoch increases. For the data in between these two extremes, the probability of being filtered out follows a uniform distribution ranging from 0 to P_{max} . The reason we use this mapped value is that an absolute uncertainty value U_i can be numerically small but relatively larger than that of other data in the same batch or other batches. In this case, we still want to filter it out with a relatively high probability. Additionally, non-uniformly distributed filtering can cause a large variation in terms of the number of the selected data among the batches, which can make the training process unstable.

Our method can gradually select the most certain predictions as the targets for the student to learn from. In the initial training epochs, the supervised classification loss can be high, and the predictions can vary considerably under different perturbations. In this case, the teacher can only select a small number of high certainty targets with relatively low variances to enforce consistency. As training continues, the overall classification loss decreases and so does the consistency loss. The uncertainty level of the teacher predictions can be reduced gradually, allowing the student to learn from more reliable targets of unlabeled data.

3.2. Certainty-Driven Consistency with Temperature

From the view of the model distillation [7], the top k activation logits can reflect more accurate image-level inter-class similarity, while other logits are too noisy to provide meaningful information [11]. Hence, a student should focus more on the teacher's top k logits. Considering this, besides filtering out uncertain targets in a hard way, we also investigate a soft way by letting the student learn more from such high activation logits.

The temperature function is a variant of the softmax activation function by dividing the logit z_i for class i with a positive temperature T :

$$q_i = \frac{\exp(z_i/T)}{\sum_j \exp(z_j/T)}, \quad (4)$$

where q_i is the output of the temperature softmax for class i . Mix-match [8] apply a low temperature on teacher's softmax layer to sharpen the output distribution. Unlike their approach, we add the temperature factor in both of the student and teacher's softmax layers. We use the mean square error loss as the consistency loss:

$$L_{cons} = \sum_c ||P_t(y = c|x) - P_s(y = c|x)||^2, \quad (5)$$

$$P_t(y = c|x) = \frac{\exp(z_c/T)}{\sum_j \exp(z_j/T)}, \quad (6)$$

$$P_s(y = c|x) = \frac{\exp(z_c/T)}{\sum_j \exp(z_j/T)}, \quad (7)$$

where $P_t(y = c|x)$ is the teacher’s confidence score of class c , $P_s(y = c|x)$ is the student’s confidence score of class c .

[11] has theoretically proved that using the cross-entropy loss as consistency with a high temperature, minimizing the consistency loss between two predictions with temperature T has the effect of reducing the magnitudes of the gradients by a scale of $1/T^2$, and we find mean square loss has the similar effect. However, the method in [11] needs to manually set the value of the temperature, which is shared by all training samples. On the contrary, our method can automatically define the temperature of each training sample according to its uncertainty. Then, this certainty-based temperature decides how much influence the associated sample has on training the student model.

Specifically, we use various temperatures to control the magnitudes of the gradients to let the student learn more from certain targets and less from uncertain ones. In each training step, we automatically enforce relatively higher temperatures on uncertain targets, and lower temperatures on certain targets, according to the previously obtained certainty ranking list R in each input batch B :

$$T_i = \frac{T_{max}}{|B|} R_i, \quad (8)$$

where:

$$T_{max} = T_b - T_k \frac{s}{S},$$

with T_i is the temperature for the input x_i , R_i is the certainty rank, T_{max} is the maximum temperature value for the most uncertain data in each batch, s is the global training step. T_{max} decreases as training continues, since the system is more and more certain. There are three hyper-parameters: T_b and T_k controlling the base and slope of the ramp-down paradigm, respectively, and S is a threshold step for slowing down the speed of the ramp-down function.

Besides the scaling effect, another benefit of introducing this temperature factor is, using temperature we can control student’s attention to be sharpen or soften on matching the logits. Specifically, at low temperature, the model attention will be shapen and it will put a less effort on matching the logits which are smaller than the average, the class with the largest logit value can take most of the attention. From the view of knowledge distillation, learning true inter-class similarity information on each image can help model to generalize well [7], however, that information is

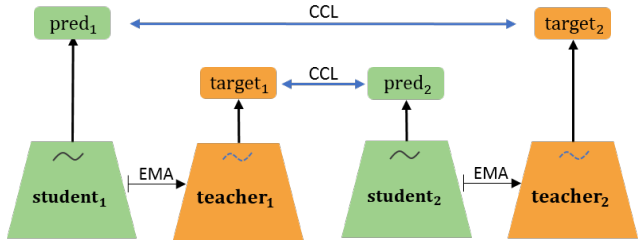


Figure 2: Our proposed circle-shape framework with 2 decoupled students and teachers.

quite data-dependent, for example, some of the dog may be quite similar with a wolf, but other may not. Learning from teacher’s prediction is a possible way of extracting such data-dependent information [7]. For a data with high entropy prediction, since the teacher network give a smoother distribution, the image is also likely to be very similar with the other top several class, to catch this kind of smooth similarity, we should equip the student model with a more uniform attention which it will pay more equal attention to teacher’s logits. For an image with low entropy, since the teacher gives sharp prediction, which means this image is not really similar with the other class in the dataset, we prefer to equip the student with harden attention on the argmax class so as to avoid to learn any wrong class similarity information.

3.3. Combining Filtering and Temperature CCL

We further analyze the effectiveness of combining our proposed Filtering CCL and Temperature CCL. The motivation is that, with regard to learning from certain targets, the two approaches have complementary effects. In particular, in each training step, according to the previously obtained certainty ranking list R for each input batch B , we obtain the two masks M_h and M_p for hard filtering and probabilistic filtering, respectively, and the temperature value list.

We first filter out uncertain predictions based on M_h and M_p , and then, compute the outputs of the temperature softmax for the remaining certain predictions using their corresponding temperature values. In the initial training epochs, the Filtering CCL plays a dominant role, since it only select a few top- k certain predictions for the consistency. In the following epochs, Temperature CCL becomes more and more important, since the temperature values of the remaining predictions becomes more and more differentiable. Yet, as training continues, such differences reduces since the overall certainty level increases.

3.4. Decoupled Multi-Teachers

The typical perturbation-based methods [15, 22, 13, 27] use one single teacher to provide a prediction target for a student to learn from. In MT [27], the teacher produced

Table 1: Results on benchmark datasets in comparison to state-of-the-art methods, averaged over 10 runs. **Metric:** Error rate (%) \pm standard deviation, **lower is better**. ”-” indicates no reported result, ”*” is based on our best implementation.

Model	CIFAR-10			CIFAR-100	SVHN
	1000 labels	2000 labels	4000 labels	10000 labels	1000 labels
Supervised-only [27]	46.43 \pm 1.21	33.94 \pm 0.73	20.66 \pm 0.57	44.56 \pm 0.30 ¹	12.32 \pm 0.95
Π model [13]	-	-	12.36 \pm 0.31	39.19 \pm 0.36	4.82 \pm 0.17
TempEns [13]	-	-	12.16 \pm 0.24	38.65 \pm 0.51	4.42 \pm 0.16
VAT+Ent [18]	-	-	10.55 \pm 0.05	-	3.86 \pm 0.11
MT [27]	21.55 \pm 1.48	15.73 \pm 0.31	12.31 \pm 0.28	37.91 \pm 0.37*	3.95 \pm 0.19
Π +SNTG [17]	21.23 \pm 1.27	14.65 \pm 0.31	11.00 \pm 0.13	37.97 \pm 0.29	3.82 \pm 0.25
MT+SNTG [17]	-	-	-	-	3.86 \pm 0.27
TempEns+SNTG [17]	18.41 \pm 0.52	13.64 \pm 0.32	10.93 \pm 0.14	-	3.98 \pm 0.21
MA-DNN [6]	-	-	11.91 \pm 0.22	34.51 \pm 0.61	4.21 \pm 0.12
Deep Label Propagation [1]	16.93 \pm 0.7	13.22 \pm 0.29	10.61 \pm 0.28	35.92 \pm 0.47	-
Filtering CCL (ours)	15.63 \pm 0.58	12.57 \pm 0.42	10.63 \pm 0.19	35.31 \pm 0.52	3.81 \pm 0.16
Temperature CCL (ours)	15.79 \pm 0.63	12.86 \pm 0.35	10.83 \pm 0.21	35.46 \pm 0.41	3.85 \pm 0.18
FT-CCL (ours)	15.32 \pm 0.54	11.67 \pm 0.31	10.47 \pm 0.17	35.16 \pm 0.35	3.78 \pm 0.15
MT with 2 teachers (ours)	-	-	11.36 \pm 0.23	36.37 \pm 0.43	-
FT-CCL with 2 teachers (ours)	-	-	9.97 \pm 0.18	34.76 \pm 0.28	-
FT-CCL with 3 teachers (ours)	-	-	9.63 \pm 0.24	34.58 \pm 0.31	-

by the student also teaches the same student in terms of the consistency. This strongly coupled student-teacher can limit the capacity of the model, due to the high similarity between them. Aiming to improve the generated targets, we extend the single student-teacher framework to a mutually learning framework containing pairs of students and teachers.

The key condition of mutual learning [29] to be successful is that, the model from different initialization can provide additional information about each data these dark knowledge can actually help model to generalize better [29]. We introduce a mutual learning framework to decouple the students and teachers, by forming them in a closed circle (Fig. 2). Assume we have a sequence of n pairs of student-teacher. The $student_i$ produces an EMA model as $teacher_i$, which teaches the next $student_{i+1}$, and the last $teacher_n$ teaches the first $student_1$, forming a circle of a learning process. In this way, the teacher does not directly teach the student that generated it anymore, but teaches the next student in a circle manner. To further avoid the models collapsing into each other, we apply different input augmentations randomly for all students/teachers.

Note that, in order to prove the effectiveness of our circle-shape framework, we do not ensemble the multiple teacher models for the final evaluation. Instead, we only report the average performances of these models.

4. Experiments

We show the experimental results on three widely adopted image classification benchmark datasets: SVHN, CIFAR-10 and CIFAR-100. Following the standard semi-supervised classification protocol [22, 24, 13, 27, 17], we randomly sample 1000, 4000 and 10000 labels for SVHN, CIFAR-10 and CIFAR-100, respectively, with the remaining 72257, 46000, 40000 images as unlabeled training data. The results are averaged over 10 runs with different seeds for data splits. Main results are presented in Tab. 1. The accuracy of existing methods are all taken from existing literature, except those marked with * that are based on our implementation. We will make our code publicly available.

Implementation Details We adopt the same 10-layers CNN architecture as [13, 27], which contains 9 convolutional layers, 1 fully connected (fc) layer, and 2 dropout layers. Following the previous works [13, 27], we use translation augmentation on SVHN and standard augmentation on CIFAR-10 and CIFAR-100. For CIFAR-100, we add one fc layer with dropout before the classifier to have three dropout layers in total for better estimating the uncertainty with predictive variance(PV). We run 10 times dropout during training to measure uncertainty, which we find is sufficient for our purpose of estimating uncertainty. In Filtering CCL, we set $k = 8e$, and $P_{max}(e) = 1 - \frac{0.4e}{210}$. In Temperature CCL, T_{max} ramps down with $T_b = 20$, $T_k = 10$, $T_s = 1$, and then

¹Result is reported in [13].

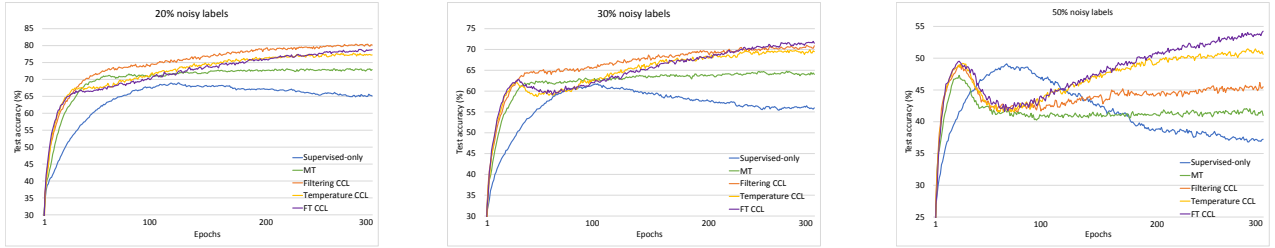


Figure 3: Test accuracy on CIFAR-10 trained with 4000 labels with percentages of 20%, 30%, 50% corrupted labels. Supervised only training (blue) fluctuates a lot and overfits to the incorrect labels. MT [27] shows the resistance to the corruption but still influenced by noisy labels. Our proposed Filtering CCL and Temperature CCL show considerable resistance to noisy labels. The high robustness of combined CCL verifies that our proposed methods provides complementary effects to prevent the model learning from uncertain/noisy targets.

after epoch 100, the speed slows down with $T_b = 10, T_k = 9, T_s = 3$.

Comparison with State-of-the-art Methods In general, both of our Filtering CCL and Temperature CCL perform better, and our combined Filtering and Temperature method (FT-CCL) shows the best performance. On CIFAR-10, our method sets new state-of-the-art results, especially when labels are fewer. Our FT-CCL outperforms the previous best Deep label propagation [1] by a margin of 1.61% (16.93-15.32), and 1.55% (13.22-11.67) when using 1000 and 2000 labels respectively. On CIFAR-100, which is a more challenging dataset with 100 number of classes, our FT-CCL with 3 teachers achieves a comparable performance (34.58) with the state-of-the-art method MA-DNN [6] (34.51). On SVHN, which is a relatively easy and saturated dataset, our combined FT-CCL achieves a comparable error rate (3.78) with the state-of-the-art.

Decoupled Multi-Teachers As shown in Tab. 1, our FT-CCL with 3 teachers sets new state-of-the-art results on CIFAR-10 4000 labels and CIFAR-100. It further boosts the performance of FT-CCL by margins of 0.84% (10.47-9.63) and 0.58% (35.16-34.58) on CIFAR-10 with 4000 labels and CIFAR-100, respectively. For fair comparison, we do not ensemble the multiple teacher models. Instead, we only report the average performances of these models. Fig. 4 shows the test accuracy of our FT-CCL with 2 teachers using our circle-shape framework. These results demonstrate that our decoupled multi-view teachers provide additional complementary information for recognizing an object.

4.1. Robustness to Noisy Labels

In a further test we studied the robustness of our method under random corruption of labels. Certain percentages

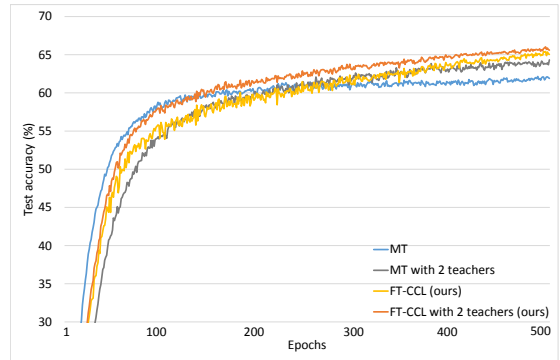


Figure 4: Test accuracy of our FT-CCL with 2 teachers on CIFAR-100, compared with MT [27].

(20%, 30%, 50%) of true labels on the training set are replaced by random labels. Fig. 3 shows the classification error on CIFAR-10 test set, trained with 4000 labels. In general, Filtering CCL performs better than Temperature CCL when noisy labels are few (e.g. 20%). When the percentage of noisy labels increases, Temperature CCL outperforms Filtering CCL, and the combined FT-CCL shows the most robustness under 50% noisy labels.

Specifically, when most of the labels are correct (20% noisy), Filtering CCL is able to filter out uncertain noisy targets and gradually learn from the certain predictions. When there is moderate percentage (30%) of labels are corrupted, Filtering CCL and Temperature CCL show comparable robustness. The former converges faster than the latter, and the FT-CCL outperforms both in the end. When 50% of the labels are corrupted, Temperature CCL shows higher robustness than Filtering CCL, since uncertain targets remain high temperatures and low impacts in the consistency regularization compared to certain targets throughout training process. The FT-CCL further boosts the performance, in-

dicating that our proposed Temperature CCL and Filtering CCL introduce complementary abilities to enforce consistency on reliable predictions. Thus, our proposed CCL provides considerable resistance to noisy labels, and improves the generalization performance of the model.

5. Conclusion

References

- [1] Y. A. O. C. Ahmet Iscen, Giorgos Tolias. Label propagation for deep semi-supervised learning. In *IEEE Conference on Computer Vision and Pattern Recognition CVPR 2019*. CVPR, 2019.
- [2] P. Bachman, O. Alsharif, and D. Precup. Learning with pseudo-ensembles. In *Advances in Neural Information Processing Systems*, pages 3365–3373, 2014.
- [3] Y. Bengio, J. Louradour, R. Collobert, and J. Weston. Curriculum learning. In *Proceedings of the 26th annual international conference on machine learning*, pages 41–48. ACM, 2009.
- [4] A. Blum and T. Mitchell. Combining labeled and unlabeled data with co-training. In *Proceedings of the eleventh annual conference on Computational learning theory*, pages 92–100. ACM, 1998.
- [5] O. Chapelle, B. Schölkopf, and A. Zien. *Semi-Supervised Learning*. The MIT Press, 1st edition, 2010.
- [6] Y. Chen, X. Zhu, and S. Gong. Semi-supervised deep learning with memory. In *The European Conference on Computer Vision (ECCV)*, September 2018.
- [7] S. Q. A. Y. Chenglin Yang, Lingxi Xie. Training deep neural networks in generations: a more tolerant teacher educates better students. In *Association for the Advancement of Artificial Intelligence AAAI 2019*. AAAI, 2019.
- [8] I. G. A. O. N. P. C. R. David Berthelot, Nicholas Carlini. Mixmatch: A holistic approach to semi-supervised learning, 2019.
- [9] Y. Gal and Z. Ghahramani. Bayesian convolutional neural networks with bernoulli approximate variational inference. *arXiv preprint arXiv:1506.02158*, 2015.
- [10] Y. Gal and Z. Ghahramani. Dropout as a bayesian approximation: Representing model uncertainty in deep learning. In *international conference on machine learning*, pages 1050–1059, 2016.
- [11] G. Hinton, O. Vinyals, and J. Dean. Distilling the knowledge in a neural network. *arXiv preprint arXiv:1503.02531*, 2015.
- [12] K. Kamnitsas, D. C. Castro, L. L. Folgoc, I. Walker, R. Tanno, D. Rueckert, B. Glocker, A. Criminisi, and A. Nori. Semi-supervised learning via compact latent space clustering. *International Conference on Machine Learning (ICML)*, 2018.
- [13] S. Laine and T. Aila. Temporal ensembling for semi-supervised learning. *International Conference on Learning Representations (ICLR)*, 2017.
- [14] B. Lakshminarayanan, A. Pritzel, and C. Blundell. Simple and scalable predictive uncertainty estimation using deep ensembles. In *Advances in Neural Information Processing Systems*, pages 6402–6413, 2017.
- [15] D.-H. Lee. Pseudo-label: The simple and efficient semi-supervised learning method for deep neural networks. In *Workshop on Challenges in Representation Learning, ICML*, volume 3, page 2, 2013.
- [16] Y. Li, J. M. Hernández-Lobato, and R. E. Turner. Stochastic expectation propagation. In *Advances in Neural Information Processing Systems*, pages 2323–2331, 2015.
- [17] Y. Luo, J. Zhu, M. Li, Y. Ren, and B. Zhang. Smooth neighbors on teacher graphs for semi-supervised learning. In *The IEEE Conference on Computer Vision and Pattern Recognition (CVPR)*, June 2018.
- [18] T. Miyato, S.-i. Maeda, S. Ishii, and M. Koyama. Virtual adversarial training: a regularization method for supervised and semi-supervised learning. *IEEE transactions on pattern analysis and machine intelligence*, 2018.
- [19] R. M. Neal. *Bayesian learning for neural networks*, volume 118. Springer Science & Business Media, 2012.
- [20] K. Nigam and R. Ghani. Analyzing the effectiveness and applicability of co-training. In *Proceedings of the ninth international conference on Information and knowledge management*, pages 86–93. ACM, 2000.
- [21] S. Qiao, W. Shen, Z. Zhang, B. Wang, and A. Yuille. Deep co-training for semi-supervised image recognition. In *Proceedings of the European Conference on Computer Vision (ECCV)*, pages 135–152, 2018.
- [22] A. Rasmus, M. Berglund, M. Honkela, H. Valpola, and T. Raiko. Semi-supervised learning with ladder networks. In *Advances in Neural Information Processing Systems*, pages 3546–3554, 2015.
- [23] M. Sajjadi, M. Javanmardi, and T. Tasdizen. Regularization with stochastic transformations and perturbations for deep semi-supervised learning. In *Advances in Neural Information Processing Systems*, pages 1163–1171, 2016.
- [24] T. Salimans, I. Goodfellow, W. Zaremba, V. Cheung, A. Radford, and X. Chen. Improved techniques for training gans. In *Advances in Neural Information Processing Systems*, pages 2234–2242, 2016.
- [25] B. Settles. Active learning literature survey. Technical report, University of Wisconsin-Madison Department of Computer Sciences, 2009.
- [26] J. T. Springenberg, A. Klein, S. Falkner, and F. Hutter. Bayesian optimization with robust bayesian neural networks. In *Advances in Neural Information Processing Systems*, pages 4134–4142, 2016.
- [27] A. Tarvainen and H. Valpola. Mean teachers are better role models: Weight-averaged consistency targets improve semi-supervised deep learning results. In *Advances in neural information processing systems*, pages 1195–1204, 2017.
- [28] M. T. L. I. A. A. Tommaso Furlanello, Zachary C. Lipton. Born again neural networks. In *International Conference on Machine Learning ICML 2018*. ICML, 2018.
- [29] T. M. H. Ying Zhang, Tao Xiang and H. Lu. Deep mutual learning. In *Computer Vision and Pattern Recognition CVPR 2018*. CVF, 2018.
- [30] X. Zhu. Semi-supervised learning literature survey. *Computer Science, University of Wisconsin-Madison*, 2(3):4, 2006.