

# Trends in Demand, Growth, and Breadth in Scientific Computing Training Delivered by a High-Performance Computing Center

Ramses van Zon

Marcelo Ponce

Erik Spence

Daniel Gruner

[rzon@scinet.utoronto.ca](mailto:rzon@scinet.utoronto.ca)

[mponce@scinet.utoronto.ca](mailto:mponce@scinet.utoronto.ca)

[ejspence@scinet.utoronto.ca](mailto:ejspence@scinet.utoronto.ca)

[dgruner@scinet.utoronto.ca](mailto:dgruner@scinet.utoronto.ca)

SciNet HPC Consortium, University of Toronto

Toronto, Ontario, Canada

## ABSTRACT

We analyze the changes in the training and educational efforts of the SciNet HPC Consortium, a Canadian academic High Performance Computing center, in the areas of Scientific Computing and High-Performance Computing, over the last six years. Initially, SciNet offered isolated training events on how to use HPC systems and write parallel code, but the training program now consists of a broad range of workshops and courses that users can take toward certificates in scientific computing, data science, or high-performance computing. Using data on enrollment, attendance, and certificate numbers from SciNet's education website, used by almost 1800 users so far, we extract trends on the growth, demand, and breadth of SciNet's training program. Among the results are a steady overall growth, a sharp and steady increase in the demand for data science training, and a wider participation of 'non-traditional' computing disciplines, which has motivated an increasingly broad spectrum of training offerings. Of interest is also that many of the training initiatives have evolved into courses that can be taken as part of the graduate curriculum at the University of Toronto.

## CCS CONCEPTS

• **Social and professional topics** → **Computing education; Model curricula; Student assessment; Computational thinking; Computing education programs; Accreditation;**

## KEYWORDS

Scientific Computing, Training and Education, Graduate Courses, Certificates, Curricula

## 1 MOTIVATION

Not that long ago, many larger scientific computations for academic research were performed on clusters built by researchers using commodity components strung together by a commodity network, i.e. Beowulf clusters. The research groups building these clusters were also the ones using it. The knowledge of how to build, program and use these systems were transmitted from one graduate student to the next, with perhaps the briefest of instructions posted on a website. Every system was a bit different, which did not matter too much, as the knowledge to use the system was already in-house, and the systems were maintained by a member of the research group that happened to have affinity with the technology.

This era of self-built clusters was driven by the need for more computational resources and faster computations than a single workstation could provide, which is reflected in the name of the field, High Performance Computing (HPC). It was made possible by the availability of relatively cheap commodity hardware and technical knowledge in the research groups. This practice of self-built, maintained, and documented systems often took place in traditionally highly technical areas such as engineering and the physical sciences (physics, astronomy, chemistry).

However, the demand for computational resources in academic research has not stopped increasing, and is not exclusive to the physical sciences. Part of this demand is now driven by the increase of data availability in many disciplines and industries: bioinformatics, health sciences, social science, digital humanities, commerce, astronomy, high energy physics, etc.

With the increased demand for scientific computational resources build-your-own clusters were no longer sufficient. A select few researchers in some countries had access to large national systems, but most researchers did not. To solve this issue, many researchers started using shared clusters, first within their department, then their own university or HPC consortia in which several universities collaborated, and finally nationally and cross-nationally available shared computing resources (XSEDE [17], Compute Canada [4], PRACE [11]). But this brought about a second issue, that the knowledge on how to use these systems no longer resided within the research groups. This especially put 'non-traditional' fields at a

Permission to make digital or hard copies of all or part of this work for personal or classroom use is granted without fee provided that copies are not made or distributed for profit or commercial advantage and that copies bear this notice and the full citation on the first page. To copy otherwise, or republish, to post on servers or to redistribute to lists, requires prior specific permission and/or a fee. Copyright ©JOCSE, a supported publication of the Shodor Education Foundation Inc.

disadvantage: while they now had access to great computational resources, they lacked the institutional knowledge required to use these as effectively as possible and missed the opportunity to develop this knowledge within their own research groups.

This computational knowledge gap is the motivation for training provided by experts that are situated at the centres that provide the HPC resources. Larger computing centres [2, 5, 8, 15] have usually engaged in these kinds of training events. But such endeavours do not automatically tie in with universities' educational systems. This implies that participants of such training events do not get formal recognition of the skills and knowledge they learned, unless an explicit mechanism for this is put in place, such as badges and certificates.

This paper focuses on SciNet's training efforts. SciNet is the HPC centre at the University of Toronto. It hosts some of the largest academic supercomputers in Canada. Since SciNet's operations started in 2009 [7], courses have been taught on scientific technical computing, high performance computing, and data analysis for the Toronto-area research community.

As will be detailed below, what started as small-scale training sessions on parallel programming has grown into a large, successful program consisting of seminars, workshops, courses, and summer schools, delivered by computational science experts. Graduate courses are given in partnership with other departments, and all events are part of a program in which participants work towards certificates in scientific computing, high-performance computing, or data science. In this paper, we use the (anonymized) enrollment data of SciNet's online learning system, which includes attendance records for almost 1800 students over the last seven years, augmented by information on field of study and gender, to get a picture of the growth in amount and depth of training in general scientific computing, as well as trends in training in data science and high performance computing<sup>1</sup>.

## 2 TRAINING FORMATS

The training at SciNet takes place in various different formats. These will be briefly describe here, including their intended usage and their advantages and disadvantages.

Common to all training events is a substantial on-line presence which supports the learning and administration of the program. SciNet's training and education site<sup>2</sup> contains lecture videos, slides, links, forums and other electronic material, freely publicly available and organized by course [14].

On the site, users of the SciNet facilities can log in with their SciNet account, while students that are not users must be assigned a temporary account. Logging in is not required to access the content, but is required to enroll in courses, to take tests, to submit assignments (for the graduate-style courses), and to track progress towards earning certificates.

All of SciNet's training is free for anyone working in academia.

### 2.1 Seminars

Seminars are short, one-hour sessions. Sometimes they are about a technical topic, sometimes they are a research presentation. The format of seminars may not be ideal for knowledge transfer and training, but it is a good way learn about something new. Furthermore, many of these seminars happen at the monthly SciNet User Group ("SNUG") meetings, which are an opportunity for SciNet users to come together and exchange experiences.

### 2.2 Workshops

Workshops are usually half a day to one day long, and focus on a very specific topic. Examples of topics are "Parallel I/O", "Relational Database Basics", "Intro to the Linux Shell", "Intro to HPC", and "Intro to Neural Networks". Such workshops are given a few times throughout the year, and typically have a hands-on component.

The annual summer school (further described below) consists of a carefully selected collection of these kinds of workshops.

SciNet also provides occasional workshops for other organizations, such as the Fields Institute, Creative Destruction Lab, and the Chemical BioPhysics symposium in Toronto.

### 2.3 Graduate-style courses

The graduate-style courses share a common approach which is focussed on the practical application of presented materials. These courses typically have two lectures per week of one hour each. In addition, each week, students are given a programming assignment, with a due date one week after, and feedback is given to the students in the following week. These assignments are designed to help absorb the course material. The average of the assignments also make up the final grade. To further support the students' learning, there are office hours, online forums, and instructor email support.

Initially, these courses ran for four weeks at a time, a format that coincided with the "mini" or "modular" courses given by the Physics Department and the Astrophysics and Astronomy Department of the University of Toronto. Topics for these mini-courses included "Scientific Software Development and Design", "Numerical Tools for Physical Scientists", "High Performance Scientific Computing", "Introduction to Programming with Python", "Numerical Computing with Python", "Advanced Parallel Scientific Computing", "Introduction to Machine Learning", and "Introduction to Neural Networks".

Some of these graduate-style mini-courses have grown into full-fledged, term-long graduate courses. The process of creating these recognized graduate courses is described in more detail in section 3.2 below.

### 2.4 Summer schools

The annual one-week long summer school is a flagship training event for graduate students, undergraduate students, postdocs and researchers who are engaged in compute intensive research. SciNet's first summer school was given in 2009 and was called a "Parallel Scientific Computing" workshop. As the program in table 1 shows, it was heavily focussed on HPC, parallel programming, and applications in astrophysics.

These days, SciNet's summer school is part of the Compute Ontario Summer School on Scientific and High Performance Computing. Held geographically in the west, centre and east of the

<sup>1</sup>The curated and anonymized data can be requested from the authors for academic research purposes.

<sup>2</sup>[courses.scinet.utoronto.ca](https://courses.scinet.utoronto.ca)

<i>First day</i>
Welcome and Introduction to Parallel Scientific Computing Introduction to OpenMP with brief C tutorial
<i>Second day</i>
Introduction to OpenMP, continued Introduction to MPI
<i>Third day</i>
Map Making Compressible Hydrodynamics
<i>Fourth day</i>
OpenMP N-Body MPI N-Body
<i>Fifth day</i>
CUDA N-Body C-Blocks and Erlang Advanced Topics: Additional Resources, Performance tools and exotic architectures

**Table 1: SciNet’s first summer school in 2009 focussed on Parallel Scientific Computing and placed emphasis on scientific applications such as in astrophysics.**

province of Ontario, the summer school provides attendees with the opportunity to learn and share knowledge and experience in high performance and technical computing on modern HPC platforms. The central edition is the continuation of the SciNet summer school. Not only is the school organized in a wider context, its program has expanded as well. As table 2 shows, in 2018 there were three streams in the Toronto edition, and a wide variety of topics, from shell programming to data science, machine learning and neural networks, biomedical computing, and, still, parallel programming.

This type of event not only benefits the students and participants of the summer school, but also enables collaborations between departments and consortia, as part of the training was delivered in partnership with colleagues from SHARCNET [16] and the Centre for Addiction and Mental Health [3].

SciNet participates also in the International HPC Summer School [6], sending a few instructors and 10 students to this competitive one-week program every year.

## 2.5 Guest Instructors

In the capacity of “guest instructors”, SciNet also delivers a 7-week module in an undergraduate “Research Projects Course” from the Department of Physics at the University of Toronto. Topics include an introduction to High Performance and Advanced Research Computing, Data Science, and Scientific Visualization.

SciNet also occasionally provides guest lectures in other courses.

# 3 CERTIFICATES AND CREDITS

## 3.1 Certificate Programs

Since December 2012, SciNet has offered recognition to attendees of its training events in the form of SciNet Certificates [13]. Requirements for these certificates are based on the number of credit-hours of SciNet courses a student has successfully completed. For a

short course (typically a day long or shorter, without homework), a lecture hour counts as one credit hour; for a long course with homework due between sessions, a lecture hour counts as 1.5 credit hours.

There are currently three certificate programs, with the following descriptions:

**Certificate in Scientific Computing:** Scientific computing is now an integral part of the scientific endeavour. It is an interdisciplinary field that combines computer science, software development, physical sciences and numerical mathematics. This certificate indicates that the holder has successfully completed at least 36 credit-hours worth of SciNet courses in general scientific computing topics.

**Certificate in High Performance Computing:** High Performance Computing, or supercomputing, is using the largest available computers to tackle big problems that would otherwise be intractable. Such computational power is needed in a wide range of fields, from bioinformatics to astronomy, and big data analytics. Since the largest available computers have a parallel architecture, using and programming high performance computing applications requires a specialized skill set. Those earning this certificate have completed at least 36 credit-hours of SciNet courses in high performance computing topics.

**Certificate in Data Science:** The SciNet Certificate in Data Science attests that the holder has successfully taken at least 36 credit-hours of data science-related SciNet courses. The latest certificate launched, it is indeed one of the fastest growing in popularity, clearly displaying the growing interest in data-science-related computational fields, such as artificial intelligence and deep learning.

## 3.2 For-Credit Graduate Courses

By partnering with different institutions at the University of Toronto, many SciNet courses have been consolidated into recognized graduate courses that students enrolled in Masters and Doctorate programs can take as part of their graduate curriculum. So far, SciNet has started three graduate courses recognized at the University of Toronto: PHY1610 “Scientific Computing for Physicists” in partnership with the Department of Physics, MSC1090 “Introduction to Computational Biostatistics with R” in partnership with the Institute of Medical Science, and EES1137 “Quantitative Applications for Data Analysis” in partnership with the Department of Physical and Environmental Sciences at the University of Toronto at Scarborough. These courses are in principle open to students of other departments as well, and indeed attract students from Physics, Chemistry, Astrophysics, Ecology and Evolutionary Biology, Engineering, Computer Science, and others.

Some of the shorter graduate-style courses are still taught as well, and are recognized by a subset of the departments at the university as “mini” or “modular” courses.

In fact, the physics graduate course started out as a collection of three such modular courses, on “Scientific Software Development and Design”, “Numerical Tools for Physical Scientists”, and “High Performance Scientific Computing”, respectively. These three modules were recognized by the Physics, Astrophysics, and Chemistry Departments, and were subsequently merged into a single, one-term course with a Physics designation. This meant the course

HPC Stream	Data Science Stream	BioInformatics/Medical Stream
<i>First day</i>		
Welcome and Introduction to HPC and SciNet		
Programming Clusters with MPI	Introduction to Linux Shell	Python for MRI Analysis
<i>Second day</i>		
Programming Clusters with MPI (cont.)	Introduction to R Introduction to Python	Image Analysis at Scale HCP with HPC: Surface Based Neuroimaging Analysis
<i>Third day</i>		
Programming GPUs with CUDA	Parallel Python Machine Learning with Python	PLINK Next Generation Sequencing
<i>Fourth day</i>		
Programming GPUs with CUDA (cont.)	Neural Networks with Python Scientific Visualization Suites	RNASeq Analysis R for MRI Analysis
<i>Fifth day</i>		
Shared Memory Parallel Programming with OpenMP	Debugging, Profiling Bring-Your-Own-Code Lab	Public Datasets for Neuroscience Biomedical Hacking

**Table 2: SciNet’s latest (and largest) summer school, held in June 2018. This summer school had three parallel streams: the traditional High-Performance Computing, one on Data Science and a stream on BioInformatics/Medical applications, which was added in 2017. Details of the courses covered in the school can be found in the Summer School website [12].**

was now listed in the graduate curriculum and drew a larger audience. Similar tracks were followed to establish the other full-term graduate courses, but under different partner departments.

To avoid a growing teaching burden, teaching assistant support is provided by the partner department. The course instructors are still SciNet analysts, now hired as sessional lecturers for the purpose of these courses.

These for-credit courses follow the same format as our other graduate-style courses, with assignment-based learning and evaluation, with on-line support in terms of forums, email, and availability of materials including lecture recordings. There is no final exam for these courses, although for some courses a mid-term exam is set.

It should be noted that designing a course in scientific computing for students in a non-traditional field such as medicine and biology poses its own unique problems, which are discussed in more detail elsewhere [9].

#### 4 ENROLLMENT DATA

The start of the certificate program in 2012 required a more comprehensive online registration and learning management system than SciNet’s previous Drupal-based site could provide. The replacement system is based on ATutor [1], an open-source web-based learning management system. This system was augmented with a few in-house-developed modules for event management, certificate programs, and integration with the LDAP authentication server used for SciNet’s computing resources. In addition to the LDAP authentication for users with computing accounts, there are temporary accounts, which are authenticated separately through a local database.

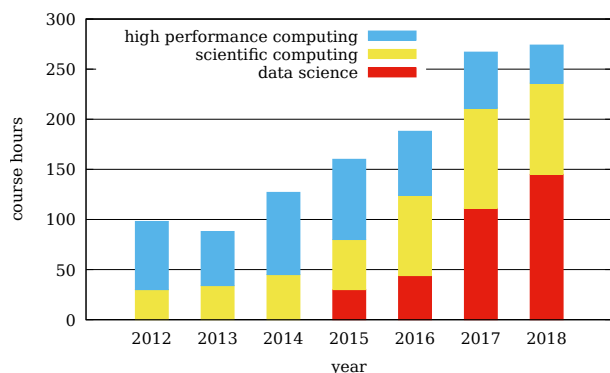
The site keeps track of all courses in which users are enrolled, and which of those courses have been completed. Every course is also categorized. For clarity, in this paper, a restricted set of four categories is used: “High Performance Computing”, “Scientific Computing”, “Data Science” and “Seminar”.

Each course consists of a set of ‘events’, e.g. lectures, meetings, or workshops, which in total determine the length of the course and when it was given. Attendance of events by people without an account on the site is allowed, and is tracked by entering the number of ‘anonymous attendees’ for each event. The system also records whether users have earned a certificate in Scientific Computing, High Performance Computing or Data Science, and the date when they obtained it.

Unfortunately, the system was not setup to gather all the information needed to, for instance, investigate the distribution of training demand over different genders and different fields. To be able to investigate this, it was necessary to assign genders and fields to users of the site. For anonymous attendees, this assignment is impossible, but for the users with accounts on the system, these attributes were reconstructed as well as possible given the information that was in the system.

The gender assignment for accounts whose gender was not known was performed by checking first names against an online database that returns the most likely gender (<https://genderize.io>). In the end, the data set of 1776 users was determined to contain 1047 males and 567 females, leaving 162 unknown.

The assignment of fields of study was done in a variety of ways. For users with accounts on computing resources, the research group is known and for most groups their field of study is known. Temporary users were often asked for a description of what they do, from which the research field could be deduced. For the graduate courses, the field of the user’s ‘host’ department was used. Sometimes the email address of a user revealed his or her field. The assignment of the field of study was the most laborious part of the data analysis, only made possible by using a restricted set of categories of fields of study: ‘engineering’, ‘physics’, ‘chemistry’, ‘earth science’, ‘computer science’, ‘mathematics’, ‘medicine’, ‘biology’, ‘economics’, ‘humanities’ and ‘social science’. In the end, 1577 of the 1776 user accounts on the site could be assigned a field of study.



**Figure 1: Growth in total course hours delivered by SciNet. The shaded regions in each bar show the course hours in the topics scientific computing, high performance computing, and data science.**

The data covers the period from 2012 to July 2018. Thus, the statistics for 2018 do not constitute a full year. Furthermore, the 2012 data was imported from the older courses website, with attendance numbers added by hand. Virtually all attendees in 2012 were therefore recorded as anonymous attendees, for which neither gender or field of study is known.

While these assignments of gender and field of study used some of the user’s personal attributes in the system, once the assignment was done the personal information was no longer needed. The subsequent analysis of trends was performed having removed names, emails, institutions, supervisor information, and any other identifying information, using only anonymous data.

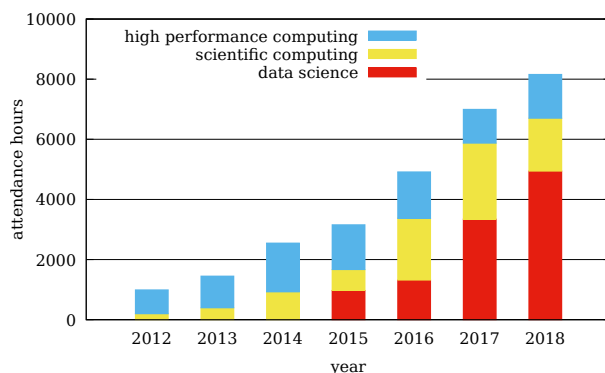
## 5 RESULTS

Before presenting the results, two central notions must be introduced: the first is a course hour, which is an hour in which an event was held, be it a lecture, seminar, presentation, meeting, or some other type of event. The number of course hours is a measure of the teaching effort. The second notion is that of an attendance hour, which is one person attending one hour of training. For example, if a training event of two hours has ten attendees, that training event counts as twenty attendance hours. Attendance hours are a measure of the effect of the teaching and to some extent an indicator of the demand for that training.

### 5.1 Overall Growth and Distribution by Topic

Figure 1 shows the overall growth of the number of hours of training events delivered by SciNet over the years. One sees a general increasing trend from about 100 course hours in 2012 to over 250 course hours in 2018. One can also see a levelling off of this trend in the last two years. This can be attributed mostly to limits in available human resources.

The same figure also shows how many of these training hours were devoted to the three main categories of topics that are taught: data science, high performance computing, and scientific computing. It may seem that no data science was taught before 2015, but



**Figure 2: Break-down of the attendance for the years 2012-2018 by the three high-level categories of SciNet courses: scientific computing, high performance computing, and data science.**

actually the distinction between data science and scientific computing was not yet made at that time. One sees a strong surge of data science training, which now comprises more than 50% of SciNet’s training effort.

Figure 2 shows the overall growth of the number of attendance hours over the years. Once more, one sees a general increasing trend from about 1000 attendance hours in 2012 to over 8000 in 2018. The latter number is an underestimate, as the attendance of our fall classes has not yet been counted. A rough estimate based on the enrollment numbers suggests that the final number of attendance hours in 2018 will be closer to 10,000. There is no sign of attendance levelling off, from which we may conclude that the demand for training continues to increase.

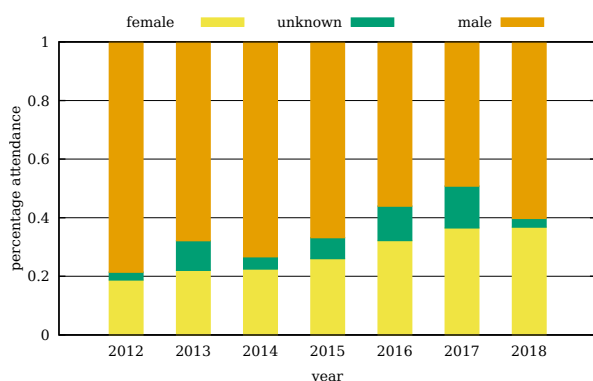
As in the previous figure, the breakdown by high-level category (data science, high performance computing, and scientific computing) is also shown. Overall, all topics see increasing attendance numbers, but data science is the fastest growing category,

### 5.2 Trends in Participation by Gender and Scientific Field

Whereas the previous section looked at what is taught, we are also interested in who is taking SciNet’s courses.

Of particular interest is the gender balance. Figure 3 shows the percentages of different genders. One must keep in mind that the gender was in many cases inferred rather than collected. Because of that, it was not possible to go beyond a basic binary division of genders. The data nonetheless shows a trend from very little female participation in 2012 to about 40% female participation in 2018.

The disciplines that require or use scientific computation are changing as well, and the training data supports this. Table 3 shows the relative participation of students subdivided into 11 groups corresponding to their field of study. The largest and second largest groups are highlighted in orange and yellow in the table. A very striking trend is apparent here. Whereas the majority of students previously came from engineering and physical sciences, in recent years students in life sciences (biology and medicine) have become



**Figure 3: Division of attendance hours in SciNet training by gender (based on an approximate gender determination – see text).**

the majority of participants in SciNet’s training. It is worth mentioning that in absolute numbers, the engineering and physical science fields have not decreased, but the life sciences have simply contributed more to the growth in demand for training.

One might expect that the increase in attendance in data science training is correlated with the increase in attendance from biology and medicine. Table 4 shows the division among scientific computing, data science and high performance computing for each of the fields of study in the previous table. This table confirms what one might already expect: the life sciences are more concerned with data science, while the physical sciences and engineering have a greater interest in scientific computing and high performance computing.

### 5.3 Summer School Statistics

The annual summer school has been highly successful and has been growing in number of sessions (compare table 1 and table 2) and in

	2013	2014	2015	2016	2017	2018
engineering	34%	14%	15%	20%	12%	17%
physics	29%	36%	30%	24%	18%	12%
earth science	10%	8.1%	8.8%	6.0%	3.4%	2.3%
chemistry	6.7%	16%	2.7%	4.4%	3.4%	4.4%
computer science	1.2%	1.4%	0.3%	1.6%	1.7%	0.8%
mathematics	0%	0%	0%	2.1%	0.8%	2.5%
medicine	10%	17%	20%	25%	35%	40%
biology	8.0%	4.8%	22%	16%	24%	18%
economics	0%	0.9%	0%	0.4%	0.4%	2.2%
social science	0%	0%	0%	0%	0.2%	0.2%
humanities	0%	0.1%	0%	0%	0%	0%

**Table 3: Relative percentage of the attendance in SciNet training by researchers from different fields, separated by year. The two fields with most participation in a given year are highlighted. There was not enough statistics to be able to include 2012 in this table.**

	data science	HPC	scientific computing
engineering	20%	46%	34%
physics	15%	34%	51%
earth science	18%	41%	41%
chemistry	25%	41%	34%
computer science	12%	72%	16%
mathematics	21%	49%	30%
medicine	65%	17%	18%
biology	58%	16%	26%
economics	26%	56%	18%

**Table 4: Relative percentage of participation in training in scientific computing (SC), data science (DS) and high performance computing (HPC) for different fields of study. There were too few data points for sensible results for social science and humanities.**

attendance. From 2012 to 2018, the attendance has grown from 35 people to 215.

After completing at least 3 days of the summer school, participants in the summer school receive a certificate of attendance. These are special summer school certificates that are separate from the SciNet certificates. In 2012, 20 certificates were awarded, but by 2018, this number was 135. This growth is partly due to the inclusion of a data science stream and a biomedical stream.

The school is offered for free, but without support for travel, lodging or meals. It is therefore not surprising that most participants are from the Toronto area, although there are always some who travel to attend the event. In 2018, there was a sizable number of attendants from outside Toronto (60), from outside of Ontario (15) and even from outside Canada (5).

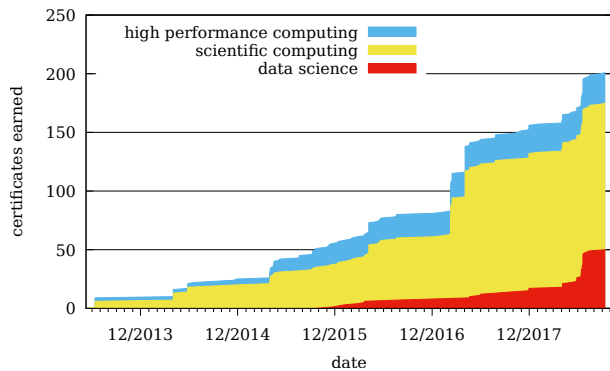
This event is in high demand: in 2018, within one day of opening the registration, there were over 100 registrations, and just one week later, the 200 registration mark was crossed. In the end, 304 people signed up. The fact that there is no charge for this event means that not everyone attends; attendance rates of 70% are typical. This helped the people on the waiting list, most of whom could be accommodated in the end.

### 5.4 SciNet Certificates Statistics

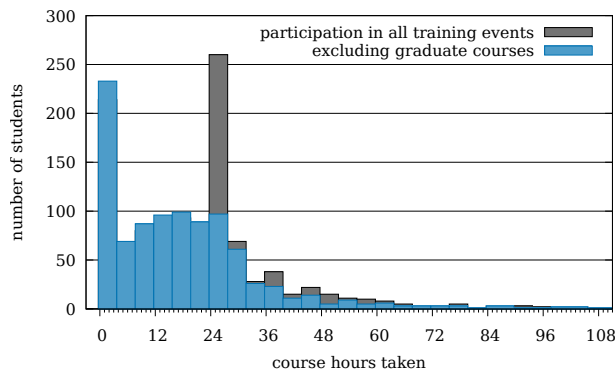
As was mentioned above, SciNet issues certificates in scientific computing, data science, and high performance computing to students who have taken at least 36 hours of courses in the respective category. As figure 4 shows, over 200 certificates have been issued so far. The data science certificate still has the lowest number (it was only started in 2015), but is the fastest growing category. The graph shows a stagnation in the number of high performance computing certificates. It is possible that this is due to a shift in demand from HPC to data science, but it could also be related to the decrease in the number of HPC courses that are on offer; as figure 1 shows, the number of HPC training hours has decreased in the last two years.

### 5.5 Retention

The statistics of the number of certificates give an indication of the retention of students taking SciNet courses, as one course is



**Figure 4: Certificates earned in the last six years (cumulative) in each of the categories scientific computing, data science and high performance computing.**



**Figure 5: Histogram of the number of course hours taken by students. The bin width is 4 hours. Gray bars include all training activities, while blue bars exclude for-credit courses.**

not enough to earn a certificate. We can get more insight into the retention rates by considering the number of course-hours taken by individuals. Figure 5 shows the number of students that spent a given number of hours in SciNet training, counted in bins of 4 hours wide (i.e., the first bin counts students that spent between 1 and 3 hours in SciNet courses, the second counts students that took between 4 and 7 hours, etc.). It also shows those same statistics when the graduate courses are taken out.

A few things can be observed. One is that a substantial number of attendees (about 230/1800) come to only one to three hours of training. Since there are very few individual training events with a duration of more than three hours, the remaining attendees are returning students. The second observation is that there is a large peak at 24 hours of attendance. This peak disappears when the graduate courses are taken out, which makes sense as all our graduate courses have 24 hours of lectures. What then remains is a broad distribution, centered around 16 hours. There is also a noticeably long tail, which shows that a number of students attend a lot of training.

## 6 DISCUSSION

In this paper, we have shown the growth and demand-driven change in focus of SciNet’s training program, from the year 2012 to 2018. In the analysis of the enrollment data, we had to infer gender and field of study (we are exploring ways of implementing ways for users to self-identified their gender and field of study). The data shows a large increase in life science participation as well as in female participation. There has been an overall growth trend both in the amount of training offered and in the attendance. In particular, training in the field of data science has shown remarkable growth. The tremendous increase in participation shows the large demand for this kind of training.

One might wonder whether or not this kind of training should be part of the graduate curriculum [10], or whether perhaps it should be provided by the Computer Science department. While parallel computing and concurrency are active lines of research in computer science, users are often interested in practical techniques and desire training in efficient ways to enable larger scientific computations. Other departments might want to teach courses on data science and scientific computation, but may not have the required knowledge. Computing centers usually have the required expertise, and can provide much of the necessary training, but may not be in a position to give or create for-credit university courses. At least in the case of SciNet, through partnering with other departments, several graduate courses in Scientific Computing have been developed.

Overall, this has been a successful program which continues to grow.

## ACKNOWLEDGEMENTS

SciNet is funded by the Canada Foundation for Innovation, the Government of Ontario, and the University of Toronto.

## REFERENCES

- [1] ATutor. 2018. ATutor Learning Management System. <https://atutor.github.io>. (2018). Accessed: 2018-09-24.
- [2] Barcelona Supercomputing Center. 2018. BSC-CNS Education. <https://www.bsc.es/education>. (2018). Accessed: 2018-09-28.
- [3] CAMH. 2018. The Centre for Addiction and Mental Health | CAMH. <http://www.camh.ca/>. (2018). Accessed: 2018-09-28.
- [4] Compute Canada. 2018. Compute Canada | Calcul Canada. <https://www.computeCanada.ca/>. (2018). Accessed: 2018-09-28.
- [5] EPCC. 2018. EPCC Education & Training. <https://www.epcc.ed.ac.uk/education-training>. (2018). Accessed: 2018-09-28.
- [6] IHPCCS. 2018. International High Performance Supercomputing Summerschool. <https://www.ihpccs.org/>. (2018). Accessed: 2018-09-28.
- [7] Chris Loken, Daniel Gruner, Leslie Groer, Richard Peltier, Neil Bunn, Michael Craig, Teresa Henriques, Jillian Dempsey, Ching-Hsing Yu, Joseph Chen, L Jonathan Dursi, Jason Chong, Scott Northrup, Jaime Pinto, Neil Knecht, and Ramses Van Zon. 2010. SciNet: Lessons Learned from Building a Power-efficient Top-20 System and Data Centre. *Journal of Physics: Conference Series* 256, 1 (2010), 012026. <http://stacks.iop.org/1742-6596/256/i=1/a=012026>
- [8] Pittsburgh Supercomputer Center. 2018. PSC Training & Education. <https://www.psc.edu/training-education>. (2018). Accessed: 2018-09-28.
- [9] Marcelo Ponce, Erik Spence, Daniel Gruner, and Ramses van Zon. 2018. Bridging the Educational Gap between Emerging and Established Scientific Computing Disciplines. *JoCSE, in press* (2018).
- [10] Marcelo Ponce, Erik Spence, Daniel Gruner, and Ramses van Zon. 2018. Scientific Computing, High-Performance Computing and Data Science in Higher Education. *JoCSE, in press* (2018).
- [11] PRACE. 2018. Partnership for Advanced Computing in Europe. <https://www.prace-ri.eu/prace-in-a-few-words/>. (2018). Accessed: 2018-09-28.
- [12] SciNet HPC Consortium. 2018. CO Summer School Central. <https://courses.scinet.utoronto.ca/368>. (2018). Accessed: 2018-09-28.
- [13] SciNet HPC Consortium. 2018. SciNet’s Certificate Program. <https://www.scinethpc.ca/scinet-certificate-program/>. (2018). Accessed: 2018-07-01.

- [14] SciNet HPC Consortium. 2018. SciNet's Education website. <https://courses.scinet.utoronto.ca>. (2018). Accessed: 2018-07-01.
- [15] SciNet HPC Consortium. 2018. SciNet's Training, Outreach and Education. <http://www.scinethpc.ca/training-outreach-and-education>. (2018). Accessed: 2018-07-01.
- [16] SHARCNET. 2018. SHARCNET website. <https://www.sharcnet.ca/>. (2018). Accessed: 2018-09-28.
- [17] XSEDE. 2018. XSEDE website. <https://www.xsede.org/for-users/getting-started>. (2018). Accessed: 2018-09-28.