

Synergy as a warning sign of transitions: the case of the two-dimensional Ising model

D. Marinazzo¹, L. Angelini^{2,3}, M. Pellicoro², S. Stramaglia^{2,3}

¹ *Department of Data Analysis,
Ghent University, 2 Henri Dunantlaan,
9000 Ghent, Belgium*

² *Dipartimento Interateneo di Fisica,
Università degli Studi Aldo Moro,
Bari and INFN, Sezione di Bari,
via Orabona 4, 70126 Bari, Italy
and*

³ *Center of Innovative Technologies for Signal Detection and Processing (TIRES),
Università degli Studi Aldo Moro, Bari,
via Orabona 4, 70126 Bari, Italy*

(Dated: January 17, 2019)

Abstract

We consider the formalism of information decomposition of target effects from multi-source interactions, i.e. the problem of defining unique, redundant (or shared), and synergistic (or complementary) components of the information that a set of source variables provides about a target, and apply it to the two-dimensional Ising model as a paradigm of a critically transitioning system. We show that the physical quantity that reveals an upcoming transition is the synergy, which peaks in the disordered phase, while the redundancy reaches its maximum at the critical temperature. With respect to previous literature, we show that such reliable marker of an impending dynamical change, the synergy, can be identified considering as few as three variables, and that lagged correlations are not necessary to this scope. Our results provide a conceptual background for the investigation of a variety of systems prone to crisis, like financial markets, social media, or epileptic seizures.

PACS numbers:

High dimensional physical, biological or social systems are formed by a large number of interacting components, and their macroscopic evolution is the product of intertwined mechanisms at the lower scale. These systems are typically characterized by stochastic disordered dynamics, and sudden transitions between different regimes. In this framework it is of crucial importance to develop methods that are able to identify precursors, i.e. warning signals, to forecast the transition before it takes place, notably in processes such as financial market crisis, polarization of news, or epileptic seizures. Since the mechanisms underlying the rapid rearrangement of the dynamics, connected with the transition, may be different in different systems in the microscopic details but similar at the systemic level, it is important to find and assess new paradigms which can act as a conceptual background for a variety of systems prone to crisis. Using the temperature decrease of a spin system as a model, a precursor marker of a dynamical transitions from disorder to order has been proposed [1]: the global transfer entropy (GTE), rooted in the formalism of information dynamics. The transfer entropy (TE) is a quantity introduced in [2] and based on appropriate conditioning of transition probabilities, see [3] and references therein; it is able to effectively distinguish driving and responding elements, and to detect asymmetry. For each target variable, GTE is computed by measuring the information provided by all the other variables about the future of each target, and then averaging over all the possible targets. The pairwise TE, at fixed target, corresponds instead to the amount of information provided by each other variable, averaged over the driving variable. For a 2D lattice Ising model with Glauber dynamics, information flow, as quantified by GTE, attains a maximum strictly in the disordered (paramagnetic) phase and is thus able to predict an imminent transition. On the other hand, the pairwise TE and the mutual information peak at criticality; the gradients of all measures appear to diverge as the temperature tends to the critical value. As discussed in [4] GTE is a measure of collective information transfer, capturing both pairwise and higher-order (multivariate) correlations to a variable. As remarked in [1], its peak can be interpreted in terms of conflicting tendencies among these components as the disorder decreases, while tending to the phase transition point: pairwise correlations can be expected to become more prevalent than higher-order multivariate effects as the critical temperature is approached. It follows that disentangling explicitly the components of the collective information flow is needed to get a better description of the system in the proximity of the transition. GTE has also been shown to be a predictor of finite first order transitions,

like in the canonical Potts spin model [5]. These findings have supported the conjecture that generically for systems featuring order-disorder phase transitions, a key signature of an impending phase transition (approached from the disordered size), is a peak in GTE. Recently GTE has been used to predict crash events of stock markets in [6].

In order to calculate GTE from data (1) all the relevant variables of the system must be measured, and (2) one should have access to dynamical data (GTE evaluates dynamic dependencies based on lagged conditioned correlations). The question we address here is whether conditions (1) and (2) are either necessary or whether, more conveniently, a precursor of crisis can be built even measuring a limited number of variables and using static (mutual information-based) quantities. The key to answer this question resides indeed in the effort spent in recent years by many researchers to achieve a satisfactory formulation of the information decomposition of target effects from multi-source interactions, i.e. the problem of defining redundant (or shared), unique and synergistic (or complementary) components of the information that a set of source variables provides about a target, see [9] and references therein.

Applying this formalism to the two dimensional Ising model, we show here that the physical quantity that actually acts as a transition precursor is the synergy, meaning that a valuable marker could be found considering as few as three variables, and that lagged correlations are not necessary to this scope.

Let us consider the two dimensional Ising model, where spins on a regular lattice are characterized by the Hamiltonian

$$H = -\beta \sum_{\langle ij \rangle} s_i s_j, \quad (1)$$

β being the coupling and the sum being performed over nearest neighbor pairs of spins. This model shows a second order phase transition at $\beta_c \approx 0.4407$, in correspondence with long range correlations in the system [7]. The mutual information of a pair of nearest neighbor spins $I(s_i; s_j)$ has been calculated in [8] and peaks at criticality; it represents the static information about s_i contained in the stochastic variable s_j . Analogously we can consider the spin s_i as a target, and spins s_j and s_k as two drivers. The information on s_i contained in this pair of drivers is the mutual information $I(s_i; \{s_j s_k\})$. The desirable information

decomposition is:

$$\begin{aligned}
I(s_i; \{s_j s_k\}) &= U_{j \rightarrow i}^I + U_{k \rightarrow i}^I + R_{jk \rightarrow i}^I + S_{jk \rightarrow i}^I, \\
I(s_i; s_j) &= U_{j \rightarrow i}^I + R_{jk \rightarrow i}^I, \\
I(s_i; s_k) &= U_{k \rightarrow i}^I + R_{jk \rightarrow i}^I.
\end{aligned}$$

In the expansion above, the terms $U_{j \rightarrow i}^I$ and $U_{k \rightarrow i}^I$ quantify the components of the information about the target s_i which are unique to the sources s_j and s_k , respectively, thus reflecting contributions to the predictability of the target that can be obtained from one of the sources when it's treated as the only driver, and not from the other source. Each of these unique contributions sums up with the redundant information $R_{jk \rightarrow i}^I$ to yield the mutual information between one source and the target according to the classic Shannon information theory. Then, the term $S_{jk \rightarrow i}^I$ refers to the synergy between the two sources while they provide information about the target, intended as the information that is uniquely obtained taking the two sources s_j and s_k together, but not considering them alone. Since in the expansion four quantities are unknown and just three equations are at hand, the information decomposition in unique, redundant and synergistic parts is a missing piece in classical information theory. An additional ingredient to Shannon theory is needed to get a fourth defining equation for providing an unambiguous definition of $U_{j \rightarrow i}^I$, $U_{k \rightarrow i}^I$, $R_{jk \rightarrow i}^I$ and $S_{jk \rightarrow i}^I$. While several information decomposition definitions have been proposed arising from different conceptual definitions of redundancy and synergy [10–12], in the case of three variables several of these definitions coincide. The so-called minimum MI (MMI) PID [13] assumes that redundancy is given by the minimum of the information provided by each individual source to the target, and hence is independent of the correlation between sources; moreover synergy is the extra information contributed by the weaker source when the stronger source is known, and can either increase or decrease with correlation between sources. Another proposal is the maximum entropy-based redundancy measure of [14], which is defined as follows. Let us call $p(s_i, s_j, s_k)$ the joint probability distribution of the three spins, and consider the set of all the probability distributions $q(s_i, s_j, s_k)$ that preserve the bivariate marginals involving s_i , i.e. $q(s_i, s_j) = p(s_i, s_j)$ and $q(s_i, s_k) = p(s_i, s_k)$. It is then assumed that unique information and redundancy are invariant within this set, while synergy depends on the specific form of the trivariate joint distributions. Synergy is thus determined as the difference between

the mutual information for the original $p(s_i, s_j, s_k)$ and the minimum within the set of q distributions:

$$S_{jk \rightarrow i}^I = I(s_i; \{s_j s_k\}) - \text{MIN}_q I(s_i; \{s_j s_k\}). \quad (2)$$

As far as the 2D Ising model is considered, as in the present work, the minimum MI and the maximum entropy-based approach are equivalent and provide the same decomposition; the same happens for Gaussian variables [13].

The transfer entropy from the pair of spins s_j and s_k to the target s_i is defined as follows: $T_{jk \rightarrow i} = I(\tilde{s}_i; \{s_j s_k\} | s_i)$, where \tilde{s}_i is the future value of s_i obtained when the system is updated with Glauber dynamics, like in [1]. The pairwise transfer entropies are defined as $T_{j \rightarrow i} = I(\tilde{s}_i; s_j | s_i)$ and $T_{k \rightarrow i} = I(\tilde{s}_i; s_k | s_i)$, respectively. The information decomposition now reads:

$$\begin{aligned} T_{jk \rightarrow i} &= U_{j \rightarrow i}^T + U_{k \rightarrow i}^T + R_{jk \rightarrow i}^T + S_{jk \rightarrow i}^T, \\ T_{j \rightarrow i} &= U_{j \rightarrow i}^T + R_{jk \rightarrow i}^T, \\ T_{k \rightarrow i} &= U_{k \rightarrow i}^R + R_{jk \rightarrow i}^T. \end{aligned}$$

Also for the decomposition of the transfer entropy, the two prescriptions of [13] and [14] give the same results.

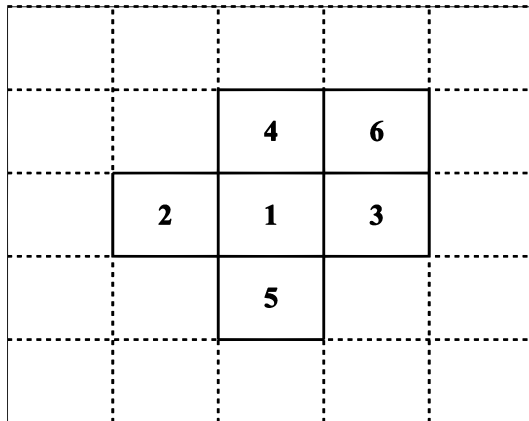


FIG. 1: The spatial arrangement of spins around spin s_1 , to which the following figures refer.

We simulated a kinetic Ising model of size $N = L \times L$ with $L = 512$ and periodic boundary conditions. Each update consisted of N (potential) spin-flips according to the

Glauber transition probabilities. Simulations were initially run for a relaxation time of 10^4 updates and statistics then collected over a further 10^5 updates. This procedure was performed for 1000 runs at each of 50 temperature points enclosing the phase transition. We will refer to the spin configuration depicted in figure (1), where 1 is the target and we take two of the neighboring spins as the drivers.

Let us start considering the drivers s_2 and s_3 , i.e. two opposite nearest neighbors to the target s_i . In this case the unique information terms are all vanishing, both for the static and the dynamic information decompositions. In figure (2) we depict the redundancy and the synergy as a function of the coupling β : while the redundancy peaks at criticality, the synergy of the two spins have a peak in the paramagnetic phase. In figure (3) the peaks of the static and dynamic synergies have been enlarged (the confidence interval is also shown but it is so narrow that it can be seen with much difficulty).

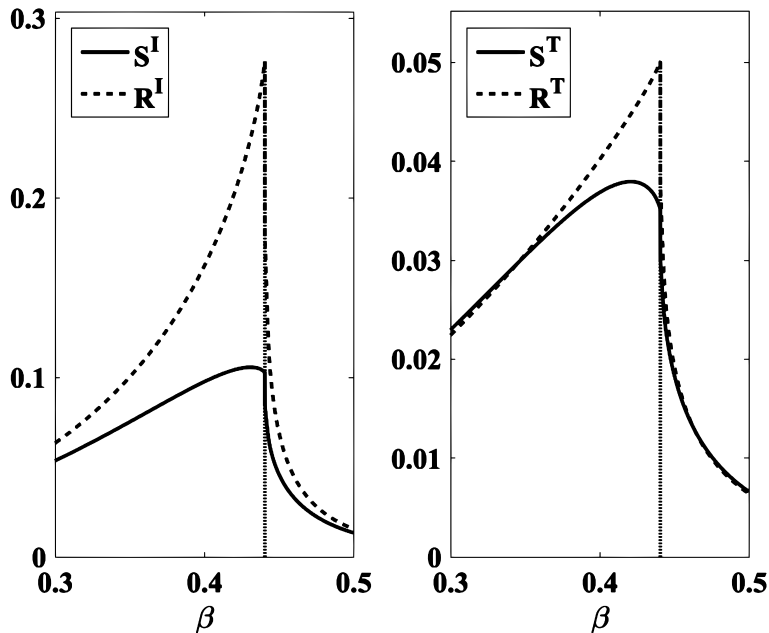


FIG. 2: (left) The static redundancy and synergy of spins s_2 and s_3 , as a function of the coupling β . (right) The dynamic redundancy and synergy of spins s_2 and s_3 , as a function of the coupling β .

It is also worth considering other pairs of driving spins that one can choose from set of nearest and next to nearest neighbors of the target: in figure (4) we depict the synergy, both static and dynamic, for four pairs. We observe that the pair of nearest neighbors s_3 and

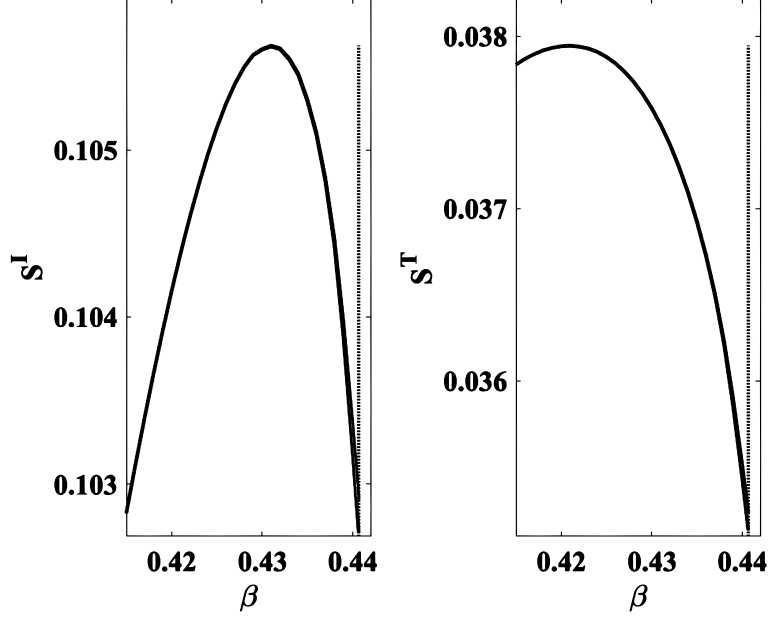


FIG. 3: (left) The peak of the static synergy in figure (2) is enlarged. The shaded area, corresponding to the 95% confidence interval, can be seen with difficulty. (right) The peak of the dynamic synergy in figure (2) is enlarged. The shaded area, corresponding to the 95% confidence interval, can be seen with difficulty.

s_4 is characterized by a similar behavior to the pair s_2 and s_3 , but the synergy is lower in this case. This means that the knowledge of two opposite spins provides more information, w.r.t. the future of the target, than two nearest neighbor driver spins forming a $\frac{\pi}{2}$ angle with the target. Intuitively, the reason for this can be ascribed to the fact that when two opposite spins are aligned it is more likely (less surprising) that the target is in the inner of a domain.

Considering a pair with one nearest neighbor and one next-to-nearest neighbor, 2-6 and 3-6 in figure (4), we note that the interaction of the two drivers diminishes w.r.t. the case of two nearest neighbors. Figure (4) shows that the value of β at which the synergy peaks approaches the critical value as the amount of synergy decreases; for the pair 3-6 no peak is observed. However, in these cases we observe an interesting phenomenon: the unique information from the nearest neighbor driver does not vanish, and peaks in the paramagnetic phase as shown in figure (5). As shown in [8] and [1], both the pairwise mutual information and the pairwise transfer entropy peak at criticality; however the unique

information, obtained subtracting the information redundant with a next-to-the nearest neighbor spin, is non-zero and peaks in the paramagnetic phase.

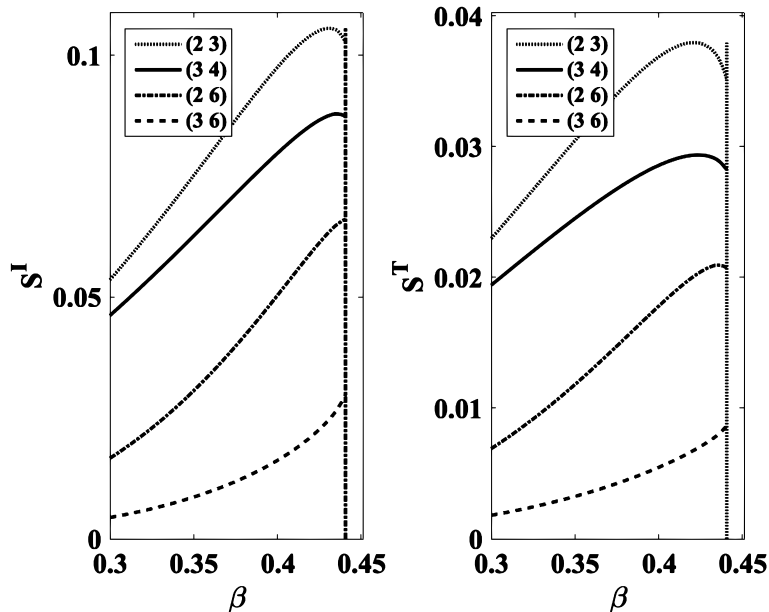


FIG. 4: (left) The static synergy of four pairs of driving spins (2-3, 3-4, 2-6, and 3-6) is depicted versus the coupling β . (right) The dynamic synergy of four pairs of driving spins (2-3, 3-4, 2-6, and 3-6) is depicted versus the coupling β .

Summarizing, we have shown that in the 2D Ising model three variables are sufficient to build reliable precursors of the transition, in the frame of the information decomposition in a redundant term and a synergistic one. The redundancy peaks at criticality, while the synergy has a peak in the disordered phase, both in the static and dynamic cases. These results provide an explanation of the fact, noted in [1], that using just one driving variables one gets quantities peaking at criticality: indeed there are no synergistic components when only one driver is considered.

Acknowledgments

The computational resources (Stevin Supercomputer Infrastructure) and services used in this work were provided by the VSC (Flemish Supercomputer Center), funded by Ghent

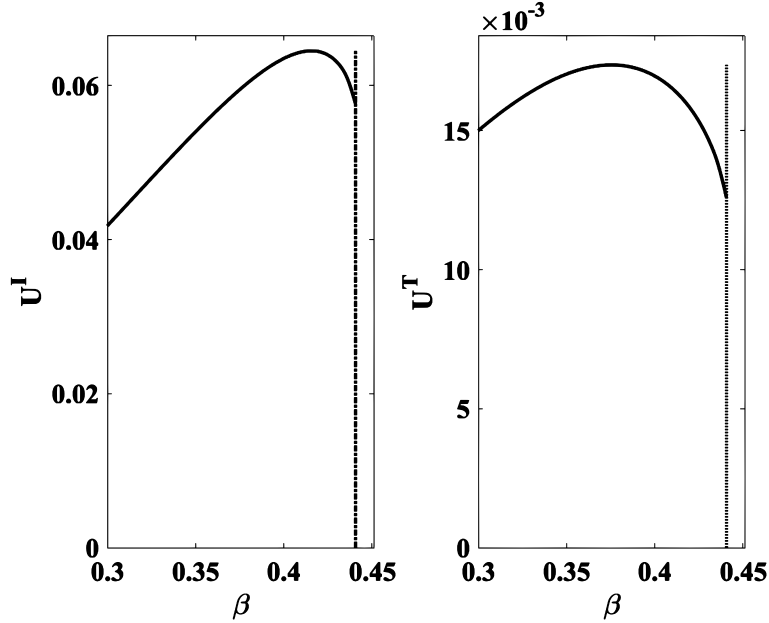


FIG. 5: The unique information of spin s_2 (or s_3) when it is paired with spin s_6 in the information decomposition, as a function of the coupling β . (left) Static case. (right) Dynamic case.

University, FWO and the Flemish Government department EWI.

-
- [1] L. Barnett, J.T. Lizier, and M. Harr, A.K. Seth, and T. Bossomaier, *Phys. Rev. Lett.* **111**, 177203 (2013).
 - [2] T. Schreiber, *Phys. Rev. Lett.* **85**, 461 (2000).
 - [3] T. Bossomaier, L. Barnett, M. Harr, J.T. Lizier, *An Introduction to Transfer Entropy*, Springer 2016.
 - [4] J. T. Lizier, M. Prokopenko, and A. Y. Zomaya, *Chaos* **20**, 037109 (2010).
 - [5] J. Brown, T. Bossomaier, and L. Barnett *Information Flow in First-Order Potts Model Phase Transition*, preprint arXiv:1810.09607
 - [6] T. Bossomaier, L. Barnett, A. Steen, M. Harr, S. d'Alessandro, and R. Duncan, *Accounting & Finance* **58** 45-58 (2018)
 - [7] R. Baxter, *Exactly Solved Models in Statistical Mechanics*, Academic Press, London, 1989
 - [8] H. Matsuda, K. Kudo, R. Nakamura, O. Yamakawa, and T. Murata, *Int. J. Theor. Phys.* **35** 839 (1996).

- [9] J.T. Lizier, N. Bertschinger, J. Jost, and M. Wibral, Entropy 2018, 20(4), 307 **20**, 207 (2018).
- [10] M. Harder, C. Salge, and D. Polani, Phys. Rev. E **87** 012130 (2013).
- [11] V. Griffith, E.K. Chong, R.G. James, C.J. Ellison, J.P. Crutchfield, Entropy **16** 1985 (2014).
- [12] R. Quax, O. Har-Shemesh, P.M.A. Sloot, Entropy **19** 85 (2017).
- [13] A.D. Barrett, Phys. Rev. E **91**, 052802 (2015).
- [14] N. Bertschinger, J. Rauh, E. Olbrich, J. Jost, N. Ay, Entropy **16** 2161 (2014).

0

0

0.3

