

A general mathematical analysis on multiple solutions of interfering resonances combinations

Yu Bai^{*} and Dian-Yong Chen^{†‡}

School of Physics, Southeast University, Nanjing 210094, China

(Dated: January 8, 2019)

Abstract

When fitting the cross sections with the coherent sum of several Breit-Wigner functions or interfering background and resonances, one can usually find multiple solutions of parameters with equally fitting quality. In the present work, we find the source of multisolutions for the combination of several resonances or the interfering background and resonances by analyzing mathematical structure of Breit-Wigner function, which is a circle in the complex plan. We find that there are 2^n equally fitting quality solutions for $n + 1$ interfering resonances and the multiplicity of the interfering background and resonances depends on zeros of the amplitudes in the complex plan. We provide a simple general method to derive all other solutions with equally fitting quality from the already obtained one.

PACS numbers: 13.25.GV, 13.75.Lb, 14.40.Pq

[†] Corresponding author

^{*}Electronic address: baiy@seu.edu.cn

[‡]Electronic address: chendy@seu.edu.cn

I. INTRODUCTION

To date, most of the low-lying hadron states have been well established, and the physicists begin to aim at the highly excited states. Comparing to the low-lying states, the mass gaps of highly excited hadrons are rather small, while the width of these states are much larger. There are moments that the widths of the involved states are comparable to the mass gaps, thus, the interferences between them could strongly change the Breit-Wigner distributions of the resonances. On the other hand, the resonances parameters fitted from the mass spectrum or cross sections should strongly depend on the interferences of the involved states. When one fits the experimental data with more than one resonance, one can usually get several different solutions with equally good quality, i.e., the χ^2 of the different solutions are exactly the same (See Refs. [1, 2] for example). However, among these solutions, only one is physically reasonable. Thus finding all the possible solutions of the fit is the first step of properly decoding the experimental data.

Besides the resonance contributions, a background or a non-resonance contribution is usually introduced in fitting the cross sections or invariant mass distributions. This background could separate into two kinds, one is non-interferencing background and the other is interfering background. The former one does not interfere with the resonances contributions, and thus, will not change the shape of the Breit-Wigner distribution of the resonance. In Ref. [1], the background contribution to the $e^+e^- \rightarrow \pi^+\pi^-\psi(2S)$ resulted from the sideband background of the J/ψ and $\psi(2S)$ signals in the lepton pair invariant-mass distributions is considered as the non-interferencing background. The latter kind of background will interfere with the resonance contributions, and will change the lineshape of the Breit-Wigner distribution. In Ref. [3], the lineshape of the cross sections for $e^+e^- \rightarrow \pi^+\pi^-h_c$ were well reproduced with the coherent sum of one resonance near 4.2 GeV and the three-body phase space as a background. Of course, it might be the case that the both non-interferencing and interfering background exist in a process, for example, when investigating the $\mu^+\mu^-$ invariant mass distributions of $B \rightarrow K\mu^+\mu^-$ process [4], the background is parameterized by a Argus function [5]. The B meson decays into $K\mu^+\mu^-$ via a weak interactions, thus the background could be separated into axial and vector parts, the former one could not interfere with the resonance in $\mu^+\mu^-$ invariant mass distribution, while the interferences with the vector part should be considered since all the resonances in $\mu^+\mu^-$ invariant mass spectrum are vector states.

In Refs. [6, 7], the authors proved that there should be two different solutions for fitting the

data with two coherent Breit-Wigner functions and provide an analytical formulae to derive the other solution with the known one. In Ref. [8], they considered the case of three interferences resonances and obtained some constraint equations between the four solutions. In the present work, by analyzing the mathematical structures of the amplitude, we present the source of multiple solutions for interfering resonances and obtain some simple relations between different solutions for more than two resonances fitting. With these relationships, we could easily derive all other solutions from the already obtained one. As for the interfering background, we reveal a criterion of multiple solutions and a simple methods to derive the new background and parameters with equally fitting quality.

The work is organized as follows. After introduction, we take two resonances as an example to clarify the source of multi-solutions in Section II and then extend our analysis to the case of more than two resonances interferences in Section III. In Section IV, we discuss the coherent sum of the background and resonances and section V devotes to a short summary.

II. INTERFERENCES BETWEEN TWO RESONANCES

In particle physics, resonance state is usually described by relativistic Breit-Wigner function, which is $F_{BW}(s, M, \Gamma) = \frac{1}{s - M^2 + iM\Gamma} = \frac{1}{s - p}$, in which s is the square of center of mass, M and Γ are the mass and width of the resonance, and $p = M^2 - iM\Gamma$ is the pole of the Breit-Wigner function in the complex plan. Taking the resonance in e^+e^- annihilation process as an example, the distribution amplitude related to the resonance is,

$$A(\sqrt{s}, M, \Gamma, f_R, \phi) = \frac{M}{\sqrt{s}} \sqrt{12\pi f_R \Gamma} F_{BW}(s, M, \Gamma) \sqrt{\frac{\Phi(\sqrt{s})}{\Phi(M)}} e^{i\phi}, \quad (1)$$

where $f_R = \Gamma_{e^+e^-} \times \text{BR}(R \rightarrow f)$, $\Gamma_{e^+e^-}$ and $\text{BR}(R \rightarrow f)$ are the dilepton width of the resonance and the branch ratio of the resonance decay to channel in concerned, respectively. $\Phi(\sqrt{s})$ is the phase space factor and ϕ is the phase angle, which is usually assumed to be independent on s . Taking two interference resonance as an example, the cross section is,

$$\sigma(s) = |A(\sqrt{s}, M_0, \Gamma_0, f_{R_0}, \phi_0) + A(\sqrt{s}, M_1, \Gamma_1, f_{R_1}, \phi_1)|^2. \quad (2)$$

As indicated in Ref. [6], one can find two different solutions with equally good quality. In this case, without loss of generality, we can set $\phi_0 = 0$ in Eq. (2), thus there are seven free parameters, which are $M_0, \Gamma_0, f_{R_0}, M_1, \Gamma_1, f_{R_1}$ and ϕ_1 , respectively. In the following, we will show how to

get another solution with the known one. As indicated in Refs. [6, 8] that the masses and partial widths of the involved resonances of two sets of parameters are identical. Thus, we need to find out how to get another set of parameters f'_R and ϕ'_R with f_R and ϕ_R . These two sets of parameters satisfy,

$$\begin{aligned} &|A(\sqrt{s}, M_0, \Gamma_0, f_{R0}, \phi_0) + A(\sqrt{s}, M_1, \Gamma_1, f_{R1}, \phi_1)| = \\ &|A(\sqrt{s}, M_0, \Gamma_0, f'_{R0}, \phi'_0) + A(\sqrt{s}, M_1, \Gamma_1, f'_{R1}, \phi'_1)|. \end{aligned} \quad (3)$$

After Taking the particular expression defined in Eq. (1) into above equation and performing some simplification, we can get,

$$|z_0 F_0(s) + z_1 F_1(s)| = |z'_0 F_0(s) + z'_1 F_1(s)|, \quad (4)$$

with

$$z_k = \sqrt{\Gamma_k f_{Rk}} \frac{M_k}{\sqrt{\Phi(M_k)}} e^{i\phi_k}, \quad (5)$$

and here and after we use the notion $F_k(s) = F_{BW}(s, m_k, \Gamma_k)$ for simplicity.

By Dividing a factor $z_1 F_0(s)$ for both sides of Eq. (4), we can get

$$\left| \frac{z_0}{z_1} + \frac{F_1(s)}{F_0(s)} \right| = \left| \frac{z'_1}{z_1} \left| \frac{z'_0}{z'_1} + \frac{F_1(s)}{F_0(s)} \right| \right|. \quad (6)$$

It should be noticed that that the ratio between two Breit-Wigner function is,

$$\frac{F_1(s)}{F_0(s)} = 1 - (p_0 - p_1) F_1(s), \quad (7)$$

in which p_0 and p_1 are the pole of $F_0(s)$ and $F_1(s)$ respectively. This ratio is a linear function of $F_1(s)$. Here, we further define,

$$\begin{aligned} P &= \frac{K + 1}{p_0 - p_1}, \\ P' &= \frac{K' + 1}{p_0 - p_1}, \end{aligned} \quad (8)$$

in which $K = z_0/z_1$ and $K' = z'_0/z'_1$. Then Eq. (6) can further be reduced as,

$$\left| P - F_1(s) \right| = \left| \frac{z'_1}{z_1} \right| \left| P' - F_1(s) \right|, \quad (9)$$

In the complex plan, the Breit-Wigner function $F_{BW}(s, M, \Gamma)$ is a circle with center $O'(0, -i/(2M\Gamma))$ and radius $1/(2M\Gamma)$ when we extend s from positive to negative infinity. The geometrical meaning of Eq. (9) is the ratio between the distances from any point in the circle,

defined by $F_1(s)$, to P and P' is a constant, which is $|z'_1/z_1|$. In another words, P and P' are a pair of reflection points at the circle as shown in Fig. 1-(a). In addition, one can find $O(0, 0)$ is on the circle, then, one can estimate the ratio by

$$\left| \frac{z'_1}{z_1} \right| = \frac{|OP|}{|OP'|}. \quad (10)$$

Furthermore, if P and P' are a pair of reflection points at the circle $F_1(s)$, then $1/P$ and $1/P'$ are a pair of reflection points at $1/F_1(s)$, while $1/F_1(s)$ is a line parallel to the real axes as shown in Fig. 1-(b). The reciprocals of P and P' are simply connected by:

$$\frac{1}{P'} + p_1 = \frac{1}{P^*} + p_1^*, \quad (11)$$

which will greatly simplify our estimation of P' from the known P .

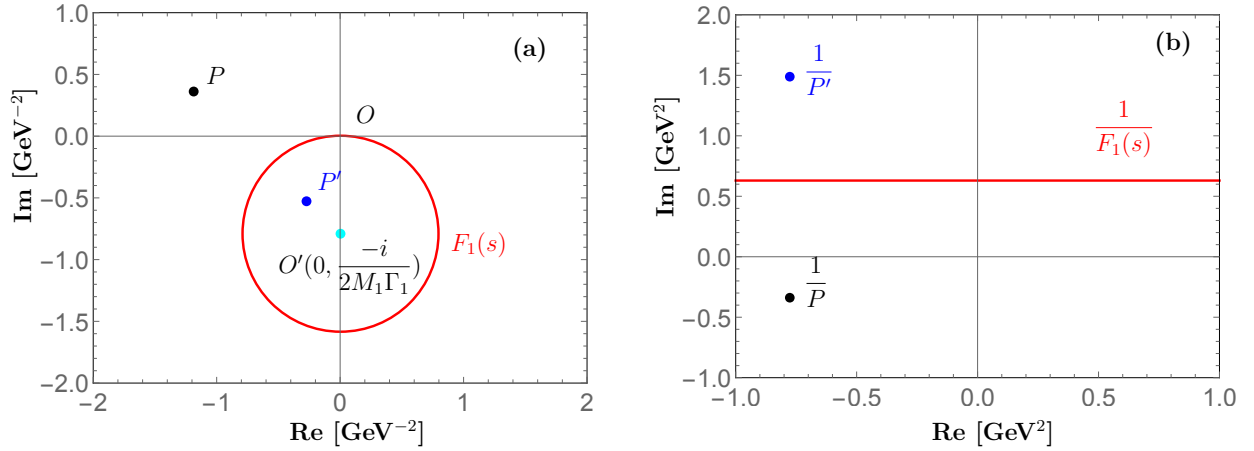


FIG. 1: (Color online). Sketch diagram of the relation of P and P' (diagram (a)) and of their reciprocal (diagram (b)).

Here and after, we take $e^+e^- \rightarrow \pi^+\pi^- J/\psi$ as an example to illustrate the interferences of two Breit-Wigner function. In the present work, we do not use the real experimental data. We assume the fitted resonances parameters of two resonances to be $M_0 = 4000$ MeV, $\Gamma_0 = 100$ MeV, $M_1 = 4200$ MeV and $\Gamma_1 = 150$ MeV, respectively. We take the inputted solution as $f_{R_0} = 1.00$ eV, $f_{R_1} = 0.700$ eV and $\phi_1 = \pi/4$. The interference between these two states are constructive as shown in Fig.2-(a). In the following, we will show how to reach another set of parameters step by step with these inputs.

- Recombination of input variables. By using the definitions Eqs. (5) and (8), we can estimate the coordinate of $P(-1.18, 0.357)$, and $O'(0, -0.794)$ with the input parameters values.

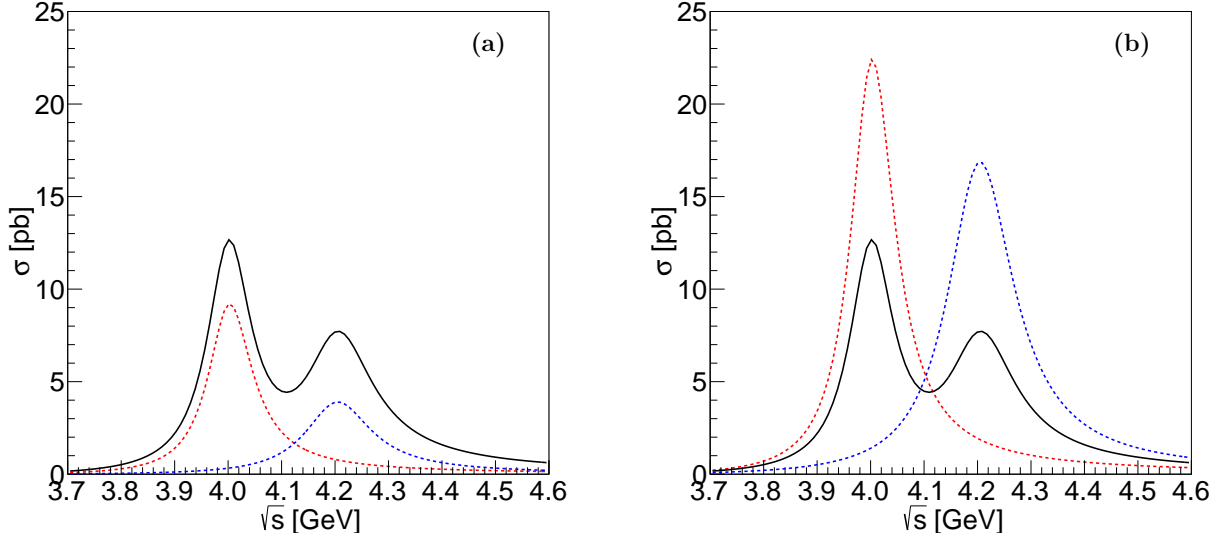


FIG. 2: An example of two Breit-Wigner distributions interference. The solid curve is the total cross section and the dashed curves are the individual contributions from the resonances.

- Estimation of the coordinate of P' and the values of $|z'_1/z_1|$ and z'_0/z'_1 . The coordinate of P' can be evaluated by using Eq. (11), which is $(-0.274, -0.527)$ in the present example. Then $|z'_1/z_1|$ can be estimated with Eq. (10), which is $|z'_1/z_1| = 2.08$. With Eq. (8), one can get $z'_0/z'_1 = -0.430 + 0.802 i$.
- Determination of f'_{R_k} and ϕ'_k values. As for the new parameters, we can set $\phi'_0 = 0$ without loss of generality, since it could be a global phase with any values. Then z'_0 will be positive real. With the values of $|z'_1/z_1|$ and z'_0/z'_1 , we can get $z'_0 = 5.67 \times 10^4 \text{ MeV}^2$ and $z'_1 = (-2.94 - 5.49i) \times 10^4 \text{ MeV}^2$, respectively. With Eq. (5), we can get another set of parameters, which are $f'_{R_0} = 2.43 \text{ eV}$, $f'_{R_1} = 3.03 \text{ eV}$ and $\phi'_1 = 4.22$. In this case, the interference of these two resonances is destructive as shown in Fig. 2-(b).

III. COMBINATION OF MORE THAN TWO BREIT-WIGNER FUNCTIONS

Now we extend our analysis in above section to the case of more than two resonances. Here, we consider the interferences between $n + 1$, ($n \geq 2$) resonances, then Eq. (4) becomes,

$$\left| \sum_{k=0}^n z_k F_k(s) \right| = \left| \sum_{k=0}^n z'_k F_k(s) \right|. \quad (12)$$

By Dividing a factor $F_0(s)$ for both sides of Eq. (12), we can get,

$$\left| z_0 + \sum_{k=1}^n z_k \frac{F_k(s)}{F_0(s)} \right| = \left| z'_0 + \sum_{k=1}^n z'_k \frac{F_k(s)}{F_0(s)} \right|. \quad (13)$$

As illustrated in last section, the ratio of two Breit-Wigner functions is a linear function of the Breit-Wigner function in numerator, i.e., $F_k(s)/F_0(s) = 1 + (p_k - p_0)F_k$. Thus the left side of Eq. (13) can be simplified as:

$$\left| A_0 + \sum_{k=1}^n A_k F_k(s) \right| = \left| A'_0 + \sum_{k=1}^n A'_k F_k(s) \right|, \quad (14)$$

where $A_0 = \sum_{i=0}^n z_i$ and $A_k = z_k(p_k - p_0)$. As indicated in Appendix A, one can further factorize Eq. (14) in the form,

$$A_0 + \sum_{k=1}^n A_k F_k(s) = A_0 \prod_{i=1}^n (1 + a_i F_i(s)), \quad (15)$$

where a_i is the function of the fitting parameters. Similar to the case of two resonances interference, with the already obtained fitting parameters, or a_i , we should get all sets of fitting parameters, or a'_i with equally fitting quality, i.e.,

$$\left| A_0 \prod_{i=1}^n (1 + a_i F_i(s)) \right| = \left| A'_0 \prod_{i=1}^n (1 + a'_i F_i(s)) \right|. \quad (16)$$

It is interesting to notice that $F_i \rightarrow 0$ when $s \rightarrow +\infty$, thus we have $|A_0| = |A'_0|$. Then Eq. (16) can be further simplified as,

$$\left| \prod_{i=1}^n F_i(s)(a_i + F_i^{-1}(s)) \right| = \left| \prod_{i=1}^n F_i(s)(a'_i + F_i^{-1}(s)) \right|. \quad (17)$$

Comparing the factors in both sides with index i , it is clear that $-a_i$ and $-a'_i$ are a pair of reflection at $F_i^{-1}(s)$, thus a'_i can be derived according to Eq. (11) and one has

$$-a'_i + p_i = -a_i^* + p_i^*. \quad (18)$$

For the of case of $n + 1$ resonances, the right side of Eq. (15) is product of n terms, thus if we replace any numbers of a_i by its reflection points a'_i , one can get a new set of fitting parameters. Thus, with the already obtained parameters, we can get $\sum_{i=1}^n C_n^i$ sets new parameters. Then for the case of $n + 1$ resonances, we have $1 + \sum_{i=1}^n C_n^i = 2^n$ sets of parameters with equally fitting quality.

We generate the cross sections with the combination of four resonances. Taking the parameters in Solution I of Table I as input, we can estimate the rest 7 sets of parameters, which are also listed in Table I as Solution (II)-(VIII). The cross sections and individual resonances contributions are presented in Fig. 3, where diagrams (a)-(h) correspond to solution (I)-(VIII), respectively.

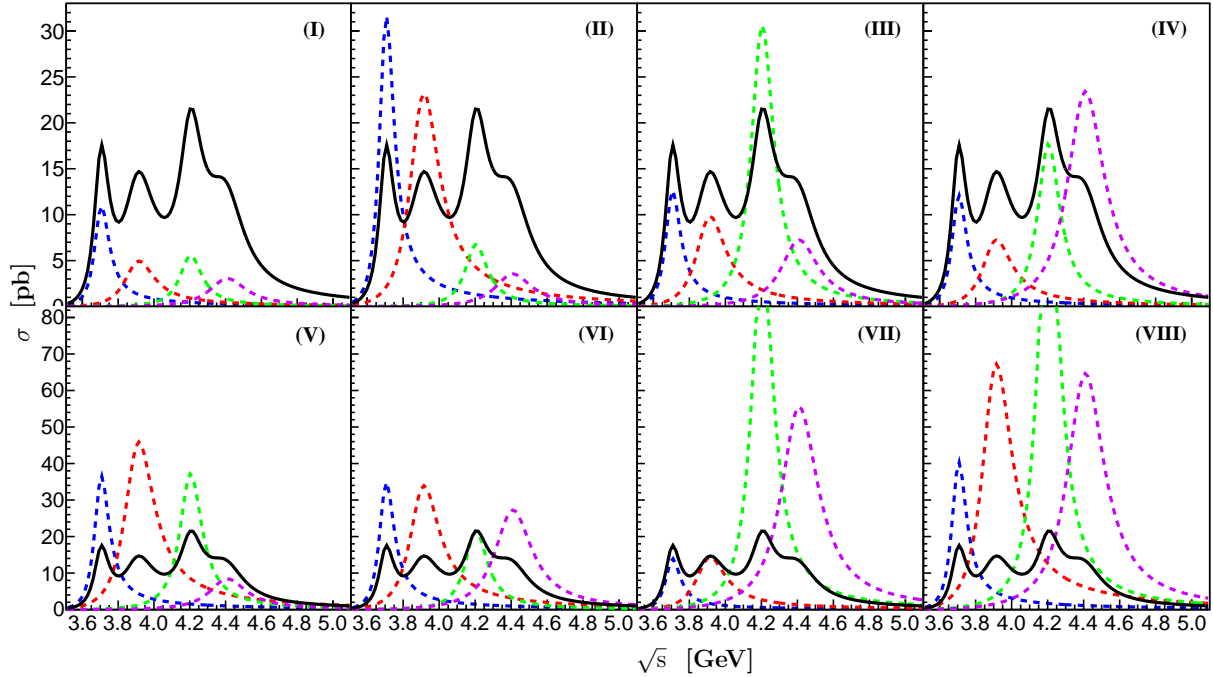


FIG. 3: Cross sections with four resonances interferences. Diagrams (a) corresponds to input parameters and diagrams (b)-(h) correspond to solutions (II)-(VIII) estimated by the present methods.

IV. INTERFERENCE WITH BACKGROUND

In above sections, we have analyzed the interferences between resonances. In the present section, we further discuss the interferences between the background and the resonances. The interferences between background and resonances are much more complicate than the resonances interferences since the physical origin of the background is usually unclear, then the mathematical formalization is not well determined. Some simple functions, such as polynomial and exponential function with real parameters, are often introduced to depict the background.

Here, we consider an amplitude function $D(s)$, which is the combination of Breit-Weigner functions F_k and an interference background function $B(s)$, i.e.,

$$D(s) = z_0 B(s) + \sum_{k=1}^{k=n} z_k F_k(s). \quad (19)$$

Here the Breit-Weigner functions' coefficients z_k are defined as the same as that in Eq. (5). The cross section and $D(s)$ are connected by,

$$\sigma = \frac{12\pi\Phi(\sqrt{s})}{s} |D(s)|^2. \quad (20)$$

TABLE I: Parameters estimated by the present method with one set of input parameters (Solution I).

Solutions	I (input)	II	III	IV	V	VI	VII	VIII
M_0 (MeV)				3700				
Γ_0 (MeV)				100				
ϕ_0 (rad)				0				
f_{R_0} (eV)	1.00	2.89	1.15	1.10	3.33	3.19	1.27	3.68
M_1 (MeV)				3900				
Γ_1 (MeV)				200				
ϕ_1 (rad)	0.7	3.86	1.08	0.948	4.24	4.11	1.33	4.49
f_{R_1} (eV)	1.0	4.68	1.98	1.46	9.27	6.85	2.90	13.6
M_2 (MeV)				4200				
Γ_2 (MeV)				150				
ϕ_2 (rad)	1.4	5.30	4.43	2.05	2.84	0.462	5.87	3.49
f_{R_2} (eV)	1.0	1.21	5.50	3.18	6.68	3.86	17.5	21.2
M_3 (MeV)				4400				
Γ_3 (MeV)				250				
ϕ_3 (rad)	2.1	6.19	0.310	5.74	4.40	3.54	3.95	1.75
f_{R_3} (eV)	1.0	1.16	2.37	7.67	2.76	8.93	18.2	21.2

The background function here usually have no essential singularity in any finite domain and the Breit-Wigner function F_k has a pole p_k . Assuming D_s has zeros at $\{q_1, q_2, \dots\}$, with the help of Weierstrass factorization theorem [9], the amplitudes can be factorized as

$$D(s) = \left[\prod_i (s - q_i) \right] H(s). \quad (21)$$

Thus, if one replaces any q_i by its complex conjugate, i.e., q_i^* , the modulus of $D(s)$ will not change if the variable s is real. Here, we take one of the zeros q_m as an example to illustrate such replacement. q_m is the zero of $D(s)$, then we have,

$$D(q_m) = z_0 B(q_m) + \sum_{k=1}^{k=n} z_k F_k(q_m) = 0. \quad (22)$$

and $D(s)$ can be factorized as,

$$D(s) = (s - q_m)G(s), \quad (23)$$

where $G(s) = [\prod_{i,i \neq m}(s - q_i)]H(s)$. It should be noticed that $G(s)$ might still has zeros other than q_m , while $H(s)$ has no zero.

In principle, with Weierstrass factorization theorem, one can get the particular expression of $G(s)$ for a given $B(s)$. Here, we notice that the Breit-Wigner function satisfy

$$\frac{1}{s - p_k} - \frac{1}{q_m - p_k} = -\frac{s - q_m}{(s - p_k)(q_m - p_k)}, \quad (24)$$

then, we have

$$F_k(s) = \frac{1}{s - p_k} = -\frac{s - q_m}{q_m - p_k} F_k(s) + \frac{1}{q_m - p_k} = -\frac{s - q_m}{q_m - p_k} F_k(s) + F_k(q_m). \quad (25)$$

With above property of Breit-Wigner function, we can get,

$$\begin{aligned} G(s) &= \frac{D(s)}{s - q_m} = \frac{z_0}{s - q_m} B(s) + \frac{1}{s - q_m} \sum_{k=1}^{k=n} z_k F_k(q_m) - \sum_{k=1}^{k=n} z_k \frac{1}{(q_m - p_k)} F_k(s) \\ &= \frac{z_0}{s - q_m} [B(s) - B(q_m)] - \sum_{k=1}^{k=n} \frac{z_k}{(q_m - p_k)} F_k(s). \end{aligned} \quad (26)$$

One can find the structure of $H(s)$ is the same as the one of $D(s)$ if one treat the first term as a background. In case that $D(s)$ have more than one, we can repeat above process to get the $H(s)$, which has no zero in the whole complex plane. Replacing $(s - q_m)$ by $(s - q_m^*)$ in the Eq. (23), we can obtain a new amplitude $D'(s)$, which is

$$\begin{aligned} D'(s) &= (s - q_m^*)G(s) = \frac{z_0(s - q_m^*)}{s - q_m} [B(s) - B(q_m)] - \sum_{k=1}^{k=n} \frac{z_k(s - q_m^*)}{(q_m - p_k)} F_k(s) \\ &= z_0 B(s) + \frac{z_0(B(s) - B(q_m))(q_m - q_m^*)}{s - q_m} + \sum_{k=1}^{k=n} \frac{z_k(q_m^* - p_k)}{q_m - p_k} F_k(s). \end{aligned} \quad (27)$$

This new amplitude has the same modulus as $D(s)$, so $D'(s)$ results to identical cross section as $D(s)$. The analysis above can be summarized as transformations of z_k and $B(s)$, which are,

$$\begin{cases} B(s) \rightarrow B(s)' = B(s) + \frac{(q_m - q_m^*)[B(s) - B(q_m)]}{s - q_m}, \\ z_k \rightarrow z_k' = \frac{q_m^* - p_k}{q_m - p_k} z_k. \end{cases} \quad (28)$$

The above transformation can be made for each zero. In case there are n zeros, apparently there are 2^n combinations with the same expected cross section, since each zero doubles the multiplicity of combinations ¹.

¹ The transformation in Eq. (28) can also be applied to the case of multiple Breit-Weigner functions interference discussed in section III. On both side of the Eq. (14), A_0 and A'_0 can be treated as background. The transformation on A_0 and A_k , presented in Eq. (A6) are consistent with transformation Eq. (28).

Here we present two kinds of background to illustrate the transformation discussed above, which are exponential and polynomial form. In the first case, an exponential form background combines with one resonance. Then, the function $D(s)$ in Eq. (20) becomes,

$$D(s) = z_0 e^{-s/\Lambda^2} + z_1 \frac{1}{s-p}. \quad (29)$$

The inputted parameters are $m_R = 4.0$ MeV, $\Gamma_R = 0.1$ GeV, $f_R = 0.592$ eV, $\phi_R = 1.11$ rad, $\Lambda = 3$ GeV and $z_0 = 0.15$, respectively. With Eq. (5), one can estimate $z_1 = (0.0125 + 0.025 i)$ GeV². One of the zeros of $D(s)$ is found at $q = (15.41 - 1.25 i)$ GeV². By using the replacements in Eq. (28), one can get a new amplitude,

$$D'(s) = \left[z_0 e^{-s/\Lambda^2} + \frac{z_0(q-q^*)(e^{-s/\Lambda^2} - e^{-q/\Lambda^2})}{s-q} \right] + z'_1 \frac{1}{s-p}, \quad (30)$$

where $z'_1 = (0.0219 - 0.0420 i)$ GeV². The corresponding new parameters of the resonance changes to $f'_R = 1.70$ eV and $\phi' = 5.19$ rad. As a comparison, we present the individual contributions and cross sections in Fig. 4. One can find the background contributions are very similar for both amplitudes, but the interferences between the background and resonances are much different for two amplitudes, which results to a much different resonance contributions. In this example, the explicit expression of the background is changed.

In the second example, we describe the cross sections with a 2nd order polynomial background and a Breit-Weigner function. Then, $D(s)$ becomes,

$$D(s) = w_2 s^2 + w_1 s + w_0 + z_1 \frac{1}{s-p}. \quad (31)$$

With the input parameters of Solution I in Table II, one can find that there are three zeros in $D(s)$ function, which are $q_1 = (15.87 - 0.63 i)$ GeV², $q_2 = (23.99 + 14.25 i)$ GeV² and $q_3 = (24.13 - 14.02 i)$ GeV². By using the method discussed in present section, we can find seven functions with identical modulus as $D(s)$ presented in Eq. (31). In the present example, after performing the transformation as Eq. (28), one can find the new background is still a 2nd polynomial but the coefficients become complex. We summarize the all the parameters in Table II. The cross sections and individual contributions are presented in Fig. 5. One can find the parameter f_R changes dramatically in combination V, VI, VII and VIII. This is due to the first zero q_1 is quite close to the pole of Breit-Weigner function, which has significant effect in the transformation as shown in Eq. (28).

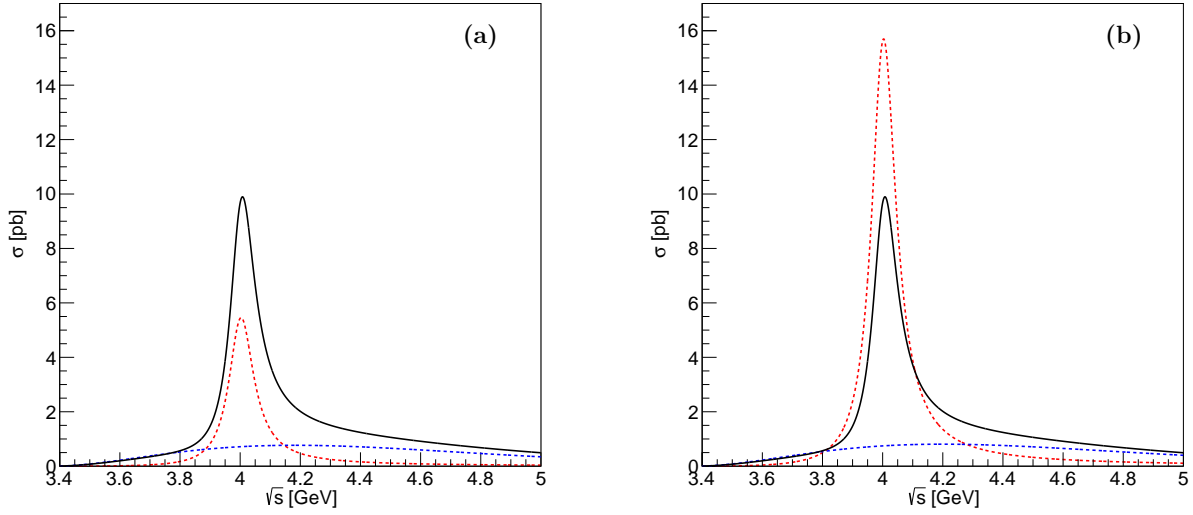


FIG. 4: Interference between a resonance and an exponential background. The dashed and solid curves are the individual contributions and the cross sections obtained with the input parameters (diagram (a)) and the new amplitudes obtained by present method (diagram (b)).

TABLE II: Parameters estimated by the present method with one set of input parameters (Solution I) with a 2nd-order polynomial background.

Solutions	m_1 (MeV)	Γ_1 (MeV)	ϕ_1 (rad)	f_{R_1} (eV)	$10^4 \times w_2$ (GeV ⁻⁴)	$10^2 \times w_1$ (GeV ⁻²)	$10 \times w_0$
I			1.11	0.592		-1.92	3.10
II			5.27	0.543		$-1.92 - 1.14i$	$1.47 - 2.74i$
III			3.20	0.645		$-1.92 - 1.12i$	$1.53 + 2.68i$
IV	4000	100	1.08	0.592	4.00	$-1.92 + 0.02i$	$3.10 - 0.60i$
V			4.87	9.18		$-1.92 - 0.05i$	$3.10 + 1.62i$
VI			2.76	8.43		$-1.92 + 1.09i$	$1.62 - 2.58i$
VII			0.68	10.00		$-1.92 - 1.17i$	$1.38 + 2.84i$
VIII			4.85	9.18		$-1.92 - 0.03i$	$3.10 + 1.02i$

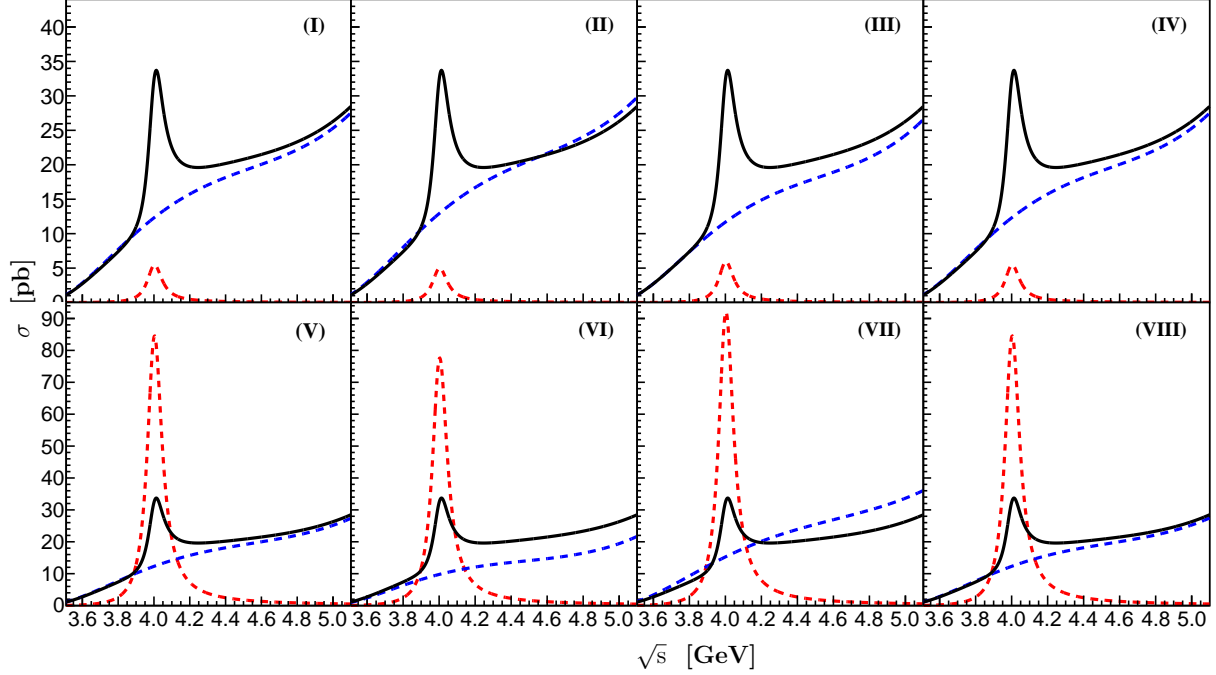


FIG. 5: The same as Fig. 4 but for polynomial background.

V. SUMMARY

When one fit the data with the coherent sum of several Breit-Wigner functions or the sum of interfering background with resonances, some different solutions with equally fitting quality can be found. In the present work, we first take two interfering resonances as an example to analysis the source of multi-solutions. By analyzing the mathematical structure of the amplitudes, we find that in the complex plan, the Breit-Wigner function $F(s)$ is a circle, which indicates that in complex plan there should exist a pair points (P, P') and the ratio between the distances from these two points to any point on the circle $F(s)$ is a constant. Furthermore, one can find $(1/P, 1/P')$ is a pair of reflection points at $1/F(s)$, while $1/F(s)$ is a line parallel to real axes, which will further simplify our estimation. In addition, this analysis is also extended to the case of more than two resonance interferences. If we have find one solution of the fit, we can easily find all other solutions with equally fitting quality with the method in the present work.

In the present work, we also discussed the interference between the background and resonances. Generally, the source of the interfering background is much complicate. With the help of Weierstrass factorization theorem, we can further factorize the amplitude, which is the coherent

sum of Breit-Wigner functions and background. Assuming the amplitude has a zero, q , by a simple replacement, $(s - q) \rightarrow (s - q^*)$, one can get a new amplitude with the same modulus as the old one. Then we can find a new background and new parameters with equally fitting quality.

The programs related to examples in the present work are available on the website of github [11].

Acknowledgement

This work is supported in part by the National Natural Science Foundation of China (NSFC) under Grant Nos. 11705028, 11775050, and 11375240, by the Fundamental Research Funds for the Central Universities.

Appendix A: Coefficients a_i

In this appendix, we present how to get the coefficients a_i in Eq. (15). By using the property of Breit-Weigner functions, $F_i F_j = (F_i - F_j)/(p_i - p_j)$, and comparing the coefficients of both side of Eq. (15), one can get the equations,

$$\left\{ \begin{array}{l} a_1 \left(\frac{a_2}{p_1 - p_2} + 1 \right) \left(\frac{a_3}{p_1 - p_3} + 1 \right) \cdots \left(\frac{a_n}{p_1 - p_n} + 1 \right) = \frac{A_1}{A_0}, \\ \left(\frac{a_1}{p_2 - p_1} + 1 \right) a_2 \left(\frac{a_3}{p_2 - p_3} + 1 \right) \cdots \left(\frac{a_n}{p_2 - p_n} + 1 \right) = \frac{A_2}{A_0}, \\ \vdots \\ \left(\frac{a_1}{p_n - p_1} + 1 \right) \left(\frac{a_2}{p_n - p_2} + 1 \right) \left(\frac{a_3}{p_n - p_3} + 1 \right) \cdots a_n = \frac{A_n}{A_0}. \end{array} \right. \quad (\text{A1})$$

For simplify, we further define $D_k = A_k/A_0 \prod_{i=1, i \neq k}^n (p_k - p_i)$ and $\alpha_k = a_k - p_k$, identities in Eq. (A1) becomes:

$$\left\{ \begin{array}{l} \prod_{i=1}^n (\alpha_i + p_1) = D_1, \\ \prod_{i=1}^n (\alpha_i + p_2) = D_2, \\ \vdots \\ \prod_{i=1}^n (\alpha_i + p_n) = D_n. \end{array} \right. \quad (\text{A2})$$

By expanding the left side of the identities in above equation, we get:

$$\begin{pmatrix} 1 & p_1 & p_1^2 & \dots & p_1^{n-1} \\ 1 & p_2 & p_2^2 & \dots & p_2^{n-1} \\ \dots & \dots & \dots & \dots & \dots \\ 1 & p_n & p_n^2 & \dots & p_n^{n-1} \end{pmatrix} \begin{pmatrix} X_n \\ X_{n-1} \\ \dots \\ X_1 \end{pmatrix} + \begin{pmatrix} p_1^n \\ p_2^n \\ \dots \\ p_n^n \end{pmatrix} = \begin{pmatrix} D_1 \\ D_2 \\ \dots \\ D_n \end{pmatrix}, \quad (\text{A3})$$

where $X_k = \sum \prod_{i=1}^k \beta_i$ with $\{\beta_1, \beta_2, \dots, \beta_k\}$ is a k elements subset of $\{\alpha_1, \alpha_2, \dots, \alpha_n\}$. All the equations in above array are linear equation of X_i , so these equations could be solved very easily.

From the definitions of X_i and Vieta theorem [10], one can find that $-\alpha_i$, $\{i = 1, 2, \dots, n\}$ are the roots of following n th degree equation with one unknown,

$$t^n + X_1 t^{n-1} + X_2 t^{n-2} \dots X_{n-1} t + X_n = 0. \quad (\text{A4})$$

By solving the linear equation in Eq. (A3) and algebra equation in Eq. (A4), one can get α_i and a_i . Then one can get new sets of parameter a'_i and α'_i by Eq. (18). It should be noticed that Replacing a_i by a'_i is equivalent to the replacement of α_i by α_i^* . It is obvious that this replacement changes D_m to D'_m in Eq. (A2), where D'_m is

$$D'_m = \frac{\alpha_i^* + p_m}{\alpha_i + p_m} D_m. \quad (\text{A5})$$

According to the definition of D_m , one can find A_m/A_0 also transform to A'_m/A'_0 , where A'_m/A'_0 is

$$\frac{A'_m}{A'_0} = \frac{\alpha_i^* + p_m}{\alpha_i + p_m} \frac{A_m}{A_0}. \quad (\text{A6})$$

As we discussed in Section III, one has $|A_0| = |A'_0|$. Here, we can set $A_0 = A'_0$ since the phases of both A_0 and A'_0 could be treated as global phase of the amplitudes, then on can get the transformation of $A_m \rightarrow A'_m$, which is the same as the replacement of z_k in Eq. (28).

[1] X. L. Wang *et al.* [Belle Collaboration], Phys. Rev. D **91** (2015) 112007
[2] D. Y. Chen, X. Liu and T. Matsuki, Phys. Rev. D **93**, no. 3, 034028 (2016)
[3] C. Z. Yuan, Chin. Phys. C **38**, 043001 (2014)
[4] R. Aaij *et al.* [LHCb Collaboration], Phys. Rev. Lett. **111**, no. 11, 112003 (2013)
[5] H. Albrecht *et al.* [ARGUS Collaboration], Phys. Lett. B **241**, 278 (1990).

- [6] K. Zhu, X. H. Mo, C. Z. Yuan and P. Wang, *Int. J. Mod. Phys. A* **26**, 4511 (2011)
- [7] A. D. Bukin, arXiv:0710.5627 [physics.data-an].
- [8] X. Han and C. P. Shen, *Chin. Phys. C* **42**, no. 4, 043001 (2018)
- [9] Z.W. Wang and D.R. Guo, *Special Functions*, World Scientific Publishing Co Pte Ltd, 1989
- [10] F. Viète, "Opera mathematica" F. van Schouten (ed.) , Leiden (1646)
- [11] <https://github.com/baiyu1983/Breit-Weigner-MultiSolution>.